


# THE SUPER SAFETY SQUAD

NEEDS YOUR HELP!



# This is the Super Safety Squad!



They're in charge of making sure everyone is safe during an emergency. Do you know what an emergency is? It's anything that happens that you didn't plan for that is dangerous to people. Things like fires, big storms and tornados are all emergencies.


And now, the Super Safety Squad needs your help! Are you brave enough to help? If you are, you'll even get your own Super Safety Squad membership card to show people how special and brave you are!

If you're ready to help the Super Safety Squad, ask your parent or guardian to help you – then turn the page!




Phew! Thank you for helping! First, meet the other members of the Super Safety Squad. Then, write your own name on the line below so they can meet you too!

---




Name: **FRANKIE**

**Superpower:** Has information about what is and what is not an emergency.



Name: **TYLER**

**Superpower:** Knows everything you need in your emergency Go-kit.



Name: **PENNY**

**Superpower:** Knows how to keep all the neighborhood pets safe in an emergency.

Name: **LIV**


**Superpower:** Knows how to remember your Safety Person. This is the person who will always take care of you in an emergency.


Name: **ALEX**

**Superpower:** Knows the people you can trust if you're scared during an emergency.

Name: **ROSA**

**Superpower:** Knows the phone number that all Super Safety Squad members should call in an emergency.






Next, draw your own face in your new Super Safety Squad uniform and write your first AND last name so everyone knows who you are! If you need help, ask your parent or guardian!

Name: \_\_\_\_\_

**Superpower:** Newest member of the Super Safety Squad in charge of your own house!



The most important things for every Super Safety Squad member to know are your home address and phone number. This way, if you ever get lost in an emergency, you can find your way home! Even Penny has these things on her collar!

To make sure you know your home address and phone number, write them here, or ask your parent or guardian to help you. Then read them out loud 10 times! If you're really, really brave, try to say it with your eyes closed. Then you're ready to move on!

**Address:** \_\_\_\_\_


**City:** \_\_\_\_\_

**State:** \_\_\_\_\_

**Zip code:** \_\_\_\_\_

**Phone #:** \_\_\_\_\_

**Emergency Contact:** \_\_\_\_\_



Your first challenge as part of the Super Safety Squad is to help Frankie use his superpower, and tell people what **is** an emergency and what **is not** an emergency. Remember, an emergency is something that can be dangerous to people or pets, and can happen without you knowing it's going to happen.

Circle the things here that ARE emergencies, and then be sure to show your family or teacher so they know too!

**tornado**

**doing homework**

**flood**

**breaking a toy**


**fire**

**earthquake**

**taking a bath**

**losing a game**

**snowstorm**



Answers

Words that are emergencies include: fire, flood, tornado, snowstorm, earthquake  
Words that are not emergencies: breaking a toy, losing a game, taking a bath, doing homework

In an emergency you should always know where to find a grown-up you can trust. Liv calls this a Safety Person! It can be a parent, grandparent, aunt, uncle or even a big brother or sister. Ask your parent or guardian for help to pick your safety person!

But if you can't find your Safety Person, you can also dial 9-1-1 and a police officer will come help you!


First, write who your Safety Person is in the blank spaces. Then say the rhyme out loud 10 times to make sure you can remember it if an emergency happens!

\_\_\_\_\_



**is my safety person. They'll make sure I'm OK.**

**But if** \_\_\_\_\_

**isn't here, I'll dial 9-1-1 to save the day!**



Your next job is to help Tyler and his mom build their family's emergency Go-kit. This is a special kit of things that will help everyone in your family if there ever is an emergency. First, use the clues to decide exactly what Tyler and his mom are going to put in their family's emergency Go-kit. Then, ask your parent, guardian or Safety Person to help build one for your family!



**Questions:**

**Across**

2. These are white, usually in the kitchen and come on a roll. You use them to clean things up!
4. These are what you put inside a radio, flashlight or toy to make it work!
5. This is where you keep things you need if you get hurt. It's got things inside like bandages and medicine.
6. These open the front door to your house when it's locked.
7. These are things that you can eat, but don't have to be in the refrigerator. They last for a long time and can have anything in them like green beans, soup or tuna.

**Down**

1. This is what you use to get the germs off your hands without using water.
3. This is what you use to pay for things!
8. One of the best things your body can drink! And you can get it right from your sink!

Tyler also knows it's important to have an emergency Go-kit that's just for you! These things can go in a backpack, or anything easy to carry. First, unscramble the words that tell you what should be in your emergency Go-kit. Then, draw a line from the word to the picture of them! Once you learn this superpower from Tyler, ask your parent, guardian or Safety Person to help you build your own!

Words to unscramble:

**aht** \_\_\_\_\_

**oessh** \_\_\_\_\_

**cltheso** \_\_\_\_\_

**tteriesba** \_\_\_\_\_

**vesglo** \_\_\_\_\_

**ketblan** \_\_\_\_\_


**diora** \_\_\_\_\_

**ttleerwatbo** \_\_\_\_\_

**oyt** \_\_\_\_\_

**mega** \_\_\_\_\_

Remember, this is YOUR emergency Go-kit. If there is anything else you want, or things you can't find, that's OK! Do your best!

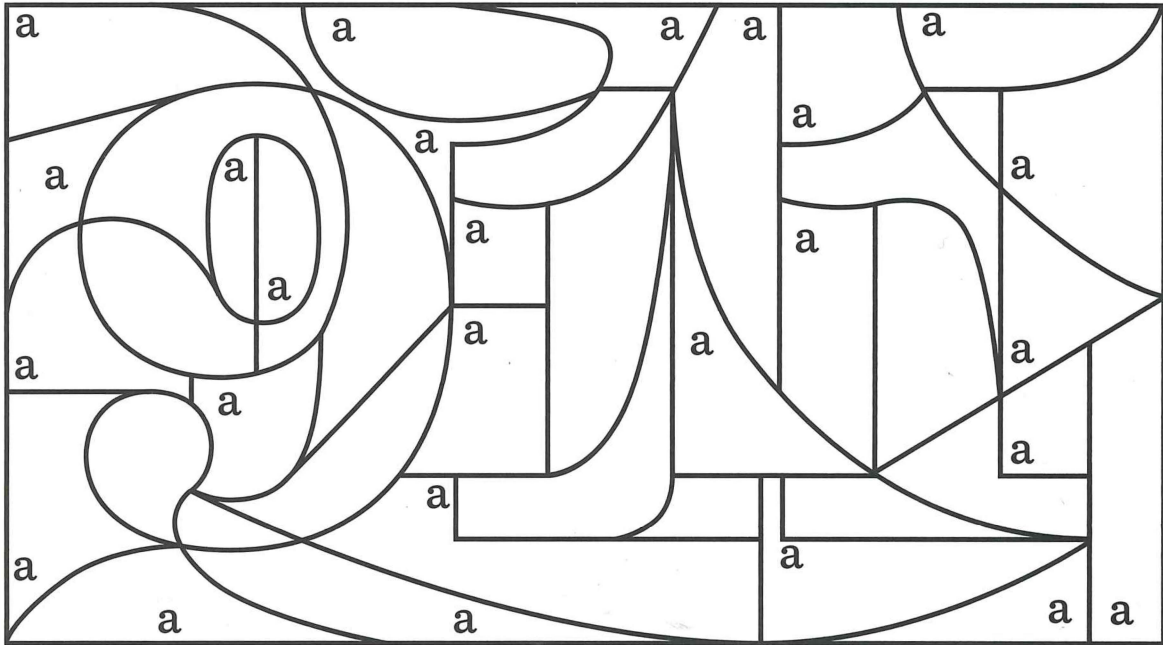


Your next challenge is to help Alex decide who the best people are to trust in an emergency—especially if you can't find your Safety Person.

The eight words are all listed below but it's up to you to help Alex find them!


p o l i c e o f f i c e r f  
r y o k l y v f z k h d c g  
n f i r e f i g h t e r g p  
u d o c t o r e d y p y j a  
r o r f o r u k w t b i q r  
s f p r i n c i p a l z d e  
e r g j u g u a r d i a n n  
w t e a c h e r k d g u w t







Rosa knows something even cooler. If you can't find your Safety Person, or anyone you can trust in an emergency, there's a number that calls them for you! All you have to do is pick up a phone and dial 9-1-1.

Use your favorite color to shade in all the spaces with the letter "a" to show how important this number is!




Your pets need emergency kits too! Luckily Penny knows all the things pets need during an emergency. Help her find her way to safety by picking up everything she needs along the way. Then, write down all the items at the side that she used!



1. \_\_\_\_\_
2. \_\_\_\_\_
3. \_\_\_\_\_
4. \_\_\_\_\_
5. \_\_\_\_\_
6. \_\_\_\_\_

## Answers

chew toys, pet food, blanket,  
vet phone number, leash, treats





# pennsylvania

EMERGENCY MANAGEMENT AGENCY



[ready.pa.gov](https://ready.pa.gov)



[facebook.com/pemahq](https://facebook.com/pemahq)



[instagram.com/pemahq](https://instagram.com/pemahq)



[threads.com/pemahq](https://threads.com/pemahq)



[x.com/@pemahq](https://x.com/@pemahq)

