



## Public Survey

PA SHPO developed and used an unscientific online public survey, hosted through SurveyMonkey, to collect data as part of the statewide historic preservation planning process. The survey was available to the public, partners, and stakeholders from September 2023 through May 2024.

More than 2,230 people completed the online survey and provided representation from every county and many diverse backgrounds.

### *Survey questions*

Pennsylvanians were asked to answer several questions, listed below.

1. What county do you live in?
2. What municipality do you live in?
3. What is your Zip Code?
4. Which of the following categories best describes you?
5. Which of the following are the most important contributions you think historic places make to your community or region?
6. Which of the following types of older and historic places would you prioritize for preservation in your community?
7. What types of places do you think are most threatened in your community?
8. Thinking about your response to the above question, what do you think is threatening those places?
9. What is the one place you are most likely to go to find information about your community's historic places and historic preservation?
10. Choose up to 5 things that you think would encourage and/or assist historic preservation efforts where you live.
11. When you think about needing more funding/money for historic preservation, what 3 specific things would you like to have?
12. If you think education about and greater awareness of historic preservation is important, what 3 tools do you think would be most useful?
13. Thinking about your response to the previous question, what are the 3 best ways to find and get that information?
14. Did you know that Pennsylvania has a state preservation agency, the Pennsylvania State Historic Preservation Office (PA SHPO)?
15. PA SHPO is compiling a list of the 50 PA Places every Pennsylvanian should know. For example, Independence Hall in Philadelphia. What is your suggestion?
16. What else would you like to share with us?
17. What is your email address?

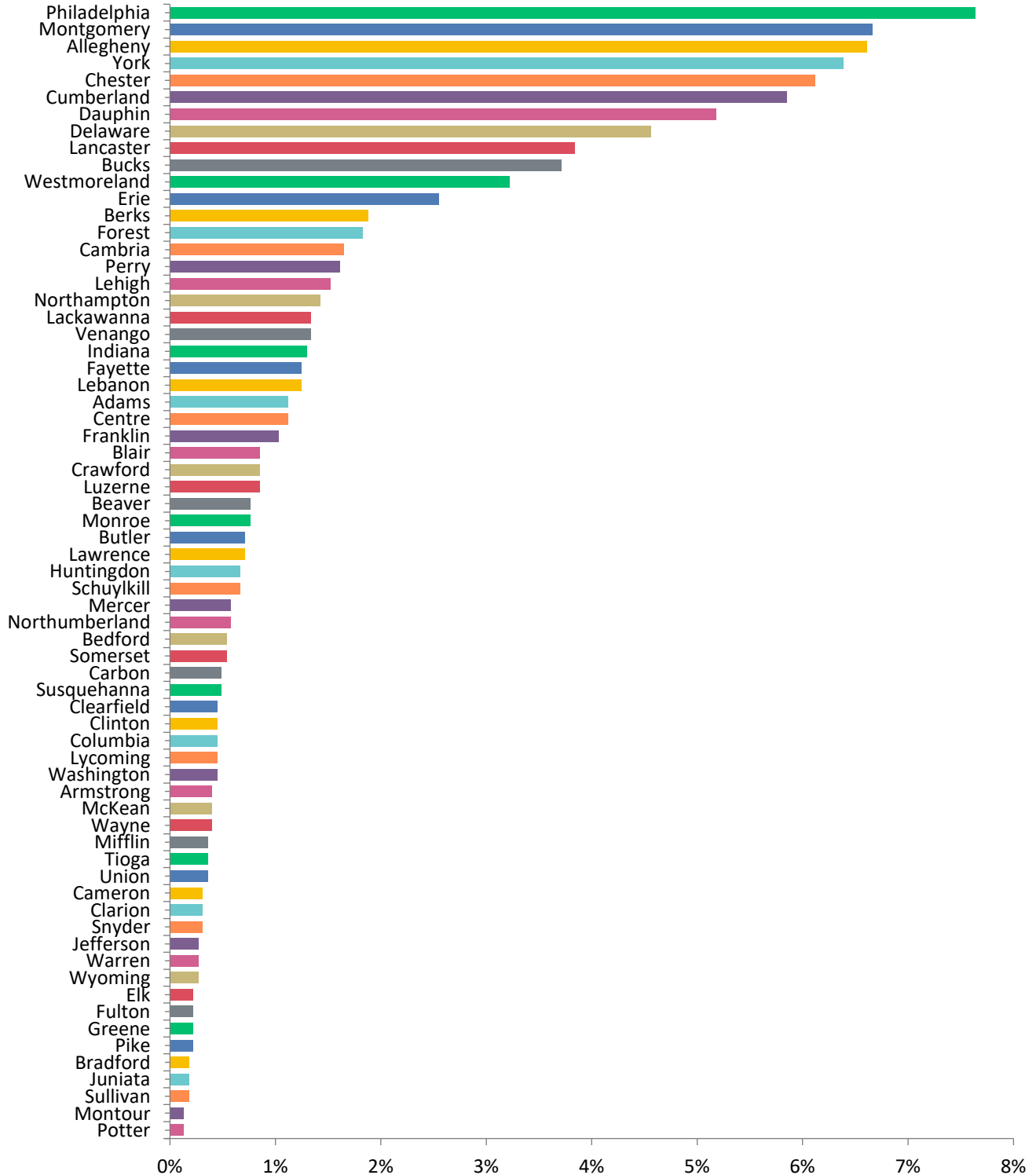
Survey results are presented in the following pages with the exception of questions 2, 3, 15, 16, and 17, which were formatted as open field text entries.



# PLANNING FOR PRESERVATION IN PENNSYLVANIA, 2024 – 2034

SURVEY → OUTREACH → ANALYSIS → RESULTS

## Q1: What county do you live in?



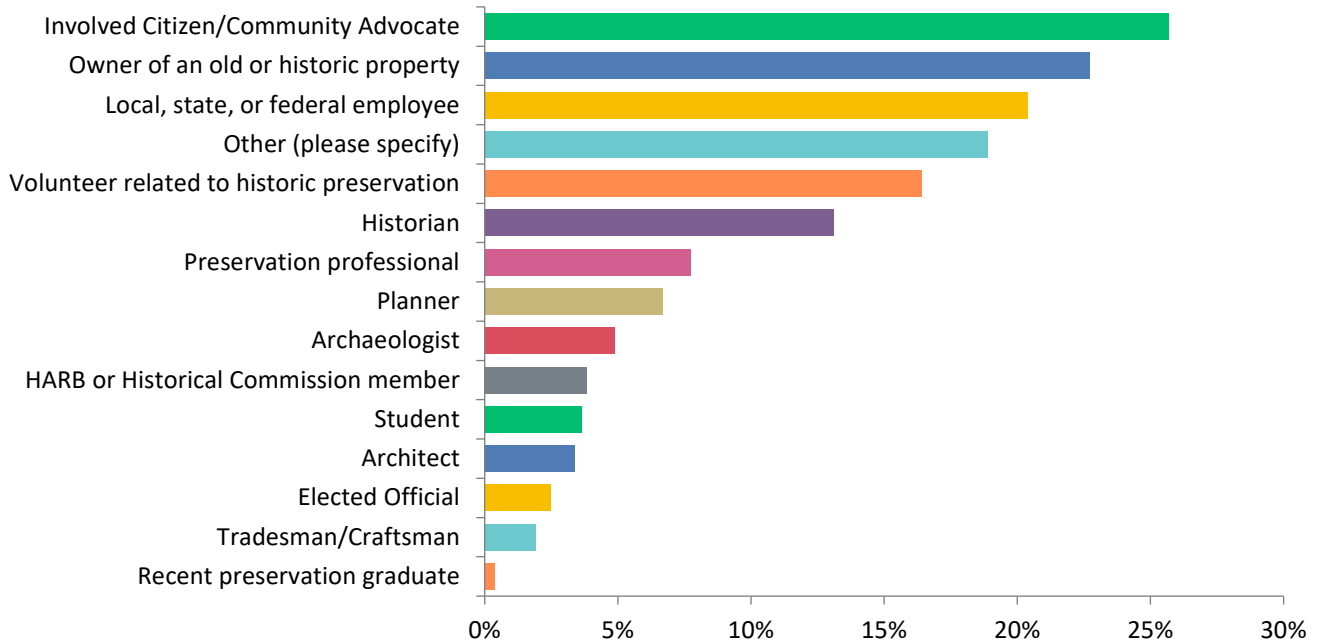


**Q1: What county do you live in?**

<b>Answer Choices</b>	<b>Responses</b>	<b>Answer Choices</b>	<b>Responses</b>
Philadelphia	7.64%	Mercer	0.58%
Montgomery	6.66%	Northumberland	0.58%
Allegheny	6.61%	Bedford	0.54%
York	6.39%	Somerset	0.54%
Chester	6.12%	Carbon	0.49%
Cumberland	5.85%	Susquehanna	0.49%
Dauphin	5.18%	Clearfield	0.45%
Delaware	4.56%	Clinton	0.45%
Lancaster	3.84%	Columbia	0.45%
Bucks	3.71%	Lycoming	0.45%
Westmoreland	3.22%	Washington	0.45%
Erie	2.55%	Armstrong	0.40%
Berks	1.88%	McKean	0.40%
Forest	1.83%	Wayne	0.40%
Cambria	1.65%	Mifflin	0.36%
Perry	1.61%	Tioga	0.36%
Lehigh	1.52%	Union	0.36%
Northampton	1.43%	Cameron	0.31%
Lackawanna	1.34%	Clarion	0.31%
Venango	1.34%	Snyder	0.31%
Indiana	1.30%	Jefferson	0.27%
Fayette	1.25%	Warren	0.27%
Lebanon	1.25%	Wyoming	0.27%
Adams	1.12%	Elk	0.22%
Centre	1.12%	Fulton	0.22%
Franklin	1.03%	Greene	0.22%
Blair	0.85%	Pike	0.22%
Crawford	0.85%	Bradford	0.18%
Luzerne	0.85%	Juniata	0.18%
Beaver	0.76%	Sullivan	0.18%
Monroe	0.76%	Montour	0.13%
Butler	0.71%	Potter	0.13%
Lawrence	0.71%		
Huntingdon	0.67%		
Schuylkill	0.67%		



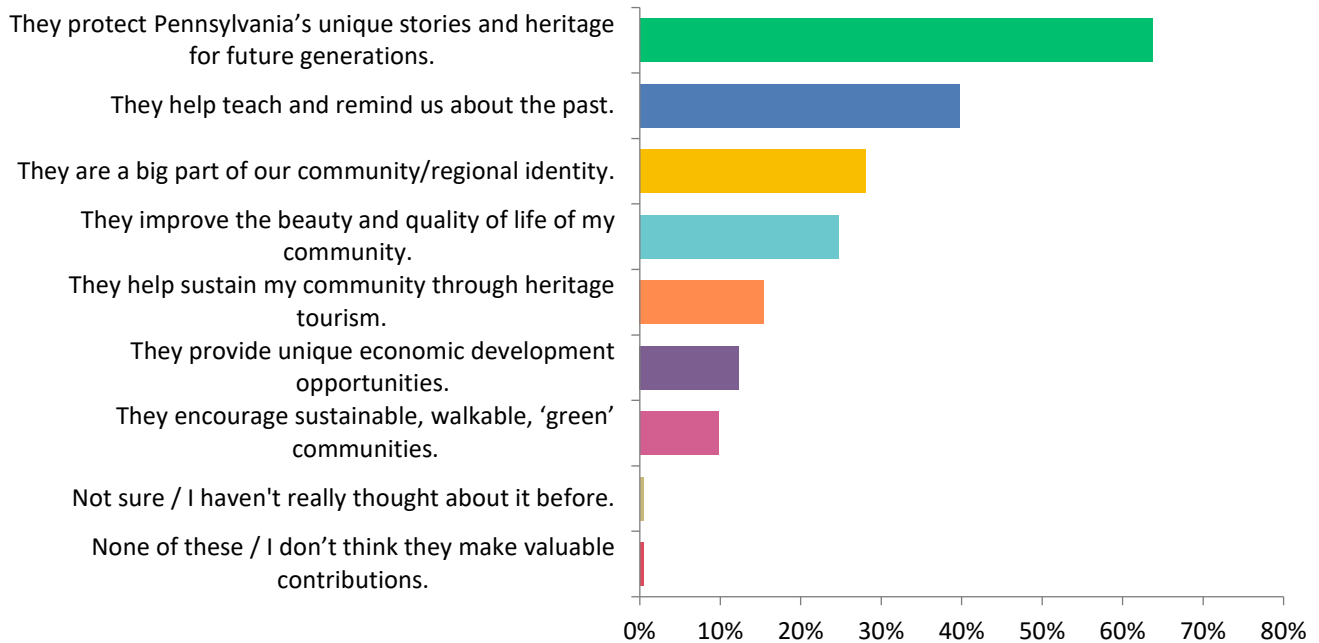
**Q4: Which of the following categories best describes you? Choose no more than 2.**



Answer Choices	Responses
Involved Citizen/Community Advocate	25.69%
Owner of an old or historic property	22.74%
Local, state, or federal employee	20.38%
Other (please specify)	18.90%
Volunteer related to historic preservation	16.40%
Historian	13.09%
Preservation professional	7.73%
Planner	6.70%
Archaeologist	4.87%
HARB or Historical Commission member	3.84%
Student	3.66%
Architect	3.40%
Elected Official	2.50%
Tradesman/Craftsman	1.92%
Recent preservation graduate	0.36%



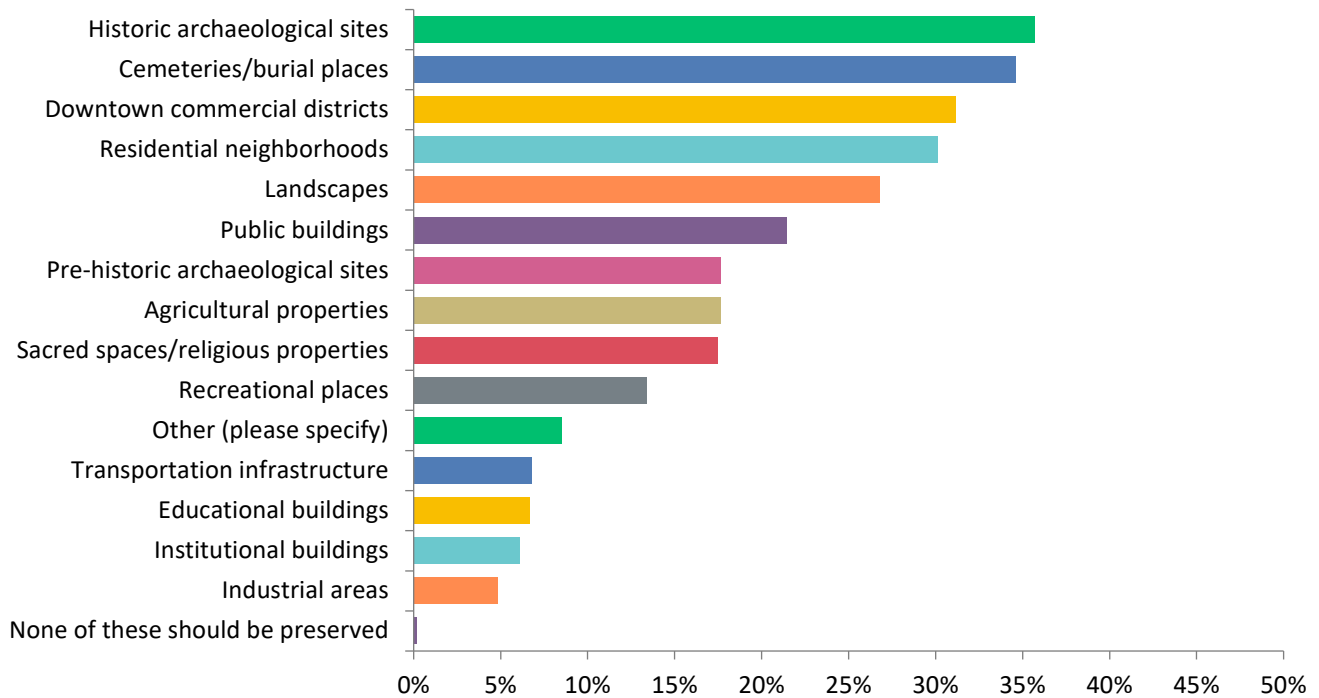
**Q5: Which of the following are the most important contributions you think historic places make to your community or region? Select up to 2.**



Answer Choices	Responses
They protect Pennsylvania's unique stories and heritage for future generations.	63.7%
They help teach and remind us about the past.	39.7%
They are a big part of our community/regional identity.	28.0%
They improve the beauty and quality of life of my community.	24.7%
They help sustain my community through heritage tourism.	15.4%
They provide unique economic development opportunities.	12.3%
They encourage sustainable, walkable, 'green' communities.	9.8%
Not sure / I haven't really thought about it before.	0.4%
None of these / I don't think they make valuable contributions.	0.4%



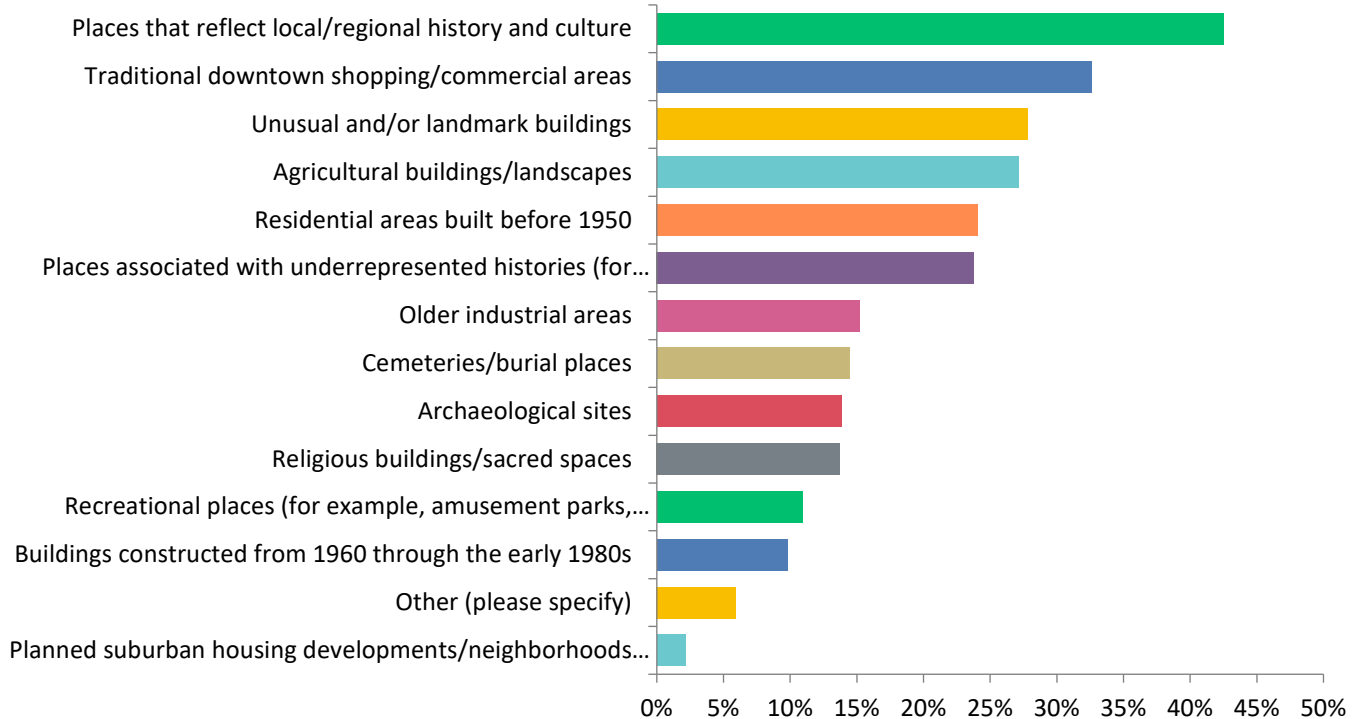
**Q6: Which of the following types of older and historic places would you prioritize for preservation in your community? Select up to 3.**



Answer Choices	Responses
Historic archaeological sites	35.69%
Cemeteries/burial places	34.62%
Downtown commercial districts	31.14%
Residential neighborhoods	30.13%
Landscapes	26.79%
Public buildings	21.47%
Pre-historic archaeological sites	17.65%
Agricultural properties	17.65%
Sacred spaces/religious properties	17.50%
Recreational places	13.39%
Other (please specify)	8.51%
Transportation infrastructure	6.77%
Educational buildings	6.67%
Institutional buildings	6.09%
Industrial areas	4.84%
None of these should be preserved	0.19%



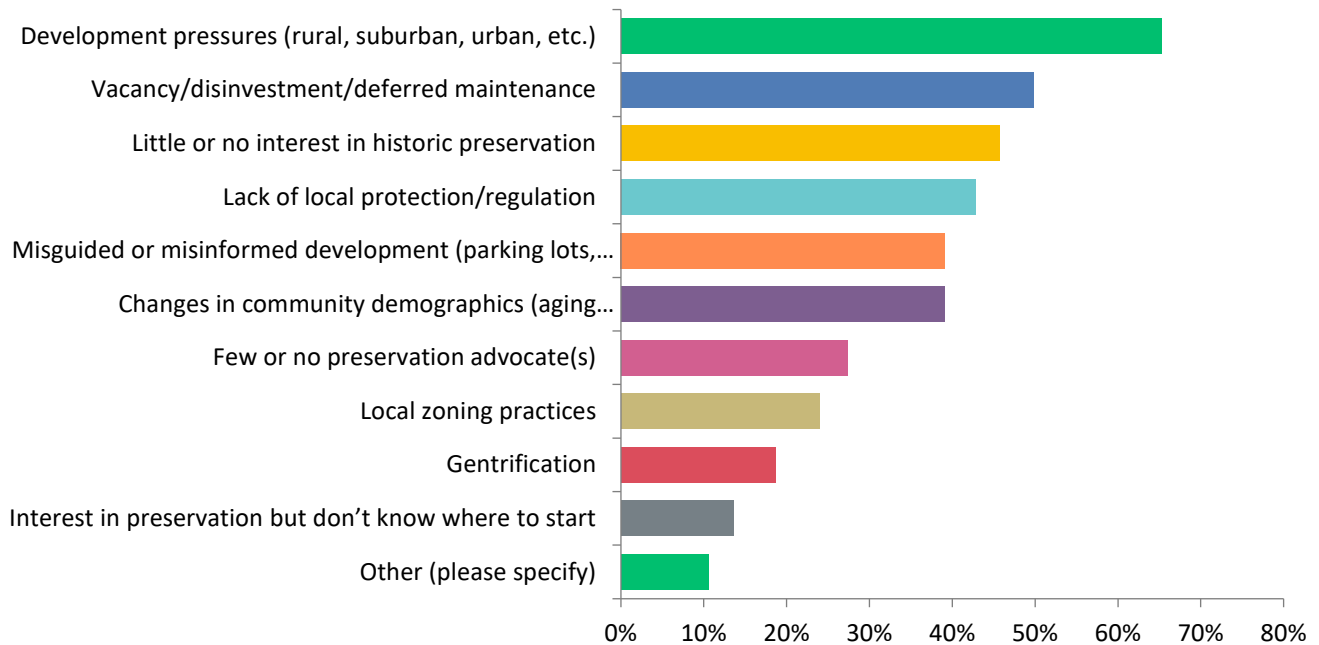
**Q7: What types of places do you think are most threatened in your community? Select no more than 3.**



Answer Choices	Responses
Places that reflect local/regional history and culture	42.50%
Traditional downtown shopping/commercial areas	32.64%
Unusual and/or landmark buildings	27.80%
Agricultural buildings/landscapes	27.13%
Residential areas built before 1950	24.08%
Places associated with underrepresented histories (for example, African American, LGBTQ+, specific ethnic/racial communities)	23.79%
Older industrial areas	15.18%
Cemeteries/burial places	14.46%
Archaeological sites	13.83%
Religious buildings/sacred spaces	13.73%
Recreational places (for example, amusement parks, swimming pools, etc.)	10.93%
Buildings constructed from 1960 through the early 1980s	9.82%
Other (please specify)	5.95%
Planned suburban housing developments/neighborhoods built after 1950	2.13%



**Q8: Thinking about your response to the above question, what do you think is threatening those places?  
Select all that apply.**

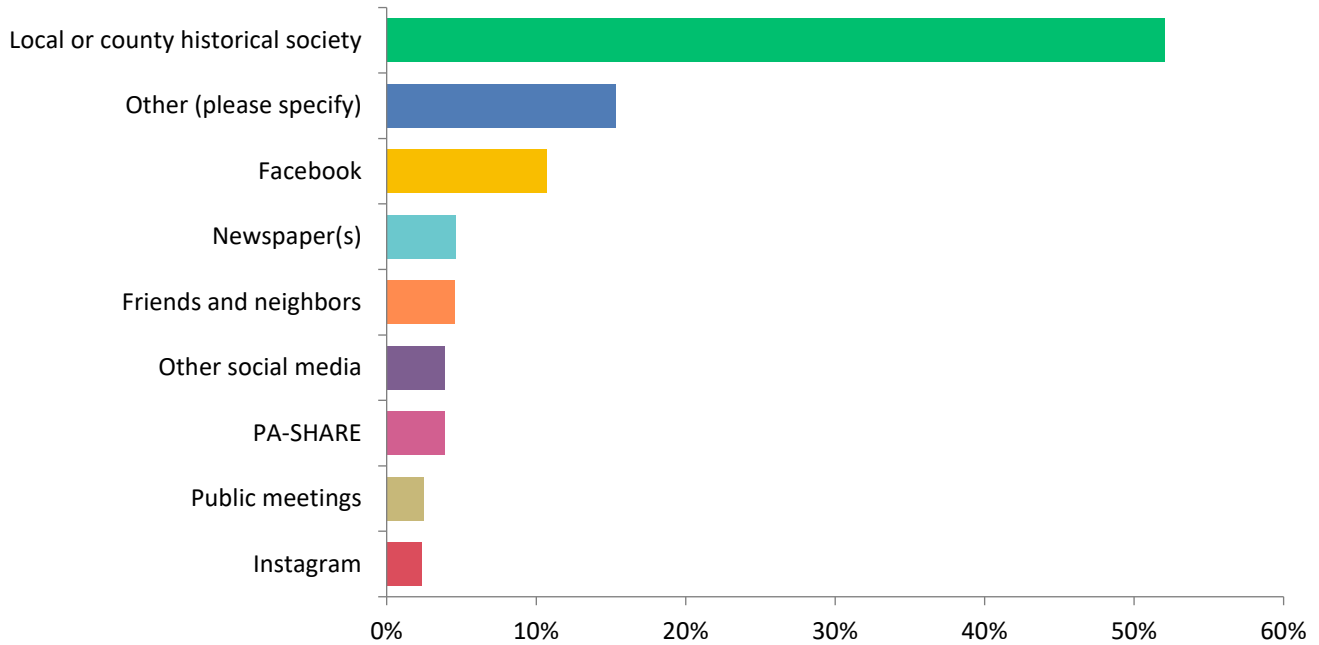


Answer Choices	Responses
Development pressures (rural, suburban, urban, etc.)	65.28%
Vacancy/disinvestment/deferred maintenance	49.81%
Little or no interest in historic preservation	45.65%
Lack of local protection/regulation	42.84%
Misguided or misinformed development (parking lots, housing density, widescale demolition)	39.12%
Changes in community demographics (aging populations, loss of population, etc.)	39.07%
Few or no preservation advocate(s)	27.32%
Local zoning practices	23.94%
Gentrification	18.67%
Interest in preservation but don't know where to start	13.54%
Other (please specify)	10.54%





**Q9: What is the one place you are most likely to go to find information about your community's historic places and historic preservation?**



Answer Choices	Responses
Local or county historical society	52.03%
Other (please specify)	15.33%
Facebook	10.69%
Newspaper(s)	4.64%
Friends and neighbors	4.59%
Other social media	3.92%
PA-SHARE	3.92%
Public meetings	2.51%
Instagram	2.37%



## PLANNING FOR PRESERVATION IN PENNSYLVANIA, 2024 – 2034

SURVEY → OUTREACH → ANALYSIS → RESULTS

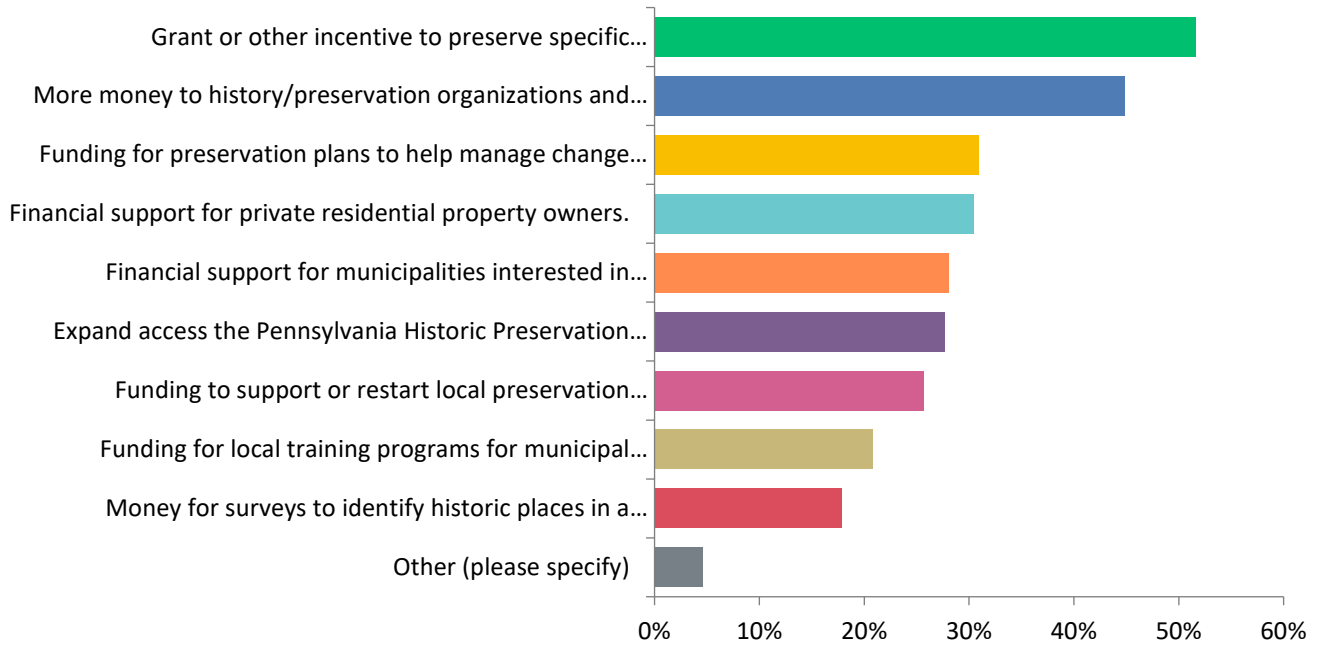
**Q10: Choose up to 5 things that you think would encourage and/or assist historic preservation efforts where you live.**



Answer Choices	Responses
Increased public funding for historic preservation.	72.2%
Increased public awareness of the older and historic places in the community.	59.3%
Connecting preservation with sustainability, economic development, and planning.	52.0%
Local ordinances/regulation to protect older and historic places.	48.5%
Informed elected officials knowledgeable about historic preservation.	46.2%
Municipal employees with greater knowledge of local, state, and/or federal preservation programs.	40.5%
Gathering and maintaining up-to-date information about older and historic places, including archaeological sites.	28.3%
Identification and preservation of places associated with underrepresented history.	24.8%
Access to reputable and easy-to-understand online resources.	23.3%
Access to qualified contractors and tradespeople.	21.4%
Access to knowledgeable technical experts.	17.9%
Adding more properties to the National Register of Historic Places.	15.5%
Other (please specify)	4.5%



**Q11: When you think about needing more funding/money for historic preservation, what 3 specific things would you like to have?**



Answer Choices	Responses
Grant or other incentive to preserve specific threatened resources.	51.66%
More money to history/preservation organizations and municipalities for construction projects.	44.82%
Funding for preservation plans to help manage change in communities.	30.95%
Financial support for private residential property owners.	30.43%
Financial support for municipalities interested in starting a historic preservation program.	28.05%
Expand access the Pennsylvania Historic Preservation Tax Credit for income-producing properties.	27.74%
Funding to support or restart local preservation networks and advocates.	25.72%
Funding for local training programs for municipal employees, tradespeople, contractors, etc.	20.81%
Money for surveys to identify historic places in a community.	17.91%
Other (please specify)	4.66%



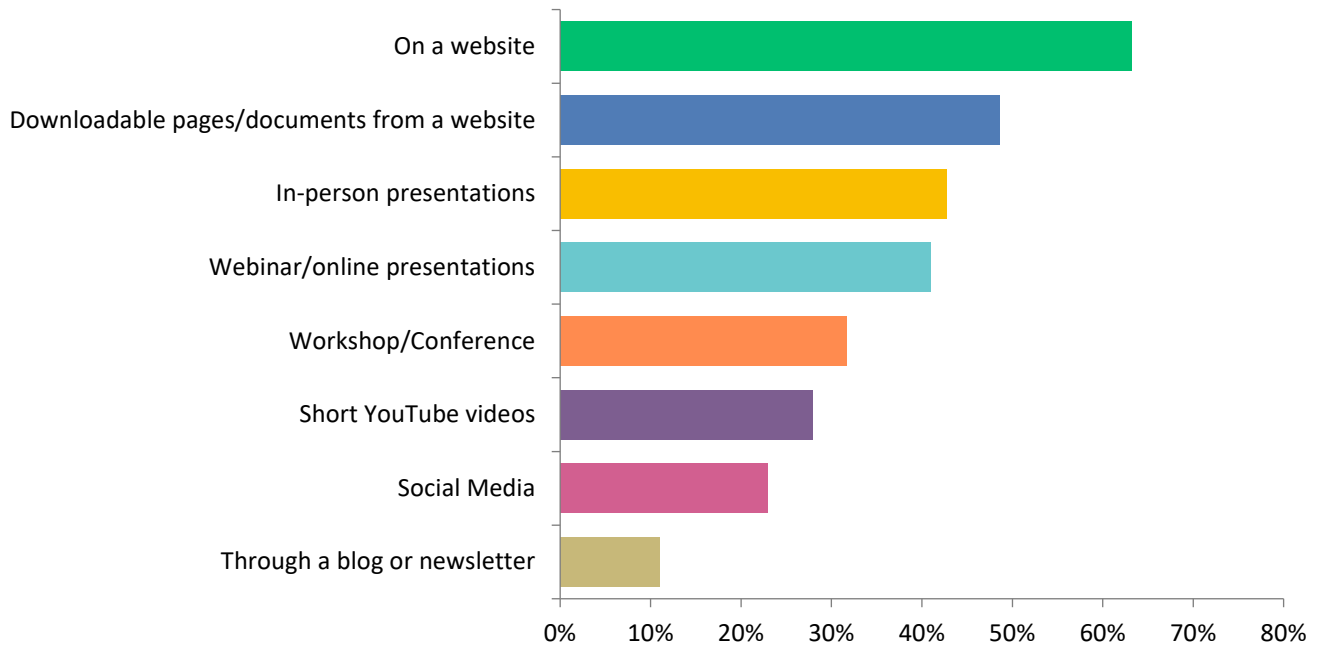
**Q12: If you think education about and greater awareness of historic preservation is important, what 3 tools do you think would be most useful?**



Answer Choices	Responses
User and resource guides for finding information, researching a historic property, using state or federal preservation programs, etc.	58.18%
Specific and replicable examples of successful preservation construction projects.	47.10%
Toolkits for preserving specific types of historic places, like agricultural buildings or cemeteries.	40.11%
Case studies of successful preservation planning efforts or save a threatened resource.	37.63%
Toolkit for talking about historic preservation and the importance of historic places.	34.94%
101-type information about historic preservation, including vocabulary, state and federal laws, etc.	34.42%
Specific and replicable examples about community archaeology projects.	11.90%
101-type information about archaeology, including vocabulary, types of sites, etc.	8.95%
Other (please specify)	6.26%
I don't think education/awareness is important.	0.41%



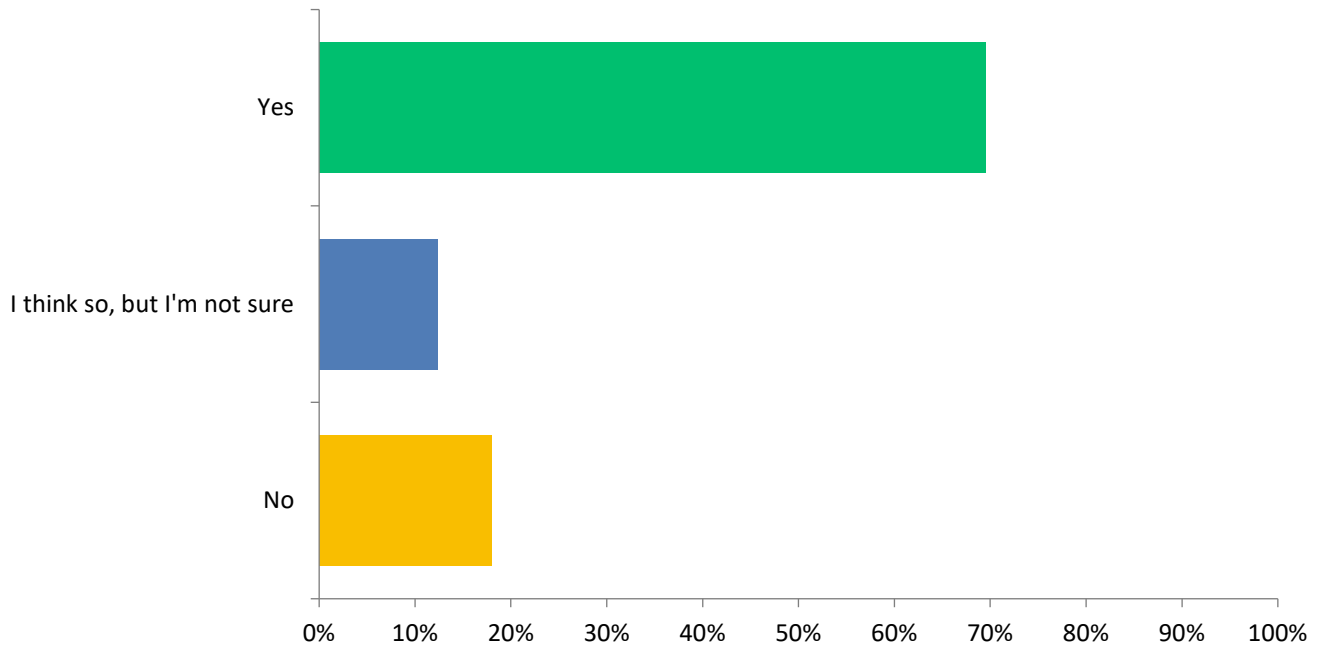
**Q13: Thinking about your response to the previous question, what are the 3 best ways to find and get that information?**



Answer Choices	Responses
On a website	63.15%
Downloadable pages/documents from a website	48.60%
In-person presentations	42.75%
Webinar/online presentations	40.99%
Workshop/Conference	31.63%
Short YouTube videos	27.95%
Social Media	22.93%
Through a blog or newsletter	10.97%



**Q14: Did you know that Pennsylvania has a state preservation agency, the Pennsylvania State Historic Preservation Office (PA SHPO)?**



Answer Choices	Responses
Yes	69.57%
No	18.01%
I think so, but I'm not sure	12.41%