



Check Your Height, Know It's Right!

According to PennDOT data, in the 10 years between 2013 and 2023, there were more than 600 strikes to bridges or other overhead structures in PA. Each of these bridge strikes take funding away from other transportation projects and often involve resources from our emergency response partners. Drivers must know their vehicle height and watch for signage indicating bridge heights!

Who are we trying to reach? Commercial driver's license holders and non-commercial drivers operating commercial trucks, leased trucks (such as delivery and moving box-type trucks), and recreational vehicles.

How can you help? Do you engage with the audience digitally or in-person? Share what you can! Help bring awareness to bridge hits and encourage motorists to know their vehicle height and check that it will safely fit under bridges on their route!

We appreciate any shares of the content provided in this toolkit on social media, email newsletters, or websites.

Download Assets

Click to download high quality assets from PennDOT's Media Resources.

Social Media

Suggested captions to pair with graphics.

FB (Facebook), IG (Instagram), X (Formerly Twitter)

Post #1

FB/IG

There were 600+ bridge strikes in PA between 2013 and 2023.

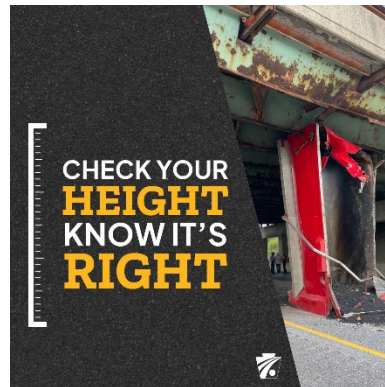
Bridge strikes are costly, not only due to vehicle and infrastructure damage, but also risk to the public and emergency responders.

To avoid hitting low bridges, check your height and know it's right! Before you hit the road, confirm your personal/rented vehicle is not too tall to safely fit under bridges. Drivers are responsible for knowing the height of their vehicle and complying with posted bridge heights.

#CheckYourHeightKnowItsRight

X

Bridge hits are costly due to vehicle and infrastructure damage plus risk to the public and emergency responders. #CheckYourHeightKnowItsRight to avoid them! Confirm your personal/rented vehicle is not too tall to fit under bridges. And always comply with posted bridge heights!



Post #2

FB/IG

Drivers often rely on their navigation devices or apps to choose their routes and provide directions. But those tools are not designed to be used with non-passenger vehicles – like over height commercial vehicles or box trucks – and don't flag potential low bridge clearance issues.

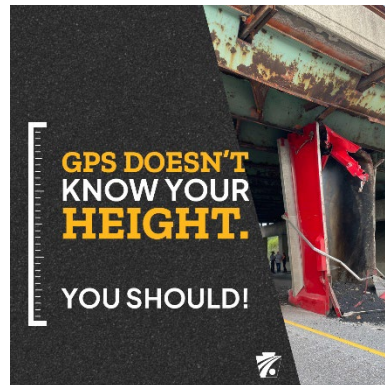
To avoid hitting low bridges, check your height and know it's right! Confirm your personal/rented vehicle isn't too tall to safely fit under bridges extending over state and local roadways. Always look first for signage indicating bridge heights – don't rely solely on your GPS!

#CheckYourHeightKnowItsRight

X

GPS apps/devices are popular to choose routes/get directions. But they aren't made for use with non-passenger vehicles (personal or rented) & don't flag potential low bridge clearance issues.

Look 1st for bridge height signs; don't just rely on GPS! #CheckYourHeightKnowItsRight



Post #3

FB/IG

Is your truck hauling equipment or carrying a large load? Remember to load once, check your cargo height twice!

Make sure it will fit under bridges along your route. Lower your truck bed and drop your boom to avoid dangerous and costly bridge strikes.

#CheckYourHeightKnowItsRight

X

Is your truck hauling equipment or carrying a large load? Remember to load once, check your cargo height twice! Make sure it will fit under bridges along your route. Lower your truck bed and drop your boom to avoid dangerous and costly bridge strikes.
#CheckYourHeightKnowItsRight



Post #4

FB/IG

Planning ahead for college move-in? Make yours smooth by avoiding a major roadblock – getting your oversize rental truck safely under bridges and overpasses. Before you hit the road, confirm your rented vehicle is not too tall to safely fit under bridges. Drivers are responsible for knowing the height of their vehicle and complying with posted bridge heights.

How to know the height of your rented truck:

- Check the vehicle. Most rental trucks have a sticker inside the cab or on the side of the truck viewable from the driver side mirror.
- Check the rental agreement.
- Ask the rental company.
- Measure it yourself.

And remember, GPS apps aren't made for non-passenger vehicles. Always look first for signage indicating bridge heights – don't just rely on your GPS!

Learn more: <https://bit.ly/4kR8EgD>

#CheckYourHeightKnowItsRight

X

Prepping for college move-in? Make sure your rented truck can fit under bridges! To find the height, check the vehicle or rental agreement, ask the rental company, or measure it yourself. Always look for bridge height signs; don't just rely on GPS! More info: <https://bit.ly/4kR8EgD>



Post #5

FB/IG

Drivers are responsible for knowing the height of their personal or rented trucks and observing posted bridge heights. 511PA can help!

Use 511PA to check your route for low-clearance bridges (<13'6") by selecting the "PennDOT Bridges" map layer and then the "Low Bridge" option, which also includes info on posted weights and closed bridges.

Plus, when you select "commercial vehicle type" on the free 511PA app, you'll automatically hear any restrictions or low-bridge data along your route.

Visit 511PA.com or download the free app to plan a safe route and avoid bridge hits!

X

Drivers should know their personal/rented truck height – 511PA can help! 511PA.com's PennDOT Bridges and Low Bridge map layers will show low-clearance bridges on your route. Plus, the 511PA app offers low-bridge audio alerts for commercial vehicles in drive mode.



Brochures

Rack Card



CHECK YOUR HEIGHT KNOW IT'S RIGHT



GPS Doesn't Know Your Height. You Should!

Phone and popular GPS apps
DO NOT alert you to
low-clearance bridges.


Rely on the warning signs
NOT your GPS.

WATCH FOR SIGNS




www.pa.gov/penndot

College Move-In Card



CHECK YOUR HEIGHT KNOW IT'S RIGHT



GPS Doesn't Know Your Height. You Should!

Many roads around Pennsylvania have low overhead bridges. It's your responsibility to know your vehicle height and to avoid low clearance obstacles.

Phone and popular GPS applications may not alert you to low-clearance bridges.

Watch for warning signs NOT your GPS.

**HOW TO KNOW THE HEIGHT
OF YOUR RENTED TRUCK:**

- **Check the Vehicle:** Most rental trucks have a sticker inside the cab, on the sun visor, the dashboard, or the windshield that indicates the vehicle's height. Some have information on the side of the vehicle, viewable from the driver side mirror.
- **Rental Agreement:** The height of the truck is often listed in the rental agreement or paperwork you received when you picked up the vehicle.
- **Ask the Rental Company:** If you're unsure, you can always ask the rental company directly. They should be able to provide you with the exact height of the truck.
- **Measure It Yourself:** If all else fails, you can measure the height yourself using a tape measure. Make sure to include any additional height from roof racks or other attachments.

www.pa.gov/penndot

College transitions are exciting. To keep yours going smoothly, take a few moments to make sure you avoid a major roadblock - getting your oversize rental truck safely under bridges and overpasses.