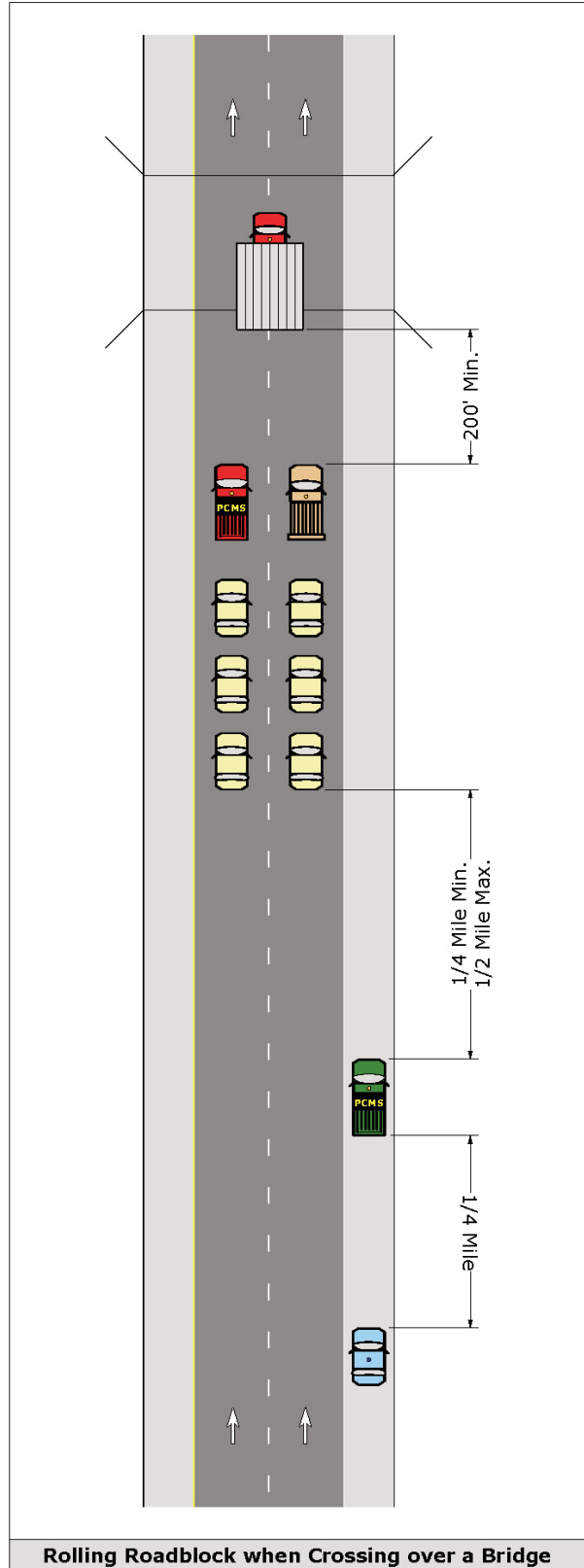
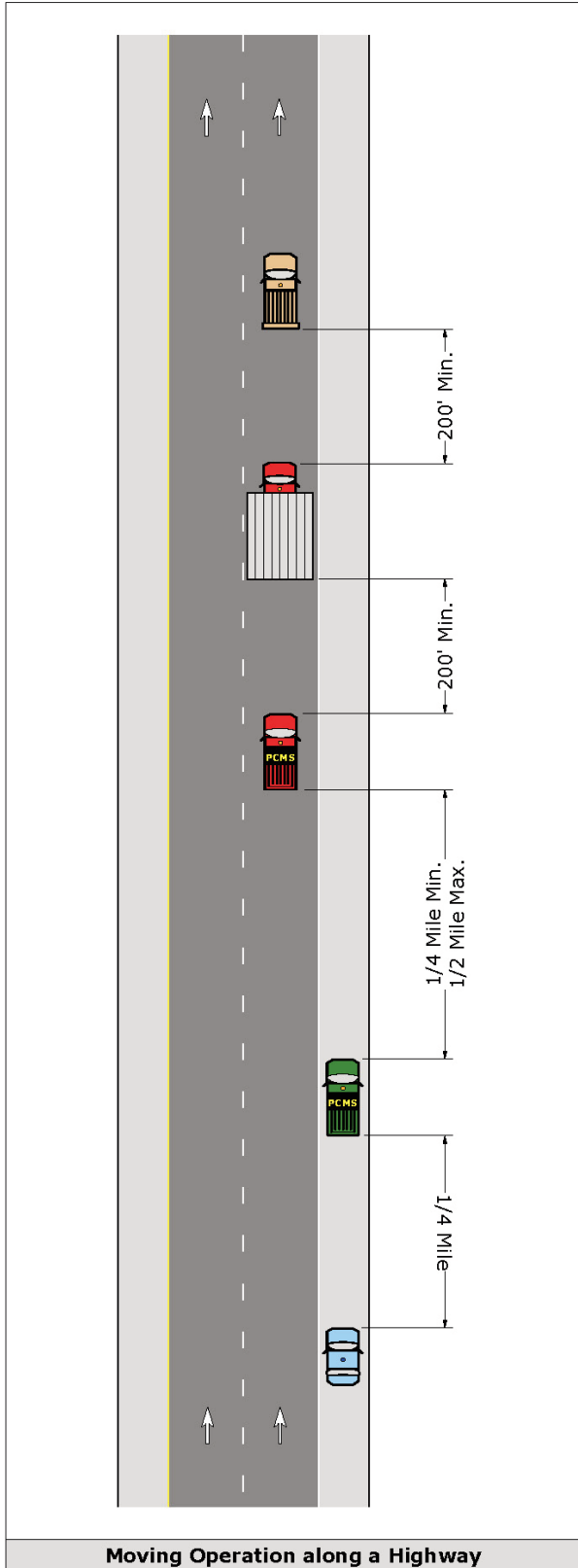






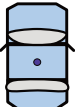
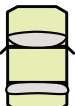
# PATA 802 - MULTI-LANE HIGHWAYS WHERE PASSING IS ALLOWED

<b>APPLICATION ID#:</b>	
<b>BRIDGE STRUCTURE ID#/STATE ROUTE:</b>	



## PATA 802 Notes Page

1. If used, the TMA and PCMS shall be of a type approved by the Department and listed in Publication 35 (Approved Construction Materials Bulletin 15).
2. The hauler shall have CB radios in all vehicles for communication, including one in the State Police Vehicle. One of the operators shall also have a cellular telephone for emergency purposes.
3. When operating between locations with crawl speeds, all vehicles should normally be in the right lane. The PCMS should display messages such as "OVERSIZE LOAD" and "PASS WITH CARE" and/or "USE LEFT LANE".

SYMBOL	DESCRIPTION
	<p><b>PRIVATE ESCORT VEHICLE</b></p> <p>This vehicle is provided by the hauler and shall be equipped with a flashing or revolving yellow light. The vehicle should normally be positioned on the right side of the roadway in advance of the Superload or Non-Superload Vehicle. However, prior to reaching the bridge, this vehicle may allow the Superload or Non-Superload Vehicle to pass in order to run parallel with the Shadow Vehicle and form a rolling roadblock.</p>
	<p><b>SUPERLOAD OR NON-SUPERLOAD</b></p> <p>This vehicle shall be equipped with two flashing or revolving yellow lights, one on the front and one on the back. This vehicle should maintain a minimum distance behind the Private Escort Vehicle of 200' or one bridge span length, whichever is greater.</p>
	<p><b>SHADOW VEHICLE</b></p> <p>The shadow vehicle shall be supplied and operated by the hauler. It shall be equipped with a flashing or revolving yellow light. A TMA and PCMS are recommended to be utilized. If used, they shall be of a type approved by the Department (see Note 1). The Shadow Vehicle should maintain a minimum distance behind the Superload or Non-Superload of 200' or one bridge span length, whichever is greater.</p>
	<p><b>QUEUE MONITORING VEHICLE</b></p> <p>This vehicle is supplied by the hauler and positioned on the shoulder whenever possible. It shall be equipped with a flashing or revolving yellow light and a PCMS, see Note 1, alternately displaying preprogrammed messages "PREPARE TO STOP" and "SLOW DOWN".</p>
	<p><b>STATE POLICE VEHICLE</b></p> <p>This vehicle is only required for superloads. When used, the vehicle shall be a marked vehicle with activated revolving or flashing lights. Whenever possible, the vehicle should be positioned on the shoulder.</p>
	<p><b>TRAFFIC UNRELATED TO OPERATIONS</b></p> <p>This represents local traffic that may be impacted by the superload movement operations.</p>