




LEGEND

-  - PARCEL ID = NO TAKE
-  - PROPOSED DECK REPAIR AREA
-  - PROPOSED APPROACH SLAB REPAIR AREA

STRUCTURE DATA

STATION - 95+27.38
 SINGLE SPAN COMP. STEEL MULTI-GIRDER BRIDGE
 CLEAR SPAN = 108'-4"
 UNDERCLEARANCE = 14'-6 1/2"
 OUT-TO-OUT = 86'-9"
 SKEW = 84°-40'-47"
 STRUCTURE NUMBER S-XXXXX

**ROUTE 30 SECTION BRG
PLAN**

