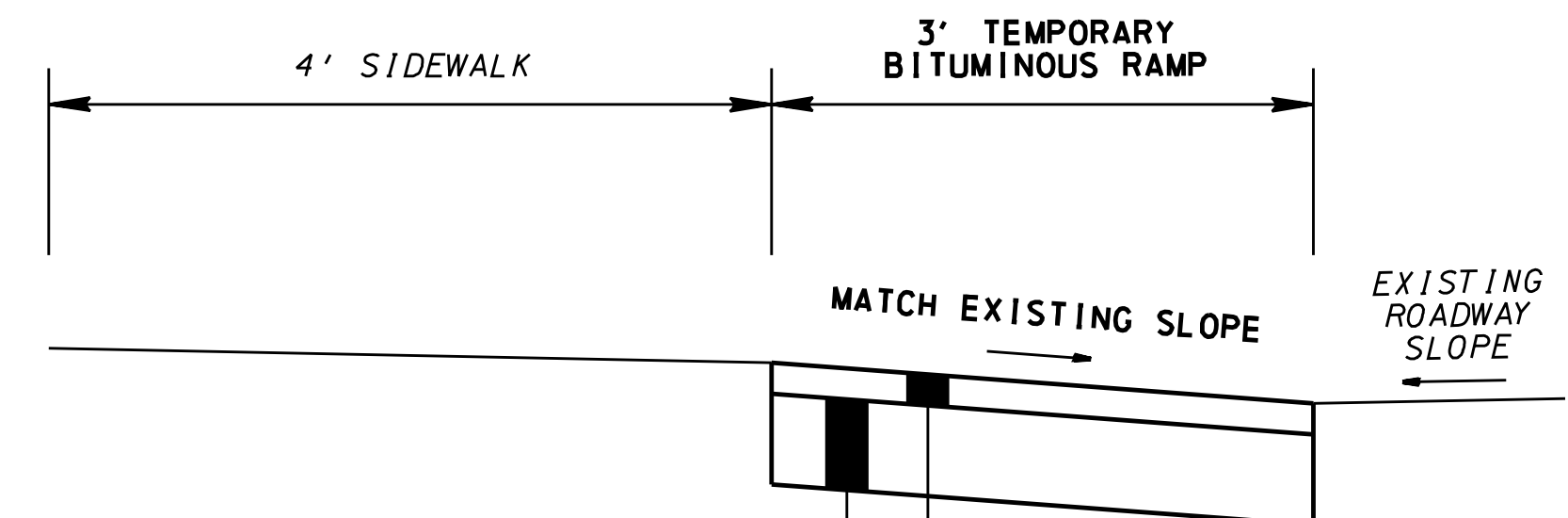
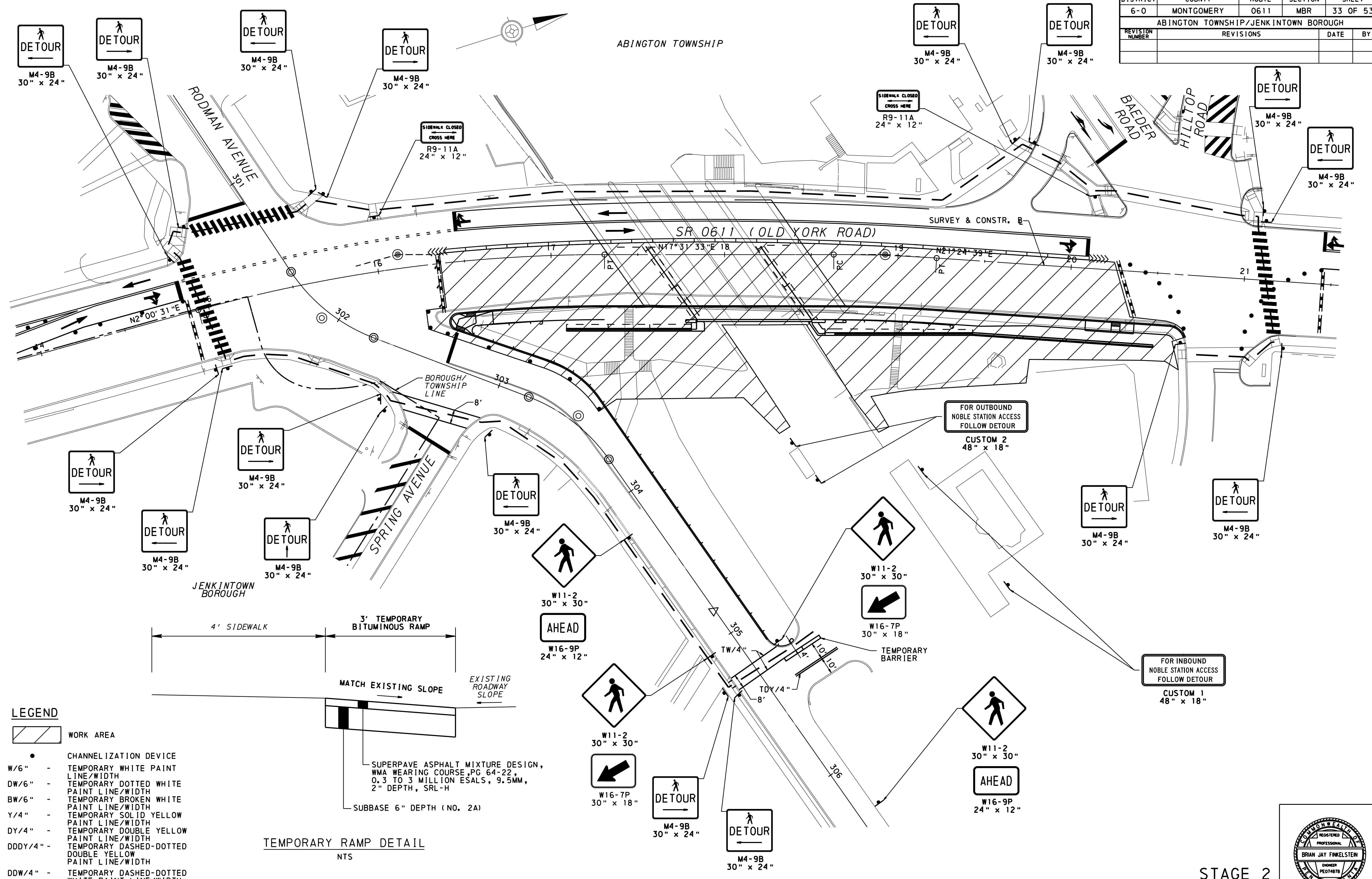


DISTRICT	COUNTY	ROUTE	SECTION	SHEET
6-0	MONTGOMERY	0611	MBR	33 OF 53
ABINGTON TOWNSHIP/JENKINTOWN BOROUGH				
REVISION NUMBER	REVISIONS	DATE	BY	

ABINGTON TOWNSHIP




- LEGEND**
- WORK AREA
 - CHANNELIZATION DEVICE
 - W/6" - TEMPORARY WHITE PAINT LINE/WIDTH
 - DW/6" - TEMPORARY DOTTED WHITE PAINT LINE/WIDTH
 - BW/6" - TEMPORARY BROKEN WHITE PAINT LINE/WIDTH
 - Y/4" - TEMPORARY SOLID YELLOW PAINT LINE/WIDTH
 - DY/4" - TEMPORARY DOUBLE YELLOW PAINT LINE/WIDTH
 - DDDY/4" - TEMPORARY DASHED-DOTTED DOUBLE YELLOW PAINT LINE/WIDTH
 - DDW/4" - TEMPORARY DASHED-DOTTED WHITE PAINT LINE/WIDTH
 - PEDESTRIAN DETOUR ROUTE

TEMPORARY RAMP DETAIL
NTS

SUPERPAVE ASPHALT MIXTURE DESIGN,
WMA WEARING COURSE, PG 64-22,
0.3 TO 3 MILLION ESALS, 9.5MM,
2" DEPTH, SRL-H








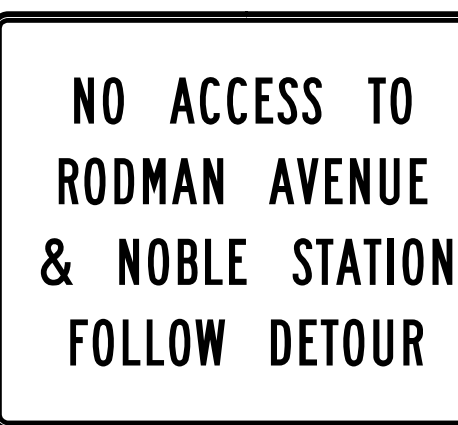
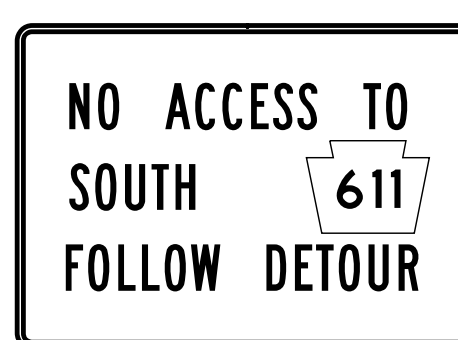
PENNSYLVANIA ASSOCIATION OF ENGINEERS AND SURVEYORS
 REGISTERED PROFESSIONAL ENGINEER
 BRIAN JAY FINKELSTEN
 ENGINEER
 PE074878
 PENNSYLVANIA






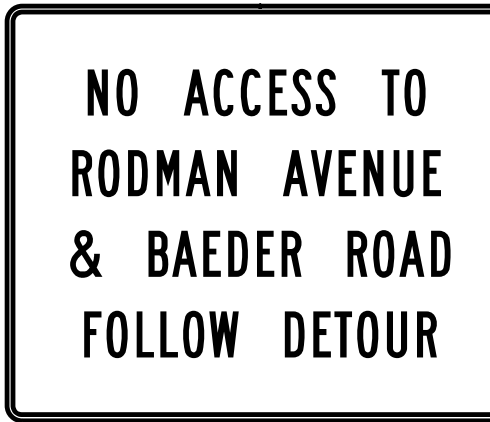



STAGE 2
PEDESTRIAN DETOUR PLAN

DISTRICT	COUNTY	ROUTE	SECTION	SHEET
6-0	MONTGOMERY	0611	MBR	34 OF 53
ABINGTON TOWNSHIP/JENKINTOWN BOROUGH				
REVISION NUMBER	REVISIONS	DATE	BY	

TABULATION OF TRAFFIC CONTROL DEVICES

NO.	LEGEND	SERIES	SIZE	MOUNTING	NUMBER OF TYPE B FLASHERS	QUANTITY OF SIGNS	REMARKS
A		W20-2 W30-1-3	48 "X48 " 20 "X6 "	TYPE B OR TYPE III	-	3	
B		W20-2 W30-1-2	48 "X48 " 20 "X6 "	TYPE B OR TYPE III	-	3	
C		M4-9SL	30 "X24 "	TYPE B OR TYPE III	-	6	
D		M4-9L	30 "X24 "	TYPE B OR TYPE III	-	9	
E		M4-9SR	30 "X24 "	TYPE B OR TYPE III	-	4	
F		M4-9R	30 "X24 "	TYPE B OR TYPE III	-	5	
G		M4-8A	24 "X18 "	TYPE B OR TYPE III	-	4	
H		SPECIAL SERIES B 6 " CAP TO 6 " CAP	60 "X54 "	TYPE III	-	1	SEE DETAIL ON SHEET 35 OF 53.
I		SPECIAL SERIES B 6 " CAP TO 6 " CAP	60 "X42 "	TYPE III	-	1	SEE DETAIL ON SHEET 35 OF 53.

NO.	LEGEND	SERIES	SIZE	MOUNTING	NUMBER OF TYPE B FLASHERS	QUANTITY OF SIGNS	REMARKS
J		SPECIAL SERIES D 4 " CAP TO 4 " CAP	36 "X24 "	TYPE B OR TYPE III	-	25	SEE DETAIL ON SHEET 35 OF 53.
K		SPECIAL SERIES D 4 " CAP TO 4 " CAP	36 "X24 "	TYPE B OR TYPE III	-	4	SEE DETAIL ON SHEET 35 OF 53.
L		M4-9S	30 "X24 "	TYPE B OR TYPE III	-	3	
M		SPECIAL SERIES D 4 " CAP TO 4 " CAP	36 "X24 "	TYPE B OR TYPE III	-	16	SEE DETAIL ON SHEET 35 OF 53.
N		SPECIAL SERIES D 4 " CAP TO 4 " CAP	36 "X24 "	TYPE B OR TYPE III	-	7	SEE DETAIL ON SHEET 35 OF 53.
P		SPECIAL SERIES B 6 " CAP TO 6 " CAP	60 "X54 "	TYPE III	-	2	SEE DETAIL ON SHEET 35 OF 53.
Q		W20-2 W30-1-6	48 "X48 " 20 "X6 "	TYPE B OR TYPE III	-	2	

PENNSYLVANIA ASSOCIATION OF ENGINEERS AND SURVEYORS
 PENNSYLVANIA REGISTERED PROFESSIONAL ENGINEER
 PENNSYLVANIA REGISTERED PROFESSIONAL SURVEYOR
 PLOT DRIVER: PENNDOT-KOP-PENNDOT-FULL-PLTFCG
 DATE PLOTTED: 12/23/2021 10:17:06 AM
 USER: NAME: FMC

