

PPCR Photo Guide

*Compare your containers
with the ones shown here.*

*Always follow the
instructions on the label
before handling crop
protection product
containers.*

*Wear the proper personal
protective equipment as
specified on the product
label.*


**Plastic Pesticide Container
Recycling Program**
2301 N. Cameron St.
Harrisburg, PA 17110
(717) 705-5858
Guide available in Spanish.




Acceptable




Container, thread, and lip are clean.



Handle and neck stained but clean.



Inside stained but rinsed clean.



Inside is clean and dry.

Not Acceptable



Dried formulation on container.



Dried formulation on thread.



Bottom is caked with dried residue.



Liquid residue in container.

All recycling participants must abide by the following guidelines:

1. Only #2 HDPE plastic pesticide containers are acceptable in the PPCR program, including crop oil, adjuvant, surfactant, foaming and anti-foaming agent jugs and bottles.
2. Containers must be triple-rinsed and free of all pesticide residue, fully drained, and not cut up or crushed.
3. Label booklets, lids, foil seals, dirt, gravel, etc. must be removed.
4. #2 plastic pesticide drums are acceptable, but must be prepared as follows:
 - 5 & 15 gallon drums—Cut in half lengthwise
 - 30 & 55 gallon drums—Cut in quarters lengthwise(Cutting drums in this manner facilitates proper cleaning and inspection and reduces storage area.)
5. Applicators may recycle containers at participating PPCR locations during **business hours only**. **DO NOT leave containers at the site after hours**.

Rinse and cut drums in this manner:

1. Cut opening in edge of drum to allow proper rinsing and drainage.

2. When clean, cut in quarters lengthwise.

