



AD

AnnaMarie Deskiewicz

How to View and Complete Issues or Comments in your Grant Application

This course will go over navigating Egrants to view and correct your returned application issues/comments



Viewing Issues and Comments in a Returned Application

Viewing Issues and Comments in a Returned Application

AD AnnaMarie Deskiewicz



Pennsylvania Commission on Crime and Delinquency

Viewing a Returned Application

After selecting an application, the PCCD program and fiscal staff will conduct a thorough

review. In some instances, they may return the application for further questions or necessary corrections. When this occurs, grant contacts—including the Project Director, Financial Officer, and Primary Contact—will receive an email notification from the Egrants system, indicating that action items are required for the grant.

CONTINUE

To access your returned application or project modification request, log into Egrants and navigate to the project management section. Next, click on the link for the application or modification you wish to review.

Back Button will not take you back pages, instead use the application menus and controls.

[Main Menu](#) | [User Management](#) | [Funding Announcement](#) | [Project Management](#) | [Work Manager](#) | [Internal Menu](#)

[Project](#) | [Monitoring](#) | [Audit](#) | [Fiscal Details](#) | [Reporting Requirements](#)

Grant ID: 48539 [\(Electronic Signature Enabled\)](#)
Status: Open - Returned

Project Title:
Fund Announcement: [2025-26 School Safety & Mental Health Grants](#)

PROJECT SUMMARY

[CLICK HERE](#) To enter/update/view a Program, Fiscal, or Inventory Report for this grant ([Monitoring](#) menu item).

[CLICK HERE](#) To view any Audit Information for this grant ([Audit](#) menu item).

[CLICK HERE](#) To view the current financial information for this grant such as payments and funding sources ([Fiscal Details](#) menu item).

[CLICK HERE](#) To view the reporting requirements for this grant such as when fiscal reports are due ([Reporting Requirements](#) menu item).

Select the document link to access the details (i.e. Budget, Main Summary, Contract report...).

Phase	Documents	Start - End Dates	Status
48539: (Electronic Signature Enabled)	Application	7/1/2025 - 6/30/2026	Open - Returned + -

[View Issues/Comments](#)

Click on image to maximize view.

CONTINUE

Click on the View Issues/Comments button.

APPLICATION SUMMARY

Section Listing and Status

Section Name	Status	Last Update
Main Summary Information	Complete	1/28/2026 11:48:03 AM
Approval Checklists	Complete	1/26/2026 11:41:47 AM
Budget Detail	Return	1/28/2026 11:47:51 AM
Performance Indicators	Complete	1/26/2026 11:40:01 AM
Executive Summary	Complete	1/26/2026 11:50:31 AM
2025 BH And School Climate Criteria	Complete	1/26/2026 11:50:52 AM
2025 Physical Security Criteria	Complete	1/26/2026 11:51:16 AM
Program Activities SMHSS 2025	Complete	1/26/2026 11:51:36 AM
2025 Supplantation Overview and Attestation	Complete	1/26/2026 11:51:53 AM
School Safety Procurement Standards - State Funds	Complete	1/26/2026 11:52:09 AM
Fiscal Accountability	Complete	1/26/2026 11:52:41 AM
Standard Terms and Conditions	Complete	1/26/2026 11:52:55 AM
Federal Transparency Act Certification	Complete	1/26/2026 11:53:22 AM

[View Contract](#) | [View Signature Page](#) | [Submit Application](#) | [View Issues/Comments](#)

[Return to Project Summary](#)

Click on image to maximize view.

CONTINUE

To view each issue individually, click on the corresponding short title. If you wish to see all issues or comments at once, simply click the appropriate button.

EXTERNAL ISSUES/COMMENTS LISTING
Click on the link in the Short Title column to view details for the corresponding Issue or Comment.

[Preview All External Issues](#) [Preview All External Comments](#)

I/C #	Created By	Date Created	Short Title	Source	Section	Type	Status
1	Mr. Leo Lutz	1/28/2026	Approved Third-Party Vendors For School Security	Application	Budget Detail	Issue	In-Process

Click on image to maximize view.

CONTINUE

Read through each comment or issue thoroughly, if the request requires a response,

click on add new response and provide your answers. When finished click save. If a response is not required you can click cancel to return to the Application Summary page.

ISSUE/COMMENT DETAILS

View Type: External

Affected Section: Budget Detail **Created By:** Mr. Leo Lutz **Created Date:** 1/28/2026 11:47:42 AM

Source: Application **Last Update By:** Mr. Leo Lutz **Last Update Date:** 1/28/2026 11:47:42 AM

Type of Entry: Issue **Completion Status:** In-Process


Due Date: 2/4/2026

Short Title: * Approved Third-Party Vendors For School Security

Description: * The consultant entered for the Security Services, is not on the list of PCCD approved third-party vendors for school security personnel services. School security personnel services provided through third-party vendors using PCCD School Safety and Security grant funds must be provided by a vendor that has been approved by PCCD--the list of approved third-party vendors, and the vendor registration form for vendors interested in approval, can be found on PCCD's website at: <https://www.pa.gov/agencies/pccd/programs-and-services/school-safety-and-security/school-security-third-party-vendors>. Please make the needed adjustments.

[Add New Response](#)

Number	Response Description	Last Updated	Updated By
--------	----------------------	--------------	------------



Click on image to maximize view.


CONTINUE

To make the necessary corrections, navigate to the application summary page. Locate the section indicated in the status column that has been returned, and click on the corresponding section name to proceed.

APPLICATION SUMMARY		
Section Listing and Status		
Section Name	Status	Last Update
Main Summary Information	Complete	1/28/2026 11:48:03 AM
Approval Checklists	Complete	1/28/2026 11:41:47 AM
Budget Detail	Return	1/28/2026 11:47:51 AM
Performance Indicators	Complete	1/28/2026 11:40:01 AM
Executive Summary	Complete	1/28/2026 11:50:31 AM

Click on image to maximize view.

CONTINUE

Section Point Value: 0
Completion Status: 

Click on image to maximize view.

Complete all sections that have been returned to you. Once you have finished, change the completion status of each section from "Return" to "Resubmit" and click save at the bottom of the page. If you need to make further changes after updating the status, you can revert the section back to "Return," click "Save," and then proceed with your modifications. Remember, all returned sections must have a "Resubmit" completion status before you can submit the application again.

CONTINUE

Resubmitting the Application

After completing all sections and ensuring they have a "resubmit" status, you are prepared to resubmit your application. Navigate to the Application Summary screen, scroll to the

bottom of the page, and click on the "Submit Application" button. If this option appears greyed out and you are unable to submit, it indicates that you do not possess Agency Submission roles. In this case, please contact your agency's Egrants User Manager to request the necessary access.

Section Name	Status	Last Update
Main Summary Information	Complete	1/28/2026 11:48:03 AM
Approval Checklists	Complete	1/26/2026 11:41:47 AM
Budget Detail	Resubmit	2/10/2026 3:33:38 PM
Performance Indicators	Complete	1/26/2026 11:40:01 AM
Executive Summary	Complete	1/26/2026 11:50:31 AM
2025 BH And School Climate Criteria	Complete	1/26/2026 11:50:52 AM
2025 Physical Security Criteria	Complete	1/26/2026 11:51:16 AM
Program Activities SMHSS 2025	Complete	1/26/2026 11:51:36 AM
2025 Supplantation Overview and Attestation	Complete	1/26/2026 11:51:53 AM
School Safety Procurement Standards - State Funds	Complete	1/26/2026 11:52:09 AM
Fiscal Accountability	Complete	1/26/2026 11:52:41 AM
Standard Terms and Conditions	Complete	1/26/2026 11:52:55 AM
Federal Transparency Act Certification	Complete	1/26/2026 11:53:22 AM

Authorized Signatories


Please select from the approved Agency Signatory(ies) the individual(s) to receive email notifications when a signature is required for this grant. If you do not see the individual that should be selected from the table below, follow the [Agency Signatory Authorization Walkthrough](#) for requesting the Agency Signatory security role.

Email	Signatory	Title	Authorization
<input checked="" type="checkbox"/>		Senior Director	

[View Contract](#) [View Signature Page](#) [Submit Application](#) [View Issues/Comments](#)
[Return to Project Summary](#)

Click on image to maximize view.

CONTINUE



For additional questions please contact the Egrants
Help Desk via email at: ra-egrantssupport@pa.gov

Or by calling toll free: 1-877-328-0995