



19 COUNTIES • 29 PROJECTS • \$50M INVESTED

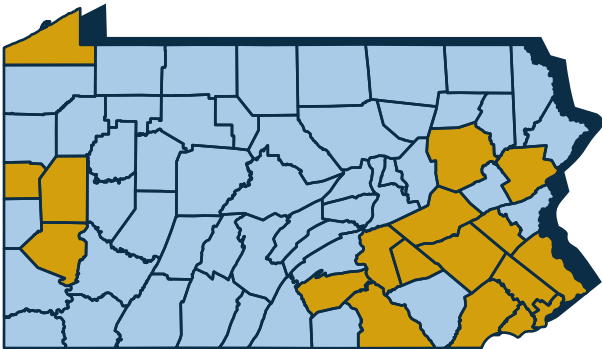

# Violent Crime Trends & Clearance Rates in Pennsylvania

This summary highlights key findings from PCCD's preliminary analysis of violent crime trends and clearance rates, with a focus on outcomes in GVIP-funded counties. Visit [PCCD.PA.GOV](https://PCCD.PA.GOV) or scan the QR code to view the full report.

## Program Overview

GVIP Grant Program was authorized by the General Assembly by [Act 54 of 2022](#); grants started in January 2023

**\$50M**  
one-time ARPA  
investment



GVIP grants were awarded in  
**19 COUNTIES**  
prioritizing jurisdictions with higher  
levels of gun-related violent crime.

Funds supported:

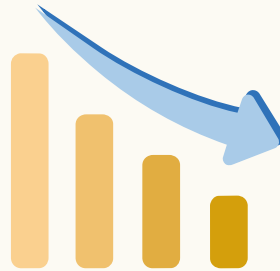
- Investigative Staffing
- Forensic and Analytic Tools
- Overtime
- Coordination Between Law Enforcement and Prosecutors



## FY 2022 TO FY 2024 Key Findings

### GVIP-Funded Counties

HOMICIDES  
DROPPED BY  
**32.5%**



MORE SOLVED  
HOMICIDE  
CASES WITH A  
**91.3%**  
CLEARANCE  
RATE

SERIOUS  
ASSAULTS  
DOWN  
**6.4%**



IMPROVEMENT  
IN SOLVING  
AGGRAVATED  
ASSAULT CASES

### Non-Funded Counties

HOMICIDES  
SLIGHTLY  
INCREASED



ONLY  
**83.7%**  
CLEARANCE  
RATE

SERIOUS  
ASSAULTS  
DOWN ONLY  
**1.1%**

## Bottom Line



### Targeted Investment Matters

GVIP-funded counties show the strongest and most stable improvements in crime reduction and case clearance.



### Capacity Drives Outcomes

Findings suggest GVIP funding is helping strengthen investigations and prosecutions where need is greatest.



### Policy Aligns with Impact

Public safety gains reflect Pennsylvania's focus on investing in solutions for communities impacted by violence.

*\*Crime data was sourced from the Pennsylvania State Police "Crime in Pennsylvania" Dashboard on 11/24/2025. Please note that crime data is fluid and is subject to change as municipal police departments continue to report their data to the Pennsylvania State Police.*