



Gun Violence Impacts Thousands of Pennsylvanians Each Year

On average, about 1.6K Pennsylvanians die from gunshot wounds each year with 3K more injured.



(PHC4 - DOH - PAVDRS)



IN 2023, 60% OF FIREARM DEATHS WERE SUICIDES

(PAVDRS)


The Impact is Not Equal

Black Pennsylvanians are 22x as likely to die by gun homicides as their white neighbors.

(CDC WISQARS)



133



Children and teens die from gun suicides and homicides each year.

(CDC WISQARS - DOH)

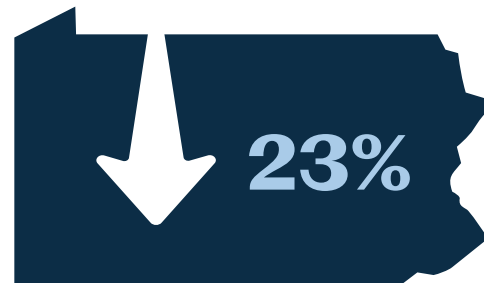
Progress in 2024

Pennsylvania's homicide decline from 2023 to 2024 outpaced the national decrease of 15%.

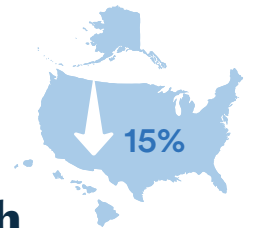
(PSP UCR - August 2025)

2023 | 2024

880 → 671 DEATHS



(PSP UCR)



Progress Across the Commonwealth

30 of 67 counties saw homicide decreases in 2023.

(GVIP Violent Crime Trends Report)

The Cost of Violence

2016 | 2021

More than 10.6K Pennsylvanians were treated for nonfatal firearm injuries.



\$51M+

IN ANNUAL DIRECT MEDICAL COSTS



(PHC4)

IN 2024, 64% OF DOMESTIC VIOLENCE HOMICIDE VICTIMS WERE SHOT

(PCADV)

