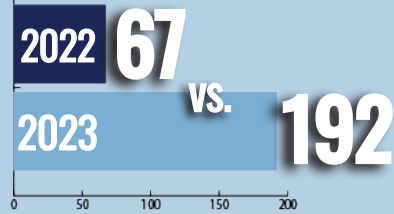
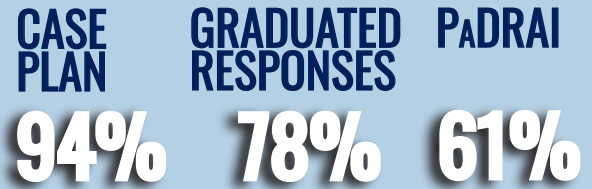


# Juvenile Court Consultative Program

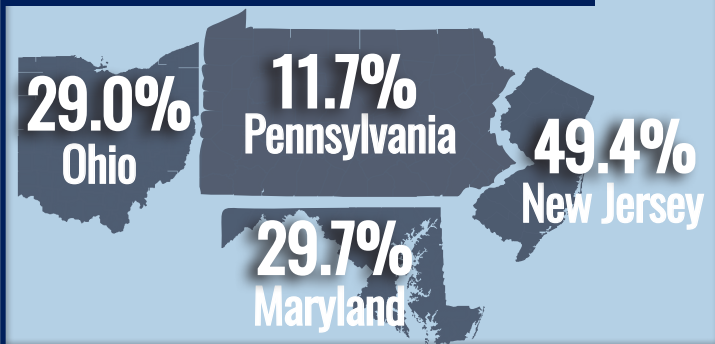
## NUMBER of Consultative Visits



## JJSES Activities County UTILIZATION



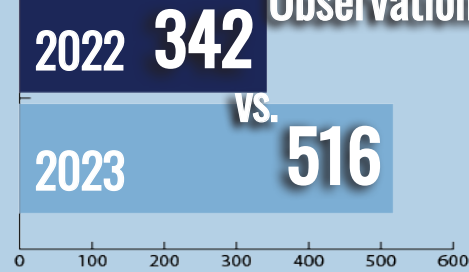
## STATE RECIDIVISM COMPARISON\*



**10%** Increase in Completed CLOSING YLS Since 2022

**516** Juvenile Court HEARINGS OBSERVED

**51%** Increase in Observations

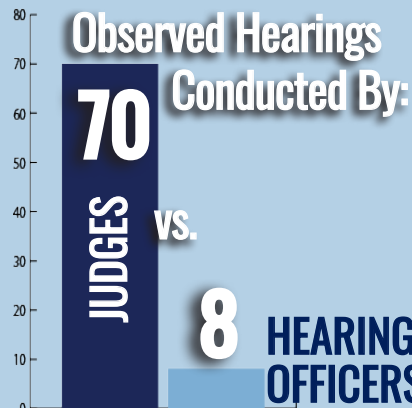


Top **3** HEARING TYPES Observed:



**95%**

Observed Hearings Stated **TERMS AND CONDITIONS** of Disposition ON THE RECORD



**100%** YOUTH Had Attorney Representation

\*Recidivism rates presented for Ohio, Maryland, and New Jersey reference recidivism rates for out-of-home placements.