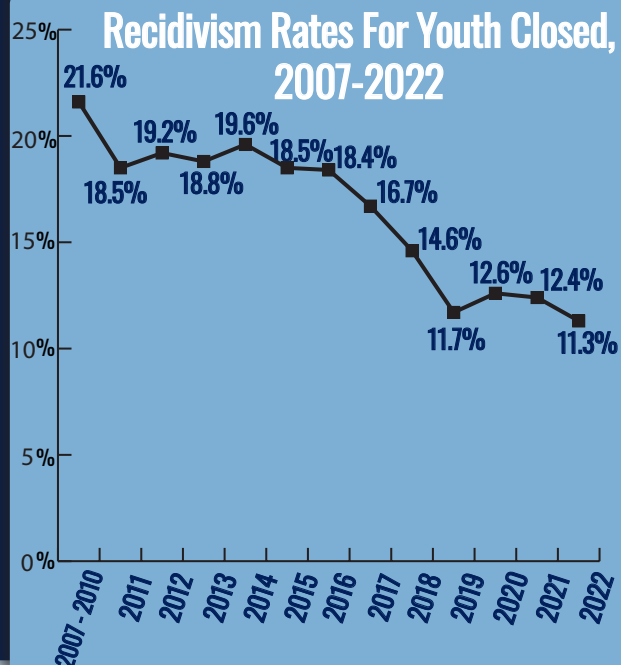


Revised: 09.2025

PENNSYLVANIA JUVENILE JUSTICE SYSTEM RECIDIVISM

One of the primary tools used to measure the success of programs and policies within the juvenile justice system is to track recidivism, or the return to crime. Since 2012, Pennsylvania has tracked the outcomes of juvenile offenders for a period of two years after juvenile closure to determine the percentage who remained law-abiding citizens. Special attention has been given to the recidivism rates of youth prior to, versus after, the implementation of the Juvenile Justice System Enhancement Strategy (JJSES).



11.3%

**RECIDIVISM RATE
of Youth Two Years
After Leaving System**

7%

**Recidivism Rate of Youth
DIVERTED FROM
ADJUDICATION**



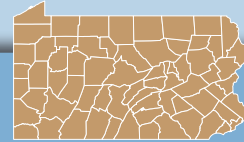
10%

**Recidivism Rate of
Youth Who Committed
MISDEMEANORS**



90%

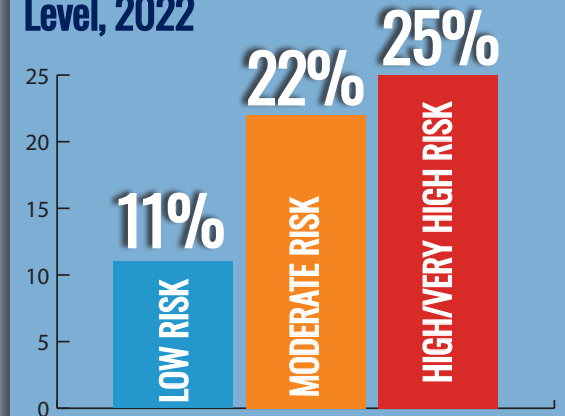
**Counties Had Lower Recidivism Rate
in 2022 VS PRE-JJSES**



8%

**Recidivism Rate of
FIRST-TIME
JUSTICE-INVOLVED
YOUTH**

**Recidivism Rates By Closing YLS Risk
Level, 2022**



Note: All Data Is Based on Youth Closed in 2022.

*Success Is Defined as No Subsequent Adjudications of Delinquency or Convictions in Criminal Court for a Felony or Misdemeanor Offense Within Two Years of Juvenile Closure.



**Pennsylvania
Juvenile Court
Judges' Commission**