1901 Market Street
Philadelphia, PA 19103-1480

Independence

May 23, 2022

Ms. Lindsi Swartz, Director
Bureau of Accident and Health Insurance
Pennsylvania Insurance Department
1311 Strawberry Square
Harrisburg, PA 17120

SUBMITTED VIA SERFF

RE: **Keystone Health Plan East**
Small Group HMO Rate Filing effective 1/1/2023
INAC-133254493

Dear Ms. Swartz:

Keystone Health Plan East (KHPE) is proposing a revision in Small Group Health Insurance rates effective January 1, 2023 and later.

Attached is the 2023 rate filing for HMO plans of Keystone Health Plan East (KHPE), and Direct Point-of-Service (DPOS) plans, of which a large majority of benefit expenses is attributed to KHPE and the remainder to QCC Insurance Company (QCC), and offered to small employer groups in the Commonwealth of Pennsylvania. Rates for new and renewing plans are being filed and satisfy market reform requirements of the Affordable Care Act (ACA).

This rate filing includes rates for these plans and specifies compliance with rating requirements of the ACA. The enclosed is for rating periods effective from January 1, 2023 through December 31, 2023.

The proposed 2023 rates represent a 0.2% increase over the previously approved 2022 rates.

Information for the Pennsylvania Bulletin:

1.	Company Name and NAIC Number:	Keystone Health Plan East; 95056
2.	Market	Small Group
3.	On or Off Exchange	Off
4.	Effective Date of Coverage	January 1, 2023
5.	Average Rate Change Requested	0.2%
6.	Range of Rate Changes Requested	-2.6% to 3.2%
7.	Total Annual Revenue Generated from	

Independence Blue Cross offers products directly, through its subsidiaries Keystone Health Plan East and QCC Insurance Company, and with Highmark Blue Shield. Independent Licensees of the Blue Cross and Blue Shield Association.

16887

Independence

	the Proposed Rate Change	$1,273,371
8.	Products	HMO
9.	Rating Areas and Change from 2022	Rating Area 8; No Change
10.	Metal Levels and Catastrophic Plans	Platinum, Gold, Silver, Bronze
11.	Current covered lives and policyholders as of February 1, 2022	97,932 lives
12.	Number of plans offered in 2023 and change from 2022	19 plans in 2023; 22 plans in 2022
13.	Corresponding contract form number, SERFF, and binder numbers	SERFF # INBC-133247157, INBC-133256432 See appendix for form numbers.
14.	HIOS Issuer ID # and submission tracking Number	HIOS Issuer ID # 33871; Filing # N/A

Please contact [redacted] with any questions regarding this filing.

Sincerely,

[redacted]

cc: [redacted]

APPENDIX

Form Numbers

KE 670 WPR GMC Rev. 1.23
KE 670 SG EXC-OFF Rev. 1.23
KE 670 SG EXC-OFF.Direct Rev. 1.23
KE 670 SG EXC-OFF.Tier Rev. 1.23
16905.WR.KDPOS Rev. 1.23
16905-BC.SG.KDPOS.OFF Rev. 1.23
PREV/SCH-II Rev. 1.23

Attachment I

Rate Change Summary

Keystone Health Plan East – Small Group Plans

Rate request filing ID # INAC-133254493 - This document is prepared by the insurance company submitting the rate filing as a consumer tool to help explain the rate filing. It is not intended to describe or include all factors or information considered in the review process. For more information, see the filing at https://www.insurance.pa.gov/Companies/ProductAndRateRequire/Pages/default.aspx

Overview

Initial requested average rate change:	0.2%[1]
Revised requested average rate change:	N/A[1]
Range of requested rate change:	-10.8% to 3.2%
Effective date:	January 1, 2023
Mapped Members:	97,932
Available in:	Area 8

Key information

Jan. 2021-Dec. 2021 financial experience

Premiums	$633,831,208
Claims	$535,332,092
Administrative expenses	$90,628,773
Taxes & fees	$33,956,941
Company made (after taxes)	**-$26,086,598**

How it plans to spend your premium
This is how the insurance company plans to spend the premium it collects in 2023:

Claims:	83%
Administrative:	12%
Taxes & fees:	3%
Profit:	2%

The company expects its annual medical costs to increase **8.1%**.

Explanation of requested rate change

Keystone Health Plan East ("KHPE") is revising premium rates for the Pennsylvania Small Group ACA compliant products, effective from January 1, 2023.

About 98,000 members will be affected.

Changes in Taxes and Fees:

The Federal government ended the Health Insurance Providers Fee beginning with premiums due in 2021.

[1] Note that insurers will have the opportunity to revise their rate change request in July, after they are scheduled to receive updated information about the impact of a federal program called risk adjustment. This document will be updated accordingly at that time.

Changes in Medical Service Costs:

Premium rates for health care insurance are increasing as the cost of health care service rise. Health care service costs increase as health care providers increase their fees, members use more health care services and supplies, and the types of health care services and supplies change, among other factors.

Financial Experience of the Product:

KHPE is required by federal law to pay out a minimum of 80% percent of premium dollars for medical claims—this is referred to as the minimum Medical Loss Ratio (MLR). The rate action proposed in this filing is expected to achieve a Medical Loss Ratio of greater than 80% using the state's estimates for individual mandate and CSRs not being funded.

Changes in Benefits:

Some plan benefits are mandated by federal and state law. Benefit changes for some plans were also made. All changes in benefits are in compliance with the uniform modifications rules stipulated by the Federal government.

Administrative Costs:

In addition, the Affordable Care Act (ACA) imposes taxes and other levies.

PENNSYLVANIA ACTUARIAL MEMORANDUM

PURPOSES

This Actuarial Memorandum is provided along with the Unified Rate Review Template (URRT) and PA Actuarial Memorandum Rate Exhibits to provide certain information to support the gross premium for the single risk pool for small group market health care insurance underwritten by Keystone Health Plan East in the Commonwealth of Pennsylvania. It is provided as a component of a state rate filing. This submission may not be appropriate for other purposes.

1. BASIC INFORMATION AND DATA

A. COMPANY INFORMATION

Company Legal Name:	Keystone Health Plan East ("KHPE")
State:	Pennsylvania
NAIC #:	95056
Market:	Small Group
Marketplace:	Off Exchange
Effective Date(s):	1/1/2023 – 3/31/2023, 4/1/2023 – 6/30/2023, 7/1/2023 – 9/30/2023, 10/1/2023 – 12/31/2023
Average Rate Change:	0.2%
Range of Rate Changes:	-2.6% to 3.2%
Products:	HMO
Rating Areas:	Rating Area 8
Metal Levels:	Platinum, Gold, Silver, Bronze
Current Members:	97,932
Number of 2023 Plans:	19
HIOS Issuer ID (5-digit):	33871

Worksheet 1 of the accompanying URRT contains experience period data and development of the projected Single Risk Pool Gross Premium Average Rate PMPM for the small group market for KHPE. Worksheet 2 contains experience period data and projections by product for the single risk pool for the same entities. This memorandum pertains only to plans denoted in Worksheet 2 by Plan IDs starting with the sequence 33871.

COMPANY CONTACT INFORMATION

Primary Contact Name:	[redacted]
Primary Contact Telephone Number:	[redacted]
Primary Contact Email Address:	[redacted]

B. RATE HISTORY AND PROPOSED VARIATIONS IN RATE CHANGES

January 1, 2015	8.40%	INAC- 129626509
October 1, 2015	-0.30%	INAC- 130111004
January 1, 2016	6.88%	INAC- 129955625
January 1, 2017	27.97%	INAC- 130539718
July 1, 2017	2.00%	INAC- 130959307
January 1, 2018	10.19%	INAC- 131005809
July 1, 2018	1.59%	INAC- 131405465
January 1, 2019	4.26%	INAC- 131478481
April 1, 2019	-1.12%	INAC- 131750260
July 1, 2019	-3.10%	INAC- 131860437
January 1, 2020	9.70%	INAC- 131927130
April 1, 2020	6.70%	INAC- 132132176
January 1, 2021	0.90%	INAC- 132358832
July 1, 2021	3.63%	INAC- 132762206
January 1, 2022	3.40%	INAC- 132818409

The historical rate changes varied by metallic tier based on plan benefits as illustrated via the Pricing AV.

Proposed rate changes may vary by metallic tier and plan based on plan benefit changes.

C. AVERAGE RATE CHANGE

The average proposed rate change shown in Cell AC15 of Table 10 is 0.2%. The changes to the single risk pool gross premium average rate per member per month (PMPM) from calendar year 2021 to calendar year 2023 are incorporated into the pricing and reflected in the Unified Rate Review Template.

The change in 21-year-old Non-Tobacco Premium PMPM calculated in Table 11, Cell AN13 is 0.1%.

D. MEMBERSHIP COUNT

Table 1 illustrates the Experience Period member-months, Current Period members as of February 1, 2022, and Projected Rating Period Member-months by ages.

E. BENEFIT CHANGES

Benefit changes were made to the following plans to assure compliance with Actuarial Value

Requirements, including differences that resulted from changes to the AV Calculator. The basis for pricing changes was our internal pricing model.

F. EXPERIENCE PERIOD CLAIMS AND PREMIUMS

Table 2 illustrates the experience period claims and premiums using calendar year data. The data is consistent with the data reported in Section 1 of Worksheet I of the URRT.

We combined the experience period data for KHPE with the experience period data for QCC Insurance Company ("QCC"). This should provide a more stable basis for projecting the Index Rate. The combined data is shown in Tab Ib. The Change in Network Factor is intended to result in KHPE rates that are reasonable in relation to QCC rates.

Experience period premium, claims, and member months are obtained from the company's internal data warehouse. The claims data is collected for incurred dates from January through December 2021 and paid through February 2022. Earned premiums and member months are for January through December 2021. The data are for all direct-written small group business of KHPE in the Commonwealth of Pennsylvania, including out-of-network claims written by KHPE but paid by QCC for POS plans. No private reinsurance was applicable.

Projected Risk Adjustment PMPM

Projected Risk Adjustment is accounted for in Projected Incurred Claims before the state based reinsurance program and Risk Adjustment to reflect anticipated risk adjustment transfer amounts for the projection period. The amount reflects the projected morbidity for the single risk pool in the projection period.

The estimated risk adjustment revenue for all of the plans in the risk pool is developed using the following methodology. We recognize that the HHS payment transfer formula implies that the projected incurred claims based solely on the experience period single risk pool claims need to be adjusted by the ratio of the current statewide market's risk relative to allowable rating factor (ARF) for age compared to the single risk pool's risk relative to ARF presented during the experience period. This adjustment, together with the assumed future changes in population risk morbidity, results in the issuer's pricing being consistent with the anticipated morbidity level of the future statewide market.

The anticipated risk adjustment transfer revenue is allocated proportionally based on plan premium. The Projected Risk Adjustment is subtracted from Projected Incurred Claims before ACA Risk Adjustment to reflect anticipated receipt of risk adjustment transfer amounts for the projection period.

The projected risk adjustment amounts for KHPE and Independence Blue Cross (QCC) are consistent with the projection made in the respective submissions. We also considered preliminary 2021 risk transfer results.

In the URRT v5.4, it is necessary to divide Risk Adjustment by the Paid to Allowed factor when it is used in calculations based on Allowed Claims to produce calculations that are consistent with the Actuarial Memo Rate Exhibit.

G. CREDIBILITY OF DATA

The experience period data is considered 100% credible.

H. TREND IDENTIFICATION

Table 3 identifies the proposed annual medical and prescription drug allowed claims cost and utilization trends. These data match the data illustrated in Section 2 of Worksheet I of the URRT. Additional discussion is provided in Section I, Historical Experience.

We populated the URRT with the Total Annual Trend calculated in cell G52 of Table 3. The URRT requires that factors are rounded to four decimal places which results in some small differences.

I. HISTORICAL EXPERIENCE

Table 4 illustrates historical experience from 2018 through 2021 for the product line.

a. Annualized Cost Trend

Annual cost trend reflects changes in costs of medical treatment due to medical inflation and changes in the distribution of services across network providers. The trend value is developed by reviewing historical medical costs for the single risk pool and adjusting them for anticipated future provider contracting reimbursement levels. The data is normalized for changes in age, benefit changes during the experience period, changes to provider contracts, and prescription drug formulary, and new drugs brought to market.

b. Annualized Utilization Trend

Annual utilization trend reflects the change in the number of units per 1,000 members for a fixed level of illness burden and includes changes due to the mix and intensity of services provided and changes related to shifts in product mix. It also includes effects of selection, if any, since this cannot be reflected in the relative cost of the various products and plans offered.

c. Rebates

Rebate payments will be made as appropriate for 2021 for KHPE in Small Group. Rebate payments will be made if applicable for the 2022 policy period. We do not anticipate 2023 rebates for KHPE Small Group.

d. MLR Exhibit

The table below summarizes the most recent three years of MLR information.

	MLR		Member Months	
Calendar Year	Actual	Pricing	Actual	Pricing
2018	75.2%	83.3%	1,333,423	1,434,900
2019	75.1%	81.6%	1,310,060	1,507,680
2020	77.9%	82.3%	1,285,783	1,316,820

J. TERMINATED PLANS

The following plans are being terminated during 2023:

33871PA0110020 Keystone DPOS Bronze Essential $7,500/$70/$140/$700
Membership is mapped to 33871PA0100026 Keystone HMO Bronze Essential $7,500/$70/$140/$700

33871PA0110048 Keystone HMO Silver Classic $4,500/$50/$100/100%
Membership is mapped to 33871PA0100049 Keystone HMO Silver Secure $5,000/$50/$100/$600

33871PA0110051 Keystone HMO Gold Secure $1,000/$40/$80/$650
Membership is mapped to 33871PA0100044 Keystone HMO Gold Proactive

2. RATE DEVELOPMENT AND CHANGE

A. DEVELOPMENT OF PROJECTED INDEX RATE, MARKET-ADJUSTED INDEX RATE, & TOTAL ALLOWED CLAIMS

Table 5 illustrates the development of the Projected Index Rate and Market-Adjusted Index Rate beginning with the Experience Period Index Rate. Exhibit A provides additional information about the adjustment factors.

Changes in Population Risk Morbidity

Experience period allowed claims are adjusted to account for differences in the average morbidity of the single risk pool population underlying the experience and the anticipated population in the projection period. This adjustment reflects changes in the small group market-wide morbidity.

COVID-19 Impact

Changes in Other Factors

Experience period allowed claims are adjusted to account for differences in the single risk pool population underlying the experience and the anticipated population in the projection period pertaining to several factors not due to changes in morbidity or the costs and utilization of medical care. This adjustment reflects: additional benefits required to be covered as essential health benefits; recently mandated benefits required by state law that are not reflected in the experience period data; benefits in the experience that are removed for the projection period; anticipated changes in the average utilization of services due to differences in average cost sharing requirements during the experience period and average cost sharing requirements in the projection period; changes in demographic characteristics of the single risk pool experience period population and the projection period population (including age, gender, region, and tobacco use); changes in the provider network (adding or removing a provider system or introducing a limited network option); and anticipated changes in pharmacy rebates.

We incorporated the quarterly trend methodology from Table 5A into the URRT Part 1 Worksheet 1 Section II so that the calculated MAIR in the URRT was consistent with the MAIR calculated in the Actuarial Memo Rate Exhibits. The factor is also applied in the URRT Worksheet 2 Section 3, Plan Adjustment Factors, to correctly calculate the first quarter 2023 rates.

Table 5 of the Actuarial Memorandum Rate Exhibit shows the components used in calculating change in other. The calculations of the components are based on the changes in values shown in Table 7.

B. RETENTION ITEMS

Table 6 illustrates the retention items, expressed as percentages of premium. Consistent with conversations with our State regulator, no Pricing load was applied for the Managed Care Assessment levied pursuant to Article VIII-I of the Pennsylvania Code, as it will be separately reimbursed. Federal Income Tax is calculated by applying the tax rate to the sum of the HIF plus Profit/Contingency.

Administrative Expenses		15.34%
General and Claims	9.57%	
Agent/Broker Fees and Commissions	4.97%	
Quality Improvement Initiatives	0.80%	
Taxes and Fees		0.62%
Risk Adjustment User Fee	0.05%	
PCORI Fee	0.04%	

PA Premium Tax	0.00%	
Federal Income Tax	0.53%	
Health Insurance Providers Fee	0.00%	
Profit/Contingency		2.00%
Total Retention		17.95%

C. NORMALIZED MARKET-ADJUSTED PROJECTED ALLOWED TOTAL CLAIMS

Table 7 compares the normalization factors used in this filing to those used in the 2022 filing. The changes in the factors reflect small differences from the projected populations in 2022 and 2023.

D. COMPONENTS OF RATE CHANGE

Table 8 illustrates the components of rate change, based on inputs form other sections of the Rate Exhibits. The results in Row H are similar to the values in Row A of Table 8.

Data in Table 9 is consistent with the 2022 and 2023 URRT with the exception of Risk Adjustment which was revised to project company-specific values.

3. PLAN RATE DEVELOPMENT

Table 10 is populated with plan information consistent with entries in the 2023 URRT. Plan mappings, where applicable, are illustrated in Column F of Table 10.

Attached to this actuarial memorandum are exhibits providing actuarial certifications for the use of alternate methods of calculating the Actuarial Value, where applicable, as well as required support for the calculations.

The factor “AV and Cost Sharing Design of Plan” in Worksheet 2 of the URRT is the product of the Pricing AV, the Benefit Richness Factors from the Actuarial Memo Rate Exhibit. We incorporated the first quarter factor from cell J34 of Table 5A of the Actuarial Memo Rate Exhibit. Again, please note that the URRT requires factors to be rounded to four decimal places, resulting in small differences.

4. PLAN PREMIUM DEVELOPMENT FOR 21-YEAR OLD NON-TOBACCO USER

Table 11 is populated from other sections of the Rate Exhibits, along with the population by age and rating area for the Projection Period.

5. PLAN FACTORS

Tables 12, 13, and 14 illustrate the factors used in pricing for age, tobacco, geographic rating area, and network. The tobacco factors match the previously approved tobacco factors from the 2022 filing.

6. ACTUARIAL CERTIFICATION

I, [redacted], am Director & Actuary of Commercial Markets for the Independence Blue Cross Family of Companies. I am a member of the Society of Actuaries and the American Academy of Actuaries with the education and experience necessary to perform the work necessary and meet the Qualification Standards of the American Academy of Actuaries to render the qualified actuarial opinion contained herein. The developed rates and memorandum have been prepared in conformity with appropriate Actuarial Standards of Practice and the Academy's Code of Professional Conduct.

The Part I Unified Rate Review Template does not demonstrate the process used by the issuer to develop the premium rates and allowable rating factors. Rather, it represents information required by Federal regulation to be provided in support of the review of gross premium rate increases, for certification of qualified health plans for Federally facilitated exchanges, and for certification that the index rate is developed in accordance with Federal regulation and used consistently and only adjusted by the allowable modifiers.

I hereby certify that, to the best of my knowledge and judgment, the following:

- The projected index rate is:
  - In compliance with all applicable State and Federal Statutes and Regulations (45 CFR 156.08(d)(1) and 147.106);
  - Developed in compliance with applicable Actuarial Standards of Practice;
  - Reasonable in relation to the benefits provided and the population anticipated to be covered; and
  - Neither excessive nor deficient.
- The index rate and only the allowable modifiers as described in 45 CFR 156.80(d)(1) and 45 CFR 156.80(d)(2) were used to generate plan level rates.
- The percent of total premium that represents essential health benefits included in Worksheet 2, Sections III and IV were calculated in accordance with actuarial standards of practice.
- The AV Calculator was used to determine the AV Metal Values illustrated in Worksheet 2 of the Part I Unified Rate Review Template for all plans, unless an alternate methodology was required. If an alternate methodology was used to calculate the AV Metal Value for at least one plan offered, a copy of the actuarial certification required by 45 CFR Part 156, §156.135 will be included.
- All factor, benefit, and other changes from the prior approved filing have been disclosed in the actuarial memorandum.
- New plans cannot be considered modifications of existing plans under the uniform modification standards in 45 CFR 147.106.

- The information presented in the PA Actuarial Memorandum and PA Actuarial Memorandum Rate Exhibits is consistent with the information presented in the 2023 Rate Filing Justification.

[redacted]

May 23, 2022

PA Rate Template Part I
Data Relevant to the Rate Filing

Table 0. Identifying Information

Carrier Name:	Keystone Health Plan East		
Product(s):	HMO		
Market Segment:	Small Group		
Rate Effective Date:	1/1/2023	to	12/31/2023
Base Period Start Date:	1/1/2021	to	12/31/2021
Date of Most Recent Membership:	2/1/2022		

Table 1. Number of Members

	Member-months	Members	Member-months
	Experience Period	Current Period (as of 02-01-2022)	Projected Rating Period
Average Age	36.8	36.8	36.8
Total	1,211,793	97,932	1,175,184
<18	198,550	15,794	189,528
18-24	104,212	8,323	99,876
25-29	115,070	9,394	112,728
30-34	125,937	10,297	123,564
35-39	111,890	9,160	109,920
40-44	104,126	8,485	101,820
45-49	96,775	7,815	93,780
50-54	112,711	8,991	107,892
55-59	121,465	9,772	117,264
60-63	89,372	7,190	86,280
64+	31,685	2,711	32,532

Table 2. Experience Period Claims and Premiums

Earned Premium	Paid Claims	Ultimate Incurred Claims	Member Months	Estimated Cost Sharing (Member & HHS)	Allowed Claims (Non-Capitated)	Non-EHB portion of Allowed Claims	Total Prescription Drug Rebates*	Total EHB Capitation	Total Non-EHB Capitation	Estimated Risk Adjustment	Estimated Reinsurance Recoveries
$ 657,574,537.18	$ 449,490,082.11	$ 452,788,520.92	1,211,793	$ 78,709,050.14	$ 531,497,571.06	$ -	$ (38,237,978.90)	$ 114,584,898.28	$ 6,196,651.60	$ (17,963,485.97)	$ -
Experience Period Total Allowed EHB Claims + EHB Capitation PMPM (net of prescription drug rebates)											**$ 501.61**
Loss Ratio											**83.70%**

**Express Prescription Drug Rebates as a negative number*

Table 3. Trend Components

Service Category	Cost*	Utilization*	Induced Demand*	Composite Trend	Weight*
Inpatient Hospital	3.45%	4.29%	0.00%	7.88%	18.38%
Outpatient Hospital	3.66%	4.29%	0.00%	8.10%	20.30%
Professional	2.16%	4.29%	0.00%	6.54%	28.49%
Other Medical	2.16%	4.29%	0.00%	6.54%	0.00%
Capitation			2.05%	11.19%	
Prescription Drugs	-0.54%	4.29%	0.00%	3.73%	21.65%
Total Annual Trend				6.01%	100.00%
Months of Trend				24	
Total Applied Trend Projection Factor				1.124	

** Express Cost, Utilization, Induced Utilization and Weight as percentages*

*** Should equal URRT Trend*

Table 4. Historical Experience

Month-Year	Total Annual Premium	Incurred Claims	Completion Factors*	Ultimate Incurred Claims	Members	Ultimate Incurred PMPM	Estimated Annual Cost Sharing (Member + HHS)	Prescription Drug Rebates**	Allowed Claims (Net of Prescription Drug Rebates)	Allowed PMPM
Jan-18		$ 37,391,538.59	1.0000	$ 37,391,538.59	115,274	$ 324.37		$ (970,493.68)	$ 43,543,885.37	$ 377.74
Feb-18		$ 34,851,229.47	1.0000	$ 34,851,229.47	114,798	$ 303.59		$ (874,552.42)	$ 40,710,433.52	$ 354.63
Mar-18		$ 35,592,985.65	1.0000	$ 35,592,985.65	112,438	$ 317.27		$ (915,193.61)	$ 41,232,350.67	$ 363.48
Apr-18		$ 37,028,281.47	1.0000	$ 37,028,281.47	112,273	$ 329.81		$ (916,268.54)	$ 42,831,278.36	$ 381.49
May-18		$ 37,938,810.99	1.0000	$ 37,938,810.99	111,764	$ 339.45		$ (919,907.24)	$ 43,874,924.35	$ 392.57
Jun-18		$ 35,895,409.02	1.0000	$ 35,895,409.02	110,911	$ 323.64		$ (860,902.48)	$ 41,384,247.74	$ 373.13
Jul-18		$ 35,784,670.16	1.0000	$ 35,784,670.16	109,868	$ 325.71		$ (932,159.80)	$ 41,124,078.60	$ 374.30
Aug-18		$ 35,491,793.93	1.0000	$ 35,491,793.93	109,391	$ 324.45		$ (971,141.87)	$ 41,101,199.81	$ 375.73
Sep-18		$ 34,692,094.78	1.0000	$ 34,692,094.78	109,163	$ 317.80		$ (887,970.06)	$ 39,590,733.08	$ 362.68
Oct-18		$ 36,936,273.18	1.0000	$ 36,936,273.18	108,663	$ 339.92		$ (965,094.08)	$ 42,558,611.49	$ 391.66
Nov-18		$ 33,829,763.50	1.0000	$ 33,829,763.50	108,603	$ 311.50		$ (953,762.59)	$ 38,879,456.07	$ 358.00
Dec-18	$ 701,191,671.56	$ 34,333,829.11	1.0000	$ 34,333,829.11	109,277	$ 314.19	$ 77,598,996.95	$ (950,022.31)	$ 39,417,009.26	$ 360.75
Jan-19		$ 36,192,715.70	1.0000	$ 36,192,715.70	109,972	$ 329.11		$ (1,012,898.68)	$ 42,485,042.24	$ 386.33
Feb-19		$ 32,224,594.94	1.0000	$ 32,224,594.94	109,681	$ 293.80		$ (900,448.64)	$ 37,742,880.58	$ 344.13
Mar-19		$ 35,927,386.47	1.0000	$ 35,927,386.47	109,448	$ 328.26		$ (984,785.70)	$ 42,044,480.68	$ 384.15
Apr-19		$ 37,078,398.00	1.0000	$ 37,078,398.00	109,291	$ 339.26		$ (1,004,573.87)	$ 43,117,759.99	$ 394.52
May-19		$ 37,442,173.76	1.0000	$ 37,442,173.76	109,218	$ 342.82		$ (1,025,843.93)	$ 43,594,240.13	$ 399.15
Jun-19		$ 33,404,916.91	1.0000	$ 33,404,916.91	108,970	$ 306.55		$ (956,546.93)	$ 38,733,813.14	$ 355.45
Jul-19		$ 35,893,085.08	1.0000	$ 35,893,085.08	108,842	$ 329.77		$ (1,055,933.84)	$ 41,557,231.05	$ 381.81
Aug-19		$ 36,493,011.81	1.0000	$ 36,493,011.81	108,753	$ 335.56		$ (1,034,069.46)	$ 42,122,005.46	$ 387.32
Sep-19		$ 35,277,378.05	1.0000	$ 35,277,378.05	108,646	$ 324.70		$ (1,006,972.61)	$ 40,625,599.21	$ 373.93
Oct-19		$ 37,627,281.64	1.0000	$ 37,627,281.64	108,708	$ 346.13		$ (1,113,787.64)	$ 43,529,490.76	$ 400.43
Nov-19		$ 34,985,713.78	1.0000	$ 34,985,713.78	108,719	$ 321.89		$ (1,047,414.49)	$ 40,134,469.84	$ 369.08
Dec-19	$ 676,249,629.13	$ 35,443,367.98	1.0000	$ 35,443,367.98	109,811	$ 322.77	$ 81,324,973.70	$ (1,110,250.49)	$ 41,184,458.07	$ 375.05
Jan-20		$ 37,723,859.90	1.0000	$ 37,723,859.90	110,499	$ 341.40		$ (2,800,208.24)	$ 42,627,991.53	$ 385.78
Feb-20		$ 36,176,867.06	1.0000	$ 36,176,867.06	110,299	$ 327.99		$ (2,795,196.20)	$ 40,309,425.57	$ 365.46
Mar-20		$ 32,897,395.63	1.0000	$ 32,897,395.63	110,191	$ 298.55		$ (2,792,640.53)	$ 36,540,060.21	$ 331.61
Apr-20		$ 26,223,463.43	1.0000	$ 26,223,463.43	108,849	$ 240.92		$ (2,850,708.14)	$ 28,151,469.03	$ 258.63
May-20		$ 30,555,914.47	1.0000	$ 30,555,914.47	108,198	$ 282.41		$ (2,833,706.62)	$ 33,030,288.51	$ 305.28
Jun-20		$ 34,035,992.42	1.0000	$ 34,035,992.42	107,150	$ 317.65		$ (2,823,663.25)	$ 37,337,190.97	$ 348.46
Jul-20		$ 35,616,002.50	1.0000	$ 35,616,002.50	106,600	$ 334.11		$ (2,941,500.94)	$ 39,165,498.91	$ 367.41
Aug-20		$ 34,785,307.58	1.0000	$ 34,785,307.58	106,136	$ 327.74		$ (2,928,461.03)	$ 38,210,905.61	$ 360.02
Sep-20		$ 35,776,837.59	1.0000	$ 35,776,837.59	105,082	$ 340.47		$ (2,899,186.58)	$ 39,258,826.11	$ 373.60
Oct-20		$ 39,062,995.90	1.0000	$ 39,062,995.90	104,816	$ 372.68		$ (2,970,526.43)	$ 42,825,952.91	$ 408.58
Nov-20		$ 36,527,791.21	1.0000	$ 36,527,791.21	104,237	$ 350.43		$ (2,954,410.86)	$ 39,893,893.57	$ 382.72
Dec-20	$ 666,417,701.50	$ 37,752,782.79	1.0000	$ 37,752,782.79	103,728	$ 363.97	$ 75,921,759.36	$ (2,940,451.81)	$ 41,124,802.28	$ 396.39
Jan-21		$ 48,507,011.96	1.0000	$ 48,507,011.96	103,473	$ 468.79		$ (3,200,587.94)	$ 52,265,991.18	$ 505.12
Feb-21		$ 43,954,635.80	0.9998	$ 43,964,958.53	103,312	$ 425.56		$ (3,195,743.85)	$ 47,165,509.75	$ 456.53
Mar-21		$ 53,996,023.30	0.9997	$ 54,014,456.57	103,079	$ 524.01		$ (3,188,584.41)	$ 58,113,101.45	$ 565.71
Apr-21		$ 51,256,349.80	0.9995	$ 51,282,749.96	102,462	$ 500.51		$ (3,227,802.43)	$ 55,197,666.07	$ 538.71
May-21		$ 49,212,163.20	0.9991	$ 49,254,274.53	101,810	$ 483.79		$ (3,207,231.93)	$ 52,556,140.79	$ 516.23
Jun-21		$ 48,509,490.57	0.9987	$ 48,574,657.91	101,265	$ 479.68		$ (3,189,937.26)	$ 52,250,474.64	$ 515.98
Jul-21		$ 44,732,566.01	0.9979	$ 44,825,432.39	100,546	$ 445.82		$ (3,217,054.37)	$ 48,136,418.37	$ 478.75
Aug-21		$ 47,612,820.65	0.9965	$ 47,778,471.83	100,032	$ 477.63		$ (3,200,905.71)	$ 50,896,889.62	$ 508.81
Sep-21		$ 46,480,872.47	0.9946	$ 46,737,601.15	99,533	$ 469.57		$ (3,184,922.27)	$ 49,325,465.94	$ 495.57
Oct-21		$ 46,390,939.27	0.9906	$ 46,830,091.60	99,034	$ 472.87		$ (3,150,551.86)	$ 49,479,901.10	$ 499.63
Nov-21		$ 46,559,163.36	0.9833	$ 47,347,616.32	98,800	$ 479.23		$ (3,143,234.66)	$ 49,287,990.08	$ 498.87
Dec-21	$ 657,574,537.18	$ 46,358,034.46	0.9695	$ 47,815,162.16	98,447	$ 485.69	$ 78,709,050.14	$ (3,131,422.21)	$ 49,165,603.09	$ 499.41

** Express Completion Factor as a percentage*

***Express Prescription Drug Rebates as a negative number*

Carrier Name:	Keystone Health Plan East
Product(s):	HMO
Market Segment:	Small Group
Rate Effective Date:	1/1/2023

Table 2b. Manual Experience Period Claims and Premiums

Earned Premium	Paid Claims	Ultimate Incurred Claims	Member Months	Estimated Cost Sharing (Member & HHS)	Allowed Claims (Non-Capitated)	Non-EHB portion of Allowed Claims	Total Prescription Drug Rebates*	Total EHB Capitation	Total Non-EHB Capitation	Estimated Risk Adjustment	Estimated Reinsurance Recoveries
$ 1,207,866,070.03	$ 874,092,672.04	$ 881,404,577.54	2,091,526	$ 171,929,905.65	$ 1,053,334,483.18	$ -	$ (74,792,657.25)	$ 122,190,630.57	$ 11,274,597.25	$ 3,351,714.78	$ -
Experience Period Total Allowed EHB Claims + EHB Capitation PMPM (net of prescription drug rebates)											**$ 526.28**
Loss Ratio											**77.61%**

**Express Prescription Drug Rebates as a negative number*

Table 3b. Manual Trend Components

Service Category	Cost*	Utilization*	Induced Demand*	Composite Trend	Weight*
Inpatient Hospital	3.45%	4.29%	0.00%	7.88%	18.38%
Outpatient Hospital	3.66%	4.29%	0.00%	8.10%	20.30%
Professional	2.16%	4.29%	0.00%	6.54%	28.49%
Other Medical	2.16%	4.29%	0.00%	6.54%	0.00%
Capitation				2.05%	11.19%
Prescription Drugs	-0.54%	4.29%	0.00%	3.73%	21.65%
Total Annual Trend				6.01%	100.00%
Months of Trend				24	
Total Applied Trend Projection Factor				1.124	

** Express Cost, Utilization, Induced Utilization and Weight as percentages*

Table 4b. Historical Manual Experience

Month-Year	Total Annual Premium	Incurred Claims	Completion Factors*	Ultimate Incurred Claims	Members	Ultimate Incurred PMPM	Estimated Annual Cost Sharing (Member + HHS)	Prescription Drug Rebates**	Allowed Claims (Net of Prescription Drug Rebates)	Allowed PMPM
Jan-18		$ 68,147,529.94	1.0000	$ 68,147,578.84	186,711	$ 364.91		$ (1,828,394.04)	$ 81,428,187.89	$ 436.03
Feb-18		$ 63,703,564.43	1.0000	$ 63,703,564.43	186,172	$ 342.18		$ (1,656,553.72)	$ 75,480,251.52	$ 405.43
Mar-18		$ 64,817,574.25	1.0000	$ 64,817,574.25	184,203	$ 351.88		$ (1,746,580.89)	$ 76,746,949.19	$ 416.64
Apr-18		$ 66,310,227.42	1.0000	$ 66,310,227.42	181,974	$ 364.39		$ (1,720,449.61)	$ 78,321,532.44	$ 430.40
May-18		$ 69,187,643.41	1.0000	$ 69,187,643.41	180,882	$ 382.50		$ (1,765,433.53)	$ 81,171,169.16	$ 449.86
Jun-18		$ 64,026,485.04	1.0000	$ 64,026,485.04	179,721	$ 356.25		$ (1,649,230.12)	$ 75,419,176.07	$ 419.65
Jul-18		$ 64,112,869.94	1.0000	$ 64,112,869.94	178,646	$ 358.88		$ (1,757,164.41)	$ 74,899,834.04	$ 419.26
Aug-18		$ 69,282,657.20	1.0000	$ 69,282,657.20	178,480	$ 388.18		$ (1,853,436.31)	$ 80,607,824.66	$ 451.64
Sep-18		$ 62,715,247.41	1.0000	$ 62,715,247.41	178,584	$ 351.16		$ (1,685,716.58)	$ 72,759,581.85	$ 407.40
Oct-18		$ 70,268,277.78	1.0000	$ 70,268,277.78	178,331	$ 394.03		$ (1,846,120.64)	$ 81,842,993.48	$ 458.94
Nov-18		$ 65,876,833.84	1.0000	$ 65,876,833.84	178,328	$ 369.41		$ (1,804,872.36)	$ 76,387,012.27	$ 428.35
Dec-18	$ 1,207,654,010.46	$ 63,740,002.00	1.0000	$ 63,740,002.00	180,004	$ 354.10	$ 158,632,821.60	$ (1,812,234.58)	$ 74,430,863.90	$ 413.50
Jan-19		$ 68,613,791.32	1.0000	$ 68,613,791.32	181,474	$ 378.09		$ (1,914,826.06)	$ 82,716,021.48	$ 455.80
Feb-19		$ 62,087,022.06	1.0000	$ 62,087,022.06	181,175	$ 342.69		$ (1,715,273.37)	$ 74,290,970.01	$ 410.05
Mar-19		$ 69,026,591.13	1.0000	$ 69,020,591.13	181,194	$ 380.97		$ (1,871,928.18)	$ 81,980,829.70	$ 452.45
Apr-19		$ 69,091,637.36	1.0000	$ 69,091,637.36	181,371	$ 380.94		$ (1,929,649.95)	$ 81,994,443.19	$ 452.08
May-19		$ 70,144,477.61	1.0000	$ 70,144,477.61	181,413	$ 386.66		$ (1,964,303.76)	$ 82,870,709.65	$ 456.81
Jun-19		$ 63,436,556.55	1.0000	$ 63,436,556.55	181,789	$ 348.94		$ (1,837,768.89)	$ 75,089,686.70	$ 413.04
Jul-19		$ 69,381,250.75	1.0000	$ 69,381,250.75	181,904	$ 381.42		$ (2,021,689.29)	$ 81,306,514.02	$ 446.97
Aug-19		$ 69,598,983.77	1.0000	$ 69,598,983.77	182,245	$ 381.90		$ (1,994,183.99)	$ 81,346,208.29	$ 446.36
Sep-19		$ 66,831,892.43	1.0000	$ 66,831,892.43	182,491	$ 366.22		$ (1,941,034.07)	$ 78,081,583.26	$ 427.87
Oct-19		$ 74,863,280.98	1.0000	$ 74,863,280.98	183,074	$ 408.92		$ (2,138,644.38)	$ 87,344,934.92	$ 477.10
Nov-19		$ 68,484,300.63	1.0000	$ 68,484,300.63	183,584	$ 373.04		$ (2,014,920.37)	$ 79,790,601.51	$ 434.63
Dec-19	$ 1,195,183,658.24	$ 71,275,234.65	1.0000	$ 71,275,234.65	185,808	$ 383.59	$ 171,050,172.24	$ (2,156,023.47)	$ 83,566,442.97	$ 449.74
Jan-20		$ 73,912,533.65	1.0000	$ 73,912,533.65	186,378	$ 396.57		$ (5,392,814.50)	$ 85,621,610.15	$ 459.40
Feb-20		$ 71,179,245.66	1.0000	$ 71,179,245.66	185,887	$ 382.92		$ (5,378,003.79)	$ 80,977,774.98	$ 435.63
Mar-20		$ 63,881,909.02	1.0000	$ 63,881,909.02	185,679	$ 344.04		$ (5,372,133.63)	$ 71,964,544.23	$ 387.58
Apr-20		$ 49,269,183.25	1.0000	$ 49,269,183.25	183,805	$ 268.05		$ (5,513,564.13)	$ 53,117,797.33	$ 288.99
May-20		$ 57,005,920.10	1.0000	$ 57,005,920.10	182,608	$ 312.18		$ (5,476,707.03)	$ 62,292,154.76	$ 341.13
Jun-20		$ 68,103,161.46	1.0000	$ 68,103,161.46	181,011	$ 376.24		$ (5,471,887.56)	$ 75,587,249.36	$ 417.58
Jul-20		$ 69,407,880.82	1.0000	$ 69,407,880.82	180,868	$ 383.75		$ (5,700,039.04)	$ 77,100,597.95	$ 426.29
Aug-20		$ 69,071,381.52	1.0000	$ 69,071,381.52	180,102	$ 383.51		$ (5,676,489.54)	$ 76,758,322.93	$ 426.19
Sep-20		$ 69,441,806.21	1.0000	$ 69,441,806.21	178,670	$ 388.66		$ (5,613,161.44)	$ 77,115,859.84	$ 431.61
Oct-20		$ 74,349,525.78	1.0000	$ 74,349,525.78	178,624	$ 416.23		$ (5,803,661.39)	$ 82,755,510.09	$ 463.29
Nov-20		$ 70,324,264.24	1.0000	$ 70,324,264.24	177,466	$ 396.27		$ (5,765,435.76)	$ 77,834,038.74	$ 438.59
Dec-20	$ 1,202,060,239.95	$ 73,155,950.18	1.0000	$ 73,155,950.18	176,577	$ 414.30	$ 159,629,190.99	$ (5,716,748.34)	$ 80,685,242.37	$ 456.94
Jan-21		$ 84,300,764.71	1.0000	$ 84,300,764.71	176,488	$ 477.66		$ (6,200,630.58)	$ 93,557,872.98	$ 530.11
Feb-21		$ 75,478,595.47	0.9996	$ 75,512,203.99	176,307	$ 428.30		$ (6,195,142.46)	$ 83,061,003.00	$ 471.12
Mar-21		$ 93,406,439.34	0.9995	$ 93,455,715.81	176,294	$ 530.11		$ (6,197,068.43)	$ 103,707,845.38	$ 588.27
Apr-21		$ 88,539,158.70	0.9992	$ 88,608,796.27	175,737	$ 504.21		$ (6,279,177.83)	$ 97,674,894.50	$ 555.80
May-21		$ 84,490,458.06	0.9987	$ 84,603,285.76	175,277	$ 482.68		$ (6,266,427.38)	$ 92,290,163.50	$ 526.54
Jun-21		$ 86,544,140.12	0.9979	$ 86,725,834.56	174,519	$ 496.94		$ (6,240,233.60)	$ 95,635,411.46	$ 547.99
Jul-21		$ 77,991,160.66	0.9970	$ 78,226,889.04	173,412	$ 451.10		$ (6,258,844.05)	$ 85,940,569.67	$ 495.59
Aug-21		$ 85,214,129.48	0.9948	$ 85,676,977.67	173,094	$ 494.97		$ (6,250,809.86)	$ 93,259,906.58	$ 538.78
Sep-21		$ 83,472,528.28	0.9917	$ 84,174,303.22	172,956	$ 486.68		$ (6,249,432.60)	$ 90,672,952.89	$ 524.25
Oct-21		$ 85,583,183.53	0.9875	$ 86,665,735.62	172,386	$ 502.71		$ (6,213,426.12)	$ 92,916,814.56	$ 538.92
Nov-21		$ 84,738,857.95	0.9805	$ 86,425,518.55	172,177	$ 501.96		$ (6,212,867.33)	$ 91,298,711.64	$ 530.36
Dec-21	$ 1,207,866,070.03	$ 85,110,389.05	0.9677	$ 87,953,731.49	172,868	$ 508.79	$ 171,929,905.65	$ (6,222,397.02)	$ 91,990,907.60	$ 532.14

** Express Completion Factor as a percentage*
***Express Prescription Drug Rebates as a negative number*

PA Rate Template Part II
Rate Development and Change

Carrier Name:	**Keystone Health Plan East**
Product(s):	**HMO**
Market Segment:	**Small Group**
Rate Effective Date:	**1/1/2023**

Table 5. Development of the Projected Index Rate, Market-Adjusted Index Rate, and Total Allowed Claims

Development of the Projected Index Rate	Actual Experience Data	Manual Data	
Total Allowed EHB Claims + EHB Capitation PMPM (net of prescription drug rebates) PMPM	$ 501.61	$ 526.28	<- Actual Experience PMPM should be consistent with the Index Rate for Experience Period on URRT
Two year trend projection Factor	1.124	1.124	
Unadjusted Projected Allowed EHB Claims PMPM	$ 563.76	$ 591.49	
Single Risk Pool Adjustment Factors			
Change in Morbidity - Impact of Reinsurance Program	1.000	1.000	
Change in Morbidity - All Other		1.000	<- See URRT Instructions
Total Non-Morbidity Changes	0.000	0.966	
Change in Demographics		1.005	<- See URRT Instructions
Change in Network		0.961	
Change in Benefits		1.000	<- See URRT Instructions
Change in Other		1.000	<- See URRT Instructions
Total Adjusted Projected Allowed EHB Claims PMPM	$ -	$ 571.31	
Credibility Factors	0%	100%	<- See Instructions
Blended Projected EHB Claims PMPM		**$ 571.31**	**<- Projected Index Rate**
Development of the Market-Adjusted Index Rate and Total Allowed Claims			
Adjusted Projected Allowed EHB Claims PMPM	$ 571.31	<- Index Rate for Projection Period on URRT	
Projected Paid to Allowed Ratio	0.764		
Projected Incurred EHB Claims PMPM	$ 436.27		
Market-wide Adjustments			
Projected Incurred Risk Adjustment PMPM	-$20.68		
Projected Incurred Exchange User Fees PMPM	$0.00		
Projected Incurred Reinsurance Recoveries PMPM	$0.00		
Market-Adjusted Projected Incurred EHB Claims PMPM	$ 456.95		
Market-Adjusted Projected Allowed EHB Claims PMPM	$ 598.39	<- Market-Adjusted Index Rate	
Projected Allowed Non-EHB Claims PMPM	$ 5.67		
Market-Adjusted Projected Incurred Total Claims PMPM	$ 461.28		
Market-Adjusted Projected Allowed Total Claims PMPM	$ 604.06		

For Informational Purposes only - No input required.

Blended Base Period Unadjusted Claims before Normalization	**$ 526.28**	**<- Index Rate of Experience Period on URRT**
Blended Earned Premium	**$ 1,207,866,070.03**	
Blended Loss Ratio	**77.61%**	

Table 5A. Small Group Projected Index Rate with Quarterly Trend

Effective Date	1/1/2023	4/1/2023	7/1/2023	10/1/2023	Total Single Risk Pool
# of Member Months Renewing in Quarter	439,994	246,941	204,408	320,360	1,211,793
Adjusted Projected Allowed EHB Claims PMPM	$ 571.31	$ 571.31	$ 571.31	$ 571.31	$ 571.31
Months of Trend	-	3	6	9	
Annual Trend	6.14%	6.14%	6.14%	6.14%	
Single Risk Pool Projected Allowed Claims	$ 571.31	$ 579.87	$ 588.57	$ 597.40	$ 582.86
Quarterly Trend Factor	1.000	1.015	1.030	1.046	1.020

Table 6. Retention

Retention Items - *Express in percentages*	Percentages	PMPM Amounts
Administrative Expenses	15.34%	$86.22
General and Claims	9.57%	$53.80
Agent/Broker Fees and Commissions	4.97%	$27.92
Quality Improvement Initiatives	0.80%	$4.50
Taxes and Fees	0.61%	$3.44
Risk Adjustment User Fee	0.04%	$0.22
PCORI Fee	0.04%	$0.23
PA Premium & Other Taxes (if applicable)	0.00%	$0.00
Federal Income Tax	0.53%	$2.99
Health Insurance Providers Fee (Prorated for Small Groups only)	0.00%	$0.00
Profit/Contingency (after tax)	2.00%	$11.24
Total Retention	17.95%	$100.90
Projected Required Revenue PMPM	$ 562.17	

Table 7. Normalized Market-Adjusted Projected Allowed Total Claims

Normalization Factors	2022	2023
Average Age Factor	1.510	1.516
Average Geographic Factor	1.000	1.000
Average Tobacco Factor	1.008	1.008
Average Benefit Richness (induced demand)	1.000	1.000
Average Network Factor	1.000	1.000
Market-Adjusted Projected Allowed Total Claims PMPM	$ 598.65	$ 604.06
Normalized Market-Adjusted Projected Allowed Total Claims PMPM	$ 393.53	$ 395.56

Table 8. Components of Rate Change

Rate Components	2022	2023	Difference	Percent Change
A. Calibrated Plan Adjusted Index Rate (PMPM)	$ 372.08	$ 372.79	$ 0.71	0.2%
B. Base period allowed claims before normalization	$ 471.36	$ 526.28	$ 54.92	14.8%
C. Normalization factor component of change	$ (161.51)	$ (181.66)	$ (20.15)	-5.4%
D. Change in Normalized Allowed Claims Adjustment Components				
D1. Base period allowed claims after normalization	$ 309.85	$ 344.63	$ 34.77	9.3%
D2. URRT Trend	$ 54.24	$ 42.70	$ (11.54)	-3.1%
D3. URRT Morbidity	$ 18.93	$ -	$ (18.93)	-5.1%
D4. URRT Other	$ (11.90)	$ (13.22)	$ (1.32)	-0.4%
D5. Normalized URRT Risk Adjustment on an allowed basis	$ 18.69	$ 17.73	$ (0.96)	-0.3%
D6. Normalized Exchange User Fee on an allowed basis	$ -	$ -	$ -	0.0%
D7. Normalized Reinsurance Recoveries on an allowed basis	$ -	$ -	$ -	0.0%
D8. Subtotal - Sum(D1:D7)	$ 389.82	$ 391.84	$ 2.02	0.5%
E. Change in Allowable Plan Adjusted Level Components				
E1. Network	$ 0.00	$ -	$ (0.00)	0.0%
E2. Pricing AV	$ (88.26)	$ (92.62)	$ (4.36)	-1.2%
E3. Benefit Richness	$ 0.00	$ (0.00)	$ (0.00)	0.0%
E4. Catastrophic Eligibility	$ -	$ -	$ -	0.0%
E5. Subtotal - Sum(E1:E4)	$ (88.26)	$ (92.62)	$ (4.36)	-1.2%
F. Change in Retention Components				
F1. Administrative Expenses	$ 57.06	$ 57.17	$ 0.11	0.0%
F2. Taxes and Fees	$ 2.21	$ 2.28	$ 0.07	0.0%
F3. Profit and/or Contingency	$ 7.11	$ 7.45	$ 0.34	0.1%
F4. Subtotal - Sum(F1:F3)	$ 66.39	$ 66.91	$ 0.52	0.1%
G. Change in Miscellaneous Items	$ -	$ -	$ -	0.0%
H. Sum of Components of Rate Change (should approximate the change shown in line A)	$ 367.95	$ 366.13	$ (1.82)	-0.5%

Table 9. Year-over-Year Data to Support Table 8

	2022	2023	
Paid-to-Allowed	0.774	0.764	
URRT Trend (Total Applied Trend Factor)	1.175	1.124	<- URRT W1, S2
URRT Morbidity	1.052	1.000	<- URRT W1, S2
URRT "Other"	0.969	0.966	<- URRT W1, S2
Risk Adjustment	$ 22.00	$ 20.68	<- URRT W1, S3
Exchange User Fee	$ -	$ -	<- URRT W1, S3
Reinsurance Recoveries	$ -	$ -	<- URRT W1, S3
Capitation	$ -	$ -	<- URRT W1, S2
Network	1.000	1.000	
Pricing AV	0.774	0.764	<- For 2022 in cell J81, please include a factor equal to the product of the average Pricing AV and the Non-Funding of CSR Adjustme
Benefit Richness	1.000	1.000	
Catastrophic Eligibility	1.000	1.000	
Administrative Expenses	15.34%	15.34%	
Taxes and Fees	0.50%	0.61%	
Profit and/or Contingency	1.91%	2.00%	

PA Rate Template Part III

Table 10. Plan Rates

Carrier Name:	Keystone Health Plan East
Product(s):	HMO
Market Segment:	Small Group
Date Effective Date:	1/1/2022
Base Period Start Date	1/1/2021
Date of Most Recent Membership:	2/1/2022
Market Adjusted Index Rate:	$ 598.38

Calibration	
Age Calibration Factor	1.148
Geographic Calibration Factor	1.000
Tobacco Calibration Factor	1.000
Aggregate Calibration Factor	1.148

Total Covered Lives @ 02-01-2022
97,932

Plan Number	HIOS Plan ID (Standard Component)	Product Type (HMO, POS, PPO, HPO, Indemnity, Other)	1/1/2022 Plan Marketing Name	Existing, Modified, New, Discontinued & Mapped, Discontinued & Not Mapped for 2020 or 2021	1/1/2020 HIOS Plan ID (if 1/1/2022 Plan Discontinued & Mapped)	Metallic Tier	Metallic Tier Actuarial Value	Standard AV, Approach (1), Approach (2)	Exchange On/Off or Off	45 CFR Part 156.0 (d) (2) Allowable Factors: Pricing AV (company actuarial AV)	Benefit Richness (actuarial demand)	Benefits in addition to EHB	Provider Network	Catastrophic Eligibility	Risk Pooling of CSR Adjustment	Pure Premium	Admin Costs	Taxes & Fees (not including Exchange Fees)	Profit or Confirmation	Total Covered Lives Mapped into 2022 Plan for 2020 or 2021	Total Projected Lives	2022 Calibrated Plan Adjusted Rate PMPM	2021 Calibrated Plan Adjusted Rate PMPM	Proposed Rate Change Compared to 12 months	% of Total Covered Lives	02-01-2022 Number of Covered Lives by Rating Area: 1	2	3	4	5	6	7	8	9	Total	2020 Continued/ Discontinued Values
Totals - Current Membership:							0.790			0.764	1.000	1.000	1.000	1.000	1.000	$ 467.12	15.3%	0.6%	2.0%	97,932	97,932	$ 572.06	$ 572.06	0.0%									97,932		97,932	
Total - Projected Membership:							0.790			0.764	1.000	1.000	1.000	1.000	1.000	$ 467.12	15.3%	0.6%	2.0%	-																
Platinum Plan	HMOPA0230015	TRADITIONAL	TRADITIONAL	NEW	TRADITIONAL	Platinum	0.9	N/A	N/A	N/A	N/A	N/A	N/A	N/A	N/A	N/A	N/A	N/A	N/A	-		N/A	N/A	N/A												
Plan 1	HMOPA0230015	HMO	Keystone HMO Platinum Preferred 150/50/$400	1		Platinum	0.9	0.9	1	0.953	1.116	1.010	1.051	1.000	1.000	$676.38	15.3%	0.6%	2.0%	1,529	1,529	$ 549.16	$ 566.08	3.0%									1,529	1,529	1	
Plan 2	HMOPA0230015	HMO	Keystone HMO Platinum Preferred 150/50/$400	2		Platinum	0.9	0.9	1	0.953	1.116	1.010	1.051	1.000	1.000	$676.38	15.3%	0.6%	2.0%	1,529	1,529	$ 549.16	$ 566.08	3.0%									1,529	1,529	1	
Plan 3	HMOPA0230015	HMO	Keystone HMO Gold Preferred 150/50/$400	4		Gold	0.8	0.8	1	0.906	1.012	1.000	1.051	1.000	1.000	$616.14	15.3%	0.6%	2.0%	16,485	16,485	$ 495.46	$ 501.06	1.1%									16,485	16,485	1	
Plan 4	HMOPA0230015	HMO	Keystone HMO Gold Classic SL 100/50/$400	5		Gold	0.8	0.8	1	0.872	0.926	1.000	1.051	1.000	1.000	$616.14	15.3%	0.6%	2.0%	429	429	$ 446.26	$ 446.26	0.0%									429	429	1	
Plan 5	HMOPA0230015	HMO	Keystone HMO Silver Classic SL 700/50/$0/70%	6		Silver	0.7	0.7	1	0.688	0.869	1.000	1.051	1.000	1.000	$551.78	15.3%	0.6%	2.0%	1,004	1,004	$ 396.16	$ 404.16	-2.0%									1,004	1,004	1	
Plan 6	HMOPA0230015	HMO	Keystone HMO Silver Classic SL 700/50/$0/70%	7		Silver	0.7	0.7	1	0.702	0.902	1.000	1.051	1.000	1.000	$551.78	15.3%	0.6%	2.0%	1,296	1,296	$ 396.16	$ 401.16	-1.6%									1,296	1,296	1	
Plan 7	HMOPA0230015	HMO	Keystone HMO Bronze Business SP 500/70%/$0/$750	8		Bronze	0.6	0.6	1	0.522	0.924	1.000	1.051	1.000	1.000	$414.76	15.3%	0.6%	2.0%	2,153	2,153	$ 297.76	$ 301.76	-1.3%									2,153	2,153	1	
Plan 8	HMOPA0230015	HMO	Keystone HMO Bronze Classic SL 700/50/$0/70%	9		Bronze	0.6	0.6	1	0.496	0.798	1.000	1.051	1.000	1.000	$414.76	15.3%	0.6%	2.0%	1,964	1,964	$ 297.76	$ 301.76	-1.3%									1,964	1,964	1	
Plan 9	HMOPA0230015	HMO	Keystone DPOS Platinum Preferred 150/50/$400	3		Platinum	0.9	0.9	1	0.953	1.116	1.010	1.051	1.000	1.000	$676.38	15.3%	0.6%	2.0%	2,244	2,244	$ 549.16	$ 566.08	3.0%									2,244	2,244	1	
Plan 10	HMOPA0230015	HMO	Keystone DPOS Gold Preferred 150/50/$400	10		Gold	0.8	0.8	1	0.906	1.012	1.000	1.051	1.000	1.000	$616.14	15.3%	0.6%	2.0%	3,215	3,215	$ 495.46	$ 501.06	1.1%									3,215	3,215	1	
Plan 11	HMOPA0230015	HMO	Keystone DPOS Gold Classic SL 100/50/$400/70%	11		Gold	0.8	0.8	1	0.872	0.926	1.000	1.051	1.000	1.000	$616.14	15.3%	0.6%	2.0%	1,296	1,296	$ 446.26	$ 446.26	0.0%									1,296	1,296	1	
Plan 12	HMOPA0230015	HMO	Keystone DPOS Silver Classic SL 700/50/$0/70%	12		Silver	0.7	0.7	1	0.688	0.869	1.000	1.051	1.000	1.000	$551.78	15.3%	0.6%	2.0%	1,296	1,296	$ 396.16	$ 404.16	-2.0%									1,296	1,296	1	
Plan 13	HMOPA0230015	HMO	Keystone DPOS Silver Classic SL 700/50/$0/70%	13		Silver	0.7	0.7	1	0.702	0.902	1.000	1.051	1.000	1.000	$551.78	15.3%	0.6%	2.0%	1,296	1,296	$ 396.16	$ 401.16	-1.6%									1,296	1,296	1	
Plan 14	HMOPA0230015	HMO	Keystone DPOS Bronze Business SP 500/70%/$0/$750	14		Bronze	0.6	0.6	1	0.522	0.924	1.000	1.051	1.000	1.000	$414.76	15.3%	0.6%	2.0%	296	296	$ 297.76	$ 301.76	-1.3%									296	296	1	
Plan 15	HMOPA0230015	HMO	Keystone HMO Gold Protector	15		Gold	0.8	0.8	1	0.831	1.007	1.000	0.894	1.000	1.000	$584.24	15.3%	0.6%	2.0%	33,985	33,985	$ 471.76	$ 481.76	-2.0%									33,985	33,985	1	
Plan 16	HMOPA0230015	HMO	Keystone HMO Silver Protector	16		Silver	0.7	0.7	1	0.684	0.963	1.000	0.894	1.000	1.000	$547.14	15.3%	0.6%	2.0%	32,671	32,671	$ 393.66	$ 403.16	-2.2%									32,671	32,671	1	
Plan 17	HMOPA0230017	HMO	Keystone HMO Gold Classic SL 500/50/$0/100%	17		Gold	0.8	0.8	1	0.831	1.007	1.000	1.051	1.000	1.000	$616.14	15.3%	0.6%	2.0%	307	307	$ 528.56	$ 523.16	1.0%									307	307	1	
Plan 18	HMOPA0230017	HMO	Keystone HMO Silver Classic SL 500/50/$0/100%	18		Silver	0.7	0.7	1	0.684	0.963	1.000	1.051	1.000	1.000	$551.78	15.3%	0.6%	2.0%	876	876	$ 421.26	$ 425.26	-0.9%									876	876	1	
Plan 19	HMOPA0230015	HMO	Keystone HMO Bronze Business SP 500/70%/$0/$750	19	HMOPA0230009	Bronze	0.6	0.6	1	0.522	0.924	1.000	1.051	1.000	1.000	$414.76	15.3%	0.6%	2.0%	1,180	1,180	$ 317.76	$ 321.76	-1.2%									1,180	1,180	1	
Plan 20	HMOPA0230015	HMO	Keystone HMO Platinum Preferred 150/50/$400	20		Platinum	0.9	0.9	1	0.953	1.116	1.010	1.051	1.000	1.000	$676.38	15.3%	0.6%	2.0%	852	852	$ 549.16	$ 555.16	1.1%									852	852	1	
Plan 21	HMOPA0230015	HMO	Keystone HMO Gold Secure SL 500/50/$0/$600	21	HMOPA0230009	Gold	0.8	0.8	1	0.831	1.007	1.000	1.051	1.000	1.000	$616.14	15.3%	0.6%	2.0%	766	766	$ 528.56	$ 532.56	-0.8%									766	766	1	
Plan 22	HMOPA0230015	HMO	Keystone HMO Silver Protector Value	22		Silver	0.7	0.7	1	0.684	0.963	1.000	1.051	1.000	1.000	$551.78	15.3%	0.6%	2.0%	1,360	1,360	$ 396.16	$ 401.16	-1.2%									1,360	1,360	1	
Plan 23	HMOPA0230015	HMO	Keystone HMO Platinum Preferred 25/50/$400	23		Platinum	0.9	0.9	1	0.953	1.116	1.010	1.051	1.000	1.000	$676.38	15.3%	0.6%	2.0%	57	57	$ 549.16	$ 566.08	3.0%									57	57	1	
Plan 24																50.00				-		0	0	0.0%									-		-	0
Plan 25																50.00				-		0	0	0.0%									-		-	0
Plan 26																50.00				-		0	0	0.0%									-		-	0
Plan 27																50.00				-		0	0	0.0%									-		-	0
Plan 28																50.00				-		0	0	0.0%									-		-	0
Plan 29																50.00				-		0	0	0.0%									-		-	0
Plan 30																50.00				-		0	0	0.0%									-		-	0
Plan 31																50.00				-		0	0	0.0%									-		-	0
Plan 32																50.00				-		0	0	0.0%									-		-	0
Plan 33																50.00				-		0	0	0.0%									-		-	0
Plan 34																50.00				-		0	0	0.0%									-		-	0
Plan 35																50.00				-		0	0	0.0%									-		-	0
Plan 36																50.00				-		0	0	0.0%									-		-	0
Plan 37																50.00				-		0	0	0.0%									-		-	0
Plan 38																50.00				-		0	0	0.0%									-		-	0
Plan 39																50.00				-		0	0	0.0%									-		-	0
Plan 40																50.00				-		0	0	0.0%									-		-	0
Plan 41																50.00				-		0	0	0.0%									-		-	0
Plan 42																50.00				-		0	0	0.0%									-		-	0
Plan 43																50.00				-		0	0	0.0%									-		-	0
Plan 44																50.00				-		0	0	0.0%									-		-	0
Plan 45																50.00				-		0	0	0.0%									-		-	0
Plan 46																50.00				-		0	0	0.0%									-		-	0
Plan 47																50.00				-		0	0	0.0%									-		-	0
Plan 48																50.00				-		0	0	0.0%									-		-	0
Plan 49																50.00				-		0	0	0.0%									-		-	0
Plan 50																50.00				-		0	0	0.0%									-		-	0
Plan 51																50.00				-		0	0	0.0%									-		-	0
Plan 52																50.00				-		0	0	0.0%									-		-	0
Plan 53																50.00				-		0	0	0.0%									-		-	0
Plan 54																50.00				-		0	0	0.0%									-		-	0
Plan 55																50.00				-		0	0	0.0%									-		-	0
Plan 56																50.00				-		0	0	0.0%									-		-	0
Plan 57																50.00				-		0	0	0.0%									-		-	0
Plan 58																50.00				-		0	0	0.0%									-		-	0
Plan 59																50.00				-		0	0	0.0%									-		-	0
Plan 60																50.00				-		0	0	0.0%									-		-	0
Plan 61																50.00				-		0	0	0.0%									-		-	0
Plan 62																50.00				-		0	0	0.0%									-		-	0
Plan 63																50.00				-		0	0	0.0%									-		-	0
Plan 64																50.00				-		0	0	0.0%									-		-	0
Plan 65																50.00				-		0	0	0.0%									-		-	0
Plan 66																50.00				-		0	0	0.0%									-		-	0
Plan 67																50.00				-		0	0	0.0%									-		-	0
Plan 68																50.00				-		0	0	0.0%									-		-	0
Plan 69																50.00				-		0	0	0.0%									-		-	0
Plan 70																50.00				-		0	0	0.0%									-		-	0
Plan 71																50.00				-		0	0	0.0%									-		-	0
Plan 72																50.00				-		0	0	0.0%									-		-	0
Plan 73																50.00				-		0	0	0.0%									-		-	0
Plan 74																50.00				-		0	0	0.0%									-		-	0
Plan 75																50.00				-		0	0	0.0%									-		-	0
Plan 76																50.00				-		0	0	0.0%									-		-	0
Plan 77																50.00				-		0	0	0.0%									-		-	0
Plan 78																50.00				-		0	0	0.0%									-		-	0
Plan 79																50.00				-		0	0	0.0%									-		-	0
Plan 80																50.00				-		0	0	0.0%									-		-	0
Plan 81																50.00				-		0	0	0.0%									-		-	0
Plan 82																50.00				-		0	0	0.0%									-		-	0
Plan 83																50.00				-		0	0	0.0%									-		-	0
Plan 84																50.00				-		0	0	0.0%									-		-	0
Plan 85																50.00				-		0	0	0.0%									-		-	0
Plan 86																50.00				-		0	0	0.0%									-		-	0
Plan 87																50.00				-		0	0	0.0%									-		-	0
Plan 88																50.00				-		0	0	0.0%									-		-	0
Plan 89																50.00				-		0	0	0.0%									-		-	0
Plan 90																50.00				-		0	0	0.0%									-		-	0
Plan 91																50.00				-		0	0	0.0%									-		-	0
Plan 92																50.00				-		0	0	0.0%									-		-	0
Plan 93																50.00				-		0	0	0.0%									-		-	0
Plan 94																50.00				-		0	0	0.0%									-		-	0
Plan 95																50.00				-		0	0	0.0%									-		-	0
Plan 96																50.00				-		0	0	0.0%									-		-	0
Plan 97																50.00				-		0	0	0.0%									-		-	0
Plan 98																50.00				-		0	0	0.0%									-		-	0
Plan 99																50.00				-		0	0	0.0%									-		-	0
Plan 100																50.00				-		0	0	0.0%									-		-	0
Plan 101																50.00				-		0	0	0.0%									-		-	0
Plan 102																50.00				-		0	0	0.0%									-		-	0
Plan 103																50.00				-		0	0	0.0%									-		-	0

PA Rate Template Part IV B - Small Group Annual

Table 11. Plan Premium Development for 21 Year-Old Non-Tobacco User

Carrier Name:	Keystone HealthPlan East
Product:	Keystone
Market Segment:	Small Group
Rate Effective Date:	1/1/2023

	Base Premium Rate	Trend Factor	Plan Adjustment Factor Rating Area 1	Plan Adjustment Factor Rating Area 2	Plan Adjustment Factor Rating Area 3	Rating Area	Average Completed Rate
Carrier	Plan Premium Rate Rating Area 1						Plan Premium Rate Rating Area 2
[illegible]	[illegible]	[illegible]	[illegible]	[illegible]	[illegible]	[illegible]	[illegible]

PA Rate Quarterly Template Part V
Consumer Factors

Carrier Name:	**Keystone Health Plan East**
Product(s):	**HMO**
Market Segment:	**Small Group**
Rate Effective Date:	**1/1/2023**

Table 12. Age and Tobacco Factors

Projection Period Age and Tobacco Factors					
Age Band	Age Factor	Tobacco Factor	Age Band	Age Factor	Tobacco Factor
0-14	0.765		40	1.278	1.225
15	0.833		41	1.302	1.225
16	0.859		42	1.325	1.225
17	0.885		43	1.357	1.225
18	0.913		44	1.397	1.225
19	0.941		45	1.444	1.225
20	0.970		46	1.500	1.225
21	1.000	1.125	47	1.563	1.225
22	1.000	1.125	48	1.635	1.225
23	1.000	1.125	49	1.706	1.225
24	1.000	1.125	50	1.786	1.375
25	1.004	1.125	51	1.865	1.375
26	1.024	1.125	52	1.952	1.375
27	1.048	1.125	53	2.040	1.375
28	1.087	1.125	54	2.135	1.375
29	1.119	1.125	55	2.230	1.375
30	1.135	1.175	56	2.333	1.375
31	1.159	1.175	57	2.437	1.375
32	1.183	1.175	58	2.548	1.375
33	1.198	1.175	59	2.603	1.375
34	1.214	1.175	60	2.714	1.375
35	1.222	1.175	61	2.810	1.375
36	1.230	1.175	62	2.873	1.375
37	1.238	1.175	63	2.952	1.375
38	1.246	1.175	64+	3.000	1.375
39	1.262	1.175			

*PA follows the federal default age curve.

Table 13. Geographic Factors

Geographic Area Factors			
Area	Counties	Current Factor	Proposed Factor
Rating Area 1			
Rating Area 2			
Rating Area 3			
Rating Area 4			
Rating Area 5			
Rating Area 6			
Rating Area 7			
Rating Area 8	Bucks, Chester, Delaware, Philadelphia, Montgomery	1.000	1.000
Rating Area 9			

Table 14. Network Factors

Projection Period Network Factors				
Network Name	Rating Area	Current Factor	Proposed Factor	Approval Date
Proactive	Rating Area 8	1.000	1.000	8/12/2013
Keystone	Rating Area 8	1.100	1.100	3/11/1987

Company Name: Keystone Health Plan East, Inc.
Market: Small Group
Product: HMO
Effective Date of Rates: January 1, 2023 **Ending date of Rates:** March 31, 2023

HIOS Plan ID (On Exchange)=>																																		
HIOS Plan ID (Off Exchange)=>	33871PA0100020		33871PA0100021		33871PA0100022		33871PA0100023		33871PA0100024		33871PA0100025		33871PA0100026		33871PA0100044		33871PA0100045		33871PA0100047		33871PA0100049		33871PA0100050		33871PA0100052		33871PA0100053		33871PA0110011		33871PA0110012		33871PA0110013		33871PA0110014		33871PA0110019	
Plan Marketing Name =>	HMO Platinum Preferred $10/		HMO Platinum Preferred $20/		ne HMO Gold Preferred $40/$8		HMO Gold Classic $1,500/$30/		HMO Silver Classic $4,750/$40		HMO Silver Classic $3,750/$40		Bronze Essential $7,500/$7		Keystone HMO Gold Proactive		Keystone HMO Silver Proactive		HMO Gold Classic $2,500/$40/		HMO Silver Secure $5,000/$50/		HMO Platinum Preferred $25/		stone HMO Silver Proactive Va		HMO Platinum Preferred $5/		DPOS Platinum Preferred $10/		DPOS Platinum Preferred $20/		e DPOS Gold Preferred $40/$		DPOS Gold Classic $1,500/$30		DPOS Silver Classic $3,750/$40	
Form # =>	KE 670 SG EXC-OFF Rev. 1.23		KE 670 SG EXC-OFF Rev. 1.23		KE 670 SG EXC-OFF Rev. 1.23		KE 670 SG EXC-OFF Rev. 1.23		KE 670 SG EXC-OFF Rev. 1.23		KE 670 SG EXC-OFF Rev. 1.23		KE 670 SG EXC-OFF Rev. 1.23		E 670 SG EXC-OFF.Tier Rev. 1.2		E 670 SG EXC-OFF.Tier Rev. 1.2		KE 670 SG EXC-OFF Rev. 1.23		KE 670 SG EXC-OFF Rev. 1.23		KE 670 SG EXC-OFF Rev. 1.23		E 670 SG EXC-OFF.Tier Rev. 1.2		KE 670 SG EXC-OFF Rev. 1.23		670 SG EXC-OFF.Direct Rev. 1.		670 SG EXC-OFF.Direct Rev. 1.		670 SG EXC-OFF.Direct Rev. 1.		670 SG EXC-OFF.Direct Rev. 1.		670 SG EXC-OFF.Direct Rev. 1.	
Rating Area =>	8		8		8		8		8		8		8		8		8		8		8		8		8		8		8		8		8		8		8	
Network =>	ystone Health Plan East Netwo		ystone Health Plan East Netwo		ystone Health Plan East Netwo		ystone Health Plan East Netwo		ystone Health Plan East Netwo		ystone Health Plan East Netwo		ystone Health Plan East Netwo		Proactive Network		Proactive Network		ystone Health Plan East Netwo		ystone Health Plan East Netwo		ystone Health Plan East Netwo		Proactive Network		ystone Health Plan East Netwo		ystone Health Plan East Netwo		ystone Health Plan East Netwo		ystone Health Plan East Netwo		ystone Health Plan East Netwo	
Metal =>	Platinum		Platinum		Gold		Gold		Silver		Silver		Bronze		Gold		Silver		Gold		Silver		Platinum		Silver		Platinum		Platinum		Platinum		Gold		Gold		Silver	
Deductible =>	$0		$0		$0		$1,500		$4,750		$3,750		$7,500		$0		$0/$6000/$6000		$2,500		$5,000		$0		$1500/$6000/$6000		$0		$0		$0		$0		$1,500		$3,750	
Coinsurance =>	0%		0%		0%		10%		30%		50%		50%		0%/20%/30%		0%/5%/10%		0%		0%		0%		0%/5%/10%		0%		0%		0%		0%		10%		50%	
Copays =>	$10/$20		$20/$40		$40/$80		$30 no ded/$60 no ded		$40 no ded/$80 no ded		$40 no ded/$80 no ded		$70 no ded/$140 no ded		$15/$40, $30/$60, $45/$80		o ded/$140 no ded, $80 no de		$40 no ded/$80 no ded		$50 no ded/$100 no ded		$25/$50		o ded/$140 no ded, $80 no de		$5/$15		$10/$20		$20/$40		$40/$80		$30 no ded/$60 no ded		$40 no ded/$80 no ded	
OOP Maximum =>	$3,500		$4,000		$9,100		$8,000		$9,100		$9,100		$9,100		$9,100		$9,100		$7,000		$9,100		$4,500		$9,100		$5,500		$3,500		$4,000		$9,100		$8,000		$9,100	
Pediatric Dental (Yes/No) =>	Yes		Yes		Yes		Yes		Yes		Yes		Yes		Yes		Yes		Yes		Yes		Yes		Yes		Yes		Yes		Yes		Yes		Yes		Yes	
Age Band	Non-Tobacco	Tobacco	Non-Tobacco	Tobacco	Non-Tobacco	Tobacco	Non-Tobacco	Tobacco	Non-Tobacco	Tobacco	Non-Tobacco	Tobacco	Non-Tobacco	Tobacco	Non-Tobacco	Tobacco	Non-Tobacco	Tobacco	Non-Tobacco	Tobacco	Non-Tobacco	Tobacco	Non-Tobacco	Tobacco	Non-Tobacco	Tobacco	Non-Tobacco	Tobacco	Non-Tobacco	Tobacco	Non-Tobacco	Tobacco	Non-Tobacco	Tobacco	Non-Tobacco	Tobacco	Non-Tobacco	Tobacco
0 - 14	$412.33	$412.33	$399.63	$399.63	$316.44	$316.44	$319.94	$319.94	$257.49	$257.49	$261.61	$261.61	$194.59	$194.59	$300.55	$300.55	$224.26	$224.26	$330.74	$330.74	$232.02	$232.02	$389.19	$389.19	$214.72	$214.72	$396.43	$396.43	$431.41	$431.41	$416.57	$416.57	$330.74	$330.74	$333.20	$333.20	$273.00	$273.00
15	$448.98	$448.98	$435.15	$435.15	$344.57	$344.57	$348.38	$348.38	$280.38	$280.38	$284.86	$284.86	$211.89	$211.89	$327.26	$327.26	$244.19	$244.19	$360.14	$360.14	$252.64	$252.64	$423.79	$423.79	$233.81	$233.81	$431.67	$431.67	$469.76	$469.76	$453.60	$453.60	$360.14	$360.14	$362.81	$362.81	$297.26	$297.26
16	$462.99	$462.99	$448.73	$448.73	$355.33	$355.33	$359.25	$359.25	$289.13	$289.13	$293.75	$293.75	$218.50	$218.50	$337.48	$337.48	$251.82	$251.82	$371.38	$371.38	$260.53	$260.53	$437.02	$437.02	$241.10	$241.10	$445.14	$445.14	$484.42	$484.42	$467.76	$467.76	$371.38	$371.38	$374.14	$374.14	$306.54	$306.54
17	$477.01	$477.01	$462.32	$462.32	$366.08	$366.08	$370.12	$370.12	$297.88	$297.88	$302.64	$302.64	$225.12	$225.12	$347.69	$347.69	$259.44	$259.44	$382.62	$382.62	$268.41	$268.41	$450.24	$450.24	$248.40	$248.40	$458.62	$458.62	$499.09	$499.09	$481.92	$481.92	$382.62	$382.62	$385.46	$385.46	$315.82	$315.82
18	$492.10	$492.10	$476.94	$476.94	$377.66	$377.66	$381.83	$381.83	$307.31	$307.31	$312.22	$312.22	$232.24	$232.24	$358.69	$358.69	$267.65	$267.65	$394.73	$394.73	$276.90	$276.90	$464.49	$464.49	$256.26	$256.26	$473.13	$473.13	$514.88	$514.88	$497.17	$497.17	$394.73	$394.73	$397.66	$397.66	$325.81	$325.81
19	$507.19	$507.19	$491.57	$491.57	$389.24	$389.24	$393.55	$393.55	$316.73	$316.73	$321.79	$321.79	$239.36	$239.36	$369.69	$369.69	$275.85	$275.85	$406.83	$406.83	$285.40	$285.40	$478.73	$478.73	$264.12	$264.12	$487.64	$487.64	$530.67	$530.67	$512.41	$512.41	$406.83	$406.83	$409.85	$409.85	$335.81	$335.81
20	$522.82	$522.82	$506.72	$506.72	$401.24	$401.24	$405.67	$405.67	$326.49	$326.49	$331.71	$331.71	$246.74	$246.74	$381.08	$381.08	$284.36	$284.36	$419.37	$419.37	$294.19	$294.19	$493.49	$493.49	$272.26	$272.26	$502.66	$502.66	$547.02	$547.02	$528.20	$528.20	$419.37	$419.37	$422.48	$422.48	$346.15	$346.15
21	$538.99	$606.36	$522.39	$587.69	$413.65	$465.36	$418.22	$470.50	$336.59	$378.66	$341.97	$384.72	$254.37	$286.17	$392.87	$441.98	$293.15	$329.79	$432.34	$486.38	$303.29	$341.20	$508.75	$572.34	$280.68	$315.77	$518.21	$582.99	$563.94	$634.43	$544.54	$612.61	$432.34	$486.38	$435.55	$489.99	$356.86	$401.47
22	$538.99	$606.36	$522.39	$587.69	$413.65	$465.36	$418.22	$470.50	$336.59	$378.66	$341.97	$384.72	$254.37	$286.17	$392.87	$441.98	$293.15	$329.79	$432.34	$486.38	$303.29	$341.20	$508.75	$572.34	$280.68	$315.77	$518.21	$582.99	$563.94	$634.43	$544.54	$612.61	$432.34	$486.38	$435.55	$489.99	$356.86	$401.47
23	$538.99	$606.36	$522.39	$587.69	$413.65	$465.36	$418.22	$470.50	$336.59	$378.66	$341.97	$384.72	$254.37	$286.17	$392.87	$441.98	$293.15	$329.79	$432.34	$486.38	$303.29	$341.20	$508.75	$572.34	$280.68	$315.77	$518.21	$582.99	$563.94	$634.43	$544.54	$612.61	$432.34	$486.38	$435.55	$489.99	$356.86	$401.47
24	$538.99	$606.36	$522.39	$587.69	$413.65	$465.36	$418.22	$470.50	$336.59	$378.66	$341.97	$384.72	$254.37	$286.17	$392.87	$441.98	$293.15	$329.79	$432.34	$486.38	$303.29	$341.20	$508.75	$572.34	$280.68	$315.77	$518.21	$582.99	$563.94	$634.43	$544.54	$612.61	$432.34	$486.38	$435.55	$489.99	$356.86	$401.47
25	$541.15	$608.79	$524.48	$590.04	$415.30	$467.22	$419.89	$472.38	$337.94	$380.18	$343.34	$386.26	$255.39	$287.31	$394.44	$443.75	$294.32	$331.11	$434.07	$488.33	$304.50	$342.57	$510.79	$574.63	$281.80	$317.03	$520.28	$585.32	$566.20	$636.97	$546.72	$615.06	$434.07	$488.33	$437.29	$491.95	$358.29	$403.07
26	$551.93	$620.92	$534.93	$601.79	$423.58	$476.52	$428.26	$481.79	$344.67	$387.75	$350.18	$393.95	$260.47	$293.03	$402.30	$452.59	$300.19	$337.71	$442.72	$498.06	$310.57	$349.39	$520.96	$586.08	$287.42	$323.34	$530.65	$596.98	$577.47	$649.66	$557.61	$627.31	$442.72	$498.06	$446.00	$501.75	$365.42	$411.10
27	$564.86	$635.47	$547.46	$615.90	$433.51	$487.69	$438.29	$493.08	$352.75	$396.84	$358.38	$403.18	$266.58	$299.90	$411.73	$463.19	$307.22	$345.62	$453.09	$509.73	$317.85	$357.58	$533.17	$599.82	$294.15	$330.92	$543.08	$610.97	$591.01	$664.89	$570.68	$642.01	$453.09	$509.73	$456.46	$513.51	$373.99	$420.74
28	$585.88	$659.12	$567.84	$638.82	$449.64	$505.84	$454.61	$511.43	$365.87	$411.61	$371.72	$418.19	$276.50	$311.06	$427.05	$480.43	$318.65	$358.49	$469.95	$528.70	$329.68	$370.89	$553.03	$622.14	$305.10	$343.24	$563.29	$633.71	$613.30	$689.63	$591.91	$665.90	$469.95	$528.70	$473.44	$532.62	$387.94	$436.40
29	$603.13	$678.52	$584.55	$657.62	$462.87	$520.73	$467.99	$526.49	$376.64	$423.72	$382.66	$430.50	$284.64	$320.22	$439.62	$494.57	$328.03	$369.04	$483.79	$544.26	$339.38	$381.80	$569.29	$640.45	$314.08	$353.34	$579.88	$652.36	$631.05	$709.93	$609.34	$685.51	$483.79	$544.26	$487.38	$548.30	$399.33	$449.24
30	$611.75	$718.81	$592.91	$696.67	$469.49	$551.65	$474.68	$557.75	$382.03	$448.88	$388.14	$456.06	$288.71	$339.23	$445.91	$523.94	$332.73	$390.95	$490.71	$576.58	$344.23	$404.48	$577.43	$678.48	$318.57	$374.32	$588.17	$691.10	$640.07	$752.08	$618.05	$726.21	$490.71	$576.58	$494.35	$580.86	$405.04	$475.92
31	$624.69	$734.01	$605.45	$711.40	$479.42	$563.32	$484.72	$569.54	$390.11	$458.38	$396.34	$465.70	$294.81	$346.41	$455.34	$535.02	$339.76	$399.22	$501.08	$588.77	$351.51	$413.03	$589.64	$692.83	$325.31	$382.24	$600.61	$705.71	$653.61	$767.99	$631.12	$741.57	$501.08	$588.77	$504.80	$593.14	$413.60	$485.98
32	$637.63	$749.21	$617.99	$726.14	$489.35	$574.98	$494.75	$581.34	$398.19	$467.87	$404.55	$475.35	$300.92	$353.58	$464.77	$546.10	$346.80	$407.49	$511.46	$600.96	$358.79	$421.58	$601.85	$707.18	$332.04	$390.15	$613.04	$720.32	$667.14	$783.89	$644.19	$756.92	$511.46	$600.96	$515.26	$605.43	$422.17	$496.04
33	$645.71	$758.71	$625.82	$735.34	$495.55	$582.27	$501.03	$588.71	$403.23	$473.80	$409.68	$481.37	$304.74	$358.06	$470.66	$553.02	$351.19	$412.65	$517.94	$608.58	$363.34	$426.93	$609.48	$716.14	$336.25	$395.10	$620.82	$729.46	$675.60	$793.83	$652.36	$766.52	$517.94	$608.58	$521.79	$613.10	$427.52	$502.33
34	$654.33	$768.84	$634.18	$745.16	$502.17	$590.05	$507.72	$596.57	$408.62	$480.13	$415.15	$487.80	$308.81	$362.85	$476.94	$560.41	$355.88	$418.16	$524.86	$616.71	$368.19	$432.63	$617.62	$725.71	$340.75	$400.38	$629.11	$739.20	$684.62	$804.43	$661.07	$776.76	$524.86	$616.71	$528.76	$621.29	$433.23	$509.04
35	$658.65	$773.91	$638.36	$750.07	$505.48	$593.94	$511.06	$600.50	$411.31	$483.29	$417.89	$491.02	$310.84	$365.24	$480.09	$564.10	$358.23	$420.92	$528.32	$620.78	$370.62	$435.48	$621.69	$730.49	$342.99	$403.01	$633.25	$744.07	$689.13	$809.73	$665.43	$781.88	$528.32	$620.78	$532.24	$625.38	$436.08	$512.40
36	$662.96	$778.98	$642.54	$754.98	$508.79	$597.83	$514.41	$604.43	$414.01	$486.46	$420.62	$494.23	$312.88	$367.63	$483.23	$567.80	$360.57	$423.68	$531.78	$624.84	$373.05	$438.33	$625.76	$735.27	$345.24	$405.65	$637.40	$748.94	$693.65	$815.03	$669.78	$787.00	$531.78	$624.84	$535.73	$629.48	$438.94	$515.75
37	$667.27	$784.04	$646.72	$759.89	$512.10	$601.72	$517.76	$608.36	$416.70	$489.62	$423.36	$497.45	$314.91	$370.02	$486.37	$571.49	$362.92	$426.43	$535.24	$628.90	$375.47	$441.18	$629.83	$740.05	$347.48	$408.29	$641.54	$753.81	$698.16	$820.34	$674.14	$792.12	$535.24	$628.90	$539.21	$633.57	$441.79	$519.11
38	$671.58	$789.11	$650.90	$764.81	$515.41	$605.60	$521.10	$612.29	$419.39	$492.78	$426.09	$500.66	$316.95	$372.41	$489.52	$575.18	$365.26	$429.19	$538.70	$632.97	$377.90	$444.03	$633.90	$744.84	$349.73	$410.93	$645.69	$758.69	$702.67	$825.64	$678.50	$797.23	$538.70	$632.97	$542.70	$637.67	$444.65	$522.46
39	$680.21	$799.24	$659.26	$774.63	$522.03	$613.38	$527.79	$620.16	$424.78	$499.11	$431.57	$507.09	$321.01	$377.19	$495.80	$582.57	$369.96	$434.70	$545.61	$641.10	$382.75	$449.73	$642.04	$754.40	$354.22	$416.21	$653.98	$768.43	$711.69	$836.24	$687.21	$807.47	$545.61	$641.10	$549.66	$645.86	$450.36	$529.17
40	$688.83	$843.82	$667.61	$817.83	$528.64	$647.59	$534.49	$654.74	$430.16	$526.95	$437.04	$535.37	$325.08	$398.23	$502.09	$615.06	$374.65	$458.94	$552.53	$676.85	$387.60	$474.82	$650.18	$796.47	$358.71	$439.42	$662.27	$811.28	$720.72	$882.88	$695.92	$852.50	$552.53	$676.85	$556.63	$681.88	$456.07	$558.68
41	$701.76	$859.66	$680.15	$833.19	$538.57	$659.75	$544.52	$667.04	$438.24	$536.84	$445.24	$545.43	$331.19	$405.71	$511.52	$626.61	$381.68	$467.56	$562.91	$689.56	$394.88	$483.73	$662.39	$811.43	$365.45	$447.67	$674.71	$826.52	$734.25	$899.46	$708.99	$868.51	$562.91	$689.56	$567.09	$694.68	$464.63	$569.17
42	$714.16	$874.85	$692.17	$847.90	$548.09	$671.41	$554.14	$678.82	$445.98	$546.33	$453.11	$555.06	$337.04	$412.87	$520.55	$637.68	$388.42	$475.82	$572.85	$701.74	$401.86	$492.28	$674.09	$825.76	$371.90	$455.58	$686.63	$841.12	$747.22	$915.35	$721.52	$883.86	$572.85	$701.74	$577.10	$706.95	$472.84	$579.23
43	$731.41	$895.98	$708.88	$868.38	$561.32	$687.62	$567.52	$695.22	$456.75	$559.52	$464.05	$568.47	$345.18	$422.85	$533.12	$653.08	$397.80	$487.31	$586.69	$718.69	$411.56	$504.17	$690.37	$845.71	$380.88	$466.58	$703.21	$861.43	$765.27	$937.45	$738.94	$905.20	$586.69	$718.69	$591.04	$724.03	$484.26	$593.22
44	$752.97	$922.39	$729.78	$893.98	$577.87	$707.89	$584.25	$715.71	$470.22	$576.01	$477.73	$585.22	$355.35	$435.31	$548.84	$672.33	$409.53	$501.67	$603.98	$739.87	$423.70	$519.03	$710.72	$870.64	$392.11	$480.33	$723.94	$886.83	$787.82	$965.08	$760.72	$931.88	$603.98	$739.87	$608.46	$745.37	$498.53	$610.70
45	$778.30	$953.42	$754.33	$924.06	$597.31	$731.71	$603.91	$739.79	$486.04	$595.39	$493.80	$604.91	$367.31	$449.96	$567.30	$694.95	$423.31	$518.55	$624.30	$764.77	$437.95	$536.49	$734.64	$899.93	$405.30	$496.49	$748.30	$916.66	$814.33	$997.55	$786.32	$963.24	$624.30	$764.77	$628.93	$770.44	$515.31	$631.25
46	$808.49	$990.39	$783.59	$959.89	$620.48	$760.08	$627.33	$768.48	$504.89	$618.48	$512.96	$628.37	$381.56	$467.40	$589.31	$721.90	$439.73	$538.66	$648.51	$794.42	$454.94	$557.30	$763.13	$934.83	$421.02	$515.75	$777.32	$952.21	$845.91	$1,036.24	$816.81	$1,000.59	$648.51	$794.42	$653.33	$800.32	$535.29	$655.73
47	$842.44	$1,031.99	$816.50	$1,000.21	$646.53	$792.01	$653.68	$800.76	$526.09	$644.46	$534.50	$654.76	$397.58	$487.04	$614.06	$752.22	$458.19	$561.29	$675.75	$827.79	$474.04	$580.70	$795.18	$974.09	$438.70	$537.41	$809.96	$992.20	$881.44	$1,079.76	$851.12	$1,042.62	$675.75	$827.79	$680.76	$833.94	$557.77	$683.27
48	$881.25	$1,079.53	$854.11	$1,046.28	$676.32	$828.49	$683.79	$837.64	$550.32	$674.15	$559.12	$684.92	$415.89	$509.47	$642.34	$786.87	$479.30	$587.14	$706.88	$865.92	$495.88	$607.45	$831.81	$1,018.96	$458.91	$562.17	$847.27	$1,037.91	$922.04	$1,129.50	$890.32	$1,090.65	$706.88	$865.92	$712.12	$872.35	$583.47	$714.75
49	$919.52	$1,126.41	$891.20	$1,091.72	$705.69	$864.47	$713.48	$874.02	$574.22	$703.42	$583.40	$714.67	$433.96	$531.60	$670.24	$821.04	$500.11	$612.64	$737.57	$903.53	$517.41	$633.83	$867.93	$1,063.21	$478.84	$586.58	$884.07	$1,082.98	$962.08	$1,178.55	$928.99	$1,138.01	$737.57	$903.53	$743.05	$910.23	$608.80	$745.78
50	$962.64	$1,323.62	$932.99	$1,282.86	$738.78	$1,015.82	$746.94	$1,027.04	$601.15	$826.58	$610.76	$839.79	$454.30	$624.67	$701.67	$964.79	$523.57	$719.90	$772.16	$1,061.72	$541.68	$744.80	$908.63	$1,249.36	$501.29	$689.28	$925.52	$1,272.59	$1,007.20	$1,384.90	$972.55	$1,337.25	$772.16	$1,061.72	$777.89	$1,069.60	$637.35	$876.36
51	$1,005.22	$1,382.17	$974.26	$1,339.60	$771.46	$1,060.75	$779.98	$1,072.47	$627.74	$863.14	$637.77	$876.94	$474.40	$652.30	$732.70	$1,007.47	$546.72	$751.75	$806.31	$1,108.68	$565.64	$777.75	$948.82	$1,304.63	$523.47	$719.77	$966.46	$1,328.88	$1,051.75	$1,446.15	$1,015.57	$1,396.40	$806.31	$1,108.68	$812.30	$1,116.91	$665.54	$915.12
52	$1,052.11	$1,446.65	$1,019.71	$1,402.09	$807.44	$1,110.24	$816.37	$1,122.50	$657.02	$903.41	$667.53	$917.85	$496.53	$682.73	$766.88	$1,054.46	$572.23	$786.81	$843.93	$1,160.40	$592.02	$814.03	$993.08	$1,365.49	$547.89	$753.35	$1,011.55	$1,390.88	$1,100.81	$1,513.61	$1,062.94	$1,461.55	$843.93	$1,160.40	$850.19	$1,169.02	$696.59	$957.81
53	$1,099.54	$1,511.87	$1,065.68	$1,465.30	$843.85	$1,160.29	$853.17	$1,173.11	$686.64	$944.13	$697.62	$959.23	$518.91	$713.51	$801.45	$1,102.00	$598.03	$822.29	$881.97	$1,212.71	$618.71	$850.73	$1,037.85	$1,427.04	$572.59	$787.31	$1,057.15	$1,453.58	$1,150.44	$1,581.85	$1,110.86	$1,527.43	$881.97	$1,212.71	$888.52	$1,221.72	$727.99	$1,000.99
54	$1,150.74	$1,582.27	$1,115.30	$1,533.54	$883.14	$1,214.32	$892.90	$1,227.74	$718.62	$988.10	$730.11	$1,003.90	$543.08	$746.73	$838.78	$1,153.32	$625.88	$860.58	$923.05	$1,269.19	$647.52	$890.35	$1,086.18	$1,493.50	$599.25	$823.97	$1,106.38	$1,521.27	$1,204.01	$1,655.52	$1,162.59	$1,598.57	$923.05	$1,269.19	$929.90	$1,278.61	$761.90	$1,047.61
55	$1,201.95	$1,652.68	$1,164.93	$1,601.78	$922.44	$1,268.35	$932.63	$1,282.37	$750.60	$1,032.07	$762.59	$1,048.57	$567.25	$779.96	$876.10	$1,204.64	$653.72	$898.87	$964.12	$1,325.66	$676.34	$929.96	$1,134.51	$1,559.95	$625.92	$860.64	$1,155.61	$1,588.96	$1,257.59	$1,729.18	$1,214.32	$1,669.70	$964.12	$1,325.66	$971.28	$1,335.51	$795.80	$1,094.22
56	$1,257.46	$1,729.01	$1,218.74	$1,675.76	$965.05	$1,326.94	$975.71	$1,341.60	$785.26	$1,079.74	$797.82	$1,097.00	$593.45	$815.99	$916.57	$1,260.28	$683.92	$940.39	$1,008.65	$1,386.89	$707.58	$972.92	$1,186.91	$1,632.01	$654.83	$900.39	$1,208.98	$1,662.35	$1,315.67	$1,809.05	$1,270.41	$1,746.82	$1,008.65	$1,386.89	$1,016.14	$1,397.19	$832.55	$1,144.76
57	$1,313.52	$1,806.09	$1,273.06	$1,750.46	$1,008.07	$1,386.09	$1,019.20	$1,401.40	$820.27	$1,127.87	$833.38	$1,145.90	$619.90	$852.36	$957.42	$1,316.46	$714.41	$982.31	$1,053.61	$1,448.72	$739.12	$1,016.29	$1,239.82	$1,704.76	$684.02	$940.52	$1,262.88	$1,736.46	$1,374.32	$1,889.69	$1,327.04	$1,824.69	$1,053.61	$1,448.72	$1,061.44	$1,459.47	$869.67	$1,195.79
58	$1,373.35	$1,888.35	$1,331.05	$1,830.19	$1,053.98	$1,449.22	$1,065.62	$1,465.23	$857.63	$1,179.24	$871.34	$1,198.09	$648.13	$891.19	$1,001.03	$1,376.42	$746.95	$1,027.05	$1,101.60	$1,514.70	$772.78	$1,062.58	$1,296.30	$1,782.41	$715.17	$983.36	$1,320.40	$1,815.55	$1,436.92	$1,975.76	$1,387.49	$1,907.80	$1,101.60	$1,514.70	$1,109.78	$1,525.95	$909.28	$1,250.26
59	$1,402.99	$1,929.11	$1,359.78	$1,869.70	$1,076.73	$1,480.51	$1,088.63	$1,496.86	$876.14	$1,204.70	$890.15	$1,223.95	$662.13	$910.42	$1,022.64	$1,406.13	$763.07	$1,049.22	$1,125.38	$1,547.40	$789.46	$1,085.51	$1,324.28	$1,820.88	$730.61	$1,004.59	$1,348.90	$1,854.74	$1,467.94	$2,018.41	$1,417.44	$1,948.98	$1,125.38	$1,547.40	$1,133.74	$1,558.89	$928.91	$1,277.25
60	$1,462.82	$2,011.38	$1,417.77	$1,949.43	$1,122.65	$1,543.64	$1,135.05	$1,560.69	$913.51	$1,256.07	$928.11	$1,276.15	$690.36	$949.25	$1,066.25	$1,466.09	$795.61	$1,093.96	$1,173.37	$1,613.38	$823.13	$1,131.80	$1,380.75	$1,898.53	$761.77	$1,047.43	$1,406.42	$1,933.83	$1,530.53	$2,104.48	$1,477.88	$2,032.09	$1,173.37	$1,613.38	$1,182.08	$1,625.36	$968.52	$1,331.71
61	$1,514.56	$2,082.52	$1,467.92	$2,018.38	$1,162.36	$1,598.24	$1,175.20	$1,615.90	$945.82	$1,300.50	$960.94	$1,321.29	$714.78	$982.82	$1,103.96	$1,517.95	$823.75	$1,132.66	$1,214.88	$1,670.45	$852.24	$1,171.84	$1,429.59	$1,965.68	$788.71	$1,084.48	$1,456.17	$2,002.23	$1,584.67	$2,178.92	$1,530.16	$2,103.97	$1,214.88	$1,670.45	$1,223.90	$1,682.86	$1,002.78	$1,378.82
62	$1,548.52	$2,129.21	$1,500.83	$2,063.64	$1,188.42	$1,634.07	$1,201.55	$1,652.13	$967.02	$1,329.66	$982.48	$1,350.91	$730.81	$1,004.86	$1,128.72	$1,551.98	$842.22	$1,158.05	$1,242.11	$1,707.91	$871.35	$1,198.11	$1,461.64	$2,009.75	$806.39	$1,108.79	$1,488.82	$2,047.12	$1,620.20	$2,227.77	$1,564.46	$2,151.14	$1,242.11	$1,707.91	$1,251.34	$1,720.59	$1,025.26	$1,409.73
63	$1,591.10	$2,187.76	$1,542.10	$2,120.38	$1,221.64	$1,679.01	$1,234.59	$1,697.55	$993.61	$1,366.22	$1,009.50	$1,388.06	$750.90	$1,032.49	$1,159.78	$1,594.66	$865.38	$1,189.90	$1,276.27	$1,754.87	$895.31	$1,231.05	$1,501.83	$2,065.02	$828.57	$1,139.28	$1,529.76	$2,103.41	$1,664.75	$2,289.03	$1,607.48	$2,210.29	$1,276.27	$1,754.87	$1,285.74	$1,767.90	$1,053.45	$1,448.49
64+	$1,616.97	$2,223.33	$1,567.17	$2,154.86	$1,240.95	$1,706.31	$1,254.66	$1,725.16	$1,009.77	$1,388.43	$1,025.91	$1,410.63	$763.11	$1,049.28	$1,178.61	$1,620.59	$879.45	$1,209.24	$1,297.02	$1,783.40	$909.87	$1,251.07	$1,526.25	$2,098.59	$842.04	$1,157.51	$1,554.63	$2,137.62	$1,691.82	$2,326.25	$1,633.62	$2,246.23	$1,297.02	$1,783.40	$1,306.65	$1,796.64	$1,070.58	$1,472.05

Keystone Health Plan East, Inc.
Small Group
Plan Design Summary

HIOS Plan ID	Plan Marketing Name	Product	Metal	On/Off Exchange	Network	Rating Area	Counties Covered
33871PA0100020	Keystone HMO Platinum Preferred $10/$20/$200	HMO	Platinum	Off	Keystone	8	Bucks, Chester, Delaware, Montgomery, Philadelphia
33871PA0100021	Keystone HMO Platinum Preferred $20/$40/$250	HMO	Platinum	Off	Keystone	8	Bucks, Chester, Delaware, Montgomery, Philadelphia
33871PA0100022	Keystone HMO Gold Preferred $40/$80/$650	HMO	Gold	Off	Keystone	8	Bucks, Chester, Delaware, Montgomery, Philadelphia
33871PA0100023	Keystone HMO Gold Classic $1,500/$30/$60/90%	HMO	Gold	Off	Keystone	8	Bucks, Chester, Delaware, Montgomery, Philadelphia
33871PA0100024	Keystone HMO Silver Classic $4,750/$40/$80/70%	HMO	Silver	Off	Keystone	8	Bucks, Chester, Delaware, Montgomery, Philadelphia
33871PA0100025	Keystone HMO Silver Classic $3,750/$40/$80/50%	HMO	Silver	Off	Keystone	8	Bucks, Chester, Delaware, Montgomery, Philadelphia
33871PA0100026	Keystone HMO Bronze Essential $7,500/$70/$140	HMO	Bronze	Off	Keystone	8	Bucks, Chester, Delaware, Montgomery, Philadelphia
33871PA0100044	Keystone HMO Gold Proactive	HMO	Gold	Off	Proactive	8	Bucks, Chester, Delaware, Montgomery, Philadelphia
33871PA0100045	Keystone HMO Silver Proactive	HMO	Silver	Off	Proactive	8	Bucks, Chester, Delaware, Montgomery, Philadelphia
33871PA0100047	Keystone HMO Gold Classic $2,500/$40/$80/100%	HMO	Gold	Off	Keystone	8	Bucks, Chester, Delaware, Montgomery, Philadelphia
33871PA0100049	Keystone HMO Silver Secure $5,000/$50/$100/$6	HMO	Silver	Off	Keystone	8	Bucks, Chester, Delaware, Montgomery, Philadelphia
33871PA0100050	Keystone HMO Platinum Preferred $25/$50/$400	HMO	Platinum	Off	Keystone	8	Bucks, Chester, Delaware, Montgomery, Philadelphia
33871PA0100052	Keystone HMO Silver Proactive Value	HMO	Silver	Off	Proactive	8	Bucks, Chester, Delaware, Montgomery, Philadelphia
33871PA0100053	Keystone HMO Platinum Preferred $5/$15/$500	HMO	Platinum	Off	Keystone	8	Bucks, Chester, Delaware, Montgomery, Philadelphia
33871PA0110011	Keystone DPOS Platinum Preferred $10/$20/$200	POS	Platinum	Off	Keystone	8	Bucks, Chester, Delaware, Montgomery, Philadelphia
33871PA0110012	Keystone DPOS Platinum Preferred $20/$40/$250	POS	Platinum	Off	Keystone	8	Bucks, Chester, Delaware, Montgomery, Philadelphia
33871PA0110013	Keystone DPOS Gold Preferred $40/$80/$650	POS	Gold	Off	Keystone	8	Bucks, Chester, Delaware, Montgomery, Philadelphia
33871PA0110014	Keystone DPOS Gold Classic $1,500/$30/$60/90%	POS	Gold	Off	Keystone	8	Bucks, Chester, Delaware, Montgomery, Philadelphia
33871PA0110019	Keystone DPOS Silver Classic $3,750/$40/$80/50%	POS	Silver	Off	Keystone	8	Bucks, Chester, Delaware, Montgomery, Philadelphia

Company Name Keystone Health Plan East, Inc.
Market Small Group
RATES FOR AGE 21, NON-TOBACCO USER, BY RATING AREA AND COUNTY

02-01-2022 Number of Covered Lives by Rating County

HIOS Plan ID	Plan Marketing Name	Product	Metal	On/Off Exchange	RATING AREA 1							RATING AREA 2			RATING AREA 3									RATING AREA 4							RATING AREA 5						
					0	0	0	0	0	0	0	0	0	0	0	0	0	0	0	0	0	0	0	0	0	0	0	0	0	0	0	0	0	0	0	0	0
					Crawford	Clarion	Erie	Forest	McKean	Mercer	Venango	Elk	Cameron	Potter	Bradford	Carbon	Clinton	Lackawanna	Luzerne	Lycoming	Monroe	Pike	Sullivan	Susquehanna	Tioga	Wayne	Wyoming	Allegheny	Armstrong	Beaver	Butler	Fayette	Greene	Indiana	Lawrence	Washington	Westmoreland
33871PA0100020	Keystone HMO Platinum Preferred $10/$10/$15	HMO	Platinum	Off																																	
33871PA0100021	Keystone HMO Platinum Preferred $20/$40/$25	HMO	Platinum	Off																																	
33871PA0100022	Keystone HMO Gold Classic $1,000/$20/$60/$0	HMO	Gold	Off																																	
33871PA0100023	Keystone HMO Gold Classic $1,500/$20/$60/$0	HMO	Gold	Off																																	
33871PA0100024	Keystone HMO Silver Classic $4,750/$40/$80/$0	HMO	Silver	Off																																	
33871PA0100025	Keystone HMO Silver Classic $3,750/$40/$80/$0	HMO	Silver	Off																																	
33871PA0100026	one HMO Bronze Essential $7,500/$70/$140/	HMO	Bronze	Off																																	
33871PA0100044	Keystone HMO Gold Proactive	HMO	Gold	Off																																	
33871PA0100045	Keystone HMO Silver Proactive	HMO	Silver	Off																																	
33871PA0100047	Keystone HMO Silver Secure $1,000/$50/$100/$0	HMO	Silver	Off																																	
33871PA0100049	Keystone HMO Silver Secure $5,000/$50/$100/$0	HMO	Silver	Off																																	
33871PA0100050	Keystone HMO Platinum Preferred $25/$50/$45	HMO	Platinum	Off																																	
33871PA0100052	Keystone HMO Silver Proactive Value	HMO	Silver	Off																																	
33871PA0100053	Keystone HMO Platinum Preferred $5/$15/$500	HMO	Platinum	Off																																	
33871PA0110011	Keystone DPOS Platinum Preferred $10/$35/$25	POS	Platinum	Off																																	
33871PA0110012	Keystone DPOS Platinum Preferred $20/$40/$25	POS	Platinum	Off																																	
33871PA0110013	Keystone DPOS Gold Classic $1,000/$20/$60/$0	POS	Gold	Off																																	
33871PA0110014	Keystone DPOS Gold Classic $1,500/$20/$60/$0	POS	Gold	Off																																	
33871PA0110019	Keystone DPOS Silver Classic $3,750/$40/$80/$0	POS	Silver	Off																																	

HIOS Plan ID	Plan Marketing Name	RATING AREA 6													RATING AREA 7			RATING AREA 8						RATING AREA 9						
		0	0	0	0	0	0	0	0	0	0	0	0	0	0	0	0	0	0	0	0	0	0	0	0	0	0	0	0	0
		Centre	Columbia	Lehigh	Mifflin	Montour	Northampton	Northumberland	Schuylkill	Snyder	Union	Adams	Berks	Lancaster	York	Bucks	Chester	Delaware	Montgomery	Philadelphia	Cumberland	Dauphin	Franklin	Fulton	Juniata	Lebanon	Perry
33871PA0100020	Keystone HMO Platinum Preferred $10/$10/$15															538.59	538.59	538.59	538.59	538.59								
33871PA0100021	Keystone HMO Platinum Preferred $20/$40/$25															522.39	522.39	522.39	522.39	522.39								
33871PA0100022	Keystone HMO Gold Classic $1,000/$20/$60/$0															418.65	418.65	418.65	418.65	418.65								
33871PA0100023	Keystone HMO Gold Classic $1,500/$20/$60/$0															418.22	418.22	418.22	418.22	418.22								
33871PA0100024	Keystone HMO Silver Classic $4,750/$40/$80/$0															336.59	336.59	336.59	336.59	336.59								
33871PA0100025	Keystone HMO Silver Classic $3,750/$40/$80/$0															341.97	341.97	341.97	341.97	341.97								
33871PA0100026	one HMO Bronze Essential $7,500/$70/$140/															254.37	254.37	254.37	254.37	254.37								
33871PA0100044	Keystone HMO Gold Proactive															392.87	392.87	392.87	392.87	392.87								
33871PA0100045	Keystone HMO Silver Proactive															293.15	293.15	293.15	293.15	293.15								
33871PA0100047	Keystone HMO Silver Secure $1,000/$50/$100/$0															303.29	303.29	303.29	303.29	303.29								
33871PA0100049	Keystone HMO Silver Secure $5,000/$50/$100/$0															303.29	303.29	303.29	303.29	303.29								
33871PA0100050	Keystone HMO Platinum Preferred $25/$50/$45															508.75	508.75	508.75	508.75	508.75								
33871PA0100052	Keystone HMO Silver Proactive Value															280.68	280.68	280.68	280.68	280.68								
33871PA0100053	Keystone HMO Platinum Preferred $5/$15/$500															518.21	518.21	518.21	518.21	518.21								
33871PA0110011	Keystone DPOS Platinum Preferred $10/$35/$25															501.94	501.94	501.94	501.94	501.94								
33871PA0110012	Keystone DPOS Platinum Preferred $20/$40/$25															544.54	544.54	544.54	544.54	544.54								
33871PA0110013	Keystone DPOS Gold Classic $1,000/$20/$60/$0															402.34	402.34	402.34	402.34	402.34								
33871PA0110014	Keystone DPOS Gold Classic $1,500/$20/$60/$0															435.55	435.55	435.55	435.55	435.55								
33871PA0110019	Keystone DPOS Silver Classic $3,750/$40/$80/$0															356.86	356.86	356.86	356.86	356.86								

Company Name: Keystone Health Plan East
Market: Small Group
Product: HMO
Effective Date of Rates: April 1, 2023 **Ending date of Rates:** June 30, 2023

HIOS Plan ID (On Exchange)=>																																
HIOS Plan ID (Off Exchange)=>	33871PA0100020		33871PA0100021		33871PA0100022		33871PA0100023		33871PA0100024		33871PA0100025		33871PA0100026		33871PA0100044		33871PA0100045		33871PA0100047		33871PA0100049		33871PA0100050		33871PA0100052		33871PA0100053		33871PA0110011		33871PA0110012		33871PA0110013		33871PA0110014		33871PA0110019	
Plan Marketing Name =>	HMO Platinum Preferred $10/		HMO Platinum Preferred $20/		ne HMO Gold Preferred $40/$8		HMO Gold Classic $1,500/$30/		HMO Silver Classic $4,750/$40		HMO Silver Classic $3,750/$40		IO Bronze Essential $7,500/$7		Keystone HMO Gold Proactive		Keystone HMO Silver Proactive		HMO Gold Classic $2,500/$40/		IMO Silver Secure $5,000/$50/		HMO Platinum Preferred $25/		stone HMO Silver Proactive Va		HMO Platinum Preferred $5/		DPOS Platinum Preferred $10/		DPOS Platinum Preferred $20/		e DPOS Gold Preferred $40/$		DPOS Gold Classic $1,500/$30		DPOS Silver Classic $3,750/$40	
Form # =>	KE 670 SG EXC-OFF Rev. 1.23		KE 670 SG EXC-OFF Rev. 1.23		KE 670 SG EXC-OFF Rev. 1.23		KE 670 SG EXC-OFF Rev. 1.23		KE 670 SG EXC-OFF Rev. 1.23		KE 670 SG EXC-OFF Rev. 1.23		KE 670 SG EXC-OFF Rev. 1.23		E 670 SG EXC-OFF.Tier Rev. 1.2		E 670 SG EXC-OFF.Tier Rev. 1.2		KE 670 SG EXC-OFF Rev. 1.23		KE 670 SG EXC-OFF Rev. 1.23		KE 670 SG EXC-OFF Rev. 1.23		E 670 SG EXC-OFF.Tier Rev. 1.2		KE 670 SG EXC-OFF Rev. 1.23		670 SG EXC-OFF.Direct Rev. 1.		670 SG EXC-OFF.Direct Rev. 1.		670 SG EXC-OFF.Direct Rev. 1.		670 SG EXC-OFF.Direct Rev. 1.		670 SG EXC-OFF.Direct Rev. 1.	
Rating Area =>	8		8		8		8		8		8		8		8		8		8		8		8		8		8		8		8		8		8		8	
Network =>	ystone Health Plan East Netwo		ystone Health Plan East Netwo		ystone Health Plan East Netwo		ystone Health Plan East Netwo		ystone Health Plan East Netwo		ystone Health Plan East Netwo		ystone Health Plan East Netwo		Proactive Network		Proactive Network		ystone Health Plan East Netwo		ystone Health Plan East Netwo		ystone Health Plan East Netwo		Proactive Network		ystone Health Plan East Netwo		ystone Health Plan East Netwo		ystone Health Plan East Netwo		ystone Health Plan East Netwo		ystone Health Plan East Netwo		ystone Health Plan East Netwo	
Metal =>	Platinum		Platinum		Gold		Gold		Silver		Silver		Bronze		Gold		Silver		Gold		Silver		Platinum		Silver		Platinum		Platinum		Platinum		Gold		Gold		Silver	
Deductible =>	$0		$0		$0		$1,500		$4,750		$3,750		$7,500		$0		$0/$6000/$6000		$2,500		$5,000		$0		$1500/$6000/$6000		$0		$0		$0		$0		$1,500		$3,750	
Coinsurance =>	0%		0%		10%		10%		30%		50%		50%		0%/20%/30%		0%/5%/10%		0%		0%		0%		0%/5%/10%		0%		0%		0%		0%		10%		50%	
Copays =>	$10/$20		$20/$40		$40/$80		$30 no ded/$60 no ded		$40 no ded/$80 no ded		$40 no ded/$80 no ded		$70 no ded/$140 no ded		$15/$40, $30/$60, $45/$80		o ded/$140 no ded, $80 no de		$40 no ded/$80 no ded		$50 no ded/$100 no ded		$25/$50		o ded/$140 no ded, $80 no de		$5/$15		$10/$20		$20/$40		$40/$80		$30 no ded/$60 no ded		$40 no ded/$80 no ded	
OOP Maximum =>	$3,500		$4,000		$9,100		$8,000		$9,100		$9,100		$9,100		$9,100		$9,100		$7,000		$9,100		$4,500		$9,100		$5,500		$3,500		$4,000		$9,100		$8,000		$9,100	
Pediatric Dental (Yes/No) =>	Yes		Yes		Yes		Yes		Yes		Yes		Yes		Yes		Yes		Yes		Yes		Yes		Yes		Yes		Yes		Yes		Yes		Yes		Yes	
Age Band	Non-Tobacco	Tobacco	Non-Tobacco	Tobacco	Non-Tobacco	Tobacco	Non-Tobacco	Tobacco	Non-Tobacco	Tobacco	Non-Tobacco	Tobacco	Non-Tobacco	Tobacco	Non-Tobacco	Tobacco	Non-Tobacco	Tobacco	Non-Tobacco	Tobacco	Non-Tobacco	Tobacco	Non-Tobacco	Tobacco	Non-Tobacco	Tobacco	Non-Tobacco	Tobacco	Non-Tobacco	Tobacco	Non-Tobacco	Tobacco	Non-Tobacco	Tobacco	Non-Tobacco	Tobacco	Non-Tobacco	Tobacco
0 - 14	$418.52	$418.52	$405.62	$405.62	$321.19	$321.19	$324.73	$324.73	$261.35	$261.35	$265.53	$265.53	$197.52	$197.52	$305.05	$305.05	$227.63	$227.63	$335.70	$335.70	$235.50	$235.50	$395.03	$395.03	$217.94	$217.94	$402.38	$402.38	$437.89	$437.89	$422.82	$422.82	$335.70	$335.70	$338.20	$338.20	$277.09	$277.09
15	$455.72	$455.72	$441.67	$441.67	$349.74	$349.74	$353.60	$353.60	$284.59	$284.59	$289.13	$289.13	$215.07	$215.07	$332.17	$332.17	$247.86	$247.86	$365.55	$365.55	$256.43	$256.43	$430.14	$430.14	$237.31	$237.31	$438.15	$438.15	$476.81	$476.81	$460.40	$460.40	$365.55	$365.55	$368.26	$368.26	$301.72	$301.72
16	$469.94	$469.94	$455.46	$455.46	$360.66	$360.66	$364.64	$364.64	$293.47	$293.47	$298.16	$298.16	$221.79	$221.79	$342.53	$342.53	$255.60	$255.60	$376.95	$376.95	$264.43	$264.43	$443.57	$443.57	$244.72	$244.72	$451.83	$451.83	$491.69	$491.69	$474.77	$474.77	$376.95	$376.95	$379.76	$379.76	$311.14	$311.14
17	$484.17	$484.17	$469.24	$469.24	$371.58	$371.58	$375.67	$375.67	$302.35	$302.35	$307.18	$307.18	$228.50	$228.50	$352.90	$352.90	$263.33	$263.33	$388.36	$388.36	$272.44	$272.44	$457.00	$457.00	$252.13	$252.13	$465.50	$465.50	$506.57	$506.57	$489.14	$489.14	$388.36	$388.36	$391.25	$391.25	$320.56	$320.56
18	$499.48	$499.48	$484.09	$484.09	$383.33	$383.33	$387.56	$387.56	$311.92	$311.92	$316.90	$316.90	$235.73	$235.73	$364.07	$364.07	$271.66	$271.66	$400.65	$400.65	$281.06	$281.06	$471.45	$471.45	$260.10	$260.10	$480.23	$480.23	$522.60	$522.60	$504.62	$504.62	$400.65	$400.65	$403.63	$403.63	$330.70	$330.70
19	$514.80	$514.80	$498.94	$498.94	$395.09	$395.09	$399.45	$399.45	$321.48	$321.48	$326.62	$326.62	$242.96	$242.96	$375.23	$375.23	$279.99	$279.99	$412.94	$412.94	$289.68	$289.68	$485.91	$485.91	$268.08	$268.08	$494.96	$494.96	$538.63	$538.63	$520.09	$520.09	$412.94	$412.94	$416.01	$416.01	$340.84	$340.84
20	$530.67	$530.67	$514.31	$514.31	$407.26	$407.26	$411.76	$411.76	$331.39	$331.39	$336.69	$336.69	$250.44	$250.44	$386.80	$386.80	$288.62	$288.62	$425.67	$425.67	$298.60	$298.60	$500.89	$500.89	$276.34	$276.34	$510.21	$510.21	$555.23	$555.23	$536.12	$536.12	$425.67	$425.67	$428.83	$428.83	$351.34	$351.34
21	$547.08	$615.47	$530.22	$596.50	$419.86	$472.34	$424.49	$477.55	$341.64	$384.35	$347.10	$390.49	$258.19	$290.46	$398.76	$448.61	$297.55	$334.74	$438.83	$493.68	$307.84	$346.32	$516.38	$580.93	$284.89	$320.50	$525.99	$591.74	$572.40	$643.95	$552.70	$621.79	$438.83	$493.68	$442.09	$497.35	$362.21	$407.49
22	$547.08	$615.47	$530.22	$596.50	$419.86	$472.34	$424.49	$477.55	$341.64	$384.35	$347.10	$390.49	$258.19	$290.46	$398.76	$448.61	$297.55	$334.74	$438.83	$493.68	$307.84	$346.32	$516.38	$580.93	$284.89	$320.50	$525.99	$591.74	$572.40	$643.95	$552.70	$621.79	$438.83	$493.68	$442.09	$497.35	$362.21	$407.49
23	$547.08	$615.47	$530.22	$596.50	$419.86	$472.34	$424.49	$477.55	$341.64	$384.35	$347.10	$390.49	$258.19	$290.46	$398.76	$448.61	$297.55	$334.74	$438.83	$493.68	$307.84	$346.32	$516.38	$580.93	$284.89	$320.50	$525.99	$591.74	$572.40	$643.95	$552.70	$621.79	$438.83	$493.68	$442.09	$497.35	$362.21	$407.49
24	$547.08	$615.47	$530.22	$596.50	$419.86	$472.34	$424.49	$477.55	$341.64	$384.35	$347.10	$390.49	$258.19	$290.46	$398.76	$448.61	$297.55	$334.74	$438.83	$493.68	$307.84	$346.32	$516.38	$580.93	$284.89	$320.50	$525.99	$591.74	$572.40	$643.95	$552.70	$621.79	$438.83	$493.68	$442.09	$497.35	$362.21	$407.49
25	$549.27	$617.93	$532.34	$598.88	$421.54	$474.23	$426.19	$479.46	$343.01	$385.88	$348.49	$392.05	$259.22	$291.63	$400.36	$450.40	$298.74	$336.08	$440.59	$495.66	$309.07	$347.71	$518.45	$583.25	$286.03	$321.78	$528.09	$594.11	$574.69	$646.53	$554.91	$624.27	$440.59	$495.66	$443.86	$499.34	$363.66	$409.12
26	$560.21	$630.24	$542.95	$610.81	$429.94	$483.68	$434.68	$489.01	$349.84	$393.57	$355.43	$399.86	$264.39	$297.43	$408.33	$459.37	$304.69	$342.78	$449.36	$505.53	$315.23	$354.63	$528.77	$594.87	$291.73	$328.19	$538.61	$605.94	$586.14	$659.40	$565.96	$636.71	$449.36	$505.53	$452.70	$509.29	$370.90	$417.27
27	$573.34	$645.01	$555.67	$625.13	$440.01	$495.01	$444.87	$500.47	$358.04	$402.79	$363.76	$409.23	$270.58	$304.41	$417.90	$470.14	$311.83	$350.81	$459.89	$517.38	$322.62	$362.94	$541.17	$608.81	$298.56	$335.89	$551.24	$620.14	$599.88	$674.86	$579.23	$651.63	$459.89	$517.38	$463.31	$521.22	$379.60	$427.05
28	$594.68	$669.01	$576.35	$648.39	$456.39	$513.44	$461.42	$519.10	$371.36	$417.78	$377.30	$424.46	$280.65	$315.73	$433.45	$487.63	$323.44	$363.87	$477.01	$536.63	$334.62	$376.45	$561.31	$631.47	$309.68	$348.38	$571.75	$643.22	$622.20	$699.97	$600.78	$675.88	$477.01	$536.63	$480.55	$540.62	$393.72	$442.94
29	$612.18	$688.71	$593.32	$667.48	$469.82	$528.55	$475.00	$534.38	$382.30	$430.08	$388.40	$436.96	$288.91	$325.03	$446.21	$501.99	$332.96	$374.58	$491.05	$552.43	$344.47	$387.53	$577.83	$650.06	$318.79	$358.64	$588.58	$662.16	$640.52	$720.58	$618.47	$695.78	$491.05	$552.43	$494.70	$556.54	$405.31	$455.98
30	$620.94	$729.60	$601.80	$707.11	$476.54	$559.94	$481.80	$566.11	$387.76	$455.62	$393.96	$462.90	$293.05	$344.33	$452.59	$531.80	$337.72	$396.82	$498.07	$585.23	$349.40	$410.54	$586.09	$688.66	$323.35	$379.94	$597.00	$701.47	$649.67	$763.37	$627.31	$737.09	$498.07	$585.23	$501.77	$589.58	$411.11	$483.05
31	$634.07	$745.03	$614.52	$722.07	$486.62	$571.78	$491.98	$578.08	$395.96	$465.25	$402.29	$472.69	$299.24	$351.61	$462.16	$543.04	$344.86	$405.21	$508.60	$597.61	$356.79	$419.22	$598.48	$703.22	$330.19	$387.97	$609.62	$716.31	$663.41	$779.51	$640.58	$752.68	$508.60	$597.61	$512.38	$602.05	$419.80	$493.27
32	$647.20	$760.45	$627.25	$737.02	$496.69	$583.62	$502.17	$590.05	$404.16	$474.89	$410.62	$482.48	$305.44	$358.89	$471.73	$554.29	$352.00	$413.60	$519.14	$609.98	$364.17	$427.91	$610.88	$717.78	$337.02	$396.00	$622.25	$731.14	$677.15	$795.65	$653.84	$768.27	$519.14	$609.98	$522.99	$614.52	$428.49	$503.48
33	$665.40	$770.10	$635.20	$746.36	$502.99	$591.02	$508.54	$597.53	$409.28	$480.91	$415.83	$488.60	$309.31	$363.44	$477.71	$561.31	$356.46	$418.85	$525.72	$617.72	$368.79	$433.33	$618.62	$726.88	$341.30	$401.03	$630.14	$740.41	$685.74	$805.74	$662.13	$778.01	$525.72	$617.72	$529.62	$622.31	$433.93	$509.86
34	$664.16	$780.38	$643.69	$756.33	$509.71	$598.91	$515.33	$605.51	$414.75	$487.33	$421.38	$495.12	$313.44	$368.30	$484.09	$568.81	$361.23	$424.44	$532.74	$625.97	$373.72	$439.12	$626.89	$736.59	$345.86	$406.38	$638.55	$750.30	$694.89	$816.50	$670.98	$788.40	$532.74	$625.97	$536.70	$630.62	$439.72	$516.67
35	$668.53	$785.52	$647.93	$761.32	$513.07	$602.86	$518.73	$609.50	$417.48	$490.54	$424.16	$498.38	$315.51	$370.72	$487.28	$572.56	$363.61	$427.24	$536.25	$630.09	$376.18	$442.01	$631.02	$741.44	$348.14	$409.06	$642.76	$755.24	$699.47	$821.88	$675.40	$793.59	$536.25	$630.09	$540.23	$634.77	$442.62	$520.08
36	$672.91	$790.67	$652.17	$766.30	$516.43	$606.80	$522.12	$613.49	$420.22	$493.76	$426.93	$501.65	$317.57	$373.15	$490.47	$576.31	$365.99	$430.03	$539.76	$634.22	$378.64	$444.91	$635.15	$746.30	$350.41	$411.74	$646.97	$760.19	$704.05	$827.26	$679.82	$798.79	$539.76	$634.22	$543.77	$638.93	$445.52	$523.48
37	$677.29	$795.81	$656.41	$771.28	$519.79	$610.75	$525.52	$617.48	$422.95	$496.97	$429.71	$504.91	$319.64	$375.58	$493.66	$580.06	$368.37	$432.83	$543.27	$638.34	$381.11	$447.80	$639.28	$751.15	$352.69	$414.42	$651.18	$765.13	$708.63	$832.64	$684.24	$803.99	$543.27	$638.34	$547.31	$643.09	$448.42	$526.89
38	$681.66	$800.95	$660.65	$776.27	$523.15	$614.70	$528.91	$621.47	$425.68	$500.18	$432.49	$508.17	$321.70	$378.00	$496.85	$583.80	$370.75	$435.63	$546.78	$642.47	$383.57	$450.69	$643.41	$756.01	$354.97	$417.09	$655.38	$770.08	$713.21	$838.02	$688.66	$809.18	$546.78	$642.47	$550.84	$647.24	$451.31	$530.29
39	$690.41	$811.24	$669.14	$786.24	$529.86	$622.59	$535.71	$629.45	$431.15	$506.60	$438.04	$514.70	$325.84	$382.86	$503.24	$591.30	$375.51	$441.22	$553.80	$650.72	$388.49	$456.48	$651.67	$765.71	$359.53	$422.45	$663.80	$779.96	$722.37	$848.78	$697.51	$819.57	$553.80	$650.72	$557.92	$655.55	$457.11	$537.10
40	$699.17	$856.48	$677.62	$830.09	$536.58	$657.31	$542.50	$664.56	$436.62	$534.85	$443.59	$543.40	$329.97	$404.21	$509.62	$624.28	$380.27	$465.83	$560.82	$687.01	$393.42	$481.94	$659.93	$808.42	$364.09	$446.01	$672.22	$823.46	$731.53	$896.12	$706.35	$865.28	$560.82	$687.01	$564.99	$692.11	$462.90	$567.06
41	$712.30	$872.57	$690.35	$845.67	$546.66	$669.66	$552.69	$677.04	$444.82	$544.90	$451.92	$553.61	$336.16	$411.80	$519.19	$636.00	$387.41	$474.58	$571.36	$699.91	$400.81	$490.99	$672.33	$823.60	$370.93	$454.39	$684.84	$838.93	$745.26	$912.95	$719.62	$881.53	$571.36	$699.91	$575.60	$705.11	$471.60	$577.71
42	$724.88	$887.98	$702.54	$860.61	$556.31	$681.49	$562.45	$689.00	$452.67	$554.52	$459.91	$563.39	$342.10	$419.07	$528.36	$647.24	$394.25	$482.96	$581.45	$712.28	$407.89	$499.66	$684.20	$838.15	$377.48	$462.41	$696.94	$853.75	$758.43	$929.08	$732.33	$897.10	$581.45	$712.28	$585.77	$717.57	$479.93	$587.91
43	$742.39	$909.42	$719.51	$881.40	$569.75	$697.94	$576.03	$705.64	$463.61	$567.92	$471.01	$576.99	$350.36	$429.20	$541.12	$662.87	$403.78	$494.62	$595.49	$729.48	$417.74	$511.73	$700.73	$858.39	$386.60	$473.58	$713.77	$874.37	$776.75	$951.51	$750.01	$918.77	$595.49	$729.48	$599.92	$734.90	$491.52	$602.11
44	$764.27	$936.23	$740.72	$907.38	$586.54	$718.52	$593.01	$726.44	$477.27	$584.66	$484.90	$594.00	$360.69	$441.85	$557.07	$682.41	$415.68	$509.20	$613.05	$750.98	$430.05	$526.81	$721.38	$883.69	$397.99	$487.54	$734.81	$900.14	$799.64	$979.56	$772.12	$945.85	$613.05	$750.98	$617.60	$756.56	$506.01	$619.86
45	$789.98	$967.73	$765.64	$937.91	$606.28	$742.69	$612.96	$750.88	$493.33	$604.33	$501.21	$613.99	$372.83	$456.71	$575.81	$705.37	$429.66	$526.34	$633.67	$776.25	$444.52	$544.54	$745.65	$913.42	$411.38	$503.94	$759.53	$930.42	$826.55	$1,012.52	$798.10	$977.67	$633.67	$776.25	$638.38	$782.01	$523.03	$640.71
46	$820.62	$1,005.26	$795.33	$974.28	$629.79	$771.49	$636.74	$780.00	$512.46	$627.76	$520.65	$637.80	$387.29	$474.42	$598.14	$732.72	$446.33	$546.75	$658.25	$806.35	$461.76	$565.66	$774.57	$948.85	$427.34	$523.49	$788.99	$966.51	$858.60	$1,051.79	$829.05	$1,015.59	$658.25	$806.35	$663.14	$812.34	$543.32	$665.56
47	$855.09	$1,047.48	$828.73	$1,015.20	$656.24	$803.90	$663.48	$812.76	$533.98	$654.13	$542.52	$664.58	$403.55	$494.35	$623.26	$763.50	$465.07	$569.71	$685.89	$840.22	$481.15	$589.41	$807.10	$988.70	$445.28	$545.47	$822.12	$1,007.10	$894.66	$1,095.96	$863.87	$1,058.24	$685.89	$840.22	$690.99	$846.46	$566.13	$693.51
48	$894.48	$1,095.73	$866.91	$1,061.96	$686.47	$840.93	$694.04	$850.20	$558.58	$684.26	$567.51	$695.20	$422.14	$517.12	$651.97	$798.67	$486.49	$595.96	$717.49	$878.92	$503.32	$616.57	$844.28	$1,034.24	$465.80	$570.60	$859.99	$1,053.49	$935.87	$1,146.45	$903.66	$1,106.99	$717.49	$878.92	$722.82	$885.45	$592.21	$725.46
49	$933.32	$1,143.32	$904.56	$1,108.08	$716.28	$877.44	$724.18	$887.12	$582.84	$713.98	$592.15	$725.39	$440.47	$539.58	$680.28	$833.35	$507.62	$621.83	$748.64	$917.09	$525.18	$643.34	$880.94	$1,079.16	$486.02	$595.38	$897.34	$1,099.24	$976.51	$1,196.23	$942.91	$1,155.06	$748.64	$917.09	$754.21	$923.90	$617.93	$756.96
50	$977.08	$1,343.49	$946.97	$1,302.09	$749.87	$1,031.07	$758.14	$1,042.44	$610.17	$838.98	$619.92	$852.39	$461.13	$634.05	$712.19	$979.25	$531.42	$730.71	$783.75	$1,077.66	$549.80	$755.98	$922.25	$1,268.10	$508.81	$699.62	$939.42	$1,291.70	$1,022.31	$1,405.67	$987.12	$1,357.29	$783.75	$1,077.66	$789.57	$1,085.66	$646.91	$889.50
51	$1,020.30	$1,402.92	$988.86	$1,359.68	$783.04	$1,076.68	$791.67	$1,088.55	$637.16	$876.09	$647.34	$890.09	$481.52	$662.10	$743.69	$1,022.57	$554.93	$763.03	$818.42	$1,125.32	$574.12	$789.42	$963.05	$1,324.19	$531.32	$730.56	$980.97	$1,348.84	$1,067.53	$1,467.85	$1,030.79	$1,417.33	$818.42	$1,125.32	$824.50	$1,133.68	$675.52	$928.84
52	$1,067.90	$1,468.36	$1,034.99	$1,423.11	$819.57	$1,126.90	$828.60	$1,139.33	$666.88	$916.96	$677.54	$931.62	$503.99	$692.98	$778.38	$1,070.27	$580.82	$798.62	$856.60	$1,177.82	$600.90	$826.24	$1,007.97	$1,385.96	$556.11	$764.64	$1,026.73	$1,411.76	$1,117.32	$1,536.32	$1,078.87	$1,483.45	$856.60	$1,177.82	$862.96	$1,186.57	$707.03	$972.17
53	$1,116.04	$1,534.56	$1,081.65	$1,487.27	$856.51	$1,177.71	$865.96	$1,190.69	$696.95	$958.30	$708.08	$973.62	$526.71	$724.22	$813.47	$1,118.52	$607.00	$834.63	$895.21	$1,230.92	$627.99	$863.49	$1,053.42	$1,448.45	$581.18	$799.12	$1,073.02	$1,475.40	$1,167.70	$1,605.58	$1,127.51	$1,550.32	$895.21	$1,230.92	$901.86	$1,240.06	$738.91	$1,016.00
54	$1,168.02	$1,606.02	$1,132.02	$1,556.53	$896.40	$1,232.55	$906.29	$1,246.14	$729.40	$1,002.93	$741.06	$1,018.96	$551.24	$757.95	$851.35	$1,170.61	$635.27	$873.50	$936.90	$1,288.24	$657.24	$903.70	$1,102.47	$1,515.90	$608.24	$836.33	$1,122.99	$1,544.11	$1,222.07	$1,680.35	$1,180.01	$1,622.52	$936.90	$1,288.24	$943.86	$1,297.81	$773.32	$1,063.31
55	$1,219.99	$1,677.48	$1,182.39	$1,625.79	$936.29	$1,287.40	$946.61	$1,301.59	$761.86	$1,047.55	$774.03	$1,064.30	$575.76	$791.68	$889.23	$1,222.70	$663.54	$912.36	$978.59	$1,345.56	$686.48	$943.91	$1,151.53	$1,583.35	$635.30	$873.54	$1,172.96	$1,612.82	$1,276.45	$1,755.12	$1,232.52	$1,694.72	$978.59	$1,345.56	$985.86	$1,355.56	$807.73	$1,110.63
56	$1,276.34	$1,754.96	$1,237.00	$1,700.88	$979.53	$1,346.86	$990.34	$1,361.71	$797.05	$1,095.94	$809.78	$1,113.45	$602.36	$828.24	$930.31	$1,279.17	$694.18	$954.50	$1,023.79	$1,407.71	$718.19	$987.51	$1,204.71	$1,656.48	$664.65	$913.89	$1,227.13	$1,687.31	$1,335.41	$1,836.19	$1,289.45	$1,772.99	$1,023.79	$1,407.71	$1,031.40	$1,418.17	$845.04	$1,161.92
57	$1,333.23	$1,833.20	$1,292.15	$1,776.70	$1,023.20	$1,406.90	$1,034.48	$1,422.41	$832.58	$1,144.79	$845.88	$1,163.09	$629.21	$865.16	$971.78	$1,336.19	$725.13	$997.05	$1,069.43	$1,470.46	$750.21	$1,031.53	$1,258.42	$1,730.32	$694.28	$954.63	$1,281.84	$1,762.53	$1,394.94	$1,918.04	$1,346.93	$1,852.03	$1,069.43	$1,470.46	$1,077.37	$1,481.39	$882.71	$1,213.72
58	$1,393.96	$1,916.69	$1,351.00	$1,857.63	$1,069.80	$1,470.98	$1,081.60	$1,487.20	$870.50	$1,196.94	$884.41	$1,216.06	$657.87	$904.57	$1,016.04	$1,397.06	$758.16	$1,042.47	$1,118.14	$1,537.44	$784.38	$1,078.52	$1,315.74	$1,809.14	$725.90	$998.11	$1,340.22	$1,842.81	$1,458.48	$2,005.40	$1,408.28	$1,936.38	$1,118.14	$1,537.44	$1,126.45	$1,548.86	$922.91	$1,269.00
59	$1,424.05	$1,958.07	$1,380.16	$1,897.72	$1,092.90	$1,502.73	$1,104.95	$1,519.30	$889.29	$1,222.77	$903.50	$1,242.31	$672.07	$924.09	$1,037.97	$1,427.21	$774.52	$1,064.97	$1,142.27	$1,570.63	$801.31	$1,101.80	$1,344.14	$1,848.19	$741.57	$1,019.66	$1,369.15	$1,882.58	$1,489.96	$2,048.69	$1,438.68	$1,978.18	$1,142.27	$1,570.63	$1,150.76	$1,582.30	$942.83	$1,296.39
60	$1,484.78	$2,041.57	$1,439.02	$1,978.65	$1,139.50	$1,566.81	$1,152.07	$1,584.09	$927.21	$1,274.92	$942.03	$1,295.29	$700.73	$963.50	$1,082.23	$1,488.07	$807.55	$1,110.38	$1,190.98	$1,637.60	$835.48	$1,148.78	$1,401.46	$1,927.00	$773.19	$1,063.14	$1,427.54	$1,962.86	$1,553.49	$2,136.05	$1,500.03	$2,062.54	$1,190.98	$1,637.60	$1,199.83	$1,649.77	$983.04	$1,351.68
61	$1,537.29	$2,113.78	$1,489.92	$2,048.64	$1,179.81	$1,622.23	$1,192.82	$1,640.12	$960.01	$1,320.01	$975.35	$1,341.11	$725.51	$997.58	$1,120.52	$1,540.71	$836.12	$1,149.66	$1,233.11	$1,695.53	$865.03	$1,189.42	$1,451.03	$1,995.16	$800.54	$1,100.74	$1,478.03	$2,032.29	$1,608.44	$2,211.61	$1,553.09	$2,135.49	$1,233.11	$1,695.53	$1,242.27	$1,708.13	$1,017.81	$1,399.49
62	$1,571.76	$2,161.17	$1,523.32	$2,094.57	$1,206.26	$1,658.60	$1,219.56	$1,676.89	$981.53	$1,349.61	$997.22	$1,371.18	$741.78	$1,019.95	$1,145.64	$1,575.25	$854.86	$1,175.43	$1,260.76	$1,733.54	$884.42	$1,216.08	$1,483.56	$2,039.89	$818.49	$1,125.42	$1,511.17	$2,077.86	$1,644.51	$2,261.19	$1,587.91	$2,183.37	$1,260.76	$1,733.54	$1,270.12	$1,746.42	$1,040.63	$1,430.87
63	$1,614.98	$2,220.60	$1,565.21	$2,152.16	$1,239.43	$1,704.21	$1,253.09	$1,723.00	$1,008.52	$1,386.72	$1,024.64	$1,408.88	$762.18	$1,047.99	$1,177.14	$1,618.57	$878.37	$1,207.76	$1,295.43	$1,781.21	$908.74	$1,249.52	$1,524.36	$2,095.99	$841.00	$1,156.37	$1,552.72	$2,134.99	$1,689.72	$2,323.37	$1,631.57	$2,243.41	$1,295.43	$1,781.21	$1,305.05	$1,794.44	$1,069.24	$1,470.21
64+	$1,641.24	$2,256.71	$1,590.66	$2,187.16	$1,259.58	$1,731.92	$1,273.47	$1,751.02	$1,024.92	$1,409.27	$1,041.30	$1,431.79	$774.57	$1,065.03	$1,196.28	$1,644.89	$892.65	$1,227.39	$1,316.49	$1,810.17	$923.52	$1,269.84	$1,549.14	$2,130.07	$854.67	$1,175.17	$1,577.97	$2,169.71	$1,717.20	$2,361.15	$1,658.10	$2,279.89	$1,316.49	$1,810.17	$1,326.27	$1,823.62	$1,086.63	$1,494.12

Keystone Health Plan East
Small Group
Plan Design Summary

HIOS Plan ID	Plan Marketing Name	Product	Metal	On/Off Exchange	Network	Rating Area	Counties Covered
33871PA0100020	Keystone HMO Platinum Preferred $10/$20/$200	HMO	Platinum	Off	Keystone	8	Bucks, Chester, Delaware, Montgomery, Philadelphia
33871PA0100021	Keystone HMO Platinum Preferred $20/$40/$250	HMO	Platinum	Off	Keystone	8	Bucks, Chester, Delaware, Montgomery, Philadelphia
33871PA0100022	Keystone HMO Gold Preferred $40/$80/$650	HMO	Gold	Off	Keystone	8	Bucks, Chester, Delaware, Montgomery, Philadelphia
33871PA0100023	Keystone HMO Gold Classic $1,500/$30/$60/90%	HMO	Gold	Off	Keystone	8	Bucks, Chester, Delaware, Montgomery, Philadelphia
33871PA0100024	Keystone HMO Silver Classic $4,750/$40/$80/70%	HMO	Silver	Off	Keystone	8	Bucks, Chester, Delaware, Montgomery, Philadelphia
33871PA0100025	Keystone HMO Silver Classic $3,750/$40/$80/50%	HMO	Silver	Off	Keystone	8	Bucks, Chester, Delaware, Montgomery, Philadelphia
33871PA0100026	Keystone HMO Bronze Essential $7,500/$70/$140	HMO	Bronze	Off	Keystone	8	Bucks, Chester, Delaware, Montgomery, Philadelphia
33871PA0100044	Keystone HMO Gold Proactive	HMO	Gold	Off	Proactive	8	Bucks, Chester, Delaware, Montgomery, Philadelphia
33871PA0100045	Keystone HMO Silver Proactive	HMO	Silver	Off	Proactive	8	Bucks, Chester, Delaware, Montgomery, Philadelphia
33871PA0100047	Keystone HMO Gold Classic $2,500/$40/$80/100%	HMO	Gold	Off	Keystone	8	Bucks, Chester, Delaware, Montgomery, Philadelphia
33871PA0100049	Keystone HMO Silver Secure $5,000/$50/$100/$6	HMO	Silver	Off	Keystone	8	Bucks, Chester, Delaware, Montgomery, Philadelphia
33871PA0100050	Keystone HMO Platinum Preferred $25/$50/$400	HMO	Platinum	Off	Keystone	8	Bucks, Chester, Delaware, Montgomery, Philadelphia
33871PA0100052	Keystone HMO Silver Proactive Value	HMO	Silver	Off	Proactive	8	Bucks, Chester, Delaware, Montgomery, Philadelphia
33871PA0100053	Keystone HMO Platinum Preferred $5/$15/$500	HMO	Platinum	Off	Keystone	8	Bucks, Chester, Delaware, Montgomery, Philadelphia
33871PA0110011	Keystone DPOS Platinum Preferred $10/$20/$200	POS	Platinum	Off	Keystone	8	Bucks, Chester, Delaware, Montgomery, Philadelphia
33871PA0110012	Keystone DPOS Platinum Preferred $20/$40/$250	POS	Platinum	Off	Keystone	8	Bucks, Chester, Delaware, Montgomery, Philadelphia
33871PA0110013	Keystone DPOS Gold Preferred $40/$80/$650	POS	Gold	Off	Keystone	8	Bucks, Chester, Delaware, Montgomery, Philadelphia
33871PA0110014	Keystone DPOS Gold Classic $1,500/$30/$60/90%	POS	Gold	Off	Keystone	8	Bucks, Chester, Delaware, Montgomery, Philadelphia
33871PA0110019	Keystone DPOS Silver Classic $3,750/$40/$80/50%	POS	Silver	Off	Keystone	8	Bucks, Chester, Delaware, Montgomery, Philadelphia

Company Name Keystone Health Plan East
Market Small Group
RATES FOR AGE 21, NON-TOBACCO USER, BY RATING AREA AND COUNTY

| | | | | | RATING AREA 1 | | | | | | | RATING AREA 2 | | | RATING AREA 3 | | | | | | | | | RATING AREA 4 | | | | | | | RATING AREA 5 | | | | | | RATING AREA 6 | | | | | | | | | RATING AREA 7 | | | RATING AREA 8 | | | | | RATING AREA 9 | | | | | | |
|---|---|---

Company Name: Keystone Health Plan East
Market: Small Group
Product: HMO
Effective Date of Rates: July 1, 2023 **Ending date of Rates:** September 30, 2023

HIOS Plan ID (On Exchange)=>																														
HIOS Plan ID (Off Exchange)=>	33871PA0100020		33871PA0100021		33871PA0100022		33871PA0100023		33871PA0100024		33871PA0100025		33871PA0100026		33871PA0100044		33871PA0100045		33871PA0100047		33871PA0100049		33871PA0100050		33871PA0100052		33871PA0100053		33871PA0110011	
Plan Marketing Name =>	HMO Platinum Preferred $10/		HMO Platinum Preferred $20/		ne HMO Gold Preferred $40/$8		HMO Gold Classic $1,500/$30/		HMO Silver Classic $4,750/$40		HMO Silver Classic $3,750/$40		Keystone HMO Gold Proactive		Keystone HMO Silver Proactive		HMO Gold Classic $2,500/$40/		HMO Silver Secure $5,000/$50/		HMO Platinum Preferred $25/		stone HMO Silver Proactive Va		HMO Platinum Preferred $5/		DPOS Platinum Preferred $10/	
Form # =>	KE 670 SG EXC-OFF Rev. 1.23		KE 670 SG EXC-OFF Rev. 1.23		KE 670 SG EXC-OFF Rev. 1.23		KE 670 SG EXC-OFF Rev. 1.23		KE 670 SG EXC-OFF Rev. 1.23		KE 670 SG EXC-OFF Rev. 1.23		KE 670 SG EXC-OFF Rev. 1.23		E 670 SG EXC-OFF.Tier Rev. 1.2		E 670 SG EXC-OFF.Tier Rev. 1.2		KE 670 SG EXC-OFF Rev. 1.23		KE 670 SG EXC-OFF Rev. 1.23		KE 670 SG EXC-OFF Rev. 1.23		E 670 SG EXC-OFF.Tier Rev. 1.2		KE 670 SG EXC-OFF Rev. 1.23		670 SG EXC-OFF.Direct Rev. 1.	
Rating Area =>	8		8		8		8		8		8		8		8		8		8		8		8		8		8		8	
Network =>	ystone Health Plan East Netwo		ystone Health Plan East Netwo		ystone Health Plan East Netwo		ystone Health Plan East Netwo		ystone Health Plan East Netwo		ystone Health Plan East Netwo		ystone Health Plan East Netwo		Proactive Network		Proactive Network		ystone Health Plan East Netwo		ystone Health Plan East Netwo		ystone Health Plan East Netwo		Proactive Network		ystone Health Plan East Netwo		ystone Health Plan East Netwo	
Metal =>	Platinum		Platinum		Gold		Gold		Silver		Silver		Bronze		Gold		Silver		Gold		Silver		Platinum		Silver		Platinum		Platinum	
Deductible =>	$0		$0		$0		$1,500		$4,750		$3,750		$7,500		$0		$0/$6000/$6000		$2,500		$5,000		$0		$1500/$6000/$6000		$0		$0	
Coinsurance =>	0%		0%		10%		10%		30%		50%		50%		0%/20%/30%		0%/5%/10%		0%		0%		0%		0%/5%/10%		0%		0%	
Copays =>	$10/$20		$20/$40		$40/$80		$30 no ded/$60 no ded		$40 no ded/$80 no ded		$40 no ded/$80 no ded		$70 no ded/$140 no ded		$15/$40, $30/$60, $45/$80		o ded/$140 no ded, $80 no de		$40 no ded/$80 no ded		$50 no ded/$100 no ded		$25/$50		o ded/$140 no ded, $80 no de		$5/$15		$10/$20	
OOP Maximum =>	$3,500		$4,000		$9,100		$8,000		$9,100		$9,100		$9,100		$9,100		$9,100		$7,000		$9,100		$4,500		$9,100		$5,500		$3,500	
Pediatric Dental (Yes/No) =>	Yes		Yes		Yes		Yes		Yes		Yes		Yes		Yes		Yes		Yes		Yes		Yes		Yes		Yes		Yes	
Age Band	Non-Tobacco	Tobacco	Non-Tobacco	Tobacco	Non-Tobacco	Tobacco	Non-Tobacco	Tobacco	Non-Tobacco	Tobacco	Non-Tobacco	Tobacco	Non-Tobacco	Tobacco	Non-Tobacco	Tobacco	Non-Tobacco	Tobacco	Non-Tobacco	Tobacco	Non-Tobacco	Tobacco	Non-Tobacco	Tobacco	Non-Tobacco	Tobacco	Non-Tobacco	Tobacco	Non-Tobacco	Tobacco
0 - 14	$424.79	$424.79	$411.71	$411.71	$326.01	$326.01	$329.61	$329.61	$265.27	$265.27	$269.52	$269.52	$200.48	$200.48	$309.63	$309.63	$231.04	$231.04	$340.74	$340.74	$239.03	$239.03	$400.96	$400.96	$221.21	$221.21	$408.42	$408.42	$444.45	$444.45
15	$462.55	$462.55	$448.30	$448.30	$354.99	$354.99	$358.91	$358.91	$288.85	$288.85	$293.47	$293.47	$218.30	$218.30	$337.15	$337.15	$251.57	$251.57	$371.03	$371.03	$260.28	$260.28	$436.60	$436.60	$240.87	$240.87	$444.72	$444.72	$483.96	$483.96
16	$476.99	$476.99	$462.30	$462.30	$366.07	$366.07	$370.11	$370.11	$297.87	$297.87	$302.63	$302.63	$225.11	$225.11	$347.67	$347.67	$259.43	$259.43	$382.61	$382.61	$268.40	$268.40	$450.23	$450.23	$248.39	$248.39	$458.60	$458.60	$499.06	$499.06
17	$491.42	$491.42	$476.29	$476.29	$377.15	$377.15	$381.31	$381.31	$306.88	$306.88	$311.79	$311.79	$231.92	$231.92	$358.19	$358.19	$267.28	$267.28	$394.19	$394.19	$276.53	$276.53	$463.86	$463.86	$255.91	$255.91	$472.48	$472.48	$514.17	$514.17
18	$506.97	$506.97	$491.36	$491.36	$389.08	$389.08	$393.38	$393.38	$316.59	$316.59	$321.66	$321.66	$239.26	$239.26	$369.53	$369.53	$275.74	$275.74	$406.66	$406.66	$285.28	$285.28	$478.53	$478.53	$264.00	$264.00	$487.43	$487.43	$530.43	$530.43
19	$522.52	$522.52	$506.43	$506.43	$401.02	$401.02	$405.44	$405.44	$326.30	$326.30	$331.52	$331.52	$246.60	$246.60	$380.86	$380.86	$284.19	$284.19	$419.13	$419.13	$294.02	$294.02	$493.21	$493.21	$272.10	$272.10	$502.38	$502.38	$546.70	$546.70
20	$538.62	$538.62	$522.03	$522.03	$413.38	$413.38	$417.93	$417.93	$336.36	$336.36	$341.74	$341.74	$254.20	$254.20	$392.60	$392.60	$292.95	$292.95	$432.05	$432.05	$303.09	$303.09	$508.41	$508.41	$280.49	$280.49	$517.86	$517.86	$563.55	$563.55
21	$555.28	$624.69	$538.18	$605.45	$426.16	$479.43	$430.86	$484.72	$346.76	$390.11	$352.31	$396.35	$262.06	$294.82	$404.74	$455.33	$302.01	$339.76	$445.41	$501.09	$312.46	$351.52	$524.13	$589.65	$289.16	$325.31	$533.88	$600.62	$580.98	$653.60
22	$555.28	$624.69	$538.18	$605.45	$426.16	$479.43	$430.86	$484.72	$346.76	$390.11	$352.31	$396.35	$262.06	$294.82	$404.74	$455.33	$302.01	$339.76	$445.41	$501.09	$312.46	$351.52	$524.13	$589.65	$289.16	$325.31	$533.88	$600.62	$580.98	$653.60
23	$555.28	$624.69	$538.18	$605.45	$426.16	$479.43	$430.86	$484.72	$346.76	$390.11	$352.31	$396.35	$262.06	$294.82	$404.74	$455.33	$302.01	$339.76	$445.41	$501.09	$312.46	$351.52	$524.13	$589.65	$289.16	$325.31	$533.88	$600.62	$580.98	$653.60
24	$555.28	$624.69	$538.18	$605.45	$426.16	$479.43	$430.86	$484.72	$346.76	$390.11	$352.31	$396.35	$262.06	$294.82	$404.74	$455.33	$302.01	$339.76	$445.41	$501.09	$312.46	$351.52	$524.13	$589.65	$289.16	$325.31	$533.88	$600.62	$580.98	$653.60
25	$557.50	$627.19	$540.33	$607.87	$427.86	$481.35	$432.58	$486.66	$348.15	$391.67	$353.72	$397.93	$263.11	$296.00	$406.36	$457.15	$303.22	$341.12	$447.19	$503.09	$313.71	$352.92	$526.23	$592.00	$290.32	$326.61	$536.02	$603.02	$583.30	$656.22
26	$568.61	$639.68	$551.10	$619.98	$436.39	$490.94	$441.20	$496.35	$355.08	$399.47	$360.77	$405.86	$268.35	$301.89	$414.45	$466.26	$309.26	$347.92	$456.10	$513.11	$319.96	$359.95	$536.71	$603.80	$296.10	$333.11	$546.69	$615.03	$594.92	$669.29
27	$581.93	$654.68	$564.01	$634.51	$446.62	$502.44	$451.54	$507.98	$363.40	$408.83	$369.22	$415.37	$274.64	$308.97	$424.17	$477.19	$316.51	$356.07	$466.79	$525.14	$327.46	$368.39	$549.29	$617.95	$303.04	$340.92	$559.51	$629.44	$608.87	$684.98
28	$603.59	$679.04	$585.00	$658.13	$463.24	$521.18	$468.34	$526.89	$376.93	$424.04	$382.96	$430.83	$284.86	$320.47	$439.95	$494.95	$328.28	$369.32	$484.16	$544.68	$339.64	$382.10	$569.73	$640.95	$314.32	$353.61	$580.33	$652.87	$631.53	$710.47
29	$621.36	$699.03	$602.22	$677.50	$476.87	$536.48	$482.13	$542.40	$388.02	$436.53	$394.23	$443.51	$293.25	$329.90	$452.90	$509.52	$337.95	$380.19	$498.41	$560.72	$349.64	$393.35	$586.50	$659.81	$323.57	$364.02	$597.41	$672.09	$650.12	$731.38
30	$630.24	$740.54	$610.83	$717.73	$483.69	$568.34	$489.03	$574.61	$393.57	$462.45	$399.87	$469.85	$297.44	$349.49	$459.38	$539.77	$342.78	$402.77	$505.54	$594.01	$354.64	$416.70	$594.89	$698.99	$328.20	$385.63	$605.95	$712.00	$659.41	$774.81
31	$643.57	$756.19	$623.75	$732.91	$493.92	$580.36	$499.37	$586.76	$401.89	$472.23	$408.33	$479.78	$303.73	$356.88	$469.09	$551.19	$350.03	$411.28	$516.23	$606.57	$362.14	$425.52	$607.47	$713.77	$335.14	$393.79	$618.77	$727.05	$673.36	$791.19
32	$656.90	$771.85	$636.67	$748.08	$504.15	$592.37	$509.71	$598.91	$410.22	$482.01	$416.78	$489.72	$310.02	$364.27	$478.81	$562.60	$357.28	$419.80	$526.92	$619.13	$369.64	$434.33	$620.05	$728.55	$342.08	$401.94	$631.58	$742.11	$687.30	$807.58
33	$665.23	$781.64	$644.74	$757.57	$510.54	$599.88	$516.17	$606.50	$415.42	$488.12	$422.07	$495.93	$313.95	$368.89	$484.88	$569.73	$361.81	$425.12	$533.60	$626.98	$374.33	$439.83	$627.91	$737.79	$346.41	$407.04	$639.59	$751.52	$696.01	$817.82
34	$674.71	$792.08	$653.35	$767.69	$517.36	$607.90	$523.06	$614.60	$420.97	$494.64	$427.70	$502.55	$318.14	$373.82	$491.35	$577.34	$366.64	$430.80	$540.73	$635.36	$379.33	$445.71	$636.29	$747.65	$351.04	$412.47	$648.13	$761.55	$705.31	$828.74
35	$678.55	$797.30	$657.66	$772.75	$520.77	$611.90	$526.51	$618.65	$423.74	$497.90	$430.52	$505.86	$320.24	$376.28	$494.59	$581.15	$369.06	$433.64	$544.29	$639.54	$381.83	$448.65	$640.49	$752.57	$353.35	$415.19	$652.40	$766.57	$709.96	$834.20
36	$682.99	$802.52	$661.96	$777.80	$524.18	$615.91	$529.96	$622.70	$426.51	$501.15	$433.34	$509.18	$322.33	$378.74	$497.83	$584.95	$371.47	$436.48	$547.85	$643.73	$384.33	$451.58	$644.68	$757.50	$355.67	$417.91	$656.67	$771.59	$714.61	$839.66
37	$687.44	$807.74	$666.27	$782.86	$527.59	$619.91	$533.40	$626.75	$429.29	$504.41	$436.16	$512.49	$324.43	$381.21	$501.07	$588.76	$373.89	$439.32	$551.42	$647.92	$386.83	$454.52	$648.87	$762.43	$357.98	$420.63	$660.94	$776.61	$719.25	$845.12
38	$691.88	$812.96	$670.57	$787.92	$531.00	$623.92	$536.85	$630.80	$432.06	$507.67	$438.98	$515.80	$326.53	$383.67	$504.31	$592.56	$376.30	$442.16	$554.98	$652.10	$389.33	$457.46	$653.07	$767.35	$360.29	$423.34	$665.21	$781.63	$723.90	$850.58
39	$760.76	$823.40	$679.18	$798.04	$537.81	$631.93	$543.75	$638.90	$437.61	$514.19	$444.62	$522.42	$330.72	$388.60	$510.78	$600.17	$381.14	$447.84	$562.11	$660.48	$394.32	$463.33	$661.45	$777.21	$364.92	$428.78	$673.76	$791.66	$733.20	$861.51
40	$709.65	$869.32	$687.79	$842.55	$544.63	$667.17	$550.64	$674.53	$443.16	$542.87	$450.25	$551.56	$334.91	$410.27	$517.26	$633.64	$385.97	$472.81	$569.23	$697.31	$399.32	$489.17	$669.84	$820.55	$369.55	$452.69	$682.30	$835.82	$742.49	$909.55
41	$722.97	$885.64	$700.71	$858.37	$554.86	$679.70	$560.98	$687.20	$451.48	$553.06	$458.71	$561.92	$341.20	$417.97	$526.97	$645.54	$393.22	$481.69	$579.92	$710.41	$406.82	$498.36	$682.42	$835.96	$376.49	$461.20	$695.11	$851.51	$756.44	$926.63
42	$735.75	$901.29	$713.09	$873.53	$564.66	$691.71	$570.89	$699.34	$459.46	$562.83	$466.81	$571.84	$347.23	$425.36	$536.28	$656.94	$400.16	$490.20	$590.17	$722.96	$414.01	$507.16	$694.47	$850.73	$383.14	$469.34	$707.39	$866.55	$769.80	$943.00
43	$753.51	$923.06	$730.31	$894.63	$578.30	$708.42	$584.68	$716.23	$470.55	$576.43	$478.08	$585.65	$355.62	$435.63	$549.23	$672.81	$409.83	$502.04	$604.42	$740.42	$424.01	$519.41	$711.24	$871.27	$392.39	$480.68	$724.48	$887.48	$788.39	$965.78
44	$775.73	$950.26	$751.84	$921.00	$595.35	$729.30	$601.91	$737.34	$484.42	$593.42	$492.18	$602.92	$366.10	$448.47	$565.42	$692.64	$421.91	$516.84	$622.24	$762.24	$436.51	$534.72	$732.21	$896.96	$403.96	$494.85	$745.83	$913.64	$811.63	$994.25
45	$801.82	$982.23	$777.13	$951.99	$615.38	$753.83	$622.16	$762.15	$500.72	$613.38	$508.74	$623.20	$378.41	$463.56	$584.44	$715.94	$436.10	$534.23	$643.17	$787.89	$451.19	$552.71	$756.84	$927.13	$417.55	$511.50	$770.92	$944.38	$838.94	$1,027.70
46	$832.92	$1,020.33	$807.27	$988.91	$639.24	$783.07	$646.29	$791.71	$520.14	$637.17	$528.47	$647.37	$393.09	$481.54	$607.11	$743.71	$453.02	$554.94	$668.12	$818.44	$468.69	$574.15	$786.20	$963.09	$433.74	$531.33	$800.82	$981.00	$871.47	$1,067.55
47	$867.90	$1,063.18	$841.18	$1,030.44	$666.09	$815.96	$673.43	$824.96	$541.99	$663.93	$550.66	$674.56	$409.60	$501.76	$632.61	$774.95	$472.04	$578.25	$696.18	$852.82	$488.37	$598.26	$819.22	$1,003.54	$451.96	$553.65	$834.45	$1,022.21	$908.07	$1,112.39
48	$907.88	$1,112.16	$879.92	$1,077.91	$696.77	$853.55	$704.46	$862.96	$566.95	$694.52	$576.03	$705.63	$428.47	$524.87	$661.75	$810.64	$493.79	$604.89	$728.25	$892.10	$510.87	$625.82	$856.95	$1,049.77	$472.78	$579.15	$872.89	$1,069.29	$949.90	$1,163.63
49	$947.31	$1,160.45	$918.14	$1,124.72	$727.03	$890.61	$735.05	$900.43	$591.57	$724.68	$601.04	$736.28	$447.07	$547.67	$690.49	$845.85	$515.23	$631.16	$759.87	$930.84	$533.06	$652.99	$894.17	$1,095.35	$493.31	$604.30	$910.80	$1,115.73	$991.15	$1,214.16
50	$991.73	$1,363.63	$961.19	$1,321.64	$761.12	$1,046.54	$769.52	$1,058.08	$619.31	$851.56	$629.23	$865.19	$468.04	$643.55	$722.87	$993.94	$539.39	$741.66	$795.50	$1,093.82	$558.05	$767.32	$936.10	$1,287.13	$516.44	$710.10	$953.51	$1,311.08	$1,037.63	$1,426.74
51	$1,035.60	$1,423.95	$1,003.71	$1,380.10	$794.79	$1,092.83	$803.55	$1,104.89	$646.71	$889.22	$657.06	$903.45	$488.74	$672.02	$754.84	$1,037.91	$563.25	$774.47	$830.69	$1,142.20	$582.74	$801.26	$977.50	$1,344.07	$539.28	$741.51	$995.69	$1,369.07	$1,083.53	$1,489.85
52	$1,083.91	$1,490.37	$1,050.53	$1,444.48	$831.86	$1,143.81	$841.04	$1,156.43	$676.88	$930.70	$687.71	$945.60	$511.54	$703.37	$790.05	$1,086.32	$589.52	$810.59	$869.44	$1,195.48	$609.92	$838.64	$1,023.10	$1,406.76	$564.44	$776.11	$1,042.13	$1,432.93	$1,134.07	$1,559.35
53	$1,132.77	$1,557.56	$1,097.89	$1,509.59	$869.37	$1,195.38	$878.95	$1,208.56	$707.39	$972.66	$718.71	$988.23	$534.60	$735.08	$825.67	$1,135.30	$616.10	$847.14	$908.64	$1,249.38	$637.42	$876.45	$1,069.23	$1,470.18	$589.89	$811.09	$1,089.12	$1,497.53	$1,185.20	$1,629.65
54	$1,185.52	$1,630.09	$1,149.01	$1,579.89	$909.85	$1,251.05	$919.89	$1,264.84	$740.33	$1,017.96	$752.18	$1,034.25	$559.50	$769.31	$864.12	$1,188.16	$644.79	$886.59	$950.95	$1,307.56	$667.10	$917.27	$1,119.02	$1,538.65	$617.36	$848.87	$1,139.83	$1,567.27	$1,240.39	$1,705.54
55	$1,238.27	$1,702.63	$1,200.14	$1,650.19	$950.34	$1,306.71	$960.82	$1,321.12	$773.27	$1,063.25	$785.65	$1,080.27	$584.39	$803.54	$902.57	$1,241.03	$673.48	$926.04	$993.26	$1,365.74	$696.79	$958.08	$1,168.81	$1,607.11	$644.83	$886.64	$1,190.55	$1,637.01	$1,295.59	$1,781.43
56	$1,295.47	$1,781.27	$1,255.57	$1,726.41	$994.23	$1,367.07	$1,005.20	$1,382.15	$808.99	$1,112.36	$821.94	$1,130.17	$611.39	$840.66	$944.26	$1,298.36	$704.59	$968.81	$1,039.14	$1,428.82	$728.97	$1,002.33	$1,222.80	$1,681.34	$674.61	$927.59	$1,245.54	$1,712.62	$1,355.43	$1,863.71
57	$1,353.22	$1,892.67	$1,311.54	$1,803.37	$1,038.55	$1,428.01	$1,050.01	$1,443.76	$845.05	$1,161.95	$858.58	$1,180.55	$638.64	$878.13	$986.35	$1,356.23	$736.00	$1,012.00	$1,085.46	$1,492.51	$761.47	$1,047.01	$1,277.30	$1,756.29	$704.68	$968.94	$1,301.07	$1,788.97	$1,415.85	$1,946.79
58	$1,414.85	$1,945.42	$1,371.28	$1,885.51	$1,085.86	$1,493.05	$1,097.83	$1,509.52	$883.54	$1,214.87	$897.69	$1,234.32	$667.73	$918.13	$1,031.28	$1,418.01	$769.52	$1,058.09	$1,134.90	$1,560.49	$796.15	$1,094.70	$1,335.48	$1,836.29	$736.78	$1,013.07	$1,360.33	$1,870.45	$1,480.34	$2,035.46
59	$1,445.39	$1,987.42	$1,400.88	$1,926.21	$1,109.29	$1,525.28	$1,121.53	$1,542.10	$902.62	$1,241.10	$917.06	$1,260.96	$682.14	$937.95	$1,053.54	$1,448.62	$786.13	$1,080.93	$1,159.40	$1,594.18	$813.33	$1,118.33	$1,364.31	$1,875.93	$752.68	$1,034.94	$1,389.69	$1,910.82	$1,512.29	$2,079.40
60	$1,507.03	$2,072.17	$1,460.62	$2,008.35	$1,156.60	$1,590.32	$1,169.35	$1,607.86	$941.11	$1,294.02	$956.17	$1,314.73	$711.23	$977.94	$1,098.46	$1,510.39	$819.66	$1,127.03	$1,208.84	$1,662.16	$848.02	$1,166.02	$1,422.49	$1,955.92	$784.78	$1,079.07	$1,448.95	$1,992.31	$1,576.78	$2,168.07
61	$1,560.34	$2,145.46	$1,512.29	$2,079.39	$1,197.51	$1,646.58	$1,210.72	$1,664.74	$974.40	$1,339.79	$989.99	$1,361.24	$736.39	$1,012.53	$1,137.32	$1,563.81	$848.65	$1,166.89	$1,251.60	$1,720.95	$878.01	$1,207.27	$1,472.81	$2,025.11	$812.54	$1,117.24	$1,500.20	$2,062.78	$1,632.55	$2,244.76
62	$1,595.32	$2,193.56	$1,546.19	$2,126.01	$1,224.36	$1,683.49	$1,237.86	$1,702.06	$996.24	$1,369.83	$1,012.19	$1,391.76	$752.90	$1,035.24	$1,162.82	$1,598.87	$867.67	$1,193.05	$1,279.66	$1,759.54	$897.70	$1,234.33	$1,505.83	$2,070.51	$830.76	$1,142.29	$1,533.84	$2,109.03	$1,669.16	$2,295.09
63	$1,639.19	$2,253.88	$1,588.71	$2,184.47	$1,258.02	$1,729.78	$1,271.90	$1,748.86	$1,023.64	$1,407.50	$1,040.02	$1,430.03	$773.60	$1,063.70	$1,194.79	$1,642.84	$891.53	$1,225.86	$1,314.85	$1,807.92	$922.38	$1,268.28	$1,547.23	$2,127.44	$853.60	$1,173.70	$1,576.01	$2,167.02	$1,715.05	$2,358.20
64+	$1,665.84	$2,290.53	$1,614.54	$2,219.99	$1,278.48	$1,757.91	$1,292.58	$1,777.30	$1,040.28	$1,430.39	$1,056.93	$1,453.28	$786.18	$1,081.00	$1,214.22	$1,669.55	$906.03	$1,245.79	$1,336.23	$1,837.32	$937.38	$1,288.90	$1,572.39	$2,162.04	$867.50	$1,192.79	$1,601.64	$2,202.26	$1,742.94	$2,396.54

Keystone Health Plan East
Small Group
Plan Design Summary

HIOS Plan ID	Plan Marketing Name	Product	Metal	On/Off Exchange	Network	Rating Area	Counties Covered
33871PA0100020	Keystone HMO Platinum Preferred $10/$20/$200	HMO	Platinum	Off	Keystone	8	Bucks, Chester, Delaware, Montgomery, Philadelphia
33871PA0100021	Keystone HMO Platinum Preferred $20/$40/$250	HMO	Platinum	Off	Keystone	8	Bucks, Chester, Delaware, Montgomery, Philadelphia
33871PA0100022	Keystone HMO Gold Preferred $40/$80/$650	HMO	Gold	Off	Keystone	8	Bucks, Chester, Delaware, Montgomery, Philadelphia
33871PA0100023	Keystone HMO Gold Classic $1,500/$30/$60/90%	HMO	Gold	Off	Keystone	8	Bucks, Chester, Delaware, Montgomery, Philadelphia
33871PA0100024	Keystone HMO Silver Classic $4,750/$40/$80/70%	HMO	Silver	Off	Keystone	8	Bucks, Chester, Delaware, Montgomery, Philadelphia
33871PA0100025	Keystone HMO Silver Classic $3,750/$40/$80/50%	HMO	Silver	Off	Keystone	8	Bucks, Chester, Delaware, Montgomery, Philadelphia
33871PA0100026	Keystone HMO Bronze Essential $7,500/$70/$140/$700	HMO	Bronze	Off	Keystone	8	Bucks, Chester, Delaware, Montgomery, Philadelphia
33871PA0100044	Keystone HMO Gold Proactive	HMO	Gold	Off	Proactive	8	Bucks, Chester, Delaware, Montgomery, Philadelphia
33871PA0100045	Keystone HMO Silver Proactive	HMO	Silver	Off	Proactive	8	Bucks, Chester, Delaware, Montgomery, Philadelphia
33871PA0100047	Keystone HMO Gold Classic $2,500/$40/$80/100%	HMO	Gold	Off	Keystone	8	Bucks, Chester, Delaware, Montgomery, Philadelphia
33871PA0100049	Keystone HMO Silver Secure $5,000/$50/$100/$600	HMO	Silver	Off	Keystone	8	Bucks, Chester, Delaware, Montgomery, Philadelphia
33871PA0100050	Keystone HMO Platinum Preferred $25/$50/$400	HMO	Platinum	Off	Keystone	8	Bucks, Chester, Delaware, Montgomery, Philadelphia
33871PA0100052	Keystone HMO Silver Proactive Value	HMO	Silver	Off	Proactive	8	Bucks, Chester, Delaware, Montgomery, Philadelphia
33871PA0100053	Keystone HMO Platinum Preferred $5/$15/$500	HMO	Platinum	Off	Keystone	8	Bucks, Chester, Delaware, Montgomery, Philadelphia
33871PA0110011	Keystone DPOS Platinum Preferred $10/$20/$200	POS	Platinum	Off	Keystone	8	Bucks, Chester, Delaware, Montgomery, Philadelphia
33871PA0110012	Keystone DPOS Platinum Preferred $20/$40/$250	POS	Platinum	Off	Keystone	8	Bucks, Chester, Delaware, Montgomery, Philadelphia
33871PA0110013	Keystone DPOS Gold Preferred $40/$80/$650	POS	Gold	Off	Keystone	8	Bucks, Chester, Delaware, Montgomery, Philadelphia
33871PA0110014	Keystone DPOS Gold Classic $1,500/$30/$60/90%	POS	Gold	Off	Keystone	8	Bucks, Chester, Delaware, Montgomery, Philadelphia
33871PA0110019	Keystone DPOS Silver Classic $3,750/$40/$80/50%	POS	Silver	Off	Keystone	8	Bucks, Chester, Delaware, Montgomery, Philadelphia

Company Name Keystone Health Plan East
Market Small Group
RATES FOR AGE 21, NON-TOBACCO USER, BY RATING AREA AND COUNTY

| | | | | | RATING AREA 1 | | | | | | | RATING AREA 2 | | | RATING AREA 3 | | | | | | | | | | | RATING AREA 4 | | | | | | | | | | | RATING AREA 5 | | | | | | | RATING AREA 6 | | | | | | | | | RATING AREA 7 | | | | RATING AREA 8 | | | | | RATING AREA 9 | | | | | | |
|---|---|---

Company Name: Keystone Health Plan East
Market: Small Group
Product: HMO
Effective Date of Rates: October 1, 2023
Ending date of Rates: December 31, 2023

HIOS Plan ID (On Exchange)=>																																		
HIOS Plan ID (Off Exchange)=>	33871PA0100020		33871PA0100021		33871PA0100022		33871PA0100023		33871PA0100024		33871PA0100025		33871PA0100026		33871PA0100044		33871PA0100045		33871PA0100047		33871PA0100049		33871PA0100050		33871PA0100052		33871PA0100053		33871PA0110011		33871PA0110012		33871PA0110013		33871PA0110014		33871PA0110019	
Plan Marketing Name =>	HMO Platinum Preferred $10/		HMO Platinum Preferred $20/		ne HMO Gold Preferred $40/$8		HMO Gold Classic $1,500/$30/		HMO Silver Classic $4,750/$40		HMO Silver Classic $3,750/$40		IO Bronze Essential $7,500/$7		Keystone HMO Gold Proactive		Keystone HMO Silver Proactive		HMO Gold Classic $2,500/$40/		HMO Silver Secure $5,000/$50/		HMO Platinum Preferred $25/		stone HMO Silver Proactive Va		HMO Platinum Preferred $5/		DPOS Platinum Preferred $10/		DPOS Platinum Preferred $20/		e DPOS Gold Preferred $40/$		DPOS Gold Classic $1,500/$30		DPOS Silver Classic $3,750/$40	
Form # =>	KE 670 SG EXC-OFF Rev. 1.23		KE 670 SG EXC-OFF Rev. 1.23		KE 670 SG EXC-OFF Rev. 1.23		KE 670 SG EXC-OFF Rev. 1.23		KE 670 SG EXC-OFF Rev. 1.23		KE 670 SG EXC-OFF Rev. 1.23		KE 670 SG EXC-OFF Rev. 1.23		E 670 SG EXC-OFF.Tier Rev. 1.2		E 670 SG EXC-OFF.Tier Rev. 1.2		KE 670 SG EXC-OFF Rev. 1.23		KE 670 SG EXC-OFF Rev. 1.23		KE 670 SG EXC-OFF Rev. 1.23		E 670 SG EXC-OFF.Tier Rev. 1.2		KE 670 SG EXC-OFF Rev. 1.23		670 SG EXC-OFF.Direct Rev. 1.		670 SG EXC-OFF.Direct Rev. 1.		670 SG EXC-OFF.Direct Rev. 1.		670 SG EXC-OFF.Direct Rev. 1.		670 SG EXC-OFF.Direct Rev. 1.	
Rating Area =>	8		8		8		8		8		8		8		8		8		8		8		8		8		8		8		8		8		8		8	
Network =>	ystone Health Plan East Netwo		ystone Health Plan East Netwo		ystone Health Plan East Netwo		ystone Health Plan East Netwo		ystone Health Plan East Netwo		ystone Health Plan East Netwo		ystone Health Plan East Netwo		Proactive Network		Proactive Network		ystone Health Plan East Netwo		ystone Health Plan East Netwo		ystone Health Plan East Netwo		Proactive Network		ystone Health Plan East Netwo		ystone Health Plan East Netwo		ystone Health Plan East Netwo		ystone Health Plan East Netwo		ystone Health Plan East Netwo		ystone Health Plan East Netwo	
Metal =>	Platinum		Platinum		Gold		Gold		Silver		Silver		Bronze		Gold		Silver		Gold		Silver		Platinum		Silver		Platinum		Platinum		Platinum		Gold		Gold		Silver	
Deductible =>	$0		$0		$0		$1,500		$4,750		$3,750		$7,500		$0		$0/$6000/$6000		$2,500		$5,000		$0		$1500/$6000/$6000		$0		$0		$0		$0		$1,500		$3,750	
Coinsurance =>	0%		0%		0%		10%		30%		50%		50%		0%/20%/30%		0%/5%/10%		0%		0%		0%		0%/5%/10%		0%		0%		0%		0%		10%		50%	
Copays =>	$10/$20		$20/$40		$40/$80		$30 no ded/$60 no ded		$40 no ded/$80 no ded		$40 no ded/$80 no ded		$70 no ded/$140 no ded		$15/$40, $30/$60, $45/$80		o ded/$140 no ded, $80 no de		$40 no ded/$80 no ded		$50 no ded/$100 no ded		$25/$50		o ded/$140 no ded, $80 no de		$5/$15		$10/$20		$20/$40		$40/$80		$30 no ded/$60 no ded		$40 no ded/$80 no ded	
OOP Maximum =>	$3,500		$4,000		$9,100		$8,000		$9,100		$9,100		$9,100		$9,100		$9,100		$7,000		$9,100		$4,500		$9,100		$5,500		$3,500		$4,000		$9,100		$8,000		$9,100	
Pediatric Dental (Yes/No) =>	Yes		Yes		Yes		Yes		Yes		Yes		Yes		Yes		Yes		Yes		Yes		Yes		Yes		Yes		Yes		Yes		Yes		Yes		Yes	
Age Band	Non-Tobacco	Tobacco	Non-Tobacco	Tobacco	Non-Tobacco	Tobacco	Non-Tobacco	Tobacco	Non-Tobacco	Tobacco	Non-Tobacco	Tobacco	Non-Tobacco	Tobacco	Non-Tobacco	Tobacco	Non-Tobacco	Tobacco	Non-Tobacco	Tobacco	Non-Tobacco	Tobacco	Non-Tobacco	Tobacco	Non-Tobacco	Tobacco	Non-Tobacco	Tobacco	Non-Tobacco	Tobacco	Non-Tobacco	Tobacco	Non-Tobacco	Tobacco	Non-Tobacco	Tobacco	Non-Tobacco	Tobacco
0 - 14	$431.16	$431.16	$417.88	$417.88	$330.90	$330.90	$334.55	$334.55	$269.25	$269.25	$273.56	$273.56	$203.48	$203.48	$314.27	$314.27	$234.50	$234.50	$345.85	$345.85	$242.61	$242.61	$406.97	$406.97	$224.53	$224.53	$414.54	$414.54	$451.12	$451.12	$435.60	$435.60	$345.85	$345.85	$348.42	$348.42	$285.47	$285.47
15	$469.49	$469.49	$455.03	$455.03	$360.31	$360.31	$364.29	$364.29	$293.18	$293.18	$297.87	$297.87	$221.57	$221.57	$342.20	$342.20	$255.35	$255.35	$376.59	$376.59	$264.18	$264.18	$443.15	$443.15	$244.49	$244.49	$451.39	$451.39	$491.22	$491.22	$474.32	$474.32	$376.59	$376.59	$379.39	$379.39	$310.84	$310.84
16	$484.14	$484.14	$469.23	$469.23	$371.56	$371.56	$375.66	$375.66	$302.33	$302.33	$307.17	$307.17	$228.49	$228.49	$352.89	$352.89	$263.32	$263.32	$388.35	$388.35	$272.42	$272.42	$456.98	$456.98	$252.12	$252.12	$465.47	$465.47	$506.55	$506.55	$489.12	$489.12	$388.35	$388.35	$391.23	$391.23	$320.54	$320.54
17	$498.79	$498.79	$483.43	$483.43	$382.81	$382.81	$387.03	$387.03	$311.48	$311.48	$316.47	$316.47	$235.40	$235.40	$363.57	$363.57	$271.29	$271.29	$400.10	$400.10	$280.67	$280.67	$470.81	$470.81	$259.75	$259.75	$479.56	$479.56	$521.88	$521.88	$503.93	$503.93	$400.10	$400.10	$403.07	$403.07	$330.25	$330.25
18	$514.58	$514.58	$498.73	$498.73	$394.92	$394.92	$399.27	$399.27	$321.34	$321.34	$326.48	$326.48	$242.85	$242.85	$375.07	$375.07	$279.87	$279.87	$412.76	$412.76	$289.55	$289.55	$485.71	$485.71	$267.97	$267.97	$494.74	$494.74	$538.40	$538.40	$519.87	$519.87	$412.76	$412.76	$415.83	$415.83	$340.70	$340.70
19	$530.36	$530.36	$514.02	$514.02	$407.03	$407.03	$411.52	$411.52	$331.19	$331.19	$336.49	$336.49	$250.30	$250.30	$386.57	$386.57	$288.45	$288.45	$425.42	$425.42	$298.43	$298.43	$500.60	$500.60	$276.18	$276.18	$509.91	$509.91	$554.91	$554.91	$535.81	$535.81	$425.42	$425.42	$428.58	$428.58	$351.14	$351.14
20	$546.70	$546.70	$529.86	$529.86	$419.57	$419.57	$424.20	$424.20	$341.40	$341.40	$346.86	$346.86	$258.01	$258.01	$398.49	$398.49	$297.34	$297.34	$438.53	$438.53	$307.63	$307.63	$516.03	$516.03	$284.70	$284.70	$525.62	$525.62	$572.01	$572.01	$552.33	$552.33	$438.53	$438.53	$441.79	$441.79	$361.97	$361.97
21	$563.61	$634.06	$546.25	$614.53	$432.55	$486.62	$437.32	$491.99	$351.96	$395.96	$357.59	$402.29	$265.99	$299.24	$410.81	$462.16	$306.54	$344.86	$452.09	$508.60	$317.14	$356.78	$531.99	$598.49	$293.50	$330.19	$541.88	$609.62	$589.70	$663.41	$569.41	$640.59	$452.09	$508.60	$455.45	$512.38	$373.16	$419.81
22	$563.61	$634.06	$546.25	$614.53	$432.55	$486.62	$437.32	$491.99	$351.96	$395.96	$357.59	$402.29	$265.99	$299.24	$410.81	$462.16	$306.54	$344.86	$452.09	$508.60	$317.14	$356.78	$531.99	$598.49	$293.50	$330.19	$541.88	$609.62	$589.70	$663.41	$569.41	$640.59	$452.09	$508.60	$455.45	$512.38	$373.16	$419.81
23	$563.61	$634.06	$546.25	$614.53	$432.55	$486.62	$437.32	$491.99	$351.96	$395.96	$357.59	$402.29	$265.99	$299.24	$410.81	$462.16	$306.54	$344.86	$452.09	$508.60	$317.14	$356.78	$531.99	$598.49	$293.50	$330.19	$541.88	$609.62	$589.70	$663.41	$569.41	$640.59	$452.09	$508.60	$455.45	$512.38	$373.16	$419.81
24	$563.61	$634.06	$546.25	$614.53	$432.55	$486.62	$437.32	$491.99	$351.96	$395.96	$357.59	$402.29	$265.99	$299.24	$410.81	$462.16	$306.54	$344.86	$452.09	$508.60	$317.14	$356.78	$531.99	$598.49	$293.50	$330.19	$541.88	$609.62	$589.70	$663.41	$569.41	$640.59	$452.09	$508.60	$455.45	$512.38	$373.16	$419.81
25	$565.86	$636.60	$548.44	$616.99	$434.28	$488.57	$439.07	$493.95	$353.37	$397.54	$359.02	$403.90	$267.05	$300.44	$412.45	$464.01	$307.77	$346.24	$453.90	$510.64	$318.41	$358.21	$534.12	$600.88	$294.67	$331.51	$544.05	$612.05	$592.06	$666.07	$571.69	$643.15	$453.90	$510.64	$457.27	$514.43	$374.65	$421.48
26	$577.14	$649.28	$559.36	$629.28	$442.93	$498.30	$447.82	$503.79	$360.41	$405.46	$366.17	$411.94	$272.37	$306.42	$420.67	$473.25	$313.90	$353.13	$462.94	$520.81	$324.75	$365.35	$544.76	$612.85	$300.54	$338.11	$554.89	$624.25	$603.85	$679.33	$583.08	$655.96	$462.94	$520.81	$466.38	$524.68	$382.12	$429.88
27	$590.66	$664.50	$572.47	$644.03	$453.31	$509.98	$458.31	$515.60	$368.85	$414.96	$374.75	$421.60	$278.76	$313.60	$430.53	$484.34	$321.25	$361.41	$473.79	$533.01	$332.36	$373.91	$557.53	$627.22	$307.59	$346.04	$567.89	$638.88	$618.01	$695.26	$596.74	$671.33	$473.79	$533.01	$477.31	$536.98	$391.07	$439.96
28	$612.64	$689.22	$593.77	$668.00	$470.18	$528.95	$475.37	$534.79	$382.58	$430.40	$388.70	$437.29	$289.13	$325.27	$446.55	$502.37	$333.21	$374.86	$491.42	$552.85	$344.73	$387.82	$578.27	$650.56	$319.03	$358.91	$589.02	$662.65	$641.10	$721.13	$618.95	$696.32	$491.42	$552.85	$495.07	$556.96	$405.62	$456.33
29	$630.68	$709.51	$611.25	$687.66	$484.02	$544.53	$489.36	$550.53	$393.84	$443.07	$400.14	$450.16	$297.64	$334.85	$459.70	$517.16	$343.02	$385.90	$505.89	$569.12	$354.88	$399.24	$595.30	$669.71	$328.43	$369.48	$606.36	$682.16	$659.87	$742.36	$637.17	$716.82	$505.89	$569.12	$509.65	$573.35	$417.57	$469.76
30	$639.70	$751.64	$619.99	$728.49	$490.94	$576.86	$496.36	$583.22	$399.47	$469.38	$405.86	$476.89	$301.90	$354.73	$466.27	$547.87	$347.92	$408.81	$513.12	$602.92	$359.95	$422.95	$603.81	$709.48	$333.12	$391.42	$615.03	$722.66	$669.31	$786.44	$646.28	$759.38	$513.12	$602.92	$516.94	$607.40	$423.54	$497.66
31	$653.22	$767.54	$633.10	$743.90	$501.33	$589.06	$506.85	$595.55	$407.92	$479.31	$414.45	$486.98	$308.28	$362.23	$476.13	$559.45	$355.28	$417.45	$523.97	$615.67	$367.57	$431.89	$616.58	$724.48	$340.17	$399.70	$628.04	$737.95	$683.46	$803.07	$659.95	$775.44	$523.97	$615.67	$527.87	$620.24	$432.49	$508.18
32	$666.75	$783.43	$646.21	$759.30	$511.71	$601.26	$517.35	$607.89	$416.37	$489.23	$423.03	$497.06	$314.67	$369.73	$485.99	$571.04	$362.64	$426.10	$534.82	$628.42	$375.18	$440.83	$629.34	$739.48	$347.21	$407.97	$641.04	$753.23	$697.62	$819.70	$673.61	$791.49	$534.82	$628.42	$538.80	$633.09	$441.45	$518.70
33	$675.20	$793.37	$654.41	$768.93	$518.19	$608.88	$523.91	$615.59	$421.65	$495.44	$428.39	$503.36	$318.66	$374.42	$492.15	$578.28	$367.23	$431.50	$541.60	$636.38	$379.93	$446.42	$637.32	$748.86	$351.61	$413.15	$649.17	$762.78	$706.46	$830.09	$682.15	$801.53	$541.60	$636.38	$545.63	$641.11	$447.05	$525.28
34	$684.24	$803.96	$663.15	$779.20	$525.12	$617.01	$530.91	$623.82	$427.28	$502.05	$434.11	$510.08	$322.91	$379.42	$498.72	$586.00	$372.14	$437.26	$548.84	$644.88	$385.01	$452.38	$645.84	$758.86	$356.31	$418.66	$657.84	$772.96	$715.50	$841.18	$691.26	$812.23	$548.84	$644.88	$552.92	$649.68	$453.02	$532.29
35	$688.73	$809.26	$667.52	$784.33	$528.58	$621.08	$534.41	$627.93	$430.10	$505.36	$436.97	$513.45	$325.04	$381.92	$502.01	$589.86	$374.59	$440.15	$552.45	$649.13	$387.55	$455.37	$650.09	$763.86	$358.66	$421.42	$662.18	$778.06	$720.61	$846.72	$695.82	$817.59	$552.45	$649.13	$556.56	$653.96	$456.00	$535.80
36	$693.24	$814.56	$671.89	$789.47	$532.04	$625.14	$537.90	$632.04	$432.91	$508.67	$439.84	$516.81	$327.17	$384.42	$505.30	$593.72	$377.04	$443.03	$556.07	$653.38	$390.08	$458.35	$654.35	$768.86	$361.01	$424.18	$666.51	$783.15	$725.33	$852.26	$700.37	$822.94	$556.07	$653.38	$560.20	$658.24	$458.99	$539.31
37	$697.75	$819.86	$676.26	$794.60	$535.50	$629.21	$541.40	$636.15	$435.73	$511.98	$442.70	$520.17	$329.30	$386.92	$508.58	$597.58	$379.50	$445.91	$559.69	$657.63	$392.62	$461.33	$658.60	$773.86	$363.35	$426.94	$670.85	$788.25	$730.05	$857.81	$704.93	$828.29	$559.69	$657.63	$563.85	$662.52	$461.97	$542.82
38	$702.26	$825.15	$680.63	$799.74	$538.96	$633.27	$544.90	$640.26	$438.54	$515.29	$445.56	$523.53	$331.42	$389.42	$511.87	$601.45	$381.95	$448.79	$563.30	$661.88	$395.16	$464.31	$662.86	$778.86	$365.70	$429.70	$675.18	$793.34	$734.77	$863.35	$709.48	$833.64	$563.30	$661.88	$567.49	$666.80	$464.96	$546.32
39	$711.28	$835.75	$689.37	$810.01	$545.88	$641.41	$551.90	$648.48	$444.17	$521.90	$451.28	$530.25	$335.68	$394.42	$518.44	$609.17	$386.85	$454.55	$570.54	$670.38	$400.23	$470.27	$671.37	$788.86	$370.40	$435.22	$683.85	$803.53	$744.20	$874.44	$718.60	$844.35	$570.54	$670.38	$574.78	$675.36	$470.93	$553.34
40	$720.29	$882.36	$698.11	$855.18	$552.80	$677.18	$558.89	$684.65	$449.80	$551.01	$457.00	$559.83	$339.94	$416.42	$525.02	$643.14	$391.76	$479.90	$577.77	$707.77	$405.30	$496.50	$679.88	$832.86	$375.09	$459.49	$692.52	$848.34	$753.64	$923.20	$727.71	$891.44	$577.77	$707.77	$582.07	$713.03	$476.90	$584.20
41	$733.82	$898.93	$711.22	$871.24	$563.18	$689.90	$569.39	$697.50	$458.25	$561.36	$465.58	$570.34	$346.32	$424.24	$534.87	$655.22	$399.12	$488.92	$588.62	$721.06	$412.92	$505.82	$692.65	$848.50	$382.14	$468.12	$705.53	$864.27	$767.79	$940.54	$741.37	$908.18	$588.62	$721.06	$593.00	$726.42	$485.85	$595.17
42	$746.78	$914.81	$723.78	$886.63	$573.13	$702.08	$579.45	$709.83	$466.35	$571.28	$473.81	$580.41	$352.44	$431.74	$544.32	$666.80	$406.17	$497.55	$599.02	$733.80	$420.21	$514.76	$704.89	$863.49	$388.89	$476.39	$717.99	$879.54	$781.35	$957.16	$754.47	$924.22	$599.02	$733.80	$603.47	$739.25	$494.44	$605.69
43	$764.82	$936.90	$741.26	$908.05	$586.97	$719.04	$593.44	$726.97	$477.61	$585.07	$485.25	$594.43	$360.95	$442.16	$557.47	$682.90	$415.97	$509.57	$613.49	$751.52	$430.36	$527.19	$721.91	$884.34	$398.28	$487.89	$735.33	$900.78	$800.22	$980.27	$772.69	$946.54	$613.49	$751.52	$618.05	$757.11	$506.38	$620.31
44	$787.36	$964.52	$763.11	$934.81	$604.27	$740.23	$610.94	$748.40	$491.69	$602.32	$499.55	$611.95	$371.59	$455.20	$573.90	$703.03	$428.24	$524.59	$631.57	$773.67	$443.04	$542.73	$743.19	$910.41	$410.02	$502.27	$757.01	$927.33	$823.81	$1,009.17	$795.47	$974.45	$631.57	$773.67	$636.26	$779.42	$521.30	$638.60
45	$813.85	$996.97	$788.79	$966.26	$624.60	$765.14	$631.49	$773.58	$508.23	$622.58	$516.36	$632.54	$384.09	$470.51	$593.21	$726.68	$442.64	$542.24	$652.82	$799.70	$457.95	$560.99	$768.19	$941.04	$423.81	$519.17	$782.47	$958.53	$851.53	$1,043.12	$822.23	$1,007.23	$652.82	$799.70	$657.67	$805.65	$538.84	$660.08
46	$845.42	$1,035.63	$819.38	$1,003.73	$648.83	$794.81	$655.98	$803.58	$527.94	$646.73	$536.39	$657.07	$398.99	$488.76	$616.22	$754.86	$459.81	$563.27	$678.14	$830.72	$475.71	$582.74	$797.99	$977.53	$440.25	$539.31	$812.82	$995.70	$884.55	$1,083.57	$854.12	$1,046.29	$678.14	$830.72	$683.18	$836.89	$559.74	$685.68
47	$880.92	$1,079.13	$853.79	$1,045.89	$676.08	$828.19	$683.53	$837.33	$550.11	$673.89	$558.91	$684.67	$415.74	$509.28	$642.10	$786.57	$479.12	$586.92	$706.62	$865.61	$495.69	$607.22	$831.50	$1,018.59	$458.74	$561.96	$846.96	$1,037.52	$921.70	$1,129.08	$889.99	$1,090.24	$706.62	$865.61	$711.87	$872.04	$583.25	$714.48
48	$921.50	$1,128.84	$893.12	$1,094.07	$707.22	$866.34	$715.02	$875.90	$575.45	$704.93	$584.66	$716.21	$434.89	$532.74	$671.67	$822.80	$501.19	$613.96	$739.17	$905.48	$518.52	$635.19	$869.80	$1,065.51	$479.87	$587.84	$885.97	$1,085.32	$964.16	$1,181.10	$930.99	$1,140.46	$739.17	$905.48	$744.66	$912.21	$610.12	$747.39
49	$961.52	$1,177.86	$931.90	$1,141.58	$737.93	$903.96	$746.07	$913.93	$600.44	$735.54	$610.05	$747.31	$453.78	$555.88	$700.84	$858.53	$522.96	$640.62	$771.27	$944.80	$541.04	$662.78	$907.57	$1,111.78	$500.71	$613.37	$924.45	$1,132.45	$1,006.03	$1,232.38	$971.41	$1,189.98	$771.27	$944.80	$777.00	$951.82	$636.61	$779.85
50	$1,006.61	$1,384.09	$975.60	$1,341.45	$772.53	$1,062.23	$781.05	$1,073.95	$628.60	$864.33	$638.66	$878.15	$475.06	$653.20	$733.71	$1,008.85	$547.48	$752.79	$807.43	$1,110.22	$566.41	$778.82	$950.13	$1,306.43	$524.19	$720.76	$967.80	$1,330.72	$1,053.20	$1,448.16	$1,016.97	$1,398.33	$807.43	$1,110.22	$813.43	$1,118.47	$666.46	$916.39
51	$1,051.13	$1,445.31	$1,018.76	$1,400.79	$806.71	$1,109.22	$815.60	$1,121.45	$656.41	$902.56	$666.91	$916.99	$496.07	$682.10	$766.16	$1,053.47	$571.70	$786.08	$843.15	$1,159.33	$591.47	$813.27	$992.16	$1,364.22	$547.38	$752.64	$1,010.61	$1,389.58	$1,099.79	$1,512.21	$1,061.95	$1,460.18	$843.15	$1,159.33	$849.41	$1,167.94	$695.94	$956.92
52	$1,100.17	$1,512.73	$1,066.28	$1,466.14	$844.34	$1,160.96	$853.65	$1,173.77	$687.03	$944.66	$698.02	$959.77	$519.21	$713.92	$801.90	$1,102.61	$598.37	$822.75	$882.48	$1,213.41	$619.06	$851.20	$1,038.44	$1,427.86	$572.91	$787.75	$1,057.75	$1,454.41	$1,151.09	$1,582.75	$1,111.49	$1,528.30	$882.48	$1,213.41	$889.04	$1,222.43	$728.41	$1,001.56
53	$1,149.76	$1,580.93	$1,114.35	$1,532.23	$882.40	$1,213.30	$892.13	$1,226.68	$718.00	$987.25	$729.48	$1,003.04	$542.62	$746.10	$838.05	$1,152.32	$625.34	$859.84	$922.26	$1,268.11	$646.97	$889.58	$1,085.26	$1,492.23	$598.74	$823.27	$1,105.44	$1,519.97	$1,202.99	$1,654.11	$1,161.60	$1,597.20	$922.26	$1,268.11	$929.12	$1,277.54	$761.25	$1,046.71
54	$1,203.31	$1,654.55	$1,166.24	$1,603.59	$923.49	$1,269.80	$933.68	$1,283.81	$751.43	$1,033.22	$763.45	$1,049.75	$567.89	$780.85	$877.08	$1,205.98	$654.46	$899.89	$965.21	$1,327.17	$677.09	$931.00	$1,135.80	$1,561.72	$626.62	$861.61	$1,156.91	$1,590.76	$1,259.01	$1,731.14	$1,215.69	$1,671.57	$965.21	$1,327.17	$972.39	$1,337.03	$796.70	$1,095.46
55	$1,256.85	$1,728.17	$1,218.14	$1,674.94	$964.59	$1,326.31	$975.22	$1,340.93	$784.87	$1,079.20	$797.43	$1,096.46	$593.16	$815.59	$916.11	$1,259.65	$683.58	$939.93	$1,008.16	$1,386.22	$707.22	$972.43	$1,186.34	$1,631.21	$654.51	$899.94	$1,208.39	$1,661.54	$1,315.03	$1,808.17	$1,269.78	$1,745.95	$1,008.16	$1,386.22	$1,015.65	$1,396.52	$832.15	$1,144.20
56	$1,314.90	$1,807.99	$1,274.40	$1,752.30	$1,009.14	$1,387.57	$1,020.27	$1,402.87	$821.12	$1,129.04	$834.26	$1,147.10	$620.55	$853.26	$958.42	$1,317.83	$715.16	$983.34	$1,054.73	$1,450.25	$739.89	$1,017.35	$1,241.13	$1,706.56	$684.74	$941.51	$1,264.21	$1,738.28	$1,375.77	$1,891.68	$1,328.43	$1,826.60	$1,054.73	$1,450.25	$1,062.56	$1,461.03	$870.58	$1,197.05
57	$1,373.52	$1,888.59	$1,331.21	$1,830.42	$1,054.12	$1,449.42	$1,065.75	$1,465.40	$857.73	$1,179.37	$871.45	$1,198.24	$648.22	$891.30	$1,001.14	$1,376.57	$747.04	$1,027.18	$1,101.74	$1,514.90	$772.87	$1,062.70	$1,296.46	$1,782.63	$715.26	$983.48	$1,320.56	$1,815.77	$1,437.10	$1,976.01	$1,387.65	$1,908.02	$1,101.74	$1,514.90	$1,109.93	$1,526.16	$909.39	$1,250.41
58	$1,436.08	$1,974.61	$1,391.85	$1,913.79	$1,102.14	$1,515.44	$1,114.29	$1,532.15	$896.79	$1,233.09	$911.14	$1,252.82	$677.74	$931.90	$1,046.74	$1,439.27	$781.06	$1,073.96	$1,151.93	$1,583.90	$808.07	$1,111.10	$1,355.51	$1,863.83	$747.84	$1,028.28	$1,380.71	$1,898.48	$1,502.56	$2,066.01	$1,450.86	$1,994.93	$1,151.93	$1,583.90	$1,160.49	$1,595.67	$950.81	$1,307.37
59	$1,467.08	$2,017.23	$1,421.89	$1,955.10	$1,125.93	$1,548.15	$1,138.34	$1,565.22	$916.15	$1,259.71	$930.81	$1,279.86	$692.37	$952.01	$1,069.34	$1,470.34	$797.92	$1,097.14	$1,176.79	$1,618.09	$825.52	$1,135.08	$1,384.77	$1,904.06	$763.98	$1,050.47	$1,410.51	$1,939.46	$1,534.99	$2,110.61	$1,482.17	$2,037.99	$1,176.79	$1,618.09	$1,185.54	$1,630.11	$971.34	$1,335.59
60	$1,529.64	$2,103.25	$1,482.52	$2,038.47	$1,173.94	$1,614.17	$1,186.89	$1,631.97	$955.22	$1,313.43	$970.50	$1,334.44	$721.90	$992.61	$1,114.94	$1,533.04	$831.95	$1,143.93	$1,226.97	$1,687.09	$860.72	$1,183.49	$1,443.82	$1,985.25	$796.56	$1,095.27	$1,470.66	$2,022.16	$1,600.45	$2,200.61	$1,545.38	$2,124.90	$1,226.97	$1,687.09	$1,236.09	$1,699.63	$1,012.76	$1,392.54
61	$1,583.74	$2,177.65	$1,534.96	$2,110.57	$1,215.47	$1,671.27	$1,228.87	$1,689.70	$989.01	$1,359.89	$1,004.83	$1,381.64	$747.43	$1,027.72	$1,154.38	$1,587.27	$861.38	$1,184.39	$1,270.37	$1,746.76	$891.16	$1,225.35	$1,494.89	$2,055.48	$824.74	$1,134.01	$1,522.68	$2,093.69	$1,657.06	$2,278.45	$1,600.04	$2,200.06	$1,270.37	$1,746.76	$1,279.81	$1,759.74	$1,048.58	$1,441.80
62	$1,619.25	$2,226.47	$1,569.38	$2,157.89	$1,242.72	$1,708.73	$1,256.42	$1,727.58	$1,011.18	$1,390.37	$1,027.36	$1,412.61	$764.19	$1,050.76	$1,180.26	$1,622.85	$880.69	$1,210.95	$1,298.85	$1,785.93	$911.14	$1,252.82	$1,528.41	$2,101.56	$843.23	$1,159.44	$1,556.82	$2,140.63	$1,694.21	$2,329.54	$1,635.91	$2,249.38	$1,298.85	$1,785.93	$1,308.51	$1,799.20	$1,072.09	$1,474.12
63	$1,663.78	$2,287.69	$1,612.53	$2,217.23	$1,276.89	$1,755.72	$1,290.97	$1,775.08	$1,038.99	$1,428.61	$1,055.61	$1,451.46	$785.20	$1,079.65	$1,212.71	$1,667.48	$904.91	$1,244.25	$1,334.57	$1,835.03	$936.20	$1,287.27	$1,570.43	$2,159.35	$866.41	$1,191.32	$1,599.63	$2,199.49	$1,740.79	$2,393.59	$1,680.90	$2,311.24	$1,334.57	$1,835.03	$1,344.49	$1,848.67	$1,101.57	$1,514.66
64+	$1,690.83	$2,324.89	$1,638.75	$2,253.28	$1,297.65	$1,784.27	$1,311.96	$1,803.95	$1,055.88	$1,451.84	$1,072.77	$1,475.06	$797.97	$1,097.21	$1,232.43	$1,694.59	$919.62	$1,264.48	$1,356.27	$1,864.87	$951.42	$1,308.20	$1,595.97	$2,194.96	$880.50	$1,210.69	$1,625.64	$2,235.26	$1,769.10	$2,432.51	$1,708.23	$2,348.82	$1,356.27	$1,864.87	$1,366.35	$1,878.73	$1,119.48	$1,539.29

Keystone Health Plan East
Small Group
Plan Design Summary

HIOS Plan ID	Plan Marketing Name	Product	Metal	On/Off Exchange	Network	Rating Area	Counties Covered
33871PA0100020	Keystone HMO Platinum Preferred $10/$20/$200	HMO	Platinum	Off	Keystone	8	Bucks, Chester, Delaware, Montgomery, Philadelphia
33871PA0100021	Keystone HMO Platinum Preferred $20/$40/$250	HMO	Platinum	Off	Keystone	8	Bucks, Chester, Delaware, Montgomery, Philadelphia
33871PA0100022	Keystone HMO Gold Preferred $40/$80/$650	HMO	Gold	Off	Keystone	8	Bucks, Chester, Delaware, Montgomery, Philadelphia
33871PA0100023	Keystone HMO Gold Classic $1,500/$30/$60/90%	HMO	Gold	Off	Keystone	8	Bucks, Chester, Delaware, Montgomery, Philadelphia
33871PA0100024	Keystone HMO Silver Classic $4,750/$40/$80/70%	HMO	Silver	Off	Keystone	8	Bucks, Chester, Delaware, Montgomery, Philadelphia
33871PA0100025	Keystone HMO Silver Classic $3,750/$40/$80/50%	HMO	Silver	Off	Keystone	8	Bucks, Chester, Delaware, Montgomery, Philadelphia
33871PA0100026	Keystone HMO Bronze Essential $7,500/$70/$140/$700	HMO	Bronze	Off	Keystone	8	Bucks, Chester, Delaware, Montgomery, Philadelphia
33871PA0100044	Keystone HMO Gold Proactive	HMO	Gold	Off	Proactive	8	Bucks, Chester, Delaware, Montgomery, Philadelphia
33871PA0100045	Keystone HMO Silver Proactive	HMO	Silver	Off	Proactive	8	Bucks, Chester, Delaware, Montgomery, Philadelphia
33871PA0100047	Keystone HMO Gold Classic $2,500/$40/$80/100%	HMO	Gold	Off	Keystone	8	Bucks, Chester, Delaware, Montgomery, Philadelphia
33871PA0100049	Keystone HMO Silver Secure $5,000/$50/$100/$600	HMO	Silver	Off	Keystone	8	Bucks, Chester, Delaware, Montgomery, Philadelphia
33871PA0100050	Keystone HMO Platinum Preferred $25/$50/$400	HMO	Platinum	Off	Keystone	8	Bucks, Chester, Delaware, Montgomery, Philadelphia
33871PA0100052	Keystone HMO Silver Proactive Value	HMO	Silver	Off	Proactive	8	Bucks, Chester, Delaware, Montgomery, Philadelphia
33871PA0100053	Keystone HMO Platinum Preferred $5/$15/$500	POS	Platinum	Off	Keystone	8	Bucks, Chester, Delaware, Montgomery, Philadelphia
33871PA0110011	Keystone DPOS Platinum Preferred $10/$20/$200	POS	Platinum	Off	Keystone	8	Bucks, Chester, Delaware, Montgomery, Philadelphia
33871PA0110012	Keystone DPOS Platinum Preferred $20/$40/$250	POS	Platinum	Off	Keystone	8	Bucks, Chester, Delaware, Montgomery, Philadelphia
33871PA0110013	Keystone DPOS Gold Preferred $40/$80/$650	POS	Gold	Off	Keystone	8	Bucks, Chester, Delaware, Montgomery, Philadelphia
33871PA0110014	Keystone DPOS Gold Classic $1,500/$30/$60/90%	POS	Gold	Off	Keystone	8	Bucks, Chester, Delaware, Montgomery, Philadelphia
33871PA0110019	Keystone DPOS Silver Classic $3,750/$40/$80/50%	POS	Silver	Off	Keystone	8	Bucks, Chester, Delaware, Montgomery, Philadelphia

Company Name Keystone Health Plan East
Market Small Group
RATES FOR AGE 21, NON-TOBACCO USER, BY RATING AREA AND COUNTY

| | | | | | RATING AREA 1 | | | | | | | RATING AREA 2 | | | RATING AREA 3 | | | | | | | | | RATING AREA 4 | | | | | | | RATING AREA 5 | | | | | | | RATING AREA 6 | | | | | | | | | RATING AREA 7 | | | RATING AREA 8 | | | | | RATING AREA 9 | | | | | | |
|---|---|---

Unified Rate Review v5.4

To add a product to Worksheet 2 - Plan Product Info, select the Add Product button or Ctrl + Shift + P.

To add a plan to Worksheet 2 - Plan Product Info, select the Add Plan button or Ctrl + Shift + L.

To validate, select the Validate button or Ctrl + Shift + I.

To finalize, select the Finalize button or Ctrl + Shift + F.

Company Legal Name:	**Keystone Health Plan East**	State:	**PA**
HIOS Issuer ID:	**33871**	Market:	**Small Group**
Effective Date of Rate Change(s):	**1/1/2023**		

Market Level Calculations (Same for all Plans)

Section I: Experience Period Data

Experience Period: 1/1/2021 to 12/31/2021

	Total	PMPM
Allowed Claims	$614,041,142.09	$506.72
Reinsurance	$0.00	$0.00
Incurred Claims in Experience Period	$535,332,091.94	$441.77
Risk Adjustment	-$17,963,485.97	-$14.82
Experience Period Premium	$657,574,537.18	$542.65
Experience Period Member Months	1,211,793	

Section II: Projections

Benefit Category	Experience Period Index Rate PMPM	Year 1 Trend		Year 2 Trend		Trended EHB Allowed Claims PMPM
		Cost	Utilization	Cost	Utilization	
Inpatient Hospital	$92.18	1.034	1.043	1.034	1.043	$107.21
Outpatient Hospital	$101.82	1.037	1.043	1.037	1.043	$119.11
Professional	$142.88	1.022	1.043	1.022	1.043	$162.35
Other Medical	$0.00	1.022	1.043	1.022	1.043	$0.00
Capitation	$56.13	1.000	1.021	1.000	1.021	$58.51
Prescription Drug	$108.59	0.995	1.043	0.995	1.043	$116.95
Total	$501.60					**$564.14**

Morbidity Adjustment	1.000
Demographic Shift	1.009
Plan Design Changes	1.000
Other	0.997
Adjusted Trended EHB Allowed Claims PMPM for **1/1/2023**	**$567.50**

Manual EHB Allowed Claims PMPM	$571.31
Applied Credibility %	0.00%

		Projected Period Totals
Projected Index Rate for **1/1/2023**	**$571.31**	$671,394,371.04
Reinsurance	$0.00	$0.00
Risk Adjustment Payment/Charge	-$27.08	-$31,823,982.72
Exchange User Fees	0.00%	$0.00
Market Adjusted Index Rate	**$598.39**	**$703,218,353.76**

Projected Member Months	**1,175,184**

Information Not Releasable to the Public Unless Authorized by Law: This information has not been publically disclosed and may be privileged and confidential. It is for internal government use only and must not be disseminated, distributed, or copied to persons not authorized to receive the information. Unauthorized disclosure may result in prosecution to the full extent of the law.

Product-Plan Data Collection

Company Legal Name:	**Keystone Health Plan East**	State:	**PA**
HIOS Issuer ID:	**33871**	Market:	**Small Group**
Effective Date of Rate Change(s):	**1/1/2023**		

To add a product to Worksheet 2 - Plan Product Info, select the Add Product button or Ctrl + Shift + P.
To add a plan to Worksheet 2 - Plan Product Info, select the Add Plan button or Ctrl + Shift + L.
To validate, select the Validate button or Ctrl + Shift + I.
To finalize, select the Finalize button or Ctrl + Shift + F.
To remove a product, navigate to the corresponding Product Name/Product ID field and select the Remove Product button or Ctrl + Shift + Q.
To remove a plan, navigate to the corresponding Plan Name/Plan ID field and select the Remove Plan button or Ctrl + Shift + A.

Product/Plan Level Calculations

Field #	**Section I: General Product and Plan Information**																								
	1.1 Product Name		Keystone HMO Small Group																Keystone DPOS Small Group						
	1.2 Product ID		33871PA010																33871PA011						
	1.3 Plan Name		Platinum	Platinum	Gold Preferred	Gold Classic	Silver Classic	Silver Classic	Bronze Essential	Gold Proactive	Silver Proactive	Gold Classic	Silver Classic	Silver Secure	Platinum	Gold Secure	Silver Proactive	Platinum	Platinum	Platinum	Gold Preferred	Gold Classic	Silver Classic	Bronze Essential
	1.4 Plan ID (Standard Component ID)		33871PA0100020	33871PA0100021	33871PA0100022	33871PA0100023	33871PA0100024	33871PA0100025	33871PA0100026	33871PA0100044	33871PA0100045	33871PA0100047	33871PA0100048	33871PA0100049	33871PA0100050	33871PA0100051	33871PA0100052	33871PA0100053	33871PA0110011	33871PA0110012	33871PA0110013	33871PA0110014	33871PA0110019	33871PA0110020
	1.5 Metal		Platinum	Platinum	Gold	Gold	Silver	Silver	Bronze	Gold	Silver	Gold	Silver	Silver	Platinum	Gold	Silver	Platinum	Platinum	Platinum	Gold	Gold	Silver	Bronze
	1.6 AV Metal Value		0.911	0.891	0.786	0.796	0.716	0.716	0.640	0.806	0.720	0.819	0.711	0.715	0.881	0.786	0.713	0.881	0.911	0.891	0.786	0.796	0.716	0.647
	1.7 Plan Category		Renewing	Renewing	Renewing	Renewing	Renewing	Renewing	Renewing	Renewing	Renewing	Renewing	Terminated	Renewing	Renewing	Terminated	Renewing	Renewing	Renewing	Renewing	Renewing	Renewing	Renewing	Terminated
	1.8 Plan Type		HMO	HMO	HMO	HMO	HMO	HMO	HMO	HMO	HMO	HMO	HMO	HMO	HMO	HMO	HMO	HMO	POS	POS	POS	POS	POS	POS
	1.9 Exchange Plan?		No	No	No	No	No	No	No	No	No	No	No	No	No	No	No	No	No	No	No	No	No	No
	1.10 Effective Date of Proposed Rates		1/1/2023	1/1/2023	1/1/2023	1/1/2023	1/1/2023	1/1/2023	1/1/2023	1/1/2023	1/1/2023	1/1/2023	1/1/2023	1/1/2023	1/1/2023	1/1/2023	1/1/2023	1/1/2023	1/1/2023	1/1/2023	1/1/2023	1/1/2023	1/1/2023	1/1/2023
	1.11 Cumulative Rate Change % (over 12 mos prior)		-0.03%	0.49%	0.98%	0.68%	-2.57%	-0.38%	-0.89%	0.24%	-0.17%	1.00%	0.00%	0.28%	3.17%	0.00%	-0.39%	0.42%	-0.08%	0.15%	1.09%	0.68%	-0.43%	0.00%
	1.12 Product Rate Increase %		0.25%																0.49%					
	1.13 Submission Level Rate Increase %		0.29%																					

Worksheet 1 Totals	**Section II: Experience Period and Current Plan Level Information**																								
	2.1 Plan ID (Standard Component ID)	Total	33871PA0100020	33871PA0100021	33871PA0100022	33871PA0100023	33871PA0100024	33871PA0100025	33871PA0100026	33871PA0100044	33871PA0100045	33871PA0100047	33871PA0100048	33871PA0100049	33871PA0100050	33871PA0100051	33871PA0100052	33871PA0100053	33871PA0110011	33871PA0110012	33871PA0110013	33871PA0110014	33871PA0110019	33871PA0110020
$614,041,142	2.2 Allowed Claims	$614,041,142	$11,543,866	$35,910,663	$114,958,297	$4,759,682	$5,932,359	$8,400,860	$9,465,313	$84,851,033	$182,180,402	$3,346,826	$5,117,561	$4,425,517	$6,119,456	$2,116,322	$14,048,152	$0	$15,738,525	$39,482,902	$48,522,276	$8,412,070	$7,266,572	$1,442,489
$0	2.3 Reinsurance	$0	$0	$0	$0	$0	$0	$0	$0	$0	$0	$0	$0	$0	$0	$0	$0	$0	$0	$0	$0	$0	$0	$0
	2.4 Member Cost Sharing	$78,709,050	$720,238	$2,415,336	$12,692,183	$643,012	$1,312,858	$1,627,827	$2,314,216	$9,791,541	$27,972,529	$418,876	$930,291	$815,802	$483,826	$247,697	$2,300,862	$0	$1,260,787	$3,426,589	$6,285,088	$1,253,127	$1,477,068	$319,297
	2.5 Cost Sharing Reduction	$0	$0	$0	$0	$0	$0	$0	$0	$0	$0	$0	$0	$0	$0	$0	$0	$0	$0	$0	$0	$0	$0	$0
$535,332,092	2.6 Incurred Claims	$535,332,092	$10,823,627	$33,495,327	$102,266,114	$4,116,670	$4,619,501	$6,773,032	$7,151,097	$75,059,492	$154,207,872	$2,927,950	$4,187,270	$3,609,715	$5,635,630	$1,868,625	$11,747,291	$0	$14,477,738	$36,056,314	$42,237,188	$7,158,943	$5,789,504	$1,123,192
-$17,963,486	2.7 Risk Adjustment Transfer Amount	-$17,963,486	$2,193,362	$5,782,814	-$1,120,289	$1,363,195	$331,563	$464,600	-$2,278,594	-$1,697,021	-$29,470,186	$534,174	-$443,113	-$1,071,000	$116,716	-$267,045	$231,754	$0	$2,769,808	$4,012,300	$1,803,522	-$479,387	-$74,766	-$665,892
$657,574,537	2.8 Premium	$657,574,536	$13,426,641	$40,121,845	$127,595,790	$5,492,001	$7,501,375	$8,041,972	$10,048,130	$91,961,840	$178,196,074	$3,516,558	$5,822,416	$4,155,014	$7,555,200	$1,954,452	$13,579,652	$0	$19,930,979	$45,278,862	$53,037,599	$9,952,477	$8,915,936	$1,489,723
1,211,793	2.9 Experience Period Member Months	1,211,793	17,012	52,182	211,489	8,728	14,133	15,361	25,344	167,293	423,848	5,350	11,594	8,742	10,299	3,452	33,319	0	24,976	56,536	86,569	15,358	16,657	3,551
	2.10 Current Enrollment	97,932	1,329	4,107	16,485	679	1,043	1,236	2,114	13,949	34,671	407	876	704	852	256	3,290	57	1,838	4,338	6,871	1,235	1,296	299
	2.11 Current Premium PMPM	$553.54	$807.23	$784.33	$620.42	$643.58	$551.14	$536.64	$398.22	$563.53	$431.29	$676.69	$514.56	$485.50	$762.29	$577.72	$418.71	$772.79	$833.25	$823.46	$628.35	$659.03	$546.62	$422.37
	2.12 Loss Ratio	83.70%	69.29%	72.97%	80.86%	60.05%	58.98%	79.62%	92.04%	83.15%	103.69%	72.28%	77.84%	117.05%	73.46%	110.74%	85.05%	#DIV/0!	63.78%	73.15%	77.02%	75.57%	65.48%	136.34%
	Per Member Per Month																								
	2.13 Allowed Claims	$506.72	$678.57	$688.18	$543.57	$545.33	$419.75	$546.90	$373.47	$507.20	$429.82	$625.57	$441.40	$506.24	$594.18	$613.07	$421.63	#DIV/0!	$630.15	$698.37	$560.50	$547.73	$436.25	$406.22
	2.14 Reinsurance	$0.00	$0.00	$0.00	$0.00	$0.00	$0.00	$0.00	$0.00	$0.00	$0.00	$0.00	$0.00	$0.00	$0.00	$0.00	$0.00	#DIV/0!	$0.00	$0.00	$0.00	$0.00	$0.00	$0.00
	2.15 Member Cost Sharing	$64.95	$42.34	$46.29	$60.01	$73.67	$92.89	$105.97	$91.31	$58.53	$66.00	$78.29	$80.24	$93.32	$46.98	$71.75	$69.06	#DIV/0!	$50.48	$60.61	$72.60	$81.59	$88.68	$89.92
	2.16 Cost Sharing Reduction	$0.00	$0.00	$0.00	$0.00	$0.00	$0.00	$0.00	$0.00	$0.00	$0.00	$0.00	$0.00	$0.00	$0.00	$0.00	$0.00	#DIV/0!	$0.00	$0.00	$0.00	$0.00	$0.00	$0.00
	2.17 Incurred Claims	$441.77	$636.23	$641.89	$483.55	$471.66	$326.86	$440.92	$282.16	$448.67	$363.83	$547.28	$361.16	$412.92	$547.20	$541.32	$352.57	#DIV/0!	$579.67	$637.76	$487.90	$466.14	$347.57	$316.30
	2.18 Risk Adjustment Transfer Amount	$14.82	$128.93	$110.82	-$5.30	$156.19	$23.46	$30.25	-$89.91	-$10.14	-$69.53	$99.85	-$38.22	-$122.51	$11.33	-$77.36	$6.96	#DIV/0!	$110.90	$70.97	$20.83	-$31.21	-$4.49	-$187.52
	2.19 Premium	$542.65	$789.25	$768.88	$603.32	$629.24	$530.77	$523.53	$396.47	$549.71	$420.42	$657.30	$502.19	$475.29	$733.59	$566.18	$407.56	#DIV/0!	$798.01	$800.89	$612.66	$648.03	$535.27	$419.52

	Section III: Plan Adjustment Factors																								
	3.1 Plan ID (Standard Component ID)		33871PA0100020	33871PA0100021	33871PA0100022	33871PA0100023	33871PA0100024	33871PA0100025	33871PA0100026	33871PA0100044	33871PA0100045	33871PA0100047	33871PA0100048	33871PA0100049	33871PA0100050	33871PA0100051	33871PA0100052	33871PA0100053	33871PA0110011	33871PA0110012	33871PA0110013	33871PA0110014	33871PA0110019	33871PA0110020
	3.2 Market Adjusted Index Rate		$598.39																						
	3.3 AV and Cost Sharing Design of Plan		1.0638	1.0310	0.8164	0.8254	0.6643	0.6749	0.5021	0.8529	0.6364	0.8533	0.0000	0.5986	1.0041	0.0000	0.6094	1.0228	1.1130	1.0747	0.8533	0.8596	0.7043	0.0000
	3.4 Provider Network Adjustment		1.0509	1.0509	1.0509	1.0509	1.0509	1.0509	1.0509	0.9554	0.9554	1.0509	0.0000	1.0509	1.0509	0.0000	0.9554	1.0509	1.0509	1.0509	1.0509	1.0509	1.0509	0.0000
	3.5 Benefits in Addition to EHB		1.0096	1.0096	1.0096	1.0096	1.0096	1.0096	1.0096	1.0096	1.0096	1.0096	0.0000	1.0096	1.0096	0.0000	1.0096	1.0096	1.0096	1.0096	1.0096	1.0096	1.0096	0.0000
	Administrative Costs																								
	3.6 Administrative Expense		15.34%	15.34%	15.34%	15.34%	15.34%	15.34%	15.34%	15.34%	15.34%	15.34%	0.00%	15.34%	15.34%	0.00%	15.34%	15.34%	15.34%	15.34%	15.34%	15.34%	15.34%	0.00%
	3.7 Taxes and Fees		0.61%	0.61%	0.61%	0.61%	0.61%	0.61%	0.61%	0.61%	0.61%	0.61%	0.00%	0.61%	0.61%	0.00%	0.61%	0.61%	0.61%	0.61%	0.61%	0.61%	0.61%	0.00%
	3.8 Profit & Risk Load		2.00%	2.00%	2.00%	2.00%	2.00%	2.00%	2.00%	2.00%	2.00%	2.00%	0.00%	2.00%	2.00%	0.00%	2.00%	2.00%	2.00%	2.00%	2.00%	2.00%	2.00%	0.00%
	3.9 Catastrophic Adjustment		1.0000	1.0000	1.0000	1.0000	1.0000	1.0000	1.0000	1.0000	1.0000	1.0000	0.0000	1.0000	1.0000	0.0000	1.0000	1.0000	1.0000	1.0000	1.0000	1.0000	1.0000	0.0000
	3.10 **Plan Adjusted Index Rate**		$823.15	$797.77	$631.71	$638.68	$514.02	$522.22	$388.51	$599.98	$447.68	$660.26	$0.00	$463.18	$776.95	$0.00	$428.69	$791.42	$861.22	$831.58	$660.26	$665.14	$544.97	$0.00
	3.11 Age Calibration Factor	0.6598	0.6598																						
	3.12 Geographic Calibration Factor	1.0000	1.0000																						
	3.13 Tobacco Calibration Factor	0.9924	0.9924																						
	3.14 **Calibrated Plan Adjusted Index Rate**		$538.98	$522.37	$413.64	$418.20	$336.57	$341.94	$254.39	$392.86	$293.14	$432.33	$0.00	$303.29	$508.74	$0.00	$280.70	$518.21	$563.91	$544.51	$432.33	$435.52	$356.84	$0.00

	Section IV: Projected Plan Level Information																								
	4.1 Plan ID (Standard Component ID)	Total	33871PA0100020	33871PA0100021	33871PA0100022	33871PA0100023	33871PA0100024	33871PA0100025	33871PA0100026	33871PA0100044	33871PA0100045	33871PA0100047	33871PA0100048	33871PA0100049	33871PA0100050	33871PA0100051	33871PA0100052	33871PA0100053	33871PA0110011	33871PA0110012	33871PA0110013	33871PA0110014	33871PA0110019	33871PA0110020
	4.2 Allowed Claims	$678,767,193	$10,790,441	$32,916,369	$121,384,417	$5,017,041	$7,277,208	$8,652,652	$16,257,391	$96,441,756	$218,094,216	$3,040,003	$0	$10,823,429	$6,755,949	$0	$20,543,850	$455,347	$15,214,100	$35,373,244	$51,321,519	$9,247,481	$9,160,780	$0
	4.3 Reinsurance	$0	$0	$0	$0	$0	$0	$0	$0	$0	$0	$0	$0	$0	$0	$0	$0	$0	$0	$0	$0	$0	$0	$0
	4.4 Member Cost Sharing	$162,038,921	$531,772	$2,219,163	$24,612,474	$985,354	$2,343,977	$2,707,920	$7,799,848	$17,106,822	$75,620,760	$538,467	$0	$4,131,866	$559,058	$0	$7,634,035	$32,817	$350,848	$1,533,501	$9,090,444	$1,598,272	$2,641,523	$0
	4.5 Cost Sharing Reduction	$0	$0	$0	$0	$0	$0	$0	$0	$0	$0	$0	$0	$0	$0	$0	$0	$0	$0	$0	$0	$0	$0	$0
	4.6 Incurred Claims	$516,728,272	$10,258,669	$30,697,206	$96,771,943	$4,031,687	$4,933,231	$5,944,732	$8,457,544	$79,334,934	$142,473,457	$2,501,536	$0	$6,691,563	$6,196,891	$0	$12,909,815	$422,531	$14,863,253	$33,839,742	$42,231,075	$7,649,209	$6,519,257	$0
	4.7 Risk Adjustment Transfer Amount	-$24,304,245	-$329,824	-$1,019,253	-$4,091,160	-$168,511	-$258,846	-$306,744	-$598,846	-$3,525,322	-$8,604,465	-$101,007	$0	-$392,116	-$211,445	$0	-$816,495	-$14,146	-$456,145	-$1,076,582	-$1,705,208	-$306,496	-$321,634	$0
	4.8 Premium	$669,002,435	$13,126,627	$39,314,390	$124,956,864	$5,203,582	$6,433,047	$7,745,083	$11,249,046	$102,266,023	$186,246,685	$3,224,514	$0	$8,781,364	$7,943,003	$0	$16,923,507	$541,295	$18,993,668	$43,285,752	$54,436,458	$9,856,700	$8,474,827	$0
	4.9 Projected Member Months	1,175,184	15,948	49,284	197,820	8,148	12,516	14,832	28,956	170,460	416,052	4,884	0	18,960	10,224	0	39,480	684	22,056	52,056	82,452	14,820	15,552	0
	4.10 Loss Ratio	80.15%	80.17%	80.16%	80.07%	80.07%	79.50%	79.92%	79.41%	80.35%	80.20%	80.09%	#DIV/0!	79.76%	80.15%	#DIV/0!	80.15%	80.15%	80.18%	80.17%	80.09%	80.09%	79.96%	#DIV/0!
	Per Member Per Month																								
	4.11 Allowed Claims	$577.58	$676.60	$667.89	$613.61	$615.74	$581.43	$583.38	$561.45	$565.77	$524.20	$622.44	#DIV/0!	$570.86	$660.79	#DIV/0!	$520.36	$665.71	$689.79	$679.52	$622.44	$623.99	$589.04	#DIV/0!
	4.12 Reinsurance	$0.00	$0.00	$0.00	$0.00	$0.00	$0.00	$0.00	$0.00	$0.00	$0.00	$0.00	#DIV/0!	$0.00	$0.00	#DIV/0!	$0.00	$0.00	$0.00	$0.00	$0.00	$0.00	$0.00	#DIV/0!
	4.13 Member Cost Sharing	$137.88	$33.34	$45.03	$124.42	$120.93	$187.28	$182.57	$269.37	$100.36	$181.76	$110.25	#DIV/0!	$217.93	$54.68	#DIV/0!	$193.36	$47.98	$15.91	$29.46	$110.25	$107.85	$169.85	#DIV/0!
	4.14 Cost Sharing Reduction	$0.00	$0.00	$0.00	$0.00	$0.00	$0.00	$0.00	$0.00	$0.00	$0.00	$0.00	#DIV/0!	$0.00	$0.00	#DIV/0!	$0.00	$0.00	$0.00	$0.00	$0.00	$0.00	$0.00	#DIV/0!
	4.15 Incurred Claims	$439.70	$643.26	$622.86	$489.19	$494.81	$394.15	$400.80	$292.08	$465.42	$342.44	$512.19	#DIV/0!	$352.93	$606.11	#DIV/0!	$327.00	$617.73	$673.89	$650.06	$512.19	$516.14	$419.19	#DIV/0!
	4.16 Risk Adjustment Transfer Amount	-$20.68	-$20.68	-$20.68	-$20.68	-$20.68	-$20.68	-$20.68	-$20.68	-$20.68	-$20.68	-$20.68	#DIV/0!	-$20.68	-$20.68	#DIV/0!	-$20.68	-$20.68	-$20.68	-$20.68	-$20.68	-$20.68	-$20.68	#DIV/0!
	4.17 Premium	$569.27	$823.09	$797.71	$631.67	$638.63	$513.99	$522.19	$388.49	$599.94	$447.65	$660.22	#DIV/0!	$463.15	$776.90	#DIV/0!	$428.66	$791.37	$861.16	$831.52	$660.22	$665.09	$544.93	#DIV/0!

Rating Area Data Collection

Specify the total number of Rating Areas in your State by selecting the Create Rating Areas button or Ctrl + Shift + R.
Select only the Rating Areas you are offering plans within and add a factor for each area.
To validate, select the Validate button or Ctrl + Shift + I.
To finalize, select the Finalize button or Ctrl + Shift + F.

Rating Area	Rating Factor
Rating Area 8	1.0000

GENERAL OVERVIEW

PURPOSES

This Actuarial Memorandum is provided along with the Unified Rate Review Template (URRT) to provide certain information to support the gross premium for the single risk pool for small group market health care insurance underwritten by Keystone Health Plan East in the Commonwealth of Pennsylvania. It is provided as a component of an application for certification as a Qualified Health Plan and a state rate filing. This submission may not be appropriate for other purposes.

GENERAL INFORMATION

COMPANY IDENTIFYING INFORMATION

Company Legal Name: Keystone Health Plan East ("KHPE")
State: Pennsylvania
HIOS Issuer ID (5-digit): 33871
Market: Small Group
Effective Date(s): 1/1/2023 – 3/31/2023, 4/1/2023 – 6/30/2023, 7/1/2023 – 9/30/2023, 10/1/2023 – 12/31/2023

Worksheet 1 of the accompanying URRT contains experience period data and development of the projected Single Risk Pool Gross Premium Average Rate PMPM for the small group market for KHPE. Worksheet 2 contains experience period data and projections by product for the single risk pool for the same entities.

COMPANY CONTACT INFORMATION

Primary Contact Name: [redacted]
Primary Contact Telephone Number: [redacted]
Primary Contact Email Address: [redacted]

PROPOSED RATE INCREASE

The changes to the single risk pool gross premium average rate per member per month (PMPM) from calendar year 2021 to calendar year 2023 were incorporated into the pricing and reflected in the Unified Rate Review Template. The changes are driven by factors including: changes in market-wide population risk morbidity and covered services, increasing unit costs for medical services, increasing utilization of medical services, increasing fees and taxes imposed by the federal government, anticipated costs to administer the plan, and anticipated revenue or payments due to market-wide risk adjustment.

The Federal government ended the Health Insurance Providers Fee beginning with premiums due in 2021.

We are projecting that claims will increase by 8.1% in 2023. More than half of the change in health care service costs is driven by changes to health care provider fees.

Some plan benefits are mandated by federal and state law. Benefit changes for some plans were also made. All changes in benefits are in compliance with the uniform modifications rules stipulated by the Federal government.

The weighted average increase across KHPE plans based on projected membership, inclusive of the impact of benefit and cost sharing changes, is 0.2%. The minimum increase is -2.6% and the maximum increase is 3.2%.

WORKSHEET 1: MARKET EXPERIENCE

SECTION I: EXPERIENCE PERIOD DATA

SINGLE RISK POOL

The single risk pool reflects all covered lives for every small group non-grandfathered product and plan combination for KHPE in the state of Pennsylvania. It is established according to the Single Risk Pool requirements in 45 CFR § 156.80(d).

PAID THROUGH DATE

Experience period premium, claims, and member months are obtained from the company's internal data warehouse. The claims data is collected for incurred dates from January through December 2021 and paid through February 2022. Earned premiums and member months are for January through December 2021. The data are for all direct-written small group business of KHPE in the Commonwealth of Pennsylvania.

PREMIUMS IN EXPERIENCE PERIOD

Earned Premiums in the Experience Period are developed by summing the earned premium reported in the company's internal data warehouse.

ALLOWED AND INCURRED CLAIMS INCURRED DURING THE EXPERIENCE PERIOD

Paid-to-Date and Incurred Claims, and Member Months

Insurer fee-for-service claims expenses and member liabilities for dates of service in January 2021 through December 2021 and paid through February 2022 are sourced from the IBCFOC's internal data

warehouse. The claims and member liabilities are completed with incurred but not reported (IBNR) adjustments to develop ultimate incurred insurer fee-for-service claims expenses and member liabilities for the January through December 2021 period. Capitation amounts are also sourced from the internal data warehouse for the January through December 2021 period but they are not adjusted for IBNR.

Allowed Claims

Allowed claims are determined by separately obtaining paid-to-date fee-for-service claims and member cost-sharing amounts, applying claim lag factors to those amounts to estimate ultimate incurred fee-for-service claims and member-sharing amounts and adding them together with capitation amounts.

Allowed claims do not include ineligible claims, payments for services other than medical care provided, recovery payments related to internal large claim pooling mechanisms, or active live reserves.

IBNR Development

Medical fee for service incurred but not reported (IBNR) claims are modeled through the use of standard claim lag methodologies. A range of results is developed, and a provision for adverse deviation is applied. The provision for adverse deviation is dependent on many factors such as stability, size, product mix, etc.

The completion factors are developed annually in the 2Q – 3Q period. We do not believe our IBNR is unusually high or unusually low for incurred 2021 paid through February 2022.

Experience Period Index Rate

The Index Rate of Experience Period is estimated by removing cost and utilization trend from the Index Rate for Projection Period.

SECTION II: PROJECTIONS

BENEFIT CATEGORIES

Experience Period Index Rate PMPM Data is provided in Section II. The data is provided by benefit category using a standardized indicator from the internal data warehouse that assigns each claim line to a category based on the type of provider and the location of the service.

PROJECTION FACTORS

The estimated incurred claims experience on an allowed basis for January 2021 through December 2021 is projected to the future rating period by several factors.

Morbidity Adjustment
Experience period allowed claims are adjusted to account for differences in the average morbidity of the single risk pool population underlying the experience and the anticipated population in the projection period. This adjustment reflects changes in the small group market-wide morbidity.

COVID-19 Impact

[redacted]

Demographic Shift
This factor reflects the projected change in the average age, rating area, and tobacco utilization of the single risk pool.

Plan Design Changes
This factor reflects any changes in EHB allowed claims due to plan design changes.

Other Changes
This factor reflects changes in cost related to items other than changes in Morbidity, Demographic Shift, or Plan Design.

Trend Factors

a. Annualized Cost Trend
Annual cost trend reflects changes in costs of medical treatment due to medical inflation and changes in the distribution of services across network providers. The trend value is developed by reviewing historical medical costs for the single risk pool and adjusting them for anticipated future provider contracting reimbursement levels. The data is normalized for changes in age, benefit changes during the experience period, changes to provider contracts, and prescription drug formulary, and new drugs brought to market.

b. Annualized Utilization Trend
Annual utilization trend reflects the change in the number of units per 1,000 members for a fixed level of illness burden and includes changes due to the mix and intensity of services provided and changes related to shifts in product mix. It also includes effects of selection, if any, since this cannot be reflected in the relative cost of the various products and plans offered.

c. Quarterly Premium Trend
Rates for second, third and fourth quarters increase by 1.5% each quarter.

<u>CREDIBILITY MANUAL RATE DEVELOPMENT</u>

We combined the experience period data for KHPE with the experience period data for QCC Insurance Company ("QCC"). This should provide a more stable basis for projecting the Index Rate. We consider the combined experience data to be fully credible.

RISK ADJUSTMENT AND REINSURANCE

Projected Risk Adjustment PMPM

Projected Risk Adjustment is accounted for in Projected Incurred Claims before Risk Adjustment to reflect anticipated risk adjustment transfer amounts for the projection period. The amount reflects the projected morbidity for the single risk pool in the projection period.

The estimated risk adjustment revenue for all of the plans in the risk pool is developed using the following methodology. We recognize that the HHS payment transfer formula implies that the projected incurred claims based solely on the experience period single risk pool claims need to be adjusted by the ratio of the current statewide market's risk relative to allowable rating factor (ARF) for age compared to the single risk pool's risk relative to ARF presented during the experience period. This adjustment, together with the assumed future changes in population risk morbidity, results in the issuer's pricing being consistent with the anticipated morbidity level of the future statewide market.

The anticipated risk adjustment transfer revenue is allocated proportionally based on plan premium. The Projected Risk Adjustment is subtracted from Projected Incurred Claims before ACA Risk Adjustment to reflect anticipated receipt of risk adjustment transfer amounts for the projection period.

The projected risk adjustment amounts for KHPE and Independence Blue Cross (QCC) are consistent with the projection made in the respective submissions. We also considered preliminary 2021 risk transfer results.

MARKET ADJUSTED INDEX RATE

The template calculates a MAIR by subtracting the amounts entered for reinsurance and risk adjustment and dividing by 1 minus the exchange user fee percentage. The MAIR calculation flows into Worksheet 2.

The Market Adjusted Index rate is calculated as the Index Rate adjusted for all allowable market-wide modifiers defined in the market rating rules: federal reinsurance program adjustment, risk adjustment and exchange user fees. The Market Adjusted Index Rate reflects the average demographic characteristics of the single risk pool.

WORKSHEET 2: PRODUCT-PLAN DATA COLLECTION

SECTION I: GENERAL PRODUCT AND PLAN INFORMATION

All products and plans included in the single risk pool are shown in Worksheet 2.

AV METAL VALUES

The AV Metal Values included in Worksheet 2 of the URRT were valued using the AV Calculator, where possible, otherwise the AV Metal Values were developed under an alternate methodology. Actuarial certifications required by 45 CFR Part 156, §156.135 are provided in a separate document.

SECTION II: EXPERIENCE PERIOD AND CURRENT PLAN LEVEL INFORMATION

Experience Period data is shown for each plan included in the single risk pool.

SECTION III: PLAN ADJUSTMENT FACTORS

The MAIR is adjusted for each plan based on its plan design, provider network, and non-EHBs. Administrative costs are added to calculate the Plan Adjusted Index Rate. The Plan Adjusted Index Rate is multiplied by the Age Calibration Factor, Geographic Calibration Factor, and Tobacco Calibration Factor to calculate the Calibrated Plan Adjusted Index Rate.

PLAN ADJUSTED INDEX RATE

The Plan Adjusted Index Rate is calculated as the issuer Market Adjusted Index Rate adjusted for all allowable plan level modifiers defined in the market rating rule. These include actuarial value and cost sharing adjustment, provider network, delivery system and utilization management adjustment, adjustment for benefits in addition to the EHBs, impact of specific eligibility categories for the catastrophic plan and administrative costs.

NON-BENEFIT EXPENSES AND PROFIT & RISK

Administrative Expense Load
An Administrative Expense Load is applied to Projected Incurred Claims to reflect expenses related to quality improvement and fraud detection/recovery and other expenses of operating a business, broker commissions, and premium payment processing fees.

Profit & Risk Load/Contribution to Surplus
A Profit & Risk Load/Contribution to Surplus for the single risk pool is applied to Projected Incurred Claims for the projection period, if applicable.

Taxes and Fees
A Taxes & Fees load is applied to Projected Incurred Claims to pass through fees and taxes levied by the federal and state governments.

CALIBRATION

The plan adjusted index rate is projected for all products using the same anticipated age distribution and the mandated age curve. Therefore the consumer adjusted premium rate is the plan adjusted index rate divided by the average age, geographic and tobacco factors for the expected distribution. The average age of the combined small group risk pool population is 37.

The Average Age factor is the reciprocal of the weighted average age factor based on the projected membership. The Tobacco Factor is calculated as the reciprocal of the projected average factor for tobacco users multiplied by the projected tobacco use prevalence.

There is only one geographic rating area for this filing. The geographic rating area factor for this filing is 1.0.

Small differences result between the Calibrated Plan Adjusted Index rates and the Age 21 non-tobacco rates in the Rate Template due to rounding restrictions required in the URRT Part 1.

When rounded to the nearest dollar, the Calibrated Plan Adjusted Index Rates match the Age 21 non-tobacco rates in the Rate Template as required in the DIT.

MEMBERSHIP PROJECTIONS

Enrollment is projected based on current and anticipated enrollment by plan. Items impacting these projections include changes in the size of the market due to guarantee issue requirements and the individual mandate changes. The enrollment is our February 2022 enrollment.

LOSS RATIO

The loss ratio calculated in Section IV is generated within the template and is not based on the MLR formula. The projected loss ratio for the single risk pool is estimated to exceed 80% reflecting premium adjustments permitted by the federal MLR calculation.

INDEX RATE

The Index Rate is defined as the EHB portion of projected allowed claims divided by all projected single risk pool lives. The Index Rate is the same value for all non-grandfathered plans for KHPE Small Group Plans in Pennsylvania. The Index Rate reflects the twelve month projection for calendar year 2023. It has been developed following the specifications of 45 CFR § 156.80(d)(1).

TERMINATED PLANS

The following plans are being terminated during 2023:

33871PA0110020 Keystone DPOS Bronze Essential $7,500/$70/$140/$700
Membership is mapped to 33871PA0100026 Keystone HMO Bronze Essential $7,500/$70/$140/$700

33871PA0110048 Keystone HMO Silver Classic $4,500/$50/$100/100%
Membership is mapped to 33871PA0100049 Keystone HMO Silver Secure $5,000/$50/$100/$600

33871PA0110051 Keystone HMO Gold Secure $1,000/$40/$80/$650
Membership is mapped to 33871PA0100044 Keystone HMO Gold Proactive

WORKSHEET 3: RATING AREAS

There are nine rating areas in Pennsylvania. These plans are offered only in Rating Area 8, which consists of Bucks, Chester, Delaware, Montgomery, and Philadelphia counties.

ACTUARIAL CERTIFICATION

I, [redacted], am Director & Actuary of Commercial Markets for the Independence Blue Cross Family of Companies. I am a member of the Society of Actuaries and the American Academy of Actuaries in good standing with the education and experience necessary to perform the work necessary and meet the Qualification Standards of the American Academy of Actuaries to render the qualified actuarial opinion contained herein. The developed rates and memorandum have been prepared in conformity with appropriate Actuarial Standards of Practice and the Academy's Code of Professional Conduct.

The Part I Unified Rate Review Template does not demonstrate the process used by the issuer to develop the premium rates and allowable rating factors. Rather, it represents information required by Federal regulation to be provided in support of the review of rate increases, for certification of Qualified Health Plans for Federally-facilitated Exchanges, and for certification that the Index Rate is developed in accordance with federal regulation and used consistently and only adjusted by the allowable modifiers.

I hereby certify that, to the best of my knowledge and judgment, the following:

- The projected index rate is:
  - —In compliance with all applicable State and Federal Statutes and Regulations (45 CFR 156.80 and 147.102);
  - —Developed in compliance with applicable Actuarial Standards of Practice;
  - —Reasonable in relation to the benefits provided and the population anticipated to be covered; and
  - —Neither excessive nor deficient.
- The index rate and only the allowable modifiers as described in 45 CFR 156.80(d)(1) and 45 CFR 156.80(d)(2) were used to generate plan level rates.
- Geographic rating factors reflect only differences in the costs of delivery of and do not include differences for population morbidity by geographic area.
- The AV Calculator was used to determine the AV Metal Values shown in Worksheet 2 of the Part I Unified Rate Review Template for all plans, unless an alternate methodology was required. When an alternate methodology was used to calculate the AV Metal Value a copy of the actuarial certification required by 45 CFR Part 156, §156.135 was included.

[redacted]

May 23, 2022

2023 Notes Table Template v1.0

Table of Contents	Cover (v1.0) Legend (v1.0) Notes Table Template v1.0 Notes Table Template v1.0 - Sample 1 Notes Table Template v1.0 - Sample 2
Cover	Notes Table Template v1.0
Legend	Notes Table Template v1.0 Notes Table Template v1.0 - Sample 1 Notes Table Template v1.0 - Sample 2
Notes Table Template v1.0	Cell A1 is a DATE cell. Cell B1 is a TIME cell. Cell C1 is a TEXT cell. Cell D1 is a NUMBER cell. Cell E1 is a DATE cell. Cell F1 is a TIME cell. Cell G1 is a TEXT cell. Cell H1 is a NUMBER cell.
Notes Table Template v1.0 - Sample 1	
Notes Table Template v1.0 - Sample 2	
Notes Table Template v1.0 - Sample 3	

Date (A)*	Starting Time (B)*	Location*	Age*	End Date (E)*	End Time (F)*
Required Enter the YYYY-MM-DD Date.	Optional Enter the Starting Time.	Required Enter a TEXT value. Enter the Location.	Optional Enter the Age.	Optional Enter the YYYY-MM-DD Date.	Optional Enter the Ending Time.
1997-Dragonfly - Nasty Gray 1	1	Tobacco Juice Plus Stained Cellar	1	1997-Dragonfly - Nasty Gray 1	1
1997-Dragonfly - Nasty Gray 2	2	Tobacco Juice Plus Stained Cellar	2	1997-Dragonfly - Nasty Gray 2	2
1997-Dragonfly - Nasty Gray 3	3	Tobacco Juice Plus Stained Cellar	3	1997-Dragonfly - Nasty Gray 3	3
1997-Dragonfly - Nasty Gray 4	4	Tobacco Juice Plus Stained Cellar	4	1997-Dragonfly - Nasty Gray 4	4
1997-Dragonfly - Nasty Gray 5	5	Tobacco Juice Plus Stained Cellar	5	1997-Dragonfly - Nasty Gray 5	5
1997-Dragonfly - Nasty Gray 6	6	Tobacco Juice Plus Stained Cellar	6	1997-Dragonfly - Nasty Gray 6	6
1997-Dragonfly - Nasty Gray 7	7	Tobacco Juice Plus Stained Cellar	7	1997-Dragonfly - Nasty Gray 7	7
1997-Dragonfly - Nasty Gray 8	8	Tobacco Juice Plus Stained Cellar	8	1997-Dragonfly - Nasty Gray 8	8
1997-Dragonfly - Nasty Gray 9	9	Tobacco Juice Plus Stained Cellar	9	1997-Dragonfly - Nasty Gray 9	9
1997-Dragonfly - Nasty Gray 10	10	Tobacco Juice Plus Stained Cellar	10	1997-Dragonfly - Nasty Gray 10	10
1997-Dragonfly - Nasty Gray 11	11	Tobacco Juice Plus Stained Cellar	11	1997-Dragonfly - Nasty Gray 11	11
1997-Dragonfly - Nasty Gray 12	12	Tobacco Juice Plus Stained Cellar	12	1997-Dragonfly - Nasty Gray 12	12
1997-Dragonfly - Nasty Gray 13	13	Tobacco Juice Plus Stained Cellar	13	1997-Dragonfly - Nasty Gray 13	13
1997-Dragonfly - Nasty Gray 14	14	Tobacco Juice Plus Stained Cellar	14	1997-Dragonfly - Nasty Gray 14	14
1997-Dragonfly - Nasty Gray 15	15	Tobacco Juice Plus Stained Cellar	15	1997-Dragonfly - Nasty Gray 15	15
1997-Dragonfly - Nasty Gray 16	16	Tobacco Juice Plus Stained Cellar	16	1997-Dragonfly - Nasty Gray 16	16
1997-Dragonfly - Nasty Gray 17	17	Tobacco Juice Plus Stained Cellar	17	1997-Dragonfly - Nasty Gray 17	17
1997-Dragonfly - Nasty Gray 18	18	Tobacco Juice Plus Stained Cellar	18	1997-Dragonfly - Nasty Gray 18	18
1997-Dragonfly - Nasty Gray 19	19	Tobacco Juice Plus Stained Cellar	19	1997-Dragonfly - Nasty Gray 19	19
1997-Dragonfly - Nasty Gray 20	20	Tobacco Juice Plus Stained Cellar	20	1997-Dragonfly - Nasty Gray 20	20
1997-Dragonfly - Nasty Gray 21	21	Tobacco Juice Plus Stained Cellar	21	1997-Dragonfly - Nasty Gray 21	21
1997-Dragonfly - Nasty Gray 22	22	Tobacco Juice Plus Stained Cellar	22	1997-Dragonfly - Nasty Gray 22	22
1997-Dragonfly - Nasty Gray 23	23	Tobacco Juice Plus Stained Cellar	23	1997-Dragonfly - Nasty Gray 23	23
1997-Dragonfly - Nasty Gray 24	24	Tobacco Juice Plus Stained Cellar	24	1997-Dragonfly - Nasty Gray 24	24
1997-Dragonfly - Nasty Gray 25	25	Tobacco Juice Plus Stained Cellar	25	1997-Dragonfly - Nasty Gray 25	25
1997-Dragonfly - Nasty Gray 26	26	Tobacco Juice Plus Stained Cellar	26	1997-Dragonfly - Nasty Gray 26	26
1997-Dragonfly - Nasty Gray 27	27	Tobacco Juice Plus Stained Cellar	27	1997-Dragonfly - Nasty Gray 27	27
1997-Dragonfly - Nasty Gray 28	28	Tobacco Juice Plus Stained Cellar	28	1997-Dragonfly - Nasty Gray 28	28
1997-Dragonfly - Nasty Gray 29	29	Tobacco Juice Plus Stained Cellar	29	1997-Dragonfly - Nasty Gray 29	29
1997-Dragonfly - Nasty Gray 30	30	Tobacco Juice Plus Stained Cellar	30	1997-Dragonfly - Nasty Gray 30	30
1997-Dragonfly - Nasty Gray 31	31	Tobacco Juice Plus Stained Cellar	31	1997-Dragonfly - Nasty Gray 31	31
1997-Dragonfly - Nasty Gray 32	32	Tobacco Juice Plus Stained Cellar	32	1997-Dragonfly - Nasty Gray 32	32
1997-Dragonfly - Nasty Gray 33	33	Tobacco Juice Plus Stained Cellar	33	1997-Dragonfly - Nasty Gray 33	33
1997-Dragonfly - Nasty Gray 34	34	Tobacco Juice Plus Stained Cellar	34	1997-Dragonfly - Nasty Gray 34	34
1997-Dragonfly - Nasty Gray 35	35	Tobacco Juice Plus Stained Cellar	35	1997-Dragonfly - Nasty Gray 35	35
1997-Dragonfly - Nasty Gray 36	36	Tobacco Juice Plus Stained Cellar	36	1997-Dragonfly - Nasty Gray 36	36
1997-Dragonfly - Nasty Gray 37	37	Tobacco Juice Plus Stained Cellar	37	1997-Dragonfly - Nasty Gray 37	37
1997-Dragonfly - Nasty Gray 38	38	Tobacco Juice Plus Stained Cellar	38	1997-Dragonfly - Nasty Gray 38	38
1997-Dragonfly - Nasty Gray 39	39	Tobacco Juice Plus Stained Cellar	39	1997-Dragonfly - Nasty Gray 39	39
1997-Dragonfly - Nasty Gray 40	40	Tobacco Juice Plus Stained Cellar	40	1997-Dragonfly - Nasty Gray 40	40
1997-Dragonfly - Nasty Gray 41	41	Tobacco Juice Plus Stained Cellar	41	1997-Dragonfly - Nasty Gray 41	41
1997-Dragonfly - Nasty Gray 42	42	Tobacco Juice Plus Stained Cellar	42	1997-Dragonfly - Nasty Gray 42	42
1997-Dragonfly - Nasty Gray 43	43	Tobacco Juice Plus Stained Cellar	43	1997-Dragonfly - Nasty Gray 43	43
1997-Dragonfly - Nasty Gray 44	44	Tobacco Juice Plus Stained Cellar	44	1997-Dragonfly - Nasty Gray 44	44
1997-Dragonfly - Nasty Gray 45	45	Tobacco Juice Plus Stained Cellar	45	1997-Dragonfly - Nasty Gray 45	45
1997-Dragonfly - Nasty Gray 46	46	Tobacco Juice Plus Stained Cellar	46	1997-Dragonfly - Nasty Gray 46	46
1997-Dragonfly - Nasty Gray 47	47	Tobacco Juice Plus Stained Cellar	47	1997-Dragonfly - Nasty Gray 47	47
1997-Dragonfly - Nasty Gray 48	48	Tobacco Juice Plus Stained Cellar	48	1997-Dragonfly - Nasty Gray 48	48
1997-Dragonfly - Nasty Gray 49	49	Tobacco Juice Plus Stained Cellar	49	1997-Dragonfly - Nasty Gray 49	49
1997-Dragonfly - Nasty Gray 50	50	Tobacco Juice Plus Stained Cellar	50	1997-Dragonfly - Nasty Gray 50	50
1997-Dragonfly - Nasty Gray 51	51	Tobacco Juice Plus Stained Cellar	51	1997-Dragonfly - Nasty Gray 51	51
1997-Dragonfly - Nasty Gray 52	52	Tobacco Juice Plus Stained Cellar	52	1997-Dragonfly - Nasty Gray 52	52
1997-Dragonfly - Nasty Gray 53	53	Tobacco Juice Plus Stained Cellar	53	1997-Dragonfly - Nasty Gray 53	53
1997-Dragonfly - Nasty Gray 54	54	Tobacco Juice Plus Stained Cellar	54	1997-Dragonfly - Nasty Gray 54	54
1997-Dragonfly - Nasty Gray 55	55	Tobacco Juice Plus Stained Cellar	55	1997-Dragonfly - Nasty Gray 55	55
1997-Dragonfly - Nasty Gray 56	56	Tobacco Juice Plus Stained Cellar	56	1997-Dragonfly - Nasty Gray 56	56
1997-Dragonfly - Nasty Gray 57	57	Tobacco Juice Plus Stained Cellar	57	1997-Dragonfly - Nasty Gray 57	57
1997-Dragonfly - Nasty Gray 58	58	Tobacco Juice Plus Stained Cellar	58	1997-Dragonfly - Nasty Gray 58	58
1997-Dragonfly - Nasty Gray 59	59	Tobacco Juice Plus Stained Cellar	59	1997-Dragonfly - Nasty Gray 59	59
1997-Dragonfly - Nasty Gray 60	60	Tobacco Juice Plus Stained Cellar	60	1997-Dragonfly - Nasty Gray 60	60
1997-Dragonfly - Nasty Gray 61	61	Tobacco Juice Plus Stained Cellar	61	1997-Dragonfly - Nasty Gray 61	61
1997-Dragonfly - Nasty Gray 62	62	Tobacco Juice Plus Stained Cellar	62	1997-Dragonfly - Nasty Gray 62	62
1997-Dragonfly - Nasty Gray 63	63	Tobacco Juice Plus Stained Cellar	63	1997-Dragonfly - Nasty Gray 63	63
1997-Dragonfly - Nasty Gray 64	64	Tobacco Juice Plus Stained Cellar	64	1997-Dragonfly - Nasty Gray 64	64
1997-Dragonfly - Nasty Gray 65	65	Tobacco Juice Plus Stained Cellar	65	1997-Dragonfly - Nasty Gray 65	65
1997-Dragonfly - Nasty Gray 66	66	Tobacco Juice Plus Stained Cellar	66	1997-Dragonfly - Nasty Gray 66	66
1997-Dragonfly - Nasty Gray 67	67	Tobacco Juice Plus Stained Cellar	67	1997-Dragonfly - Nasty Gray 67	67
1997-Dragonfly - Nasty Gray 68	68	Tobacco Juice Plus Stained Cellar	68	1997-Dragonfly - Nasty Gray 68	68
1997-Dragonfly - Nasty Gray 69	69	Tobacco Juice Plus Stained Cellar	69	1997-Dragonfly - Nasty Gray 69	69
1997-Dragonfly - Nasty Gray 70	70	Tobacco Juice Plus Stained Cellar	70	1997-Dragonfly - Nasty Gray 70	70
1997-Dragonfly - Nasty Gray 71	71	Tobacco Juice Plus Stained Cellar	71	1997-Dragonfly - Nasty Gray 71	71
1997-Dragonfly - Nasty Gray 72	72	Tobacco Juice Plus Stained Cellar	72	1997-Dragonfly - Nasty Gray 72	72
1997-Dragonfly - Nasty Gray 73	73	Tobacco Juice Plus Stained Cellar	73	1997-Dragonfly - Nasty Gray 73	73
1997-Dragonfly - Nasty Gray 74	74	Tobacco Juice Plus Stained Cellar	74	1997-Dragonfly - Nasty Gray 74	74
1997-Dragonfly - Nasty Gray 75	75	Tobacco Juice Plus Stained Cellar	75	1997-Dragonfly - Nasty Gray 75	75
1997-Dragonfly - Nasty Gray 76	76	Tobacco Juice Plus Stained Cellar	76	1997-Dragonfly - Nasty Gray 76	76
1997-Dragonfly - Nasty Gray 77	77	Tobacco Juice Plus Stained Cellar	77	1997-Dragonfly - Nasty Gray 77	77
1997-Dragonfly - Nasty Gray 78	78	Tobacco Juice Plus Stained Cellar	78	1997-Dragonfly - Nasty Gray 78	78
1997-Dragonfly - Nasty Gray 79	79	Tobacco Juice Plus Stained Cellar	79	1997-Dragonfly - Nasty Gray 79	79
1997-Dragonfly - Nasty Gray 80	80	Tobacco Juice Plus Stained Cellar	80	1997-Dragonfly - Nasty Gray 80	80
1997-Dragonfly - Nasty Gray 81	81	Tobacco Juice Plus Stained Cellar	81	1997-Dragonfly - Nasty Gray 81	81
1997-Dragonfly - Nasty Gray 82	82	Tobacco Juice Plus Stained Cellar	82	1997-Dragonfly - Nasty Gray 82	82
1997-Dragonfly - Nasty Gray 83	83	Tobacco Juice Plus Stained Cellar	83	1997-Dragonfly - Nasty Gray 83	83
1997-Dragonfly - Nasty Gray 84	84	Tobacco Juice Plus Stained Cellar	84	1997-Dragonfly - Nasty Gray 84	84
1997-Dragonfly - Nasty Gray 85	85	Tobacco Juice Plus Stained Cellar	85	1997-Dragonfly - Nasty Gray 85	85
1997-Dragonfly - Nasty Gray 86	86	Tobacco Juice Plus Stained Cellar	86	1997-Dragonfly - Nasty Gray 86	86
1997-Dragonfly - Nasty Gray 87	87	Tobacco Juice Plus Stained Cellar	87	1997-Dragonfly - Nasty Gray 87	87
1997-Dragonfly - Nasty Gray 88	88	Tobacco Juice Plus Stained Cellar	88	1997-Dragonfly - Nasty Gray 88	88
1997-Dragonfly - Nasty Gray 89	89	Tobacco Juice Plus Stained Cellar	89	1997-Dragonfly - Nasty Gray 89	89
1997-Dragonfly - Nasty Gray 90	90	Tobacco Juice Plus Stained Cellar	90	1997-Dragonfly - Nasty Gray 90	90
1997-Dragonfly - Nasty Gray 91	91	Tobacco Juice Plus Stained Cellar	91	1997-Dragonfly - Nasty Gray 91	91
1997-Dragonfly - Nasty Gray 92	92	Tobacco Juice Plus Stained Cellar	92	1997-Dragonfly - Nasty Gray 92	92
1997-Dragonfly - Nasty Gray 93	93	Tobacco Juice Plus Stained Cellar	93	1997-Dragonfly - Nasty Gray 93	93
1997-Dragonfly - Nasty Gray 94	94	Tobacco Juice Plus Stained Cellar	94	1997-Dragonfly - Nasty Gray 94	94
1997-Dragonfly - Nasty Gray 95	95	Tobacco Juice Plus Stained Cellar	95	1997-Dragonfly - Nasty Gray 95	95
1997-Dragonfly - Nasty Gray 96	96	Tobacco Juice Plus Stained Cellar	96	1997-Dragonfly - Nasty Gray 96	96
1997-Dragonfly - Nasty Gray 97	97	Tobacco Juice Plus Stained Cellar	97	1997-Dragonfly - Nasty Gray 97	97
1997-Dragonfly - Nasty Gray 98	98	Tobacco Juice Plus Stained Cellar	98	1997-Dragonfly - Nasty Gray 98	98
1997-Dragonfly - Nasty Gray 99	99	Tobacco Juice Plus Stained Cellar	99	1997-Dragonfly - Nasty Gray 99	99
1997-Dragonfly - Nasty Gray 100	100	Tobacco Juice Plus Stained Cellar	100	1997-Dragonfly - Nasty Gray 100	100
1997-Dragonfly - Nasty Gray 101	101	Tobacco Juice Plus Stained Cellar	101	1997-Dragonfly - Nasty Gray 101	101
1997-Dragonfly - Nasty Gray 102	102	Tobacco Juice Plus Stained Cellar	102	1997-Dragonfly - Nasty Gray 102	102
1997-Dragonfly - Nasty Gray 103	103	Tobacco Juice Plus Stained Cellar	103	1997-Dragonfly - Nasty Gray 103	103
1997-Dragonfly - Nasty Gray 104	104	Tobacco Juice Plus Stained Cellar	104	1997-Dragonfly - Nasty Gray 104	104
1997-Dragonfly - Nasty Gray 105	105	Tobacco Juice Plus Stained Cellar	105	1997-Dragonfly - Nasty Gray 105	105
1997-Dragonfly - Nasty Gray 106	106	Tobacco Juice Plus Stained Cellar	106	1997-Dragonfly - Nasty Gray 106	106
1997-Dragonfly - Nasty Gray 107	107	Tobacco Juice Plus Stained Cellar	107	1997-Dragonfly - Nasty Gray 107	107
1997-Dragonfly - Nasty Gray 108	108	Tobacco Juice Plus Stained Cellar	108	1997-Dragonfly - Nasty Gray 108	108
1997-Dragonfly - Nasty Gray 109	109	Tobacco Juice Plus Stained Cellar	109	1997-Dragonfly - Nasty Gray 109	109
1997-Dragonfly - Nasty Gray 110	110	Tobacco Juice Plus Stained Cellar	110	1997-Dragonfly - Nasty Gray 110	110
1997-Dragonfly - Nasty Gray 111	111	Tobacco Juice Plus Stained Cellar	111	1997-Dragonfly - Nasty Gray 111	111
1997-Dragonfly - Nasty Gray 112	112	Tobacco Juice Plus Stained Cellar	112	1997-Dragonfly - Nasty Gray 112	112
1997-Dragonfly - Nasty Gray 113	113	Tobacco Juice Plus Stained Cellar	113	1997-Dragonfly - Nasty Gray 113	113
1997-Dragonfly - Nasty Gray 114	114	Tobacco Juice Plus Stained Cellar	114	1997-Dragonfly - Nasty Gray 114	114
1997-Dragonfly - Nasty Gray 115	115	Tobacco Juice Plus Stained Cellar	115	1997-Dragonfly - Nasty Gray 115	115
1997-Dragonfly - Nasty Gray 116	116	Tobacco Juice Plus Stained Cellar	116	1997-Dragonfly - Nasty Gray 116	116
1997-Dragonfly - Nasty Gray 117	117	Tobacco Juice Plus Stained Cellar	117	1997-Dragonfly - Nasty Gray 117	117
1997-Dragonfly - Nasty Gray 118	118	Tobacco Juice Plus Stained Cellar	118	1997-Dragonfly - Nasty Gray 118	118
1997-Dragonfly - Nasty Gray 119	119	Tobacco Juice Plus Stained Cellar	119	1997-Dragonfly - Nasty Gray 119	119
1997-Dragonfly - Nasty Gray 120	120	Tobacco Juice Plus Stained Cellar	120	1997-Dragonfly - Nasty Gray 120	120
1997-Dragonfly - Nasty Gray 121	121	Tobacco Juice Plus Stained Cellar	121	1997-Dragonfly - Nasty Gray 121	121
1997-Dragonfly - Nasty Gray 122	122	Tobacco Juice Plus Stained Cellar	122	1997-Dragonfly - Nasty Gray 122	122
1997-Dragonfly - Nasty Gray 123	123	Tobacco Juice Plus Stained Cellar	123	1997-Dragonfly - Nasty Gray 123	123
1997-Dragonfly - Nasty Gray 124	124	Tobacco Juice Plus Stained Cellar	124	1997-Dragonfly - Nasty Gray 124	124
1997-Dragonfly - Nasty Gray 125	125	Tobacco Juice Plus Stained Cellar	125	1997-Dragonfly - Nasty Gray 125	125
1997-Dragonfly - Nasty Gray 126	126	Tobacco Juice Plus Stained Cellar	126	1997-Dragonfly - Nasty Gray 126	126
1997-Dragonfly - Nasty Gray 127	127	Tobacco Juice Plus Stained Cellar	127	1997-Dragonfly - Nasty Gray 127	127
1997-Dragonfly - Nasty Gray 128	128	Tobacco Juice Plus Stained Cellar	128	1997-Dragonfly - Nasty Gray 128	128
1997-Dragonfly - Nasty Gray 129	129	Tobacco Juice Plus Stained Cellar	129	1997-Dragonfly - Nasty Gray 129	129
1997-Dragonfly - Nasty Gray 130	130	Tobacco Juice Plus Stained Cellar	130	1997-Dragonfly - Nasty Gray 130	130
1997-Dragonfly - Nasty Gray 131	131	Tobacco Juice Plus Stained Cellar	131	1997-Dragonfly - Nasty Gray 131	131
1997-Dragonfly - Nasty Gray 132	132	Tobacco Juice Plus Stained Cellar	132	1997-Dragonfly - Nasty Gray 132	132
1997-Dragonfly - Nasty Gray 133	133	Tobacco Juice Plus Stained Cellar	133	1997-Dragonfly - Nasty Gray 133	133
1997-Dragonfly - Nasty Gray 134	134	Tobacco Juice Plus Stained Cellar	134	1997-Dragonfly - Nasty Gray 134	134
1997-Dragonfly - Nasty Gray 135	135	Tobacco Juice Plus Stained Cellar	135	1997-Dragonfly - Nasty Gray 135	135
1997-Dragonfly - Nasty Gray 136	136	Tobacco Juice Plus Stained Cellar	136	1997-Dragonfly - Nasty Gray 136	136
1997-Dragonfly - Nasty Gray 137	137	Tobacco Juice Plus Stained Cellar	137	1997-Dragonfly - Nasty Gray 137	137
1997-Dragonfly - Nasty Gray 138	138	Tobacco Juice Plus Stained Cellar	138	1997-Dragonfly - Nasty Gray 138	138
1997-Dragonfly - Nasty Gray 139	139	Tobacco Juice Plus Stained Cellar	139	1997-Dragonfly - Nasty Gray 139	139
1997-Dragonfly - Nasty Gray 140	140	Tobacco Juice Plus Stained Cellar	140	1997-Dragonfly - Nasty Gray 140	140
1997-Dragonfly - Nasty Gray 141	141	Tobacco Juice Plus Stained Cellar	141	1997-Dragonfly - Nasty Gray 141	141
1997-Dragonfly - Nasty Gray 142	142	Tobacco Juice Plus Stained Cellar	142	1997-Dragonfly - Nasty Gray 142	142
1997-Dragonfly - Nasty Gray 143	143	Tobacco Juice Plus Stained Cellar	143	1997-Dragonfly - Nasty Gray 143	143
1997-Dragonfly - Nasty Gray 144	144	Tobacco Juice Plus Stained Cellar	144	1997-Dragonfly - Nasty Gray 144	144
1997-Dragonfly - Nasty Gray 145	145	Tobacco Juice Plus Stained Cellar	145	1997-Dragonfly - Nasty Gray 145	145
1997-Dragonfly - Nasty Gray 146	146	Tobacco Juice Plus Stained Cellar	146	1997-Dragonfly - Nasty Gray 146	146
1997-Dragonfly - Nasty Gray 147	147	Tobacco Juice Plus Stained Cellar	147	1997-Dragonfly - Nasty Gray 147	147
1997-Dragonfly - Nasty Gray 148	148	Tobacco Juice Plus Stained Cellar	148	1997-Dragonfly - Nasty Gray 148	148
1997-Dragonfly - Nasty Gray 149	149	Tobacco Juice Plus Stained Cellar	149	1997-Dragonfly - Nasty Gray 149	149
1997-Dragonfly - Nasty Gray 150	150	Tobacco Juice Plus Stained Cellar	150	1997-Dragonfly - Nasty Gray 150	150
1997-Dragonfly - Nasty Gray 151	151	Tobacco Juice Plus Stained Cellar	151	1997-Dragonfly - Nasty Gray 151	151
1997-Dragonfly - Nasty Gray 152	152	Tobacco Juice Plus Stained Cellar	152	1997-Dragonfly - Nasty Gray 152	152
1997-Dragonfly - Nasty Gray 153	153	Tobacco Juice Plus Stained Cellar	153	1997-Dragonfly - Nasty Gray 153	153
1997-Dragonfly - Nasty Gray 154	154	Tobacco Juice Plus Stained Cellar	154	1997-Dragonfly - Nasty Gray 154	154
1997-Dragonfly - Nasty Gray 155	155	Tobacco Juice Plus Stained Cellar	155	1997-Dragonfly - Nasty Gray 155	155
1997-Dragonfly - Nasty Gray 156	156	Tobacco Juice Plus Stained Cellar	156	1997-Dragonfly - Nasty Gray 156	156
1997-Dragonfly - Nasty Gray 157	157	Tobacco Juice Plus Stained Cellar	157	1997-Dragonfly - Nasty Gray 157	157
1997-Dragonfly - Nasty Gray 158	158	Tobacco Juice Plus Stained Cellar	158	1997-Dragonfly - Nasty Gray 158	158
1997-Dragonfly - Nasty Gray 159	159	Tobacco Juice Plus Stained Cellar	159	1997-Dragonfly - Nasty Gray 159	159
1997-Dragonfly - Nasty Gray 160	160	Tobacco Juice Plus Stained Cellar	160	1997-Dragonfly - Nasty Gray 160	160
1997-Dragonfly - Nasty Gray 161	161	Tobacco Juice Plus Stained Cellar	161	1997-Dragonfly - Nasty Gray 161	161
1997-Dragonfly - Nasty Gray 162	162	Tobacco Juice Plus Stained Cellar	162	1997-Dragonfly - Nasty Gray 162	162
1997-Dragonfly - Nasty Gray 163	163	Tobacco Juice Plus Stained Cellar	163	1997-Dragonfly - Nasty Gray 163	163
1997-Dragonfly - Nasty Gray 164	164	Tobacco Juice Plus Stained Cellar	164	1997-Dragonfly - Nasty Gray 164	164
1997-Dragonfly - Nasty Gray 165	165	Tobacco Juice Plus Stained Cellar	165	1997-Dragonfly - Nasty Gray 165	165
1997-Dragonfly - Nasty Gray 166	166	Tobacco Juice Plus Stained Cellar	166	1997-Dragonfly - Nasty Gray 166	166
1997-Dragonfly - Nasty Gray 167	167	Tobacco Juice Plus Stained Cellar	167	1997-Dragonfly - Nasty Gray 167	167
1997-Dragonfly - Nasty Gray 168	168	Tobacco Juice Plus Stained Cellar	168	1997-Dragonfly - Nasty Gray 168	168
1997-Dragonfly - Nasty Gray 169	169	Tobacco Juice Plus Stained Cellar	169	1997-Dragonfly - Nasty Gray 169	169
1997-Dragonfly - Nasty Gray 170	170	Tobacco Juice Plus Stained Cellar	170	1997-Dragonfly - Nasty Gray 170	170
1997-Dragonfly - Nasty Gray 171	171	Tobacco Juice Plus Stained Cellar	171	1997-Dragonfly - Nasty Gray 171	171
1997-Dragonfly - Nasty Gray 172	172	Tobacco Juice Plus Stained Cellar	172	1997-Dragonfly - Nasty Gray 172	172
1997-Dragonfly - Nasty Gray 173	173	Tobacco Juice Plus Stained Cellar	173	1997-Dragonfly - Nasty Gray 173	173
1997-Dragonfly - Nasty Gray 174	174	Tobacco Juice Plus Stained Cellar	174	1997-Dragonfly - Nasty Gray 174	174
1997-Dragonfly - Nasty Gray 175	175	Tobacco Juice Plus Stained Cellar	175	1997-Dragonfly - Nasty Gray 175	175
1997-Dragonfly - Nasty Gray 176	176	Tobacco Juice Plus Stained Cellar	176	1997-Dragonfly - Nasty Gray 176	176
1997-Dragonfly - Nasty Gray 177	177	Tobacco Juice Plus Stained Cellar	177	1997-Dragonfly - Nasty Gray 177	177
1997-Dragonfly - Nasty Gray 178	178	Tobacco Juice Plus Stained Cellar	178	1997-Dragonfly - Nasty Gray 178	178
1997-Dragonfly - Nasty Gray 179	179	Tobacco Juice Plus Stained Cellar	179	1997-Dragonfly - Nasty Gray 179	179
1997-Dragonfly - Nasty Gray 180	180	Tobacco Juice Plus Stained Cellar	180	1997-Dragonfly - Nasty Gray 180	180
1997-Dragonfly - Nasty Gray 181	181	Tobacco Juice Plus Stained Cellar	181	1997-Dragonfly - Nasty Gray 181	181
1997-Dragonfly - Nasty Gray 182	182	Tobacco Juice Plus Stained Cellar	182	1997-Dragonfly - Nasty Gray 182	182
1997-Dragonfly - Nasty Gray 183	183	Tobacco Juice Plus Stained Cellar	183	1997-Dragonfly - Nasty Gray 183	183
1997-Dragonfly - Nasty Gray 184	184	Tobacco Juice Plus Stained Cellar	184	1997-Dragonfly - Nasty Gray 184	184
1997-Dragonfly - Nasty Gray 185	185	Tobacco Juice Plus Stained Cellar	185	1997-Dragonfly - Nasty Gray 185	185
1997-Dragonfly - Nasty Gray 186	186	Tobacco Juice Plus Stained Cellar	186	1997-Dragonfly - Nasty Gray 186	186
1997-Dragonfly - Nasty Gray 187	187	Tobacco Juice Plus Stained Cellar	187	1997-Dragonfly - Nasty Gray 187	187
1997-Dragonfly - Nasty Gray 188	188	Tobacco Juice Plus Stained Cellar	188	1997-Dragonfly - Nasty Gray 188	188
1997-Dragonfly - Nasty Gray 189	189	Tobacco Juice Plus Stained Cellar	189	1997-Dragonfly - Nasty Gray 189	189
1997-Dragonfly - Nasty Gray 190	190	Tobacco Juice Plus Stained Cellar	190	1997-Dragonfly - Nasty Gray 190	190
1997-Dragonfly - Nasty Gray 191	191	Tobacco Juice Plus Stained Cellar	191	1997-Dragonfly - Nasty Gray 191	191
1997-Dragonfly - Nasty Gray 192	192	Tobacco Juice Plus Stained Cellar	192	1997-Dragonfly - Nasty Gray 192	192
1997-Dragonfly - Nasty Gray 193	193	Tobacco Juice Plus Stained Cellar	193	1997-Dragonfly - Nasty Gray 193	193
1997-Dragonfly - Nasty Gray 194	194	Tobacco Juice Plus Stained Cellar	194	1997-Dragonfly - Nasty Gray 194	194
1997-Dragonfly - Nasty Gray 195	195	Tobacco Juice Plus Stained Cellar	195	1997-Dragonfly - Nasty Gray 195	195
1997-Dragonfly - Nasty Gray 196	196	Tobacco Juice Plus Stained Cellar	196	1997-Dragonfly - Nasty Gray 196	196
1997-Dragonfly - Nasty Gray 197	197	Tobacco Juice Plus Stained Cellar	197	1997-Dragonfly - Nasty Gray 197	197
1997-Dragonfly - Nasty Gray 198	198	Tobacco Juice Plus Stained Cellar	198	1997-Dragonfly - Nasty Gray 198	198
1997-Dragonfly - Nasty Gray 199	199	Tobacco Juice Plus Stained Cellar	199	1997-Dragonfly - Nasty Gray 199	199
1997-Dragonfly - Nasty Gray 200	200	Tobacco Juice Plus Stained Cellar	200	1997-Dragonfly - Nasty Gray 200	200

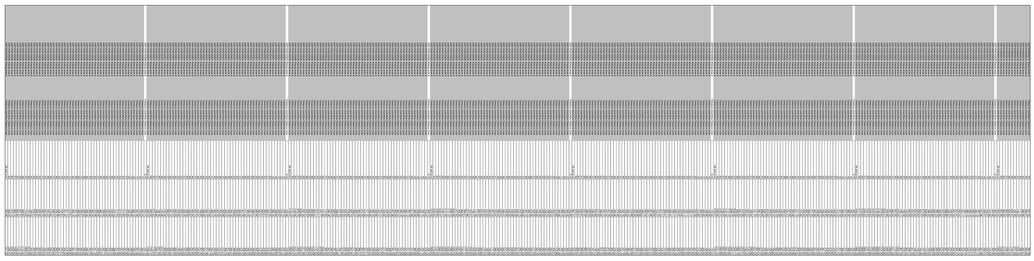

2023 Rates Table Template v10.0	[1] Table is of a rated or "not rated" - not "Nil rated" or "Nil rated where Vehicle Value = 0.00" - Table 1 Tariff Rates where Premium Rate = 0.00 / 0.00 F / 0.00 F +
	[2] Table is of a rated or "not rated" - not "Nil rated" or "Nil rated where Vehicle Value = 0.00" - Table 2 Tariff Rates where Premium Rate = 0.00 / 0.00 F / 0.00 F +
	[3] Table is of a rated or "not rated" - not "Nil rated" or "Nil rated where Vehicle Value = 0.00" - Table 3 Tariff Rates where Premium Rate = 0.00 / 0.00 F / 0.00 F +
	[4] Table is "Rates Use Rate Tables" - not "Nil rated" or "Nil rated where Vehicle Value = 0.00" - Table 4 Tariff Rates where Premium Rate = 0.00 / 0.00 F / 0.00 F +
NCB Discount	0.00%
Rate Effective Date	01/01/2023
Rate Expiration Date	31/12/2023
Vehicle Exclusions	Not Classic Plates

Plan ID	Rating Area ID	Tolerance	Age	Indv Adult Rate	Indv Adult Tolerance Rate
Premium Add-On Premiums: Yes/F	Premium Same Rating Area ID	Premium Same = Tolerance can be added to the same rate/F Diff = Tolerance can be added to the rate below/F	Premium Same=Age of Insured can be added to the same rate/F	Premium FMV Of Vehicle Multiplied Rate Value/10 K	Premium Fixed Rate Value/10 K
2021 PALI GOLD Rating Area 9	2021 PALI GOLD Rating Area 9	Tolerance Over Rate Tolerance Over	16	20.00	20.00
2021 PALI GOLD Rating Area 9	2021 PALI GOLD Rating Area 9	Tolerance Over Rate Tolerance Over	17	20.00	20.00
2021 PALI GOLD Rating Area 9	2021 PALI GOLD Rating Area 9	Tolerance Over Rate Tolerance Over	18	20.00	20.00
2021 PALI GOLD Rating Area 9	2021 PALI GOLD Rating Area 9	Tolerance Over Rate Tolerance Over	19	20.00	20.00
2021 PALI GOLD Rating Area 9	2021 PALI GOLD Rating Area 9	Tolerance Over Rate Tolerance Over	20	20.00	20.00
2021 PALI GOLD Rating Area 9	2021 PALI GOLD Rating Area 9	Tolerance Over Rate Tolerance Over	21	20.00	20.00
2021 PALI GOLD Rating Area 9	2021 PALI GOLD Rating Area 9	Tolerance Over Rate Tolerance Over	22	20.00	20.00
2021 PALI GOLD Rating Area 9	2021 PALI GOLD Rating Area 9	Tolerance Over Rate Tolerance Over	23	20.00	20.00
2021 PALI GOLD Rating Area 9	2021 PALI GOLD Rating Area 9	Tolerance Over Rate Tolerance Over	24	20.00	20.00
2021 PALI GOLD Rating Area 9	2021 PALI GOLD Rating Area 9	Tolerance Over Rate Tolerance Over	25	20.00	20.00
2021 PALI GOLD Rating Area 9	2021 PALI GOLD Rating Area 9	Tolerance Over Rate Tolerance Over	26	20.00	20.00
2021 PALI GOLD Rating Area 9	2021 PALI GOLD Rating Area 9	Tolerance Over Rate Tolerance Over	27	20.00	20.00
2021 PALI GOLD Rating Area 9	2021 PALI GOLD Rating Area 9	Tolerance Over Rate Tolerance Over	28	20.00	20.00
2021 PALI GOLD Rating Area 9	2021 PALI GOLD Rating Area 9	Tolerance Over Rate Tolerance Over	29	20.00	20.00
2021 PALI GOLD Rating Area 9	2021 PALI GOLD Rating Area 9	Tolerance Over Rate Tolerance Over	30	20.00	20.00
2021 PALI GOLD Rating Area 9	2021 PALI GOLD Rating Area 9	Tolerance Over Rate Tolerance Over	31	20.00	20.00
2021 PALI GOLD Rating Area 9	2021 PALI GOLD Rating Area 9	Tolerance Over Rate Tolerance Over	32	20.00	20.00
2021 PALI GOLD Rating Area 9	2021 PALI GOLD Rating Area 9	Tolerance Over Rate Tolerance Over	33	20.00	20.00
2021 PALI GOLD Rating Area 9	2021 PALI GOLD Rating Area 9	Tolerance Over Rate Tolerance Over	34	20.00	20.00
2021 PALI GOLD Rating Area 9	2021 PALI GOLD Rating Area 9	Tolerance Over Rate Tolerance Over	35	20.00	20.00
2021 PALI GOLD Rating Area 9	2021 PALI GOLD Rating Area 9	Tolerance Over Rate Tolerance Over	36	20.00	20.00
2021 PALI GOLD Rating Area 9	2021 PALI GOLD Rating Area 9	Tolerance Over Rate Tolerance Over	37	20.00	20.00
2021 PALI GOLD Rating Area 9	2021 PALI GOLD Rating Area 9	Tolerance Over Rate Tolerance Over	38	20.00	20.00
2021 PALI GOLD Rating Area 9	2021 PALI GOLD Rating Area 9	Tolerance Over Rate Tolerance Over	39	20.00	20.00
2021 PALI GOLD Rating Area 9	2021 PALI GOLD Rating Area 9	Tolerance Over Rate Tolerance Over	40	20.00	20.00
2021 PALI GOLD Rating Area 9	2021 PALI GOLD Rating Area 9	Tolerance Over Rate Tolerance Over	41	20.00	20.00
2021 PALI GOLD Rating Area 9	2021 PALI GOLD Rating Area 9	Tolerance Over Rate Tolerance Over	42	20.00	20.00
2021 PALI GOLD Rating Area 9	2021 PALI GOLD Rating Area 9	Tolerance Over Rate Tolerance Over	43	20.00	20.00
2021 PALI GOLD Rating Area 9	2021 PALI GOLD Rating Area 9	Tolerance Over Rate Tolerance Over	44	20.00	20.00
2021 PALI GOLD Rating Area 9	2021 PALI GOLD Rating Area 9	Tolerance Over Rate Tolerance Over	45	20.00	20.00
2021 PALI GOLD Rating Area 9	2021 PALI GOLD Rating Area 9	Tolerance Over Rate Tolerance Over	46	20.00	20.00
2021 PALI GOLD Rating Area 9	2021 PALI GOLD Rating Area 9	Tolerance Over Rate Tolerance Over	47	20.00	20.00
2021 PALI GOLD Rating Area 9	2021 PALI GOLD Rating Area 9	Tolerance Over Rate Tolerance Over	48	20.00	20.00
2021 PALI GOLD Rating Area 9	2021 PALI GOLD Rating Area 9	Tolerance Over Rate Tolerance Over	49	20.00	20.00
2021 PALI GOLD Rating Area 9	2021 PALI GOLD Rating Area 9	Tolerance Over Rate Tolerance Over	50	20.00	20.00
2021 PALI GOLD Rating Area 9	2021 PALI GOLD Rating Area 9	Tolerance Over Rate Tolerance Over	51	20.00	20.00
2021 PALI GOLD Rating Area 9	2021 PALI GOLD Rating Area 9	Tolerance Over Rate Tolerance Over	52	20.00	20.00
2021 PALI GOLD Rating Area 9	2021 PALI GOLD Rating Area 9	Tolerance Over Rate Tolerance Over	53	20.00	20.00
2021 PALI GOLD Rating Area 9	2021 PALI GOLD Rating Area 9	Tolerance Over Rate Tolerance Over	54	20.00	20.00
2021 PALI GOLD Rating Area 9	2021 PALI GOLD Rating Area 9	Tolerance Over Rate Tolerance Over	55	20.00	20.00
2021 PALI GOLD Rating Area 9	2021 PALI GOLD Rating Area 9	Tolerance Over Rate Tolerance Over	56	20.00	20.00
2021 PALI GOLD Rating Area 9	2021 PALI GOLD Rating Area 9	Tolerance Over Rate Tolerance Over	57	20.00	20.00
2021 PALI GOLD Rating Area 9	2021 PALI GOLD Rating Area 9	Tolerance Over Rate Tolerance Over	58	20.00	20.00
2021 PALI GOLD Rating Area 9	2021 PALI GOLD Rating Area 9	Tolerance Over Rate Tolerance Over	59	20.00	20.00
2021 PALI GOLD Rating Area 9	2021 PALI GOLD Rating Area 9	Tolerance Over Rate Tolerance Over	60	20.00	20.00
2021 PALI GOLD Rating Area 9	2021 PALI GOLD Rating Area 9	Tolerance Over Rate Tolerance Over	61	20.00	20.00
2021 PALI GOLD Rating Area 9	2021 PALI GOLD Rating Area 9	Tolerance Over Rate Tolerance Over	62	20.00	20.00
2021 PALI GOLD Rating Area 9	2021 PALI GOLD Rating Area 9	Tolerance Over Rate Tolerance Over	63	20.00	20.00
2021 PALI GOLD Rating Area 9	2021 PALI GOLD Rating Area 9	Tolerance Over Rate Tolerance Over	64	20.00	20.00
2021 PALI GOLD Rating Area 9	2021 PALI GOLD Rating Area 9	Tolerance Over Rate Tolerance Over	65	20.00	20.00
2021 PALI GOLD Rating Area 9	2021 PALI GOLD Rating Area 9	Tolerance Over Rate Tolerance Over	66	20.00	20.00
2021 PALI GOLD Rating Area 9	2021 PALI GOLD Rating Area 9	Tolerance Over Rate Tolerance Over	67	20.00	20.00
2021 PALI GOLD Rating Area 9	2021 PALI GOLD Rating Area 9	Tolerance Over Rate Tolerance Over	68	20.00	20.00
2021 PALI GOLD Rating Area 9	2021 PALI GOLD Rating Area 9	Tolerance Over Rate Tolerance Over	69	20.00	20.00
2021 PALI GOLD Rating Area 9	2021 PALI GOLD Rating Area 9	Tolerance Over Rate Tolerance Over	70	20.00	20.00
2021 PALI GOLD Rating Area 9	2021 PALI GOLD Rating Area 9	Tolerance Over Rate Tolerance Over	71	20.00	20.00
2021 PALI GOLD Rating Area 9	2021 PALI GOLD Rating Area 9	Tolerance Over Rate Tolerance Over	72	20.00	20.00
2021 PALI GOLD Rating Area 9	2021 PALI GOLD Rating Area 9	Tolerance Over Rate Tolerance Over	73	20.00	20.00
2021 PALI GOLD Rating Area 9	2021 PALI GOLD Rating Area 9	Tolerance Over Rate Tolerance Over	74	20.00	20.00
2021 PALI GOLD Rating Area 9	2021 PALI GOLD Rating Area 9	Tolerance Over Rate Tolerance Over	75	20.00	20.00
2021 PALI GOLD Rating Area 9	2021 PALI GOLD Rating Area 9	Tolerance Over Rate Tolerance Over	76	20.00	20.00
2021 PALI GOLD Rating Area 9	2021 PALI GOLD Rating Area 9	Tolerance Over Rate Tolerance Over	77	20.00	20.00
2021 PALI GOLD Rating Area 9	2021 PALI GOLD Rating Area 9	Tolerance Over Rate Tolerance Over	78	20.00	20.00
2021 PALI GOLD Rating Area 9	2021 PALI GOLD Rating Area 9	Tolerance Over Rate Tolerance Over	79	20.00	20.00
2021 PALI GOLD Rating Area 9	2021 PALI GOLD Rating Area 9	Tolerance Over Rate Tolerance Over	80	20.00	20.00
2021 PALI GOLD Rating Area 9	2021 PALI GOLD Rating Area 9	Tolerance Over Rate Tolerance Over	81	20.00	20.00
2021 PALI GOLD Rating Area 9	2021 PALI GOLD Rating Area 9	Tolerance Over Rate Tolerance Over	82	20.00	20.00
2021 PALI GOLD Rating Area 9	2021 PALI GOLD Rating Area 9	Tolerance Over Rate Tolerance Over	83	20.00	20.00
2021 PALI GOLD Rating Area 9	2021 PALI GOLD Rating Area 9	Tolerance Over Rate Tolerance Over	84	20.00	20.00
2021 PALI GOLD Rating Area 9	2021 PALI GOLD Rating Area 9	Tolerance Over Rate Tolerance Over	85	20.00	20.00
2021 PALI GOLD Rating Area 9	2021 PALI GOLD Rating Area 9	Tolerance Over Rate Tolerance Over	86	20.00	20.00
2021 PALI GOLD Rating Area 9	2021 PALI GOLD Rating Area 9	Tolerance Over Rate Tolerance Over	87	20.00	20.00
2021 PALI GOLD Rating Area 9	2021 PALI GOLD Rating Area 9	Tolerance Over Rate Tolerance Over	88	20.00	20.00
2021 PALI GOLD Rating Area 9	2021 PALI GOLD Rating Area 9	Tolerance Over Rate Tolerance Over	89	20.00	20.00
2021 PALI GOLD Rating Area 9	2021 PALI GOLD Rating Area 9	Tolerance Over Rate Tolerance Over	90	20.00	20.00
2021 PALI GOLD Rating Area 9	2021 PALI GOLD Rating Area 9	Tolerance Over Rate Tolerance Over	91	20.00	20.00
2021 PALI GOLD Rating Area 9	2021 PALI GOLD Rating Area 9	Tolerance Over Rate Tolerance Over	92	20.00	20.00
2021 PALI GOLD Rating Area 9	2021 PALI GOLD Rating Area 9	Tolerance Over Rate Tolerance Over	93	20.00	20.00
2021 PALI GOLD Rating Area 9	2021 PALI GOLD Rating Area 9	Tolerance Over Rate Tolerance Over	94	20.00	20.00
2021 PALI GOLD Rating Area 9	2021 PALI GOLD Rating Area 9	Tolerance Over Rate Tolerance Over	95	20.00	20.00
2021 PALI GOLD Rating Area 9	2021 PALI GOLD Rating Area 9	Tolerance Over Rate Tolerance Over	96	20.00	20.00
2021 PALI GOLD Rating Area 9	2021 PALI GOLD Rating Area 9	Tolerance Over Rate Tolerance Over	97	20.00	20.00
2021 PALI GOLD Rating Area 9	2021 PALI GOLD Rating Area 9	Tolerance Over Rate Tolerance Over	98	20.00	20.00
2021 PALI GOLD Rating Area 9	2021 PALI GOLD Rating Area 9	Tolerance Over Rate Tolerance Over	99	20.00	20.00
2021 PALI GOLD Rating Area 9	2021 PALI GOLD Rating Area 9	Tolerance Over Rate Tolerance Over	100	20.00	20.00
2021 PALI GOLD Rating Area 9	2021 PALI GOLD Rating Area 9	Tolerance Over Rate Tolerance Over	101	20.00	20.00
2021 PALI GOLD Rating Area 9	2021 PALI GOLD Rating Area 9	Tolerance Over Rate Tolerance Over	102	20.00	20.00
2021 PALI GOLD Rating Area 9	2021 PALI GOLD Rating Area 9	Tolerance Over Rate Tolerance Over	103	20.00	20.00
2021 PALI GOLD Rating Area 9	2021 PALI GOLD Rating Area 9	Tolerance Over Rate Tolerance Over	104	20.00	20.00
2021 PALI GOLD Rating Area 9	2021 PALI GOLD Rating Area 9	Tolerance Over Rate Tolerance Over	105	20.00	20.00
2021 PALI GOLD Rating Area 9	2021 PALI GOLD Rating Area 9	Tolerance Over Rate Tolerance Over	106	20.00	20.00
2021 PALI GOLD Rating Area 9	2021 PALI GOLD Rating Area 9	Tolerance Over Rate Tolerance Over	107	20.00	20.00
2021 PALI GOLD Rating Area 9	2021 PALI GOLD Rating Area 9	Tolerance Over Rate Tolerance Over	108	20.00	20.00
2021 PALI GOLD Rating Area 9	2021 PALI GOLD Rating Area 9	Tolerance Over Rate Tolerance Over	109	20.00	20.00
2021 PALI GOLD Rating Area 9	2021 PALI GOLD Rating Area 9	Tolerance Over Rate Tolerance Over	110	20.00	20.00
2021 PALI GOLD Rating Area 9	2021 PALI GOLD Rating Area 9	Tolerance Over Rate Tolerance Over	111	20.00	20.00
2021 PALI GOLD Rating Area 9	2021 PALI GOLD Rating Area 9	Tolerance Over Rate Tolerance Over	112	20.00	20.00
2021 PALI GOLD Rating Area 9	2021 PALI GOLD Rating Area 9	Tolerance Over Rate Tolerance Over	113	20.00	20.00
2021 PALI GOLD Rating Area 9	2021 PALI GOLD Rating Area 9	Tolerance Over Rate Tolerance Over	114	20.00	20.00
2021 PALI GOLD Rating Area 9	2021 PALI GOLD Rating Area 9	Tolerance Over Rate Tolerance Over	115	20.00	20.00
2021 PALI GOLD Rating Area 9	2021 PALI GOLD Rating Area 9	Tolerance Over Rate Tolerance Over	116	20.00	20.00
2021 PALI GOLD Rating Area 9	2021 PALI GOLD Rating Area 9	Tolerance Over Rate Tolerance Over	117	20.00	20.00
2021 PALI GOLD Rating Area 9	2021 PALI GOLD Rating Area 9	Tolerance Over Rate Tolerance Over	118	20.00	20.00
2021 PALI GOLD Rating Area 9	2021 PALI GOLD Rating Area 9	Tolerance Over Rate Tolerance Over	119	20.00	20.00
2021 PALI GOLD Rating Area 9	2021 PALI GOLD Rating Area 9	Tolerance Over Rate Tolerance Over	120	20.00	20.00
2021 PALI GOLD Rating Area 9	2021 PALI GOLD Rating Area 9	Tolerance Over Rate Tolerance Over	121	20.00	20.00
2021 PALI GOLD Rating Area 9	2021 PALI GOLD Rating Area 9	Tolerance Over Rate Tolerance Over	122	20.00	20.00
2021 PALI GOLD Rating Area 9	2021 PALI GOLD Rating Area 9	Tolerance Over Rate Tolerance Over	123	20.00	20.00
2021 PALI GOLD Rating Area 9	2021 PALI GOLD Rating Area 9	Tolerance Over Rate Tolerance Over	124	20.00	20.00
2021 PALI GOLD Rating Area 9	2021 PALI GOLD Rating Area 9	Tolerance Over Rate Tolerance Over	125	20.00	20.00
2021 PALI GOLD Rating Area 9	2021 PALI GOLD Rating Area 9	Tolerance Over Rate Tolerance Over	126	20.00	20.00
2021 PALI GOLD Rating Area 9	2021 PALI GOLD Rating Area 9	Tolerance Over Rate Tolerance Over	127	20.00	20.00
2021 PALI GOLD Rating Area 9	2021 PALI GOLD Rating Area 9	Tolerance Over Rate Tolerance Over	128	20.00	20.00
2021 PALI GOLD Rating Area 9	2021 PALI GOLD Rating Area 9	Tolerance Over Rate Tolerance Over	129	20.00	20.00
2021 PALI GOLD Rating Area 9	2021 PALI GOLD Rating Area 9	Tolerance Over Rate Tolerance Over	130	20.00	20.00
2021 PALI GOLD Rating Area 9	2021 PALI GOLD Rating Area 9	Tolerance Over Rate Tolerance Over	131	20.00	20.00
2021 PALI GOLD Rating Area 9	2021 PALI GOLD Rating Area 9	Tolerance Over Rate Tolerance Over	132	20.00	20.00
2021 PALI GOLD Rating Area 9	2021 PALI GOLD Rating Area 9	Tolerance Over Rate Tolerance Over	133	20.00	20.00
2021 PALI GOLD Rating Area 9	2021 PALI GOLD Rating Area 9	Tolerance Over Rate Tolerance Over	134	20.00	20.00
2021 PALI GOLD Rating Area 9	2021 PALI GOLD Rating Area 9	Tolerance Over Rate Tolerance Over	135	20.00	20.00
2021 PALI GOLD Rating Area 9	2021 PALI GOLD Rating Area 9	Tolerance Over Rate Tolerance Over	136	20.00	20.00
2021 PALI GOLD Rating Area 9	2021 PALI GOLD Rating Area 9	Tolerance Over Rate Tolerance Over	137	20.00	20.00
2021 PALI GOLD Rating Area 9	2021 PALI GOLD Rating Area 9	Tolerance Over Rate Tolerance Over	138	20.00	20.00
2021 PALI GOLD Rating Area 9	2021 PALI GOLD Rating Area 9	Tolerance Over Rate Tolerance Over	139	20.00	20.00
2021 PALI GOLD Rating Area 9	2021 PALI GOLD Rating Area 9	Tolerance Over Rate Tolerance Over	140	20.00	20.00
2021 PALI GOLD Rating Area 9	2021 PALI GOLD Rating Area 9	Tolerance Over Rate Tolerance Over	141	20.00	20.00
2021 PALI GOLD Rating Area 9	2021 PALI GOLD Rating Area 9	Tolerance Over Rate Tolerance Over	142	20.00	20.00
2021 PALI GOLD Rating Area 9	2021 PALI GOLD Rating Area 9	Tolerance Over Rate Tolerance Over	143	20.00	20.00
2021 PALI GOLD Rating Area 9	2021 PALI GOLD Rating Area 9	Tolerance Over Rate Tolerance Over	144	20.00	20.00
2021 PALI GOLD Rating Area 9	2021 PALI GOLD Rating Area 9	Tolerance Over Rate Tolerance Over	145	20.00	20.00
2021 PALI GOLD Rating Area 9	2021 PALI GOLD Rating Area 9	Tolerance Over Rate Tolerance Over	146	20.00	20.00
2021 PALI GOLD Rating Area 9	2021 PALI GOLD Rating Area 9	Tolerance Over Rate Tolerance Over	147	20.00	20.00
2021 PALI GOLD Rating Area 9	2021 PALI GOLD Rating Area 9	Tolerance Over Rate Tolerance Over	148	20.00	20.00
2021 PALI GOLD Rating Area 9	2021 PALI GOLD Rating Area 9	Tolerance Over Rate Tolerance Over	149	20.00	20.00
2021 PALI GOLD Rating Area 9	2021 PALI GOLD Rating Area 9	Tolerance Over Rate Tolerance Over	150	20.00	20.00
2021 PALI GOLD Rating Area 9	2021 PALI GOLD Rating Area 9	Tolerance Over Rate Tolerance Over	151	20.00	20.00
2021 PALI GOLD Rating Area 9	2021 PALI GOLD Rating Area 9	Tolerance Over Rate Tolerance Over	152	20.00	20.00
2021 PALI GOLD Rating Area 9	2021 PALI GOLD Rating Area 9	Tolerance Over Rate Tolerance Over	153	20.00	20.00
2021 PALI GOLD Rating Area 9	2021 PALI GOLD Rating Area 9	Tolerance Over Rate Tolerance Over	154	20.00	20.00
2021 PALI GOLD Rating Area 9	2021 PALI GOLD Rating Area 9	Tolerance Over Rate Tolerance Over	155	20.00	20.00
2021 PALI GOLD Rating Area 9	2021 PALI GOLD Rating Area 9	Tolerance Over Rate Tolerance Over	156	20.00	20.00
2021 PALI GOLD Rating Area 9	2021 PALI GOLD Rating Area 9	Tolerance Over Rate Tolerance Over	157	20.00	20.00
2021 PALI GOLD Rating Area 9	2021 PALI GOLD Rating Area 9	Tolerance Over Rate Tolerance Over	158	20.00	20.00
2021 PALI GOLD Rating Area 9	2021 PALI GOLD Rating Area 9	Tolerance Over Rate Tolerance Over	159	20.00	20.00
2021 PALI GOLD Rating Area 9	2021 PALI GOLD Rating Area 9	Tolerance Over Rate Tolerance Over	160	20.00	20.00
2021 PALI GOLD Rating Area 9	2021 PALI GOLD Rating Area 9	Tolerance Over Rate Tolerance Over	161	20.00	20.00
2021 PALI GOLD Rating Area 9	2021 PALI GOLD Rating Area 9	Tolerance Over Rate Tolerance Over	162	20.00	20.00
2021 PALI GOLD Rating Area 9	2021 PALI GOLD Rating Area 9	Tolerance Over Rate Tolerance Over	163	20.00	20.00
2021 PALI GOLD Rating Area 9	2021 PALI GOLD Rating Area 9	Tolerance Over Rate Tolerance Over	164	20.00	20.00
2021 PALI GOLD Rating Area 9	2021 PALI GOLD Rating Area 9	Tolerance Over Rate Tolerance Over	165	20.00	20.00
2021 PALI GOLD Rating Area 9	2021 PALI GOLD Rating Area 9	Tolerance Over Rate Tolerance Over	166	20.00	20.00
2021 PALI GOLD Rating Area 9	2021 PALI GOLD Rating Area 9	Tolerance Over Rate Tolerance Over	167	20.00	20.00
2021 PALI GOLD Rating Area 9	2021 PALI GOLD Rating Area 9	Tolerance Over Rate Tolerance Over	168	20.00	20.00
2021 PALI GOLD Rating Area 9	2021 PALI GOLD Rating Area 9	Tolerance Over Rate Tolerance Over	169	20.00	20.00
2021 PALI GOLD Rating Area 9	2021 PALI GOLD Rating Area 9	Tolerance Over Rate Tolerance Over	170	20.00	20.00
2021 PALI GOLD Rating Area 9	2021 PALI GOLD Rating Area 9	Tolerance Over Rate Tolerance Over	171	20.00	20.00
2021 PALI GOLD Rating Area 9	2021 PALI GOLD Rating Area 9	Tolerance Over Rate Tolerance Over	172	20.00	20.00
2021 PALI GOLD Rating Area 9	2021 PALI GOLD Rating Area 9	Tolerance Over Rate Tolerance Over	173	20.00	20.00
2021 PALI GOLD Rating Area 9	2021 PALI GOLD Rating Area 9	Tolerance Over Rate Tolerance Over	174	20.00	20.00
2021 PALI GOLD Rating Area 9	2021 PALI GOLD Rating Area 9	Tolerance Over Rate Tolerance Over	175	20.00	20.00
2021 PALI GOLD Rating Area 9	2021 PALI GOLD Rating Area 9	Tolerance Over Rate Tolerance Over	176	20.00	20.00
2021 PALI GOLD Rating Area 9	2021 PALI GOLD Rating Area 9	Tolerance Over Rate Tolerance Over	177	20.00	20.00
2021 PALI GOLD Rating Area 9	2021 PALI GOLD Rating Area 9	Tolerance Over Rate Tolerance Over	178	20.00	20.00
2021 PALI GOLD Rating Area 9	2021 PALI GOLD Rating Area 9	Tolerance Over Rate Tolerance Over	179	20.00	20.00
2021 PALI GOLD Rating Area 9	2021 PALI GOLD Rating Area 9	Tolerance Over Rate Tolerance Over	180	20.00	20.00
2021 PALI GOLD Rating Area 9	2021 PALI GOLD Rating Area 9	Tolerance Over Rate Tolerance Over	181	20.00	20.00
2021 PALI GOLD Rating Area 9	2021 PALI GOLD Rating Area 9	Tolerance Over Rate Tolerance Over	182	20.00	20.00
2021 PALI GOLD Rating Area 9	2021 PALI GOLD Rating Area 9	Tolerance Over Rate Tolerance Over	183	20.00	20.00
2021 PALI GOLD Rating Area 9	2021 PALI GOLD Rating Area 9	Tolerance Over Rate Tolerance Over	184	20.00	20.00
2021 PALI GOLD Rating Area 9	2021 PALI GOLD Rating Area 9	Tolerance Over Rate Tolerance Over	185	20.00	20.00
2021 PALI GOLD Rating Area 9	2021 PALI GOLD Rating Area 9	Tolerance Over Rate Tolerance Over	186	20.00	20.00
2021 PALI GOLD Rating Area 9	2021 PALI GOLD Rating Area 9	Tolerance Over Rate Tolerance Over	187	20.00	20.00
2021 PALI GOLD Rating Area 9	2021 PALI GOLD Rating Area 9	Tolerance Over Rate Tolerance Over	188	20.00	20.00
2021 PALI GOLD Rating Area 9	2021 PALI GOLD Rating Area 9	Tolerance Over Rate Tolerance Over	189	20.00	20.00
2021 PALI GOLD Rating Area 9	2021 PALI GOLD Rating Area 9	Tolerance Over Rate Tolerance Over	190	20.00	20.00
2021 PALI GOLD Rating Area 9	2021 PALI GOLD Rating Area 9	Tolerance Over Rate Tolerance Over	191	20.00	20.00
2021 PALI GOLD Rating Area 9	2021 PALI GOLD Rating Area 9	Tolerance Over Rate Tolerance Over	192	20.00	20.00
2021 PALI GOLD Rating Area 9	2021 PALI GOLD Rating Area 9	Tolerance Over Rate Tolerance Over	193	20.00	20.00
2021 PALI GOLD Rating Area 9	2021 PALI GOLD Rating Area 9	Tolerance Over Rate Tolerance Over	194	20.00	20.00
2021 PALI GOLD Rating Area 9	2021 PALI GOLD Rating Area 9	Tolerance Over Rate Tolerance Over	195	20.00	20.00
2021 PALI GOLD Rating Area 9	2021 PALI GOLD Rating Area 9	Tolerance Over Rate Tolerance Over	196	20.00	20.00
2021 PALI GOLD Rating Area 9	2021 PALI GOLD Rating Area 9	Tolerance Over Rate Tolerance Over	197	20.00	20.00
2021 PALI GOLD Rating Area 9	2021 PALI GOLD Rating Area 9	Tolerance Over Rate Tolerance Over	198	20.00	20.00
2021 PALI GOLD Rating Area 9	2021 PALI GOLD Rating Area 9	Tolerance Over Rate Tolerance Over	199	20.00	20.00
2021 PALI GOLD Rating Area 9	2021 PALI GOLD Rating Area 9	Tolerance Over Rate Tolerance Over	200	20.00	20.00
2021 PALI GOLD Rating Area 9	2021 PALI GOLD Rating Area 9	Tolerance Over Rate Tolerance Over	201	20.00	20.00
2021 PALI GOLD Rating Area 9	2021 PALI GOLD Rating Area 9	Tolerance Over Rate Tolerance Over	202	20.00	20.00
2021 PALI GOLD Rating Area 9	2021 PALI GOLD Rating Area 9	Tolerance Over Rate Tolerance Over	203	20.00	20.00
2021 PALI GOLD Rating Area 9	2021 PALI GOLD Rating Area 9	Tolerance Over Rate Tolerance Over	204	20.00	20.00
2021 PALI GOLD Rating Area 9	2021 PALI GOLD Rating Area 9	Tolerance Over Rate Tolerance Over	205	20.00	20.00
2021 PALI GOLD Rating Area 9	2021 PALI GOLD Rating Area 9	Tolerance Over Rate Tolerance Over	206	20.00	20.00
2021 PALI GOLD Rating Area 9	2021 PALI GOLD Rating Area 9	Tolerance Over Rate Tolerance Over	207	20.00	20.00
2021 PALI GOLD Rating Area 9	2021 PALI GOLD Rating Area 9	Tolerance Over Rate Tolerance Over	208	20.00	20.00
2021 PALI GOLD Rating Area 9	2021 PALI GOLD Rating Area 9	Tolerance Over Rate Tolerance Over	209	20.00	20.00
2021 PALI GOLD Rating Area 9	2021 PALI GOLD Rating Area 9	Tolerance Over Rate Tolerance Over	210	20.00	20.00
2021 PALI GOLD Rating Area 9	2021 PALI GOLD Rating Area 9	Tolerance Over Rate Tolerance Over	211	20.00	20.00
2021 PALI GOLD Rating Area 9	2021 PALI GOLD Rating Area 9	Tolerance Over Rate Tolerance Over	212	20.00	20.00
2021 PALI GOLD Rating Area 9	2021 PALI GOLD Rating Area 9	Tolerance Over Rate Tolerance Over	213	20.00	20.00
2021 PALI GOLD Rating Area 9	2021 PALI GOLD Rating Area 9	Tolerance Over Rate Tolerance Over	214	20.00	20.00
2021 PALI GOLD Rating Area 9	2021 PALI GOLD Rating Area 9	Tolerance Over Rate Tolerance Over	215	20.00	20.00
2021 PALI GOLD Rating Area 9	2021 PALI GOLD Rating Area 9	Tolerance Over Rate Tolerance Over	216	20.00	20.00
2021 PALI GOLD Rating Area

2023 Notes Table Template v1.0			
	Please click on cell in row 10 - 1.1 and select "Freeze Panes" under "View" tab in Excel to keep Column Headings visible. Please fill in the Table from Row 10 onwards. Please do not change the order of the columns.		
	Mandatory fields are marked with * in the column header. Please ensure that all mandatory fields are filled.		
	Please refer to Guidance Notes for Reporting Agents (GNRA) for more information.		
	Cells with a red triangle in the top right corner have a data validation rule. Please refer to the GNRA for more information.		
	Cells with a blue triangle in the top right corner have a comment. Please refer to the GNRA for more information.		
Reporting Agent			
Reporting Agent Name			
Reporting Period			
Table Name	Notes		
Table Description	Notes issued by the Reporting Agent		
Field Name	**Field Description**	**Type of Data in the Field**	**Example(s)**
Year *	**Reporting Agent Notes Issued ***	**Currency ***	**Age ***
Required Enter the Year Notes were issued. Enter in YYYY format.	Required Enter the total number of Notes issued by the Reporting Agent in the Reporting Period. Enter whole number.	Required Enter the currency in which the Notes were issued. Enter in ISO 4217 alpha-3 format.	Required Enter the age of the Notes issued. Enter in whole number.
2023	1	Malaysian Ringgit (Ringgit) (MYR)	1
2023	2	Malaysian Ringgit (Ringgit) (MYR)	2
2023	3	Malaysian Ringgit (Ringgit) (MYR)	3
2023

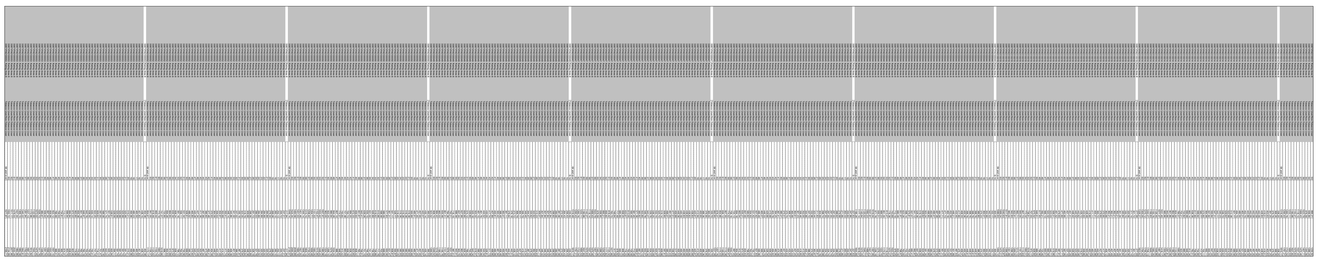

2023 Notes Table Template v1.0			
	Please enter one row for each "Year" in the Notes table. Indicate the "Year" in Column A. Please use a "Notes" column to note any unusual or noteworthy observations.		
	Please use a consistent "Notes" value for each "Year" to ensure the Notes table is properly formatted.		
	Please do not modify the "Year" and "Notes" values, or the column headers, in the Notes table.		
	Please do not modify the Notes table in any other way (e.g., do not add or delete columns).		
	Refer to the "Notes" tab for the Notes table.		
Notes table			
Field definitions			
Allowed values			
Notes table			
Year *#	**Notes Area*#**	**Notes***	**Age***	**Sub-Area Name***	**Sub-Sub-Area Name***
Required Enter the "Year" from Cell A1	Optional Enter the Notes Area, if any	Optional Notes or observations worthy of note Please use a consistent value for each "Year" to ensure the Notes table is properly formatted	Optional Enter the Age, if any Age = 0	Optional Enter the Sub-Area Name, if any Sub-Area Name = Sub-Area Name	Optional Enter the Sub-Sub-Area Name, if any Sub-Sub-Area Name = Sub-Sub-Area Name
2023	2023 Prices	Tableau Live/Tableau Cloud	0	Total	Total
2023	2023 Prices	Tableau Live/Tableau Cloud	1	Total	Total
2023	2023 Prices	Tableau Live/Tableau Cloud	2	Total	Total
2023	2023 Prices	Tableau Live/Tableau Cloud

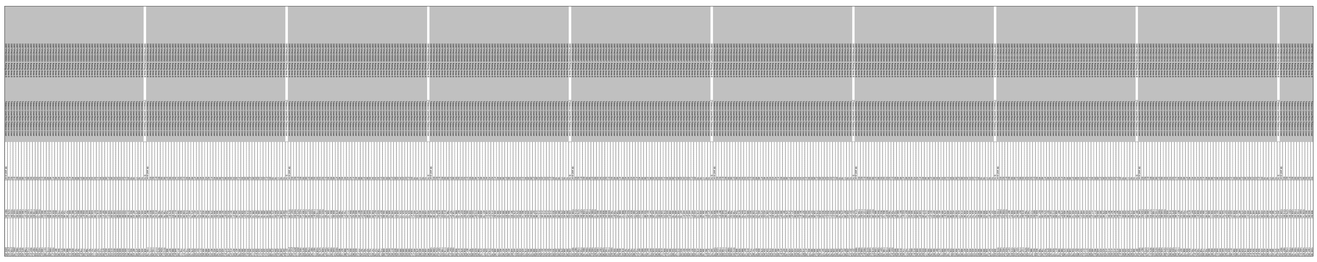

2023 Notes Table Template v1.0			
	Please enter one row for each "Year" in the Notes table. Indicate the "Year" in Column A. Please ensure Year is entered in YYYY-YYYY format.		
	Please ensure Column A is in ascending order. Please ensure there are no blank rows between rows with data.		
	Please ensure Column B, Column C, Column D, Column E, Column F, Column G, Column H, Column I, Column J, Column K, Column L, Column M, Column N, Column O, Column P, Column Q, Column R, Column S, Column T, Column U, Column V, Column W, Column X, Column Y, Column Z, Column AA, Column AB, Column AC, Column AD, Column AE, Column AF, Column AG, Column AH, Column AI, Column AJ, Column AK, Column AL, Column AM, Column AN, Column AO, Column AP, Column AQ, Column AR, Column AS, Column AT, Column AU, Column AV, Column AW, Column AX, Column AY, Column AZ, Column BA, Column BB, Column BC, Column BD, Column BE, Column BF, Column BG, Column BH, Column BI, Column BJ, Column BK, Column BL, Column BM, Column BN, Column BO, Column BP, Column BQ, Column BR, Column BS, Column BT, Column BU, Column BV, Column BW, Column BX, Column BY, Column BZ, Column CA, Column CB, Column CC, Column CD, Column CE, Column CF, Column CG, Column CH, Column CI, Column CJ, Column CK, Column CL, Column CM, Column CN, Column CO, Column CP, Column CQ, Column CR, Column CS, Column CT, Column CU, Column CV, Column CW, Column CX, Column CY, Column CZ, Column DA, Column DB, Column DC, Column DD, Column DE, Column DF, Column DG, Column DH, Column DI, Column DJ, Column DK, Column DL, Column DM, Column DN, Column DO, Column DP, Column DQ, Column DR, Column DS, Column DT, Column DU, Column DV, Column DW, Column DX, Column DY, Column DZ, Column EA, Column EB, Column EC, Column ED, Column EE, Column EF, Column EG, Column EH, Column EI, Column EJ, Column EK, Column EL, Column EM, Column EN, Column EO, Column EP, Column EQ, Column ER, Column ES, Column ET, Column EU, Column EV, Column EW, Column EX, Column EY, Column EZ, Column FA, Column FB, Column FC, Column FD, Column FE, Column FF, Column FG, Column FH, Column FI, Column FJ, Column FK, Column FL, Column FM, Column FN, Column FO, Column FP, Column FQ, Column FR, Column FS, Column FT, Column FU, Column FV, Column FW, Column FX, Column FY, Column FZ, Column GA, Column GB, Column GC, Column GD, Column GE, Column GF, Column GG, Column GH, Column GI, Column GJ, Column GK, Column GL, Column GM, Column GN, Column GO, Column GP, Column GQ, Column GR, Column GS, Column GT, Column GU, Column GV, Column GW, Column GX, Column GY, Column GZ, Column HA, Column HB, Column HC, Column HD, Column HE, Column HF, Column HG, Column HH, Column HI, Column HJ, Column HK, Column HL, Column HM, Column HN, Column HO, Column HP, Column HQ, Column HR, Column HS, Column HT, Column HU, Column HV, Column HW, Column HX, Column HY, Column HZ, Column IA, Column IB, Column IC, Column ID, Column IE, Column IF, Column IG, Column IH, Column II, Column IJ, Column IK, Column IL, Column IM, Column IN, Column IO, Column IP, Column IQ, Column IR, Column IS, Column IT, Column IU, Column IV, Column IW, Column IX, Column IY, Column IZ, Column JA, Column JB, Column JC, Column JD, Column JE, Column JF, Column JG, Column JH, Column JI, Column JJ, Column JK, Column JL, Column JM, Column JN, Column JO, Column JP, Column JQ, Column JR, Column JS, Column JT, Column JU, Column JV, Column JW, Column JX, Column JY, Column JZ, Column KA, Column KB, Column KC, Column KD, Column KE, Column KF, Column KG, Column KH, Column KI, Column KJ, Column KK, Column KL, Column KM, Column KN, Column KO, Column KP, Column KQ, Column KR, Column KS, Column KT, Column KU, Column KV, Column KW, Column KX, Column KY, Column KZ, Column LA, Column LB, Column LC, Column LD, Column LE, Column LF, Column LG, Column LH, Column LI, Column LJ, Column LK, Column LL, Column LM, Column LN, Column LO, Column LP, Column LQ, Column LR, Column LS, Column LT, Column LU, Column LV, Column LW, Column LX, Column LY, Column LZ, Column MA, Column MB, Column MC, Column MD, Column ME, Column MF, Column MG, Column MH, Column MI, Column MJ, Column MK, Column ML, Column MM, Column MN, Column MO, Column MP, Column MQ, Column MR, Column MS, Column MT, Column MU, Column MV, Column MW, Column MX, Column MY, Column MZ, Column NA, Column NB, Column NC, Column ND, Column NE, Column NF, Column NG, Column NH, Column NI, Column NJ, Column NK, Column NL, Column NM, Column NN, Column NO, Column NP, Column NQ, Column NR, Column NS, Column NT, Column NU, Column NV, Column NW, Column NX, Column NY, Column NZ, Column OA, Column OB, Column OC, Column OD, Column OE, Column OF, Column OG, Column OH, Column OI, Column OJ, Column OK, Column OL, Column OM, Column ON, Column OO, Column OP, Column OQ, Column OR, Column OS, Column OT, Column OU, Column OV, Column OW, Column OX, Column OY, Column OZ, Column PA, Column PB, Column PC, Column PD, Column PE, Column PF, Column PG, Column PH, Column PI, Column PJ, Column PK, Column PL, Column PM, Column PN, Column PO, Column PP, Column PQ, Column PR, Column PS, Column PT, Column PU, Column PV, Column PW, Column PX, Column PY, Column PZ, Column QA, Column QB, Column QC, Column QD, Column QE, Column QF, Column QG, Column QH, Column QI, Column QJ, Column QK, Column QL, Column QM, Column QN, Column QO, Column QP, Column QQ, Column QR, Column QS, Column QT, Column QU, Column QV, Column QW, Column QX, Column QY, Column QZ, Column RA, Column RB, Column RC, Column RD, Column RE, Column RF, Column RG, Column RH, Column RI, Column RJ, Column RK, Column RL, Column RM, Column RN, Column RO, Column RP, Column RQ, Column RR, Column RS, Column RT, Column RU, Column RV, Column RW, Column RX, Column RY, Column RZ, Column SA, Column SB, Column SC, Column SD, Column SE, Column SF, Column SG, Column SH, Column SI, Column SJ, Column SK, Column SL, Column SM, Column SN, Column SO, Column SP, Column SQ, Column SR, Column SS, Column ST, Column SU, Column SV, Column SW, Column SX, Column SY, Column SZ, Column TA, Column TB, Column TC, Column TD, Column TE, Column TF, Column TG, Column TH, Column TI, Column TJ, Column TK, Column TL, Column TM, Column TN, Column TO, Column TP, Column TQ, Column TR, Column TS, Column TT, Column TU, Column TV, Column TW, Column TX, Column TY, Column TZ, Column UA, Column UB, Column UC, Column UD, Column UE, Column UF, Column UG, Column UH, Column UI, Column UJ, Column UK, Column UL, Column UM, Column UN, Column UO, Column UP, Column UQ, Column UR, Column US, Column UT, Column UU, Column UV, Column UW, Column UX, Column UY, Column UZ, Column VA, Column VB, Column VC, Column VD, Column VE, Column VF, Column VG, Column VH, Column VI, Column VJ, Column VK, Column VL, Column VM, Column VN, Column VO, Column VP, Column VQ, Column VR, Column VS, Column VT, Column VU, Column VV, Column VW, Column VX, Column VY, Column VZ, Column WA, Column WB, Column WC, Column WD, Column WE, Column WF, Column WG, Column WH, Column WI, Column WJ, Column WK, Column WL, Column WM, Column WN, Column WO, Column WP, Column WQ, Column WR, Column WS, Column WT, Column WU, Column WV, Column WW, Column WX, Column WY, Column WZ, Column XA, Column XB, Column XC, Column XD, Column XE, Column XF, Column XG, Column XH, Column XI, Column XJ, Column XK, Column XL, Column XM, Column XN, Column XO, Column XP, Column XQ, Column XR, Column XS, Column XT, Column XU, Column XV, Column XW, Column XX, Column XY, Column XZ, Column YA, Column YB, Column YC, Column YD, Column YE, Column YF, Column YG, Column YH, Column YI, Column YJ, Column YK, Column YL, Column YM, Column YN, Column YO, Column YP, Column YQ, Column YR, Column YS, Column YT, Column YU, Column YV, Column YW, Column YX, Column YY, Column YZ, Column ZA, Column ZB, Column ZC, Column ZD, Column ZE, Column ZF, Column ZG, Column ZH, Column ZI, Column ZJ, Column ZK, Column ZL, Column ZM, Column ZN, Column ZO, Column ZP, Column ZQ, Column ZR, Column ZS, Column ZT, Column ZU, Column ZV, Column ZW, Column ZX, Column ZY, Column ZZ, Column AAA, Column AAB, Column AAC, Column AAD, Column AAE, Column AAF, Column AAG, Column AAH, Column AAI, Column AAJ, Column AAK, Column AAL, Column AAM, Column AAN, Column AAO, Column AAP, Column AAQ, Column AAR, Column AAS, Column AAT, Column AAU, Column AAV, Column AAW, Column AAX, Column AAY, Column AAZ, Column ABA, Column ABB, Column ABC, Column ABD, Column ABE, Column ABF, Column ABG, Column ABH, Column ABI, Column ABJ, Column ABK, Column ABL, Column ABM, Column ABN, Column ABO, Column ABP, Column ABQ, Column ABR, Column ABS, Column ABT, Column ABU, Column ABV, Column ABW, Column ABX, Column ABY, Column ABZ, Column ACA, Column ACB, Column ACC, Column ACD, Column ACE, Column ACF, Column ACG, Column ACH, Column ACI, Column ACJ, Column ACK, Column ACL, Column ACM, Column ACN, Column ACO, Column ACP, Column ACQ, Column ACR, Column ACS, Column ACT, Column ACU, Column ACV, Column ACW, Column ACX, Column ACY, Column ACZ, Column ADA, Column ADB, Column ADC, Column ADD, Column ADE, Column ADF, Column ADG, Column ADH, Column ADI, Column ADJ, Column ADK, Column ADL, Column ADM, Column ADN, Column ADO, Column ADP, Column ADQ, Column ADR, Column ADS, Column ADT, Column ADU, Column ADV, Column ADW, Column ADX, Column ADY, Column ADZ, Column AEA, Column AEB, Column AEC, Column AED, Column AEE, Column AEF, Column AEG, Column AEH, Column AEI, Column AEJ, Column AEK, Column AEL, Column AEM, Column AEN, Column AEO, Column AEP, Column AEQ, Column AER, Column AES, Column AET, Column AEU, Column AEV, Column AEW, Column AEX, Column AEY, Column AEZ, Column AFA, Column AFB, Column AFC, Column AFD, Column AFE, Column AFF, Column AFG, Column AFH, Column AFI, Column AFJ, Column AFK, Column AFL, Column AFM, Column AFN, Column AFO, Column AFP, Column AFQ, Column AFR, Column AFS, Column AFT, Column AFU, Column AFV, Column AFW, Column AFX, Column AFY, Column AFZ, Column AGA, Column AGB, Column AGC, Column AGD, Column AGE, Column AGF, Column AGG, Column AGH, Column AGI, Column AGJ, Column AGK, Column AGL, Column AGM, Column AGN, Column AGO, Column AGP, Column AGQ, Column AGR, Column AGS, Column AGT, Column AGU, Column AGV, Column AGW, Column AGX, Column AGY, Column AGZ, Column AHA, Column AHB, Column AHC, Column AHD, Column AHE, Column AHF, Column AHG, Column AHH, Column AHI, Column AHJ, Column AHK, Column AHL, Column AHM, Column AHN, Column AHO, Column AHP, Column AHQ, Column AHR, Column AHS, Column AHT, Column AHU, Column AHV, Column AHW, Column AHX, Column AHY, Column AHZ, Column AIA, Column AIB, Column AIC, Column AID, Column AIE, Column AIF, Column AIG, Column AIH, Column AII, Column AIJ, Column AIK, Column AIL, Column AIM, Column AIN, Column AIO, Column AIP, Column AIQ, Column AIR, Column AIS, Column AIT, Column AIU, Column AIV, Column AIW, Column AIX, Column AIY, Column AIZ, Column AJA, Column AJB, Column AJC, Column AJD, Column AJE, Column AJF, Column AJG, Column AJH, Column AJI, Column AJJ, Column AJK, Column AJL, Column AJM, Column AJN, Column AJO, Column AJP, Column AJQ, Column AJR, Column AJS, Column AJT, Column AJU, Column AJV, Column AJW, Column AJX, Column AJY, Column AJZ, Column AKA, Column AKB, Column AKC, Column AKD, Column AKE, Column AKF, Column AKG, Column AKH, Column AKI, Column AKJ, Column AKK, Column AKL, Column AKM, Column AKN, Column AKO, Column AKP, Column AKQ, Column AKR, Column AKS, Column AKT, Column AKU, Column AKV, Column AKW, Column AKX, Column AKY, Column AKZ, Column ALA, Column ALB, Column ALC, Column ALD, Column ALE, Column ALF, Column ALG, Column ALH, Column ALI, Column ALJ, Column ALK, Column ALL, Column ALM, Column ALN, Column ALO, Column ALP, Column ALQ, Column ALR, Column ALS, Column ALT, Column ALU, Column ALV, Column ALW, Column ALX, Column ALY, Column ALZ, Column AMA, Column AMB, Column AMC, Column AMD, Column AME, Column AMF, Column AMG, Column AMH, Column AMI, Column AMJ, Column AMK, Column AML, Column AMM, Column AMN, Column AMO, Column AMP, Column AMQ, Column AMR, Column AMS, Column AMT, Column AMU, Column AMV, Column AMW, Column AMX, Column AMY, Column AMZ, Column ANA, Column ANB, Column ANC, Column AND, Column ANE, Column ANF, Column ANG, Column ANH, Column ANI, Column ANJ, Column ANK, Column ANL, Column ANM, Column ANN, Column ANO, Column ANP, Column ANQ, Column ANR, Column ANS, Column ANT, Column ANU, Column ANV, Column ANW, Column ANX, Column ANY, Column ANZ, Column AOA, Column AOB, Column AOC, Column AOD, Column AOE, Column AOF, Column AOG, Column AOH, Column AOI, Column AOJ, Column AOK, Column AOL, Column AOM, Column AON, Column AOO, Column AOP, Column AOQ, Column AOR, Column AOS, Column AOT, Column AOU, Column AOV, Column AOW, Column AOX, Column AOY, Column AOZ, Column APA, Column APB, Column APC, Column APD, Column APE, Column APF, Column APG, Column APH, Column API, Column APJ, Column APK, Column APL, Column APM, Column APN, Column APO, Column APP, Column APQ, Column APR, Column APS, Column APT, Column APU, Column APV, Column APW, Column APX, Column APY, Column APZ, Column AQA, Column AQB, Column AQC, Column AQD, Column AQE, Column AQF, Column AQG, Column AQH, Column AQI, Column AQJ, Column AQK, Column AQL, Column AQM, Column AQN, Column AQO, Column AQP, Column AQQ, Column AQR, Column AQS, Column AQT, Column AQU, Column AQV, Column AQW, Column AQX, Column AQY, Column AQZ, Column ARA, Column ARB, Column ARC, Column ARD, Column ARE, Column ARF, Column ARG, Column ARH, Column ARI, Column ARJ, Column ARK, Column ARL, Column ARM, Column ARN, Column ARO, Column ARP, Column ARQ, Column ARR, Column ARS, Column ART, Column ARU, Column ARV, Column ARW, Column ARX, Column ARY, Column ARZ, Column ASA, Column ASB, Column ASC, Column ASD, Column ASE, Column ASF, Column ASG, Column ASH, Column ASI, Column ASJ, Column ASK, Column ASL, Column ASM, Column ASN, Column ASO, Column ASP, Column ASQ, Column ASR, Column ASS, Column AST, Column ASU, Column ASV, Column ASW, Column ASX, Column ASY, Column ASZ, Column ATA, Column ATB, Column ATC, Column ATD, Column ATE, Column ATF, Column ATG, Column ATH, Column ATI, Column ATJ, Column ATK, Column ATL, Column ATM, Column ATN, Column ATO, Column ATP, Column ATQ, Column ATR, Column ATS, Column ATT, Column ATU, Column ATV, Column ATW, Column ATX, Column ATY, Column ATZ, Column AUA, Column AUB, Column AUC, Column AUD, Column AUE, Column AUF, Column AUG, Column AUH, Column AUI, Column AUJ, Column AUK, Column AUL, Column AUM, Column AUN, Column AUO, Column AUP, Column AUQ, Column AUR, Column AUS, Column AUT, Column AUU, Column AUV, Column AUW, Column AUX, Column AUY, Column AUZ, Column AVA, Column AVB, Column AVC, Column AVD, Column AVE, Column AVF, Column AVG, Column AVH, Column AVI, Column AVJ, Column AVK, Column AVL, Column AVM, Column AVN, Column AVO, Column AVP, Column AVQ, Column AVR, Column AVS, Column AVT, Column AVU, Column AVV, Column AVW, Column AVX, Column AVY, Column AVZ, Column AWA, Column AWB, Column AWC, Column AWD, Column AWE, Column AWF, Column AWG, Column AWH, Column AWI, Column AWJ, Column AWK, Column AWL, Column AWM, Column AWN, Column AWO, Column AWP, Column AWQ, Column AWR, Column AWS, Column AWT, Column AWU, Column AWV, Column AWW, Column AWX, Column AWY, Column AWZ, Column AXA, Column AXB, Column AXC, Column AXD, Column AXE, Column AXF, Column AXG, Column AXH, Column AXI, Column AXJ, Column AXK, Column AXL, Column AXM, Column AXN, Column AXO, Column AXP, Column AXQ, Column AXR, Column AXS, Column AXT, Column AXU, Column AXV, Column AXW, Column AXX, Column AXY, Column AXZ, Column AYA, Column AYB, Column AYC, Column AYD, Column AYE, Column AYF, Column AYG, Column AYH, Column AYI, Column AYJ, Column AYK, Column AYL, Column AYM, Column AYN, Column AYO, Column AYP, Column AYQ, Column AYR, Column AYS, Column AYT, Column AYU, Column AYV, Column AYW, Column AYX, Column AYY, Column AYZ, Column AZA, Column AZB, Column AZC, Column AZD, Column AZE, Column AZF, Column AZG, Column AZH, Column AZI, Column AZJ, Column AZK, Column AZL, Column AZM, Column AZN, Column AZO, Column AZP, Column AZQ, Column AZR, Column AZS, Column AZT, Column AZU, Column AZV, Column AZW, Column AZX, Column AZY, Column AZZ, Column BAA, Column BAB, Column BAC, Column BAD, Column BAE, Column BAF, Column BAG, Column BAH, Column BAI, Column BAJ, Column BAK, Column BAL, Column BAM, Column BAN, Column BAO, Column BAP, Column BAQ, Column BAR, Column BAS, Column BAT, Column BAU, Column BAV, Column BAW, Column BAX, Column BAY, Column BAZ, Column BBA, Column BBB, Column BBC, Column BBD, Column BBE, Column BBF, Column BBG, Column BBH, Column BBI, Column BBJ, Column BBK, Column BBL, Column BBM, Column BBN, Column BBO, Column BBP, Column BBQ, Column BBR, Column BBS, Column BBT, Column BBU, Column BBV, Column BBW, Column BBX, Column BBY, Column BBZ, Column BCA, Column BCB, Column BCC, Column BCD, Column BCE, Column BCF, Column BCG, Column BCH, Column BCI, Column BCJ, Column BCK, Column BCL, Column BCM, Column BCN, Column BCO, Column BCP, Column BCQ, Column BCR, Column BCS, Column BCT, Column BCU, Column BCV, Column BCW, Column BCX, Column BCY, Column BCZ, Column BDA, Column BDB, Column BDC, Column BDD, Column BDE, Column BDF, Column BDG, Column BDH, Column BDI, Column BDJ, Column BDK, Column BDL, Column BDM, Column BDN, Column BDO, Column BDP, Column BDQ, Column BDR, Column BDS, Column BDT, Column BDU, Column BDV, Column BDW, Column BDX, Column BDY, Column BDZ, Column BEA, Column BEB, Column BEC, Column BED, Column BEE, Column BEF, Column BEG, Column BEH, Column BEI, Column BEJ, Column BEK, Column BEL, Column BEM, Column BEN, Column BEO, Column BEP, Column BEQ, Column BER, Column BES, Column BET, Column BEU, Column BEV, Column BEW, Column BEX, Column BEY, Column BEZ, Column BFA, Column BFB, Column BFC, Column BFD, Column BFE, Column BFF, Column BFG, Column BFH, Column BFI, Column BFJ, Column BFK, Column BFL, Column BFM, Column BFN, Column BFO, Column BFP, Column BFQ, Column BFR, Column BFS, Column BFT, Column BFU, Column BFV, Column BFW, Column BFX, Column BFY, Column BFZ, Column BGA, Column BGB, Column BGC, Column BGD, Column BGE, Column BGF, Column BGG, Column BGH, Column BGI, Column BGJ, Column BGK, Column BGL, Column BGM, Column BGN, Column BGO, Column BGP, Column BGQ, Column BGR, Column BGS, Column BGT, Column BGU, Column BGV, Column BGW, Column BGX, Column BGY, Column BGZ, Column BHA, Column BHB, Column BHC, Column BHD, Column BHE, Column BHF, Column BHG, Column BHH, Column BHI, Column BHJ, Column BHK, Column BHL, Column BHM, Column BHN, Column BHO, Column BHP, Column BHQ, Column BHR, Column BHS, Column BHT, Column BHU, Column BHV, Column BHW, Column BHX, Column BHY, Column BHZ, Column BIA, Column BIB, Column BIC, Column BID, Column BIE, Column BIF, Column BIG, Column BIH, Column BII, Column BIJ, Column BIK, Column BIL, Column BIM, Column BIN, Column BIO, Column BIP, Column BIQ, Column BIR, Column BIS, Column BIT, Column BIU, Column BIV, Column BIW, Column BIX, Column BIY, Column BIZ, Column BJA, Column BJB, Column BJC, Column BJD, Column BJE, Column BJF, Column BJG, Column BJH, Column BJI, Column BJJ, Column BJK, Column BJL, Column BJM, Column BJN, Column BJO, Column BJP, Column BJQ, Column BJR, Column BJS, Column BJT, Column BJU, Column BJV, Column BJW, Column BJX, Column BJY, Column BJZ, Column BKA, Column BKB, Column BKC, Column BKD, Column BKE, Column BKF, Column BKG, Column BKH, Column BKI, Column BKJ, Column BKK, Column BKL, Column BKM, Column BKN, Column BKO, Column BKP, Column BKQ, Column BKR, Column BKS, Column BKT, Column BKU, Column BKV, Column BKW, Column BKX, Column BKY, Column BKZ, Column BLA, Column BLB, Column BLC, Column BLD, Column BLE, Column BLF, Column BLG, Column BLH, Column BLI, Column BLJ, Column BLK, Column BLL, Column BLM, Column BLN, Column BLO, Column BLP, Column BLQ, Column BLR, Column BLS, Column BLT, Column BLU, Column BLV, Column BLW, Column BLX, Column BLY, Column BLZ, Column BMA, Column BMB, Column BMC, Column BMD, Column BME, Column BMF, Column BMG, Column BMH, Column BMI, Column BMJ, Column BMK, Column BML, Column BMM, Column BMN, Column BMO, Column BMP, Column BMQ, Column BMR, Column BMS, Column BMT, Column BMU, Column BMV, Column BMW, Column BMX, Column BMY, Column BMZ, Column BNA, Column BNB, Column BNC, Column BND, Column BNE, Column BNF, Column BNG, Column BNH, Column BNI, Column BNJ, Column BNK, Column BNL, Column BNM, Column BNN, Column BNO, Column BNP, Column BNQ, Column BNR, Column BNS, Column BNT, Column BNU, Column BNV, Column BNW, Column BNX, Column BNY, Column BNZ, Column BOA, Column BOB, Column BOC, Column BOD, Column BOE, Column BOF, Column BOG, Column BOH, Column BOI, Column BOJ, Column BOK, Column BOL, Column BOM, Column BON, Column BOO, Column BOP, Column BOQ, Column BOR, Column BOS, Column BOT, Column BOU, Column BOV, Column BOW, Column BOX, Column BOY, Column BOZ, Column BPA, Column BPB, Column BPC, Column BPD, Column BPE, Column BPF, Column BPG, Column BPH, Column BPI, Column BPJ, Column BPK, Column BPL, Column BPM, Column BPN, Column BPO, Column BPP, Column BPQ, Column BPR, Column BPS, Column BPT, Column BPU, Column BPV, Column BPW, Column BPX, Column BPY, Column BPZ, Column BQA, Column BQB, Column BQC, Column BQD, Column BQE, Column BQF, Column BQG, Column BQH, Column BQI, Column BQJ, Column BQK, Column BQL, Column BQM, Column BQN, Column BQO, Column BQP, Column BQQ, Column BQR, Column BQS, Column BQT, Column BQU, Column BQV, Column BQW, Column BQX, Column BQY, Column BQZ, Column BRA, Column BRB, Column BRC, Column BRD, Column BRE, Column BRF, Column BRG, Column BRH, Column BRI, Column BRJ, Column BRK, Column BRL, Column BRM, Column BRN, Column BRO, Column BRP, Column BRQ, Column BRR, Column BRS, Column BRT, Column BRU, Column BRV, Column BRW, Column BRX, Column BRY, Column BRZ, Column BSA, Column BSB, Column BSC, Column BSD, Column BSE, Column BSF, Column BSG, Column BSH, Column BSI, Column BSJ, Column BSK, Column BSL, Column BSM, Column BSN, Column BSO, Column BSP, Column BSQ, Column BSR, Column BSS, Column BST, Column BSU, Column BSV, Column BSW, Column BSX, Column BSY, Column BSZ, Column BTA, Column BTB, Column BTC, Column BTD, Column BTE, Column BTF, Column BTG, Column BTH, Column BTI, Column BTJ, Column BTK, Column BTL, Column BTM, Column BTN, Column BTO, Column BTP, Column BTQ, Column BTR, Column BTS, Column BTT, Column BTU, Column BTV, Column BTW, Column BTX, Column BTY, Column BTZ, Column BUA, Column BUB, Column BUC, Column BUD, Column BUE, Column BUF, Column BUG, Column BUH, Column BUI, Column BUJ, Column BUK, Column BUL, Column BUM, Column BUN, Column BUO, Column BUP, Column BUQ, Column BUR, Column BUS, Column BUT, Column BUU, Column BUV, Column BUW, Column BUX, Column BUY, Column BUZ, Column BVA, Column BVB, Column BVC, Column BVD, Column BVE, Column BVF, Column BVG, Column BVH, Column BVI, Column BVJ, Column BVK, Column BVL, Column BVM, Column BVN, Column BVO, Column BVP, Column BVQ, Column BVR, Column BVS, Column BVT, Column BVU, Column BVV, Column BVW, Column BVX, Column BVY, Column BVZ, Column BWA, Column BWB, Column BWC, Column BWD, Column BWE, Column BWF, Column BWG, Column BWH, Column BWI, Column BWJ, Column BWK, Column BWL, Column BWM, Column BWN, Column BWO, Column BWP, Column BWQ, Column BWR, Column BWS, Column BWT, Column BWU, Column BWV, Column BWW, Column BWX, Column BWY, Column BWZ, Column BXA, Column BXB, Column BXC, Column BXD, Column BXE, Column BXF, Column BXG, Column BXH, Column BXI, Column BXJ, Column BXK, Column BXL, Column BXM, Column BXN, Column BXO, Column BXP, Column BXQ, Column BXR, Column BXS, Column BXT, Column BXU, Column BXV, Column BXW, Column BXX, Column BXY, Column BXZ, Column BYA, Column BYB, Column BYC, Column BYD, Column BYE, Column BYF, Column BYG, Column BYH, Column BYI, Column BYJ, Column BYK, Column BYL, Column BYM, Column BYN, Column BYO, Column BYP, Column BYQ, Column BYR, Column BYS, Column BYT, Column BYU, Column BYV, Column BYW, Column BYX, Column BYY, Column BYZ, Column BZA, Column BZB, Column BZC, Column BZD, Column BZE, Column BZF, Column BZG, Column BZH, Column BZI, Column BZJ, Column BZK, Column BZL, Column BZM, Column BZN, Column BZO, Column BZP, Column BZQ, Column BZR, Column BZS, Column BZT, Column BZU, Column BZV, Column BZW, Column BZX, Column BZY, Column BZZ, Column CAA, Column CAB, Column CAC, Column CAD, Column CAE, Column CAF, Column CAG, Column CAH, Column CAI, Column CAJ, Column CAK, Column CAL, Column CAM, Column CAN, Column CAO, Column CAP, Column CAQ, Column CAR, Column CAS, Column CAT, Column CAU, Column CAV, Column CAW, Column CAX, Column CAY, Column CAZ, Column CBA, Column CBB, Column CBC, Column CBD, Column CBE, Column CBF, Column CBG, Column CBH, Column CBI, Column CBJ, Column CBK, Column CBL, Column CBM, Column CBN, Column CBO, Column CBP, Column CBQ, Column CBR, Column CBS, Column CBT, Column CBU, Column CBV, Column CBW, Column CBX, Column CBY, Column CBZ, Column CCA, Column CCB, Column CCC, Column CCD, Column CCE, Column CCF, Column CCG, Column CCH, Column CCI, Column CCJ, Column CCK, Column CCL, Column CCM, Column CCN, Column CCO, Column CCP, Column CCQ, Column CCR, Column CCS, Column CCT, Column CCU, Column CCV, Column CCW, Column CCX, Column CCY, Column CCZ, Column CDA, Column CDB, Column CDC, Column CDD, Column CDE, Column CDF, Column CDG, Column CDH, Column CDI, Column CDJ, Column CDK, Column CDL, Column CDM, Column CDN, Column CDO, Column CDP, Column CDQ, Column CDR, Column CDS, Column CDT, Column CDU, Column CDV, Column CDW, Column CDX, Column CDY, Column CDZ, Column CEA, Column CEB, Column CEC, Column CED, Column CEE, Column CEF, Column CEG, Column CEH, Column CEI, Column CEJ, Column CEK, Column CEL, Column CEM, Column CEN, Column CEO, Column CEP, Column CEQ, Column CER, Column CES, Column CET, Column CEU, Column CEV, Column CEW, Column CEX, Column CEY, Column CEZ, Column CFA, Column CFB, Column CFC, Column CFD, Column CFE, Column CFF, Column CFG, Column CFH, Column CFI, Column CFJ, Column CFK, Column CFL, Column CFM, Column CFN, Column CFO, Column CFP, Column CFQ, Column CFR, Column CFS, Column CFT, Column CFU, Column CFV, Column CFW, Column CFX, Column CFY, Column CFZ, Column CGA, Column CGB, Column CGC, Column CGD, Column CGE, Column CGF, Column CGG, Column CGH, Column CGI, Column CGJ, Column CGK, Column CGL, Column CGM, Column CGN, Column CGO, Column CGP, Column CGQ, Column CGR, Column CGS, Column CGT, Column CGU, Column CGV, Column CGW, Column CGX, Column CGY, Column CGZ, Column CHA, Column CHB, Column CHC, Column CHD, Column CHE, Column CHF, Column CHG, Column CHH, Column CHI, Column CHJ, Column CHK, Column CHL, Column CHM, Column CHN, Column CHO, Column CHP, Column CHQ, Column CHR, Column CHS, Column CHT, Column CHU, Column CHV, Column CHW, Column CHX, Column CHY, Column CHZ, Column CIA, Column CIB, Column CIC, Column CID, Column CIE, Column CIF, Column CIG, Column CIH, Column CII, Column CIJ, Column CIK, Column CIL, Column CIM, Column CIN, Column CIO, Column CIP, Column CIQ, Column CIR, Column CIS, Column CIT, Column CIU, Column CIV, Column CIW, Column CIX, Column CIY, Column CIZ, Column CJA, Column CJB, Column CJC, Column CJD, Column CJE, Column CJF, Column CJG, Column CJH, Column CJI, Column CJJ, Column CJK, Column CJL, Column CJM, Column CJN, Column CJO, Column CJP, Column CJQ, Column CJR, Column CJS, Column CJT, Column CJU, Column CJV, Column CJW, Column CJX, Column CJY, Column CJZ, Column CKA, Column CKB, Column CKC, Column CKD, Column CKE, Column CKF, Column CKG, Column CKH, Column CKI, Column CKJ, Column CKK, Column CKL, Column CKM, Column CKN, Column CKO, Column CKP, Column CKQ, Column CKR, Column CKS, Column CKT, Column CKU, Column CKV, Column CKW, Column CKX, Column CKY, Column CKZ, Column CLA, Column CLB, Column CLC, Column CLD, Column CLE, Column CLF, Column CLG, Column CLH, Column CLI, Column CLJ, Column CLK, Column CLL, Column CLM, Column CLN, Column CLO, Column CLP, Column CLQ, Column CLR, Column CLS, Column CLT, Column CLU, Column CLV, Column CLW, Column CLX, Column CLY, Column CLZ, Column CMA, Column CMB, Column CMC, Column CMD, Column CME, Column CMF, Column CMG, Column CMH, Column CMI, Column CMJ, Column CMK, Column CML, Column CMM, Column CMN, Column CMO, Column CMP, Column CMQ, Column CMR, Column CMS, Column CMT, Column CMU, Column CMV, Column CMW, Column CMX, Column CMY, Column CMZ, Column CNA, Column CNB, Column CNC, Column CND, Column CNE, Column CNF, Column CNG, Column CNH, Column CNI, Column CNJ, Column CNK, Column CNL, Column CNM, Column CNN, Column CNO, Column CNP, Column CNQ, Column CNR, Column CNS, Column CNT, Column CNU, Column CNV, Column CNW, Column CNX, Column CNY, Column CNZ, Column COA, Column COB, Column COC, Column COD, Column COE, Column COF, Column COG, Column COH, Column COI, Column COJ, Column COK, Column COL, Column COM, Column CON, Column COO, Column COP, Column COQ, Column COR, Column COS, Column COT, Column COU, Column COV, Column COW, Column COX, Column COY, Column COZ, Column CPA, Column CPB, Column CPC, Column CPD, Column CPE, Column CPF, Column CPG, Column CPH, Column CPI, Column CPJ, Column CPK, Column CPL, Column CPM, Column CPN, Column CPO, Column CPP, Column CPQ, Column CPR, Column CPS, Column CPT, Column CPU, Column CPV, Column CPW, Column CPX, Column CPY, Column CPZ, Column CQA, Column CQB, Column CQC, Column CQD, Column CQE, Column CQF, Column CQG, Column CQH, Column CQI, Column CQJ, Column CQK, Column CQL, Column CQM, Column CQN, Column CQO, Column CQP, Column CQQ, Column CQR, Column CQS, Column CQT, Column CQU, Column CQV, Column CQW, Column CQX, Column CQY, Column CQZ, Column CRA, Column CRB, Column CRC, Column CRD, Column CRE, Column CRF, Column CRG, Column CRH, Column CRI, Column CRJ, Column CRK, Column CRL, Column CRM, Column CRN, Column CRO, Column CRP, Column CRQ, Column CRR, Column CRS, Column CRT, Column CRU, Column CRV, Column CRW, Column CRX, Column CRY, Column CRZ, Column CSA, Column CSB, Column CSC, Column CSD, Column CSE, Column CSF, Column CSG, Column CSH, Column CSI, Column CSJ, Column CSK, Column CSL, Column CSM, Column CSN, Column CSO, Column CSP, Column CSQ, Column CSR, Column CSS, Column CST, Column CSU, Column CSV, Column CSW, Column CSX, Column CSY, Column CSZ, Column CTA, Column CTB, Column CTC, Column CTD, Column CTE, Column CTF, Column CTG, Column CTH, Column CTI, Column CTJ, Column CTK, Column CTL, Column CTM, Column CTN, Column CTO, Column CTP, Column CTQ, Column CTR, Column CTS, Column CTT, Column CTU, Column CTV, Column CTW, Column CTX, Column CTY, Column CTZ, Column CUA, Column CUB, Column CUC, Column CUD, Column CUE, Column CUF, Column CUG, Column CUH, Column CUI, Column CUJ, Column CUK, Column CUL, Column CUM, Column CUN, Column CUO, Column CUP, Column CUQ, Column CUR, Column CUS, Column CUT, Column CUU, Column CUV, Column CUW, Column CUX, Column CUY, Column CUZ, Column CVA, Column CVB, Column CVC, Column CVD, Column CVE, Column CVF, Column CVG, Column CVH, Column CVI, Column CVJ, Column CVK, Column CVL, Column CVM, Column CVN, Column CVO, Column CVP, Column CVQ, Column CVR, Column CVS, Column CVT, Column CVU, Column CVV, Column CVW, Column CVX, Column CVY, Column CVZ, Column CWA, Column CWB, Column CWC, Column CWD, Column CWE, Column CWF, Column CWG, Column CWH, Column CWI, Column CWJ, Column CWK, Column CWL, Column CWM, Column CWN, Column CWO, Column CWP, Column CWQ, Column CWR, Column CWS, Column CWT, Column CWU, Column CWV, Column CWW, Column CWX, Column CWY, Column CWZ, Column CXA, Column CXB, Column CXC, Column CXD, Column CXE, Column CXF, Column CXG, Column CXH, Column CXI, Column CXJ, Column CXK, Column CXL, Column CXM, Column CXN, Column CXO, Column CXP, Column CXQ, Column CXR, Column CXS, Column CXT, Column CXU, Column CXV, Column CXW, Column CXX, Column CXY, Column CXZ, Column CYA, Column CYB, Column CYC, Column CYD, Column CYE, Column CYF, Column CYG, Column CYH, Column CYI, Column CYJ, Column CYK, Column CYL, Column CYM, Column CYN, Column CYO, Column CYP, Column CYQ, Column CYR, Column CYS, Column CYT, Column CYU, Column CYV, Column CYW, Column CYX, Column CYY, Column CYZ, Column CZA, Column CZB, Column CZC, Column CZD, Column CZE, Column CZF, Column CZG, Column CZH, Column CZI, Column CZJ, Column CZK, Column CZL, Column CZM, Column CZN, Column CZO, Column CZP, Column CZQ, Column CZR, Column CZS, Column C

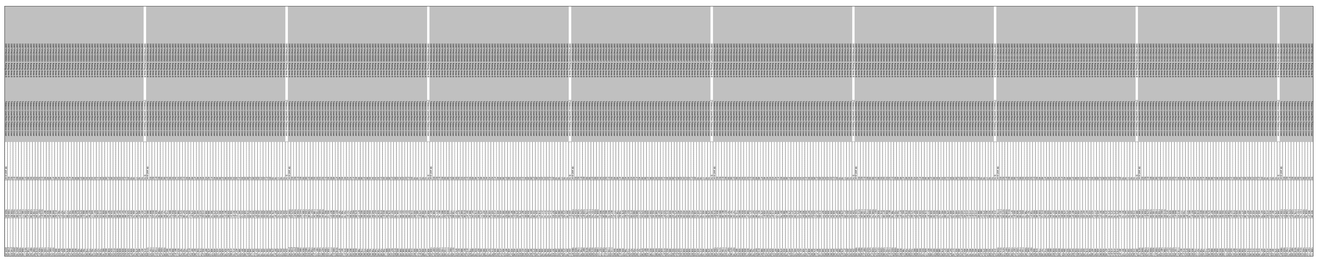

Cover Page

HIOS Issuer ID: 33871

HIOS Product ID: 33871PA010, 33871PA011

Unique Plan Design Supporting Documentation and Justification

ACTUARIAL

MEMORANDUM HIOS

Issuer ID: 33871

HIOS Product IDs: 33871PA010, 33871PA011

Applicable HIOS Plan IDs (Standard Component): 33871PA0100020, 33871PA0110011, 33871PA0100021, 33871PA0110012, 33871PA0100050, 33871PA0100053, 33871PA0100022, 33871PA0110013, 33871PA0100023, 33871PA0110014, 33871PA0100044, 33871PA0100047, 33871PA0100024, 33871PA0100049, 33871PA0100025, 33871PA0110019, 33871PA0100045, 33871PA0100052, 33871PA0100026

Purpose of document:

The purpose of this document is to provide CMS with a justification of the methods used in calculating the actuarial value for unique plan designs offered in the individual or small group market for the plan year beginning 1/1/2023. As prescribed by law, the AV calculation was based on the AV calculator to the full extent possible. The AV is meant to represent the average percent of costs paid by the insurer for a standard population and may vary from actual member experience. The resulting AV was based on prescribed methodology and, therefore, may not reasonably reflect the actuary's estimate of the portion of allowed costs covered by the health insurance plan. The AV was determined based on the plan's benefits and coverage data, the standard population, and utilization and continuance tables published by HHS for purposes of the valuation of AV. This actuarial analysis is not appropriate for any other purposes.

Reasons the plan design is unique (benefits that are not compatible with the parameters of the AV calculator and the materiality of those benefits):

The cost-sharing for inpatient hospital services for a subset of these plans differs by facility and professional claims. Inpatient hospital services account for about 21% of allowed costs in the AV calculation.

The outpatient facility fee cost-sharing for a subset of these plans varies by site of service. Services have different copays or coinsurances for a free-standing facility setting and a hospital setting. Outpatient facility fee accounts for about 14% of allowed costs in the AV calculation.

The cost-sharing for primary care for these plans is a combination of copays for office visits in person and virtual care. Primary care services account for about 4% of allowed costs in the AV calculation.

The cost-sharing for specialist care for these plans is a combination of copays for office visits in person and virtual care. Specialist services account for about 4% of allowed costs in the AV calculation.

The cost-sharing for Outpatient Mental Health and Substance Abuse for these plans varies between

Office visits and All Other services. Outpatient Mental Health and Substance Abuse accounts for about 2% of allowed costs in the AV calculation.

The cost-sharing for Generic Drugs for these plans varies between low-cost Generics and normal Generics. Generic Drugs accounts for about 5% of allowed costs in the AV calculation.

A subset of these plans have a three-tier benefit design structure. Plan 33871PA0100044 has expected utilization of 43% in the third tier. Plans 33871PA0100045 and 33871PA0100052 have expected utilization of 41% in the third tier.

Acceptable alternate method used per 156.135(b)(2) or 156.135(b)(3):

Method 156.135(b)(2) was used for inpatient hospital, outpatient facility, primary care, specialist care, outpatient mental health and substance abuse, and generic drugs cost-sharing.

Method 156.135(b)(3) was used to accommodate the three-tier design.

Confirmation that only in-network cost-sharing, including multitier networks, was considered:

I confirm that only in-network cost-sharing was considered.

Description of the standardized plan population data used:

Due to COVID-19's disruption of utilization patterns, we have decided to use assumptions consistent with last year's filing for a number of service types.

For the inpatient hospital utilization, we considered our commercial PPO and HMO data incurred between July 2019 and June 2020. As mentioned above, we have decided to use assumptions consistent with last year's filing for this service type.

For the freestanding and hospital utilization data for outpatient facility, we considered our commercial PPO and HMO data incurred between July 2019 and June 2020. As mentioned above, we have decided to use assumptions consistent with last year's filing for this service type.

For the primary care and specialist utilization, we used our commercial PPO and HMO data incurred between January 2020 and December 2020. As mentioned above, we have decided to use assumptions consistent with last year's filing for this service type.

For the outpatient mental health and substance abuse utilization, we used our commercial HMO data incurred between January 2021 and December 2021. For average cost per unit, we used our commercial PPO and HMO data incurred between January 2021 and December 2021.

For the generic drugs utilization, we used our commercial PPO and HMO data incurred between January 2021 and December 2021.

If the method described in 156.135(b)(2) was used, a description of how the benefits were modified to fit the parameters of the AV calculator:

Combination of Copays and Coinsurance for IP Hospital

The copays for inpatient hospital facility claims were combined with the coinsurance on professional claims to calculate equivalent copays for inpatient claims.

First, we took the allowed PMPY inpatient costs and divided that by the utilization by admit PMPY to calculate the average cost per admit. We also took the utilization by day PMPY and divided that by the utilization by admit PMPY to calculate the average length of stay.

The average cost per admit was divided by the average length of stay to calculate the average cost per day. Based on our data, we assumed that 84% of the cost was from facility claims and the remaining 16% was from professional claims.

The professional coinsurance was multiplied by the professional portion of the daily inpatient cost to calculate equivalent daily copay for that piece. Because there is a 5-day maximum on our plans' inpatient copays, an effective copay factor was calculated by dividing the PMPY cost-sharing from a $100 per day inpatient copay with a 5-day maximum by the PMPY cost-sharing from a $100 per day inpatient copay without any maximum. The equivalent daily professional copay amount was then divided by this factor in order to determine the final professional copay reflecting a 5-day maximum.

The final professional copay was then added onto the facility copay to determine the equivalent overall IP hospital copay amount. The exhibit below details this calculation.

HIOS IDs	33871PA0100026	33871PA0100044	33871PA0100044	33871PA0100045, 33871PA0100052	33871PA0100045, 33871PA0100052
IP Cost Sharing					
Facility	$700	$700	$1,100	$900	$1,300
Professional	50%	20%	30%	5%	10%
AVC Continuance Table	Bronze	Gold	Gold	Silver	Silver
PMPY for IP	$1,039	$1,511	$1,511	$1,371	$1,371
Admit PMPY	0.04	0.06	0.06	0.06	0.06
Claim per Admit	$23,218	$23,804	$23,804	$24,004	$24,004
Average LOS (days)	4.7	4.7	4.7	4.6	4.6
Effective Copay Factor for 5 days	0.50	0.46	0.46	0.49	0.49
Assumption from Data					
% Facility Cost	84%	84%	84%	84%	84%
% Professional Cost	16%	16%	16%	16%	16%
Calculations					
Professional Claim per Admit	$3,715	$3,809	$3,809	$3,841	$3,841
Professional Claim per Day	$796	$803	$803	$832	$832
Equiv. Copay per Day no max	$398	$161	$241	$42	$83
Equiv. Copay per Day, 5-day max	$801	$347	$521	$85	$171
Total Copay per Day, 5-day max	**$1,501**	**$1,047**	**$1,621**	**$985**	**$1,471**

Primary Care Copay Differential

For primary care, our recent data indicated that 85% of utilization came from office visits in person and 15% from virtual care. The cost-sharing entered into the AV calculator is a weighted average of copays based on utilization at each site.

	Cost - sharing		
HIOS_ID	**PCP**	**Virtual PCP**	**AV Input**
33871PA0100020, 33871PA0110011	$10	$5	$ 9.25
33871PA0100021, 33871PA0110012	$20	$15	$ 19.25
33871PA0100050	$25	$20	$ 24.25
33871PA0100053	$5	$0	$ 4.25
33871PA0100022, 33871PA0110013	$40	$30	$ 38.50
33871PA0100023, 33871PA0110014	$30	$20	$ 28.50
Tier 1: 33871PA0100044	$15	$10	$ 14.25
Tier 2: 33871PA0100044	$30	$20	$ 28.50
Tier 3: 33871PA0100044	$45	$30	$ 42.75
33871PA0100047	$40	$30	$ 38.50
33871PA0100024	$40	$30	$ 38.50
33871PA0100049	$50	$35	$ 47.75
33871PA0100025, 33871PA0110019	$40	$30	$ 38.50
Tier 1: 33871PA0100045	$40	$30	$ 38.50
Tier 2: 33871PA0100045	$70	$50	$ 67.00
Tier 3: 33871PA0100045	$80	$55	$ 76.25
Tier 1: 33871PA0100052	$40	$30	$ 38.50
Tier 2: 33871PA0100052	$70	$50	$ 67.00
Tier 3: 33871PA0100052	$80	$55	$ 76.25
33871PA0100026	$70	$50	$ 67.00

Specialist Copay Differential

For specialist visits, our recent data indicated that 90% of utilization came from office visits in person and 10% from virtual care. The cost-sharing entered into the AV calculator is a weighted average of copays based on utilization at each site.

	Cost - sharing		
HIOS_ID	**SP**	**Virtual SP**	**AV Input**
33871PA0100020, 33871PA0110011	$20	$10	$ 19.00
33871PA0100021, 33871PA0110012	$40	$25	$ 38.50
33871PA0100050	$50	$35	$ 48.50
33871PA0100053	$15	$10	$ 14.50
33871PA0100022, 33871PA0110013	$80	$55	$ 77.50
33871PA0100023, 33871PA0110014	$60	$40	$ 58.00
Tier 1: 33871PA0100044	$40	$30	$ 39.00
Tier 2: 33871PA0100044	$60	$40	$ 58.00
Tier 3: 33871PA0100044	$80	$55	$ 77.50
33871PA0100047	$80	$55	$ 77.50
33871PA0100024	$80	$55	$ 77.50
33871PA0100049	$100	$70	$ 97.00
33871PA0100025, 33871PA0110019	$80	$55	$ 77.50
Tier 1: 33871PA0100045	$90	$65	$ 87.50
Tier 2: 33871PA0100045	$140	$100	$ 136.00
Tier 3: 33871PA0100045	$150	$105	$ 145.50
Tier 1: 33871PA0100052	$90	$65	$ 87.50
Tier 2: 33871PA0100052	$140	$100	$ 136.00
Tier 3: 33871PA0100052	$150	$105	$ 145.50
33871PA0100026	$140	$95	$ 135.50

Combination of Cost-sharing for Outpatient Facility Fee

For the outpatient facility site of service cost-sharing, our recent data indicated that 60% of outpatient facility utilization came from the hospital setting. This assumption was used for plans with copay cost-sharing for outpatient facility. Our recent data indicated that 80% of outpatient facility claims came from the hospital setting. This assumption was used for plans with coinsurance cost-sharing for outpatient facility. The cost-sharing entered into the AV calculator is a blend of the copay or coinsurance in a hospital setting and the copay or coinsurance in an ambulatory surgery center.

		Cost-sharing		
HIOS ID	Service Type	ASC	Hospital	AV Input
33871PA0100020, 33871PA0110011	OP Fac.	$50	$100	$80.00
33871PA0100021, 33871PA0110012	OP Fac.	$50	$100	$80.00
33871PA0100050	OP Fac.	$50	$100	$80.00
33871PA0100053	OP Fac.	$80	$160	$128.00
33871PA0100022, 33871PA0110013	OP Fac.	$400	$750	$610.00
33871PA0100023, 33871PA0110014	OP Fac.	$400	$750	$610.00
33871PA0100047	OP Fac.	0%	30%	76%
33871PA0100024	OP Fac.	$500	$1,000	$800.00

Combination of Cost-sharing for Outpatient Mental Health and Substance Abuse

For the outpatient mental health and substance abuse cost-sharing, our recent data indicated that 72% of outpatient mental health utilization came from office visits. The cost-sharing entered into the AV calculator is a blend of the cost-sharing for outpatient mental health office visits and the cost-sharing for all other outpatient mental health services. For plans where this cost-sharing is a combination of copay and coinsurance, a separate exhibit has been included to show the development of the effective copay that was used in the AV calculator.

	Cost - sharing		
HIOS_ID	**MH/SA Office**	**MH/SA Other**	**AV Input**
33871PA0100020, 33871PA0110011	$20	$20	$ 20.00
33871PA0100021, 33871PA0110012	$40	$40	$ 40.00
33871PA0100050	$50	$50	$ 50.00
33871PA0100053	$15	$15	$ 15.00
33871PA0100022, 33871PA0110013	$80	$80	$ 80.00
33871PA0100023, 33871PA0110014	$60	$60	$ 60.00
33871PA0100044	$40	$40	$ 40.00
33871PA0100024	$80	$80	$ 80.00
33871PA0100049	$100	$100	$ 100.00
33871PA0100025, 33871PA0110019	$80	$80	$ 80.00
33871PA0100045	$90	$90	$ 90.00
33871PA0100052	$90	$90	$ 90.00
33871PA0100026	$140	$140	$ 140.00

For plan 33871PA0100047, the cost-sharing for outpatient mental health was input in the AV calculator as an effective copay to capture the blending of a copay for outpatient mental health visits and coinsurance for all other outpatient mental health services.

	33871PA0100047
OP Visit Cost-sharing	$80
OP Visit Weight	72%
Avg Cost/Unit OP Other	$250.83
OP Other Cost-sharing in Deductible	N/A
OP Other Weight in Deductible	N/A
OP Other Cost-sharing after Deductible	0%
OP Other Weight after Deductible	28%
Effective Copay (AV Input)	**$57.67**

Generic Drugs Copay Differential

For generic drugs, our recent data indicated that 40% of utilization came from low-cost generic drugs. The cost-sharing entered into the AV calculator is a weighted average of copays based on utilization for low-cost generic drugs and normal generic drugs.

	Cost - sharing		
HIOS_ID	**Low-Cost Generic**	**Generic**	**AV Input**
33871PA0100020, 33871PA0110011	$3	$10	$ 7.20
33871PA0100021, 33871PA0110012	$3	$10	$ 7.20
33871PA0100050	$3	$10	$ 7.20
33871PA0100053	$3	$10	$ 7.20
33871PA0100022, 33871PA0110013	$3	$15	$ 10.20
33871PA0100023, 33871PA0110014	$3	$15	$ 10.20
33871PA0100044	$3	$20	$ 13.20
33871PA0100047	$3	$15	$ 10.20
33871PA0100024	$3	$20	$ 13.20
33871PA0100049	$3	$20	$ 13.20
33871PA0100025, 33871PA0110019	$3	$20	$ 13.20
33871PA0100045	$5	$20	$ 14.00
33871PA0100052	$5	$20	$ 14.00
33871PA0100026	$5	$25	$ 17.00

If the method described in 156.135(b)(3) was used, a description of the data and method used to develop the adjustments:

Using the AV calculator and the methods described above, we calculated the AV for each tier in each plan, as follows. Based on the average actual tier utilization experience over the past three years of data (2019, 2020, and 2021), we projected expected utilization by tier for the plans. The final AV for the plan was then calculated by taking the weighted average of the tier AVs using the utilization by tier. The following exhibits details this calculation.

Utilization	Tier 1	Tier 2	Tier 3	**Total**
33871PA0100044	47%	10%	43%	**100%**
33871PA0100045, 33871PA0100052	50%	9%	41%	**100%**

	Actuarial Value			
HIOS ID	Tier 1	Tier 2	Tier 3	**Average**
33871PA0100044	82.92%	79.61%	78.33%	**80.61%**
33871PA0100045	74.32%	70.03%	69.60%	**72.00%**
33871PA0100052	72.86%	70.03%	69.60%	**71.27%**

Certification Language:

The development of the actuarial value is based on one of the acceptable alternative methods outlined in 156.135(b)(2) or 156.135(b)(3) for those benefits that deviate substantially from the parameters of the AV Calculator and have a material impact on the AV.

The analysis was
(i) conducted by a member of the American Academy of Actuaries; and
(ii) performed in accordance with generally accepted actuarial principles and methodologies.

I am an employee of the issuer, I meet the *Qualification Standards for Actuaries Issuing Statements of Actuarial Opinion in the United States* promulgated by the American Academy of Actuaries, and I have the education and experience necessary to perform this work. All AVs herein were determined in accordance with the ASOPs established by the Actuarial Standards Board and comply with applicable laws and regulations; furthermore, all metal levels herein were appropriately assigned based on applicable law.

Actuary signature: _____

Actuary Printed Name:_____

Date:_____5/11/2022_____

AV screenshots redacted.

Projected costs were decreased by 1.3% to adjust for the impact of COVID in the Experience Period that we do not expect to recur in the Projection Period.

The change in demographics was calculated considering changes to age, geography, and tobacco use.

The change in the average age was measured by comparing the average age factor calculated in this filing, based on February 2021 enrollments, to the average age factor calculated for the prior annual filing.

	2022 Filing	2023 Filing	Change
Age Factor	1.503	1.516	1.008
Geographic Factor	1.000	1.000	1.000
Tobacco Factor	1.006	1.008	1.001
Total change			1.009

No changes were assumed for this filing.

The network factors used in Table 10 are based on the network differentials from the prior filing.

The network factor used for Keystone HMO was 1.100.
The network factor used for Proactive was 1.000.

The factors used in Table 10 recalibrate the values so that the differntials between the factors remains constant, and the composite factor equals 1.000.

Table 10 factors:	HMO	1.051
	Proactive	0.955

REDACTION JUSTIFICATION

DOCUMENT

URRT Part III – Federal Actuarial Memorandum

Redacted Name of opining actuary (page 9)
Redacted COVID-19 Impact (page 4) – confidential and proprietary information
Redacted Company Contact Information (page 1) – name, telephone number, email address

PA Actuarial Memorandum

Redacted Name of opining actuary (pages 8 and 9)
Redacted COVID-19 Impact (page 5) – confidential and proprietary information
Redacted Company Contact Information (page 1) – name, telephone number, email address

Cover Letter

Redacted names and contact information (page 2)

AV Screenshots

Entire File Redacted

Unique AV Justification file

Redacted name of opining actuary (page 12)
Redacted AV Screenshots (pages 13-37)

2022 and 2023 Service Area

Issuer: Keystone Health Plan East

Market: Small Group

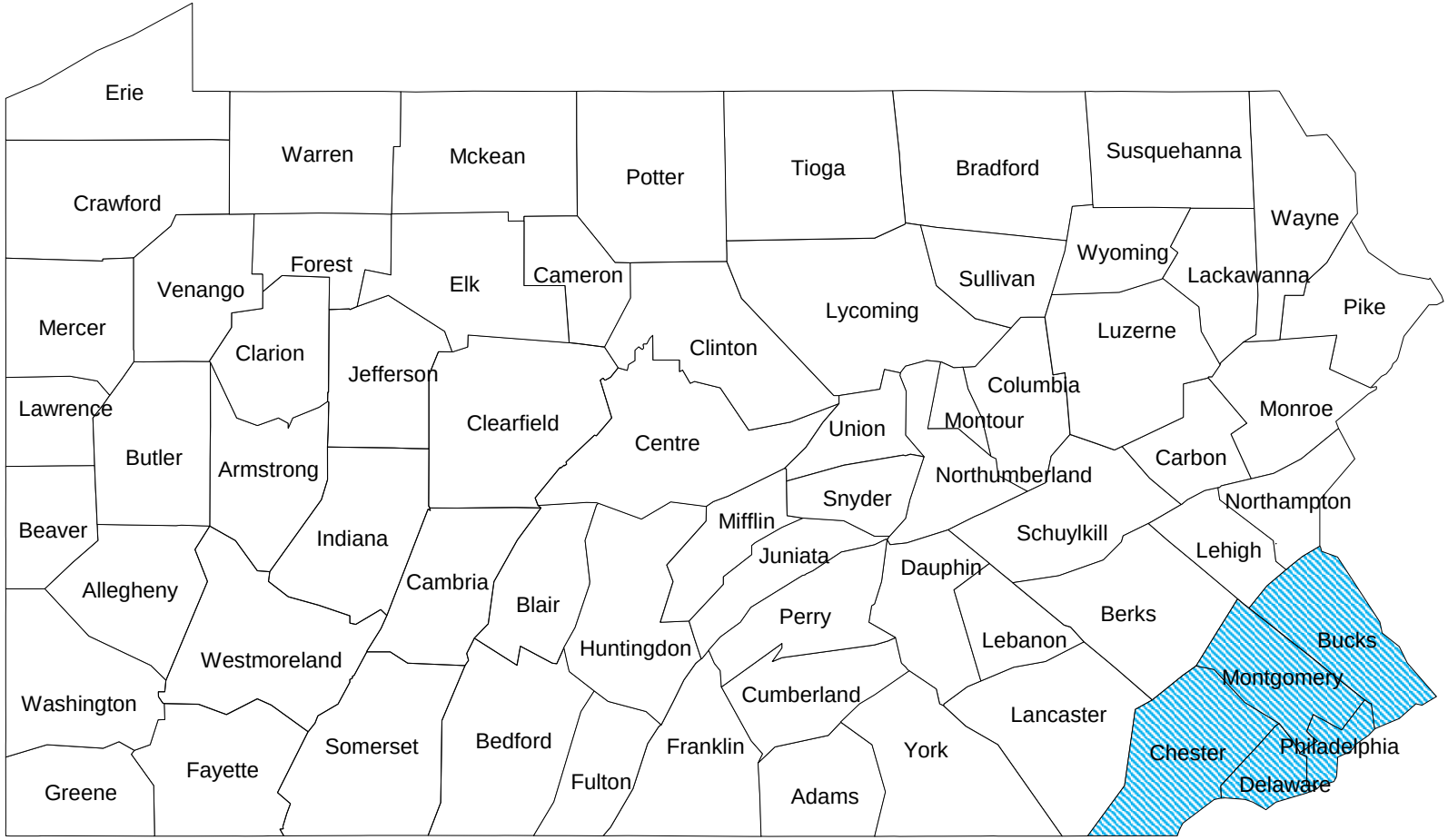

Key *(modify as needed)*

: On-exchange service area

: Off-exchange only service area

Cover Letter for Responses to June 15 Objection Letter – KHPE Small Group INAC- 133254493
Response Date June 24, 2022

1. **The following questions are related to the projected risk adjustment transfer amount:**

a. **Please explain and provide the quantitative development of the projected risk adjustment transfer amount PMPM equal to $20.68.**

We request that this response be deferred until the updated 2021 risk adjustment is released.

b. **Please compare the projected 2023 risk adjustment transfer amount PMPM to the anticipated 2021 risk adjustment transfer amount PMPM, identifying the specific driver(s) of any differences between the two values and providing detailed support for those differences.**

We request that this response be deferred until the updated 2021 risk adjustment is released.

2. **The following questions are related to the proposed annual trend rate included in the filing:**

a. **Please clarify the trend assumption utilized in the development of this filing. The 'I Data' and 'I. b. Manual Data' tabs of the PA Rate Template appear to indicate an 6.0% annual trend rate, but the Rate Change Summary and Actuarial Memorandum indicate a trend rate of 8.1%.**

The Rate Change Summary includes the statement "The company expects its annual medical costs to increase 8.1%." This is an estimate of how much claims will increase from 2022 to 2023. The 6.0% is our annualized trend estimate from 2021 to 2023, calculated as the square root of the two years' trend applied in the AM Exhibits. In addition, trend is a component of the claim increase, but not the entire source. We used the language from the Rate Change Request Summary in the URRT Part III.

b. **Please provide the actual observed trends based on historical allowed claims experience for each benefit category as well as in aggregate for years 2019, 2020, 2021, and 2022 (year to date). We realize 2022 trends will be partially based on estimated claim costs. In providing your response, for each calendar year, provide the total member months, allowed claims, and any normalization adjustments that should be applied to the claims experience. Please provide both raw and COVID-19 adjusted values for 2020 and 2021, as applicable.**

We have added historical trend information in Tab Q2 of the "KHPE Small Group Response to June 15 Obj" excel worksheet.

c. **Please compare the proposed annual trend rate to the actual observed trend rates per your response above. To the extent they are significantly different, please explain and justify why it is reasonable that they should be different.**

Please refer to Tab Q2 of the "KHPE Small Group Response to June 15 Obj" excel worksheet.

3. **The filing documents indicate that projected costs were decreased by 1.3% to adjust for the impact of COVID in the experience period that is not expected to recur in the projection period. Please provide both qualitative and quantitative support for this adjustment. Additionally, please explain where this reduction is incorporated in the development of the rates.**

We project that decreases to the costs from COVID will be lower than they were in the Experience Period and we have reduced our projected costs by 1.3% as a result. Please refer to Tab Q3 of the "KHPE Small Group Response to June 15 Obj" excel worksheet. This illustrates the impact compared to normal claim levels related to the pandemic.

4. **Please provide support for and demonstrate the numerical development of the change in network factor as reported on the 'II Rate Development & Change' tab of the PA Rate Template.**

   To be more consistent with our pricing methodology we have created Manual Data by pooling the experience of QCC with KHPE, as our companies are offering coverage to exactly the same populations geographically and customers may choose to enroll in plans from either entity. The pooling results in less difference and volatility in the claim trend rates between QCC and KHPE when kept separate. The network factor includes an adjustment that results in the appropriate rate differential between QCC and KHPE plans.

   It is unlikely that this factor will remain constant over time, due to the impact of Risk Adjustment, as well as the mixes of the different provider networks offered by the two entities. A summary of the factors is shown on Tab Q4 of the "KHPE Small Group Response to June 15 Obj" excel worksheet.

5. **Please provide the numerical development of the projected 2023 MLR that shows compliance with the 80% minimum MLR.**

   The calculation of the MLR is shown on Tab Q5 of the "KHPE Small Group Response to June 15 Obj" excel worksheet.

6. **The Actuarial Memorandum demonstrates the actual vs. pricing MLRs for 2018 through 2020. This exhibit shows that the actual MLR has consistently been lower than the pricing MLR historically. Please explain the cause of this relationship and whether this relationship was considered in the development of this rate filing.**

   Please refer to Tab Q6 of the "KHPE Small Group Response to June 15 Obj" excel worksheet.

7. **The Federal Actuarial Memorandum indicates that the rates are based on actual experience instead of manual rate data. However, the PA Rate Template demonstrates that the rates are developed based on manual data. It is our understanding that rate development is based on the combined KHPE and QCC experience for 2021. However, the Federal Actuarial Memorandum is unclear. Please update the Federal Actuarial Memorandum and any other filing documents as necessary to clarify the experience data.**

   We have updated the Federal Actuarial Memorandum to include the combining of KHPE and QCC experience period data.

8. **We have the following requests related to the pricing AVs.**

   a. **Please describe the process used to develop the pricing AVs for the plans.**
   b. **Please describe the data underlying the model used to develop pricing AVs.**
   c. **Please explain how the model used to develop pricing AVs is calibrated and the calibration value.**
   d. **Please explain any changes that are applied to the model used to develop pricing AVs for varying metal tiers.**
   e. **Please provide a numerical example of the pricing AVs that are developed for the following plans: 33871PA0100026, 33871PA0100049, 33871PA0100044, and 33871PA0110011.**

f. **Please explain why there is significant variation in pricing AVs within metal tiers. For example, Plans 33871PA0100052 and 33871PA0110019 have similar metal AVs but significantly different pricing AVs.**

Please see tab Q8 of the "KHPE Small Group Response to June 15 Obj Part 2" excel worksheet.

9. **Please justify the differences between the pricing AVs and the metal AVs for each plan included in the 'III Plan Rates' tab of the PA Rate Template.**

Please refer to Tab Q9 of the "KHPE Small Group Response to June 15 Obj Part 2" excel worksheet.

10. **Please confirm that you have tested to ensure that the rates in Table 11 of the PA AM Exhibits, PA Plan Design Summary and Rate Table, Federal Rates Template, and binder are identical.**

We tested the rates in the exhibits and rate tables to assure that they were identical.

11. **Per HHS Final Notice of Benefit and Payment Parameters, the federal medical rebate loss ratio is prohibited from including indirect quality improvement activity (QIA) expenses. Please confirm that in the calculation of the rebate MLR that indirect quality improvement activity (QIA) expenses have been excluded.**

In calculating the MLR we did not incorporate indirect quality improvement activity.

12. **Please provide the quantitative development for determining the commission PMPM as shown in Table 6 of the PAAM Exhibits.**

We have included this information with this response. Note that this information is considered Confidential.

13. **Please provide an exhibit showing the commission PMPM amount to be paid to brokers in the following situations: Open-Enrollment Enrollee – New, Open Enrollment Enrollee – Renewing, Special Enrollment Period Enrollee – New, Special Enrollment Enrollee – Renewing. If the commission PMPM is not consistent between the four options above, please explain in detail the reason for the difference. Note that federal law prohibits differences in compensation to agents and brokers for coverage in the same benefit year based on whether the enrollment is during an SEP or during OEP.**

We have included this information with this response. Note that this information is considered Confidential.

14. **Please provide a current copy of the broker contract agreements for plan year 2023.**

We have included this information with this response. Note that this information is considered Confidential.

15. **With the Public Health Emergency scheduled to end on July 15th, how has the rate development been affected? Please provide support for any adjustments, or support for making no adjustments if applicable.**

We did not make any adjustments to the rate development related to the potential end to the Public Health Emergency. The revisions section of the 2023 rate filing guidance directs carriers to adjust the CSR factor for the impact of ARPA ending.

16. **Furthermore, with the Public Health Emergency scheduled to end on July 15th, has any adjustment been made specifically to the assumption of on-exchange membership for Plan Year 2023? Has any adjustment been made to morbidity?**

    We did not make any adjustments to the rate development related to the potential end to the Public Health Emergency. Per the rate filing guidance, we used February 2022 membership in our projections. The revisions section of the 2023 rate filing guidance directs carriers to adjust the CSR factor for the impact of ARPA ending.

17. **Please provide a qualitative explanation and quantitative exhibit demonstrating the effect of COVID, including the rationale, magnitude, and implementation of adjustments to base experience, trend, and/or rate development factors.**

    Please refer to the response for Question 3.

18. **Please provide an exhibit which demonstrates that the criteria for the expanded bronze plans has been met.**

    Please refer to Tab Q18 of the "KHPE Small Group Response to June 15 Obj" excel worksheet.

19. **Per HHS Final Notice of Benefit and Payment Parameters, the 2023 risk adjustment user fee is $0.22 per member per month. Please update the percentage value in cell C54 of Table 6 to the specified figure.**

    We can make this adjustment. We propose reducing another pricing factor to offset this (and the update to PCORI) so that the rates do not have to be increased further. We have reflected this in the updated AM exhibits we have submitted in this filing.

20. **Per HHS Final Notice of Benefit and Payment Parameters, the out-of-pocket maximum limit is $9,100 for self-only and $18,200 for family. Please verify that the family out-of-pocket maximum does not exceed $18,200 for any plan.**

    We verify that the family out-of-pocket maximum does not exceed $18,200 for any plan.

21. **Please verify that all plans fall within the updated metallic tier AV ranges prescribed by the HHS Final Notice of Benefit and Payment Parameters.**

    We have verified that all plans fall within the updated metallic tier AV ranges prescribed by the HHS Final Notice of Benefit and Payment Parameters.

22. **How are drug rebates projected to change from the base period to the rating period? How has this change been reflected in the rate development?**

    Changes to drug rebates are included as reductions to our prescription drug trends. We anticipate improvements in drug rebates which should reduce future cost increases.

23. **Please explain how a change in member behavior to use service types such as telehealth more frequently than in the past and how a reversion back to more traditional service types is considered in your trend development.**

    We continue to anticipate movement to telehealth services and have reflected this in our pricing. We encourage the use of telehealth services in our plan designs with lower copays than might be incurred through in-person office visits.

24. **Please provide an explanation of and support for the General & Claims Administrative Expenses shown in Table 6, as well as the reasons for any changes in the level of these expenses from the 2022 filing.**

    Administrative expense allocations are revised regularly by our FP&A department. The administrative allocation is different in this filing that in the previous filing. Our accounting area may reallocate expenses again in future. Please refer to Tab Q24 of the "KHPE Small Group Response to June 15 Obj" excel worksheet for additional details.

25. **It is noted that (platinum and) gold plan pricing AVs are higher than metallic tier AVs, while silver and bronze plan pricing AVs are generally lower than metallic tier AVs. Please walk through the calculation of the company's pricing AVs, indicating the impact of specific benefit components or variables, such as out of pocket maximums, deductibles, coinsurance percentage, copayments, and other factors or components that contribute to the variation between metallic tier AVs and pricing AVs.**
    a. **If there are specific benefit design differences on gold plans that cause this dynamic please specify which benefit designs/cost structures they are.**
    b. **Please provide a detailed quantitative exhibit that walks from the pricing AV of Plan 33871PA0100049 to Plan 33871PA0100019 that provides what the new pricing AV would be after each of the following changes are made to Plan 33871PA0100049, in this exact order: MOOP, Deductible, Coins, Copay, any other benefit changes, any other changes outside of benefit design.**
    c. **Please complete the same exercise as above on the metallic AV via the Actuarial Value Calculator.**

    Please see tabs Q25 and Q25B of the "KHPE Small Group Response to June 15 Obj Part 2" excel worksheet.

26. **The following questions pertain to the benefit relativity model utilized for pricing:**
    a. **Please describe how the data underlying the benefit relativity model used to develop pricing AVs differs from between the individual and small group markets.**
    b. **Please explain why the slope of individual pricing AVs is much steeper than that of the small group pricing AVs.**

    Please see tab Q26 of the "KHPE Small Group Response to June 15 Obj Part 2" excel worksheet.

27. **Please provide exhibits showing the development of the age, geographic, tobacco, and network factors for 2023.**

    Please see tabs Q27 and Q27N of the "KHPE Small Group Response to June 15 Obj" excel worksheet. We are only in Rating Area 8; therefore the geographic factor is 1.000.

28. Please clarify why the KHPE and QCC small group trends vary, given that the rate development is based on manual experience.

We have updated the exhibits to show the correct trend.

29. Please provide an explanation and exhibit in support of the variation between the Total Annual Trend in Table 3b and the Annual Trend used to calculate quarterly rates in Table 5A.

The values in Table 3b reflects projected trend between the Experience Period (CY 2021) and the Projection Period (CY 2023). The trend used to calculated quarterly rates reflects an estimate of the trend from 2023 into 2024.

30. Per Table 2 of the PAAM Exhibits, Allowed Claims (cell G36) + Total Prescription Drug Rebates (cell I36) + Total EHB Capitation (cell J36) + Total Non-EHB Capitation (cell K36) is equal to $614,041,142.09. However, in Table 4 of the PAAM Exhibits, the Allowed Claims (Net of Prescription Drug Rebates) for 2021 (column K) sum to $493,259,592.16. Please update so that these numbers are consistent or provide an explanation explaining the difference.

The difference is equal to the Total Capitation shown in Cells J36 and K36 of Table 2. We are adding the amounts to Table 4. We will be adjusting our completion factors since there is not completion applied to capitation payments.

Entity - trends (2b)	Segment	Net of Covid 2019	2020	2021	2022	With COVID Adjustments 2019	2020	2021	2022
Comml KHPE - Small Group									
	Inpatient	-5.4%	4.6%	12.4%	-1.1%	-5.4%	3.8%	3.3%	8.0%
	Outpatient	3.3%	-12.0%	27.3%	9.5%	3.3%	7.8%	12.3%	4.8%
	Professional	0.6%	-2.5%	15.3%	8.1%	0.6%	7.4%	-0.2%	4.7%
	Rx	5.9%	6.1%	10.8%	7.8%	5.9%	5.9%	11.1%	7.8%
	Capitation	-1.2%	-14.1%	-1.8%	-0.3%	-1.2%	-14.1%	-1.8%	-0.3%
	Total	1.0%	-0.9%	14.6%	5.8%	1.0%	5.2%	6.1%	6.2%

KHPE Small Group - Actual (2c)

	Member Months	PMPM Incurred Claims	Incurred Claims Trend
2019	1,305,670	$349.15	
2020	1,281,820	$345.96	-0.9%
2021	1,208,123	$396.39	14.6%
2022	1,159,647	$419.45	5.8%

2021 Experience (Impact of COVID by month)

COVID Adjustment by Month

1/1/2021	-0.8%
2/1/2021	-6.5%
3/1/2021	0.8%
4/1/2021	4.9%
5/1/2021	0.7%
6/1/2021	3.3%
7/1/2021	-1.0%
8/1/2021	2.6%
9/1/2021	3.7%
10/1/2021	-0.3%
11/1/2021	2.8%
12/1/2021	4.7%
	1.24%

Please note that this is an unweighted average, provided for the purpose of supporting the criteria used in pricing.

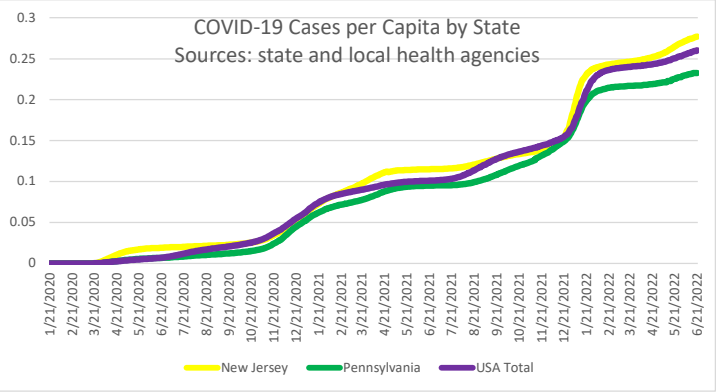

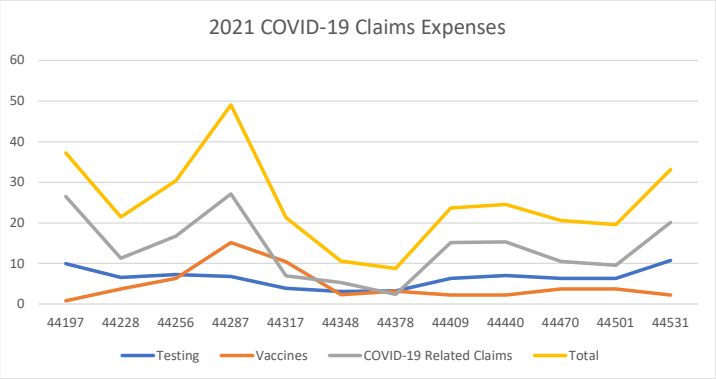

Data from Tables 5 and 10 of the Actuarial Memo Rate Exhibits

Small Group

	Projected Lives	Age 21 rate	Premium	Network factor	Calibration factor
QCC	74,292	$ 431.28	$651.79	1.247	1.511
KHPE	97,932	$ 372.79	$569.30	0.961	1.527
		Composite Factor		1.0942	

$$\textbf{Federal MLR} = \frac{\text{(Projected Claims, after Risk Adjustment + Quality Improvement Expense - Risk Adj Prog User Fee)}}{\text{(Premium, before Risk Adjustment - HCR Taxes \& Fees - Federal Income Tax - Premium Tax)}}$$

	KHPE Small Group	
Projected Claims PMPM (After Reinsurance)	$	467.12
Premium PMPM	$	569.30
Quality Improvement Expense PMPM	$	4.55
Exchange User Fee PMPM	$	-
HIF PMPM	$	-
Federal Income Tax PMPM	$	3.02
Premium Tax PMPM	$	-
Federal MLR		83.3%

	MLR		Member Months		
Calendar Year	**Actual**	**Pricing**	**Actual**	**Pricing**	
2018	75.2%	83.3%	1,333,423	1,434,900	<- Membership losses in certain plans raised MLR by less than expected
2019	75.1%	81.6%	1,310,060	1,507,680	<- Membership losses in certain plans raised MLR by less than expected
2020	77.9%	82.3%	1,285,783	1,316,820	<-- COVID signficantly depressed claims relative to what was expected at Pricing (Dave to update using Selene exhibit)

KHPE Small Group

These plans satisfy the requirements by offering HSAs:

KHPE	HIOS IDs	Plan Marketing Name	FDC Primary Care Services	FDC Specialist Visit
Small Group	33871PA0100026	Keystone HMO Bronze Essential $7,500/$70/$140/$700	X	X
	33871PA0110020	Keystone DPOS Bronze Essential $7,500/$70/$140/$700	X	X

	General & Claims Admin Expenses
Corporate Services (Finance, Legal, etc.)	1.96%
Sales & Marketing	4.86%
Operations	3.67%
Clinical & Contracting	1.94%
Corporate Overhead	2.90%
Total	15.34%

February 2022 Membership

Age	Members	Age Factor		Tobacco Factor	Tobacco Use %
0-14	12,429	0.765		0.000	0%
15	992	0.833		0.000	0%
16	1,021	0.859		0.000	0%
17	1,046	0.885		0.000	0%
18	1,087	0.913		0.000	0%
19	1,089	0.941		0.000	0%
20	1,087	0.970		0.000	0%
21	1,159	1.000		0.125	2.30%
22	1,204	1.000		0.125	2.30%
23	1,276	1.000		0.125	2.30%
24	1,301	1.000		0.125	2.30%
25	1,442	1.004		0.125	2.30%
26	1,715	1.024		0.125	2.30%
27	2,019	1.048		0.125	2.30%
28	1,961	1.087		0.125	2.30%
29	2,050	1.119		0.125	2.30%
30	2,094	1.135		0.175	2.30%
31	2,082	1.159		0.175	2.30%
32	2,070	1.183		0.175	2.30%
33	1,997	1.198		0.175	2.30%
34	2,065	1.214		0.175	2.30%
35	1,945	1.222		0.175	2.30%
36	1,888	1.230		0.175	2.30%
37	1,780	1.238		0.175	2.30%
38	1,784	1.246		0.175	2.30%
39	1,783	1.262		0.175	2.30%
40	1,801	1.278		0.225	4.30%
41	1,779	1.302		0.225	4.30%
42	1,728	1.325		0.225	4.30%
43	1,629	1.357		0.225	4.30%
44	1,646	1.397		0.225	4.30%
45	1,582	1.444		0.225	4.30%
46	1,566	1.500		0.225	4.30%
47	1,561	1.563		0.225	4.30%
48	1,589	1.635		0.225	4.30%
49	1,529	1.706		0.225	4.30%
50	1,668	1.786		0.375	4.30%
51	1,915	1.865		0.375	4.30%
52	1,762	1.952		0.375	4.30%
53	1,826	2.040		0.375	4.30%
54	1,735	2.135		0.375	4.30%
55	1,860	2.230		0.375	4.30%
56	1,945	2.333		0.375	4.30%
57	1,974	2.437		0.375	4.30%
58	2,026	2.548		0.375	4.30%
59	1,925	2.603		0.375	4.30%
60	1,885	2.714		0.375	4.30%
61	1,847	2.810		0.375	4.30%
62	1,838	2.873		0.375	4.30%
63	1,697	2.952		0.375	4.30%
64+	3,167	3.000		0.375	4.30%
Total	97,846	1.516		0.008	
			Factor	1.008	

CY 2021 Membership

Age	Members	Age Factor		Tobacco Factor	Tobacco Use %
0-14	159,677	0.765		0.000	0%
15	12,775	0.833		0.000	0%
16	12,472	0.859		0.000	0%
17	13,608	0.885		0.000	0%
18	13,556	0.913		0.000	0%
19	13,509	0.941		0.000	0%
20	14,433	0.970		0.000	0%
21	14,983	1.000		0.125	2.30%
22	15,543	1.000		0.125	2.30%
23	16,176	1.000		0.125	2.30%
24	15,930	1.000		0.125	2.30%
25	17,766	1.004		0.125	2.30%
26	22,284	1.024		0.125	2.30%
27	24,225	1.048		0.125	2.30%
28	24,598	1.087		0.125	2.30%
29	26,121	1.119		0.125	2.30%
30	25,653	1.135		0.175	2.30%
31	25,386	1.159		0.175	2.30%
32	25,344	1.183		0.175	2.30%
33	25,227	1.198		0.175	2.30%
34	24,302	1.214		0.175	2.30%
35	23,525	1.222		0.175	2.30%
36	22,053	1.230		0.175	2.30%
37	21,822	1.238		0.175	2.30%
38	22,219	1.246		0.175	2.30%
39	22,255	1.262		0.175	2.30%
40	22,072	1.278		0.225	4.30%
41	21,856	1.302		0.225	4.30%
42	20,459	1.325		0.225	4.30%
43	20,114	1.357		0.225	4.30%
44	19,606	1.397		0.225	4.30%
45	19,282	1.444		0.225	4.30%
46	19,087	1.500		0.225	4.30%
47	19,039	1.563		0.225	4.30%
48	18,914	1.635		0.225	4.30%
49	20,440	1.706		0.225	4.30%
50	23,089	1.786		0.375	4.30%
51	21,994	1.865		0.375	4.30%
52	22,066	1.952		0.375	4.30%
53	22,095	2.040		0.375	4.30%
54	23,449	2.135		0.375	4.30%
55	23,920	2.230		0.375	4.30%
56	25,023	2.333		0.375	4.30%
57	24,789	2.437		0.375	4.30%
58	24,400	2.548		0.375	4.30%
59	23,329	2.603		0.375	4.30%
60	23,287	2.714		0.375	4.30%
61	22,673	2.810		0.375	4.30%
62	21,968	2.873		0.375	4.30%
63	21,436	2.952		0.375	4.30%
64+	31,684	3.000		0.375	4.30%
Total	1,211,513	1.503		0.008	
			Factor	1.008	

HIOS ID	Feb 2022 Membership	2022 Network Factors	2023 Normalized Network Factors
All Plans	97,932	0.997	1.000
33871PA0100020	1,329	1.048	1.051
33871PA0100021	4,107	1.048	1.051
33871PA0100022	16,485	1.048	1.051
33871PA0100023	679	1.048	1.051
33871PA0100024	1,043	1.048	1.051
33871PA0100025	1,236	1.048	1.051
33871PA0100026	2,114	1.048	1.051
33871PA0110011	1,838	1.048	1.051
33871PA0110012	4,338	1.048	1.051
33871PA0110013	6,871	1.048	1.051
33871PA0110014	1,235	1.048	1.051
33871PA0110019	1,296	1.048	1.051
33871PA0110020	299	1.048	1.051
33871PA0100044	13,949	0.953	0.955
33871PA0100045	34,671	0.953	0.955
33871PA0100047	407	1.048	1.051
33871PA0100048	876	1.048	1.051
33871PA0100049	704	1.048	1.051
33871PA0100050	852	1.048	1.051
33871PA0100051	256	0.953	0.955
33871PA0100052	3,290	0.953	0.955
33871PA0100053	57	1.048	1.051

REDACTED

(KHPE Small Group Response to June 15 Obj Part 2)

REDACTED

(Response to Q13)

REDACTED

(Response to Q14)

REDACTED

(KHPE Q25)

REDACTED

(PA SG SMRT sent 06 23 2022)

Cover Letter for Responses to July 6 Objection Letter – KHPE Small Group INAC- 133254493
Response Date July 14, 2022

1. **The following questions are related to the projected risk adjustment transfer amount:**

a. **Please explain and provide the quantitative development of the projected risk adjustment transfer amount PMPM equal to $20.68.**

Please refer to Tab Q1 of the "KHPE Small Group Response to July 6 Obj" excel worksheet.

b. **Please compare the projected 2023 risk adjustment transfer amount PMPM to the anticipated 2021 risk adjustment transfer amount PMPM, identifying the specific driver(s) of any differences between the two values and providing detailed support for those differences.**

We will include this information with our next response.

2. **The following questions are related to the proposed annual trend rate included in the filing:**

a. **The 'Q2' tab of the file "KHPE Small Group Response to June 15 Obj.xlsx" provides historical trend information. However, it is unclear how the pricing trends utilized in this filing are consistent with the historical trend information included in this exhibit. Please provide additional support demonstrating how the pricing trends utilized in this filing are consistent with the historical trend information included in the 'Q2' tab. If they are not consistent, please explain and justify why it is reasonable that they are not.**

The historical trends included in Q2 represent the change in medical cost due to both utilization and unit cost patterns. These trends are used as the basis for setting 2023 trend assumptions and further adjusted for expected future impacts (e.g. unit cost changes due to provider contracts, pharmacy pipeline, etc.). Historical trends were provided both inclusive and exclusive of estimated COVID-19 impacts. We set the trend for 2023 in light of COVID-19 historical impacts that are not expected to recur.

b. **In addition to the information provided in the 'Q2' tab of the file "KHPE Small Group Response to June 15 Obj.xlsx" please provide the total member months, allowed claims, and any normalization adjustments that should be applied to the claims experience for each calendar year. Please provide both raw and COVID-19 adjusted values for 2020 and 2021, as applicable.**

Please refer to Tab Q2 of the "KHPE Small Group Response to July 6 Obj" excel worksheet.

3. **The following questions are related to the proposed COVID adjustment included in the filing.**

a. **The 'Q3' tab of the file "KHPE Small Group Response to June 15 Obj.xlsx" provides a summary of the COVID adjustment by month in 2021. Please explain how these adjustments by month were developed.**

Please refer to Tab Q3 of the "KHPE Small Group Response to July 6 Obj" excel worksheet.

b. **The 'Q3' tab of the file "KHPE Small Group Response to June 15 Obj.xlsx" includes a note that this is an unweighted average provided for the purpose of supporting criteria used in pricing. Please support the use of an unweighted average for the overall adjustment factor.**

Our response stated "Please note that this is an unweighted average, provided for the purpose

of supporting the criteria used in pricing." We did not state that the value used in our projections was an unweighted average.

c. **Within the exhibit referenced above, please explain how COVID related claims were defined.**

   Please refer to Tab Q3 of the "KHPE Small Group Response to July 6 Obj" excel worksheet.

d. **Please confirm that the COVID adjustment was developed across all KHPE and QCC Individual and Small Group business. Please support this methodology.**

   We will include this information with our next response.

e. **Please explain where the COVID reduction adjustment is applied in the rate development.**

   The adjustment for COVID was reflected in our projected trend.

4. **The following questions are related to the proposed network factor included in the filing.**

   a. **The 'Q4' tab of the file "KHPE Small Group Response to June 15 Obj.xlsx" provides the network factors for QCC and KHPE but does not provide specific support for these factors. Please provide a numerical development of the 1.247 network factor for QCC and the 0.961 network factor for KHPE. In providing your response, please also include a detailed description outlining how the estimated network factors were developed.**

      The factors were developed by determining values that resulted in the QCC and KHPE rates maintaining appropriate relationships between them. Not adjusting the combined experience for these relationships would otherwise have resulted in rates that were not appropriate, particularly in comparison to each other.

   b. **Please explain why the composite factor in the file referenced above does not aggregate to 1.000.**

      The composite factor does not aggregate to 1.000 because it is applied before other Market Factors, including risk adjustment, which are separately calculated as PMPM amounts.

5. **The response to first round questions indicates that the requested changes to the risk adjustment user fee and projected morbidity impact of reinsurance have been applied, as well as an update to the PCORI fee. The response also indicates that in order to maintain the proposed rates, an offsetting reduction to another pricing factor has been applied. Please indicate where the offsetting reduction was applied.**

   We made a small adjustment to trend to offset these revisions. The revised trend was applied to the combined experience.

6. **The responses to Question 8, Parts c-f are not sufficient as they do not provide specific support for the pricing AV development for the specified plans. Please provide the requested explanations and additional support for the pricing AV development, including an illustrative example demonstrating the development of the Pricing AV for the specified plans, and complete the attached pricing AV development worksheet.**

We are unable to complete this by July 14 but will follow-up in our subsequent response.

7. **Please update the 2021 experience period risk adjustment amount, in Table 2, to reflect the final CMS risk adjustment amount released on June 30th.**

   We have entered the final risk transfer amounts in Table 2.

8. **If the projected risk adjustment transfer amount in Table 5 will be modified, due to the final CMS transfer amount published on June 30th, please provide narrative and detailed supporting data to justify the proposed changes.**

   We are not proposing to revise the projected 2023 risk transfer amounts.

9. **Please confirm that you have tested to ensure that the rates in Table 11 of the Actuarial Memorandum Exhibits, PA Plan Design Summary and Rate Tables, and Federal Rate Templates are identical.**

   We tested the rates in the exhibits and rate tables to assure that they were identical.

10. **Please ensure that the 7/14/22 versions of the following items are posted in SERFF with your July 14th response to this data call.**
    a. **Cover Letter identifying all changes made and the reasons for the change. Also, show the revised rate change.**
    b. **PA Actuarial Memorandum**
    c. **PA Actuarial Memorandum Exhibits**
    d. **Department's Plan Design Summary and Rate Template Exhibits (please ensure that the rate template by county is populated with only numeric values – no "NA")**
    e. **URRT**
    f. **Federal Rate Template**
    g. **Part III: Actuarial Memorandum**
    h. **Updated Rate Change Request Summary (Attachment I)**
    i. **Public PDF with limited redactions as previously directed in the Guidance (includes all correspondence and supporting exhibits after the initial submission, in addition to all the above items).**

    We are posting the revised documents in SERFF. We will update the Public PDF and submit it in SERFF with our subsequent response.

11. **Your Round 1 response indicated that an exhibit was provided that demonstrates the PMPM commissions as shown in Table 6 of the PAAM Exhibits. We do not find this exhibit in the response; please provide this exhibit or direct me to it if it has already been provided. The exhibit should incorporate the actual commission rates/percentages provided in response to a separate question.**

    Our prior response included the commission information and agreements. For pricing we rely on a comparison of estimated total commissions from our sales area with expected revenues. As a percentage of the total premiums projected for 2023, this made up 4.97% which is the value shown in Table 6 – Retention.

12. **Please verify that there is no difference in commissions between new issues and renewals, nor between open enrollment issues and special enrollment period issues. Note that federal law prohibits differences in compensation to agents and brokers for coverage in the same benefit year based on whether the enrollment is during an SEP or during the OEP.**

    There is no difference in the commissions between new issues and renewals, nor between open enrollments issues and special enrollment period issues.

13. **Please provide an exhibit showing the impact of changes to drug rebates on prescription drug trends, both compared to there being no prescription drug rebates and compared to prescription drug rebates being at prior levels.**

    We will include this information with our next response.

14. **Please verify that as the impact and uncertainty surrounding Covid-19 continues to diminish, the company anticipates continued movement towards telehealth services. Please clarify how this is reflected in your pricing; are pricing AVs lower due to lower costs (despite lower co-pays) that are incurred through telehealth services, or are other considerations impacting the pricing AVs, or are telehealth considerations impacting the rates in ways other the pricing AVs?**

    We anticipate that the movement towards utilizing telehealth services will continue beyond the Covid-19 pandemic. The anticipated utilization/cost of telehealth services is considered in the development of the pricing AVs.

15. **The SMRT files that were provided do not provide sufficient detail as they are locked and many columns of data are hidden. As requested above, please complete the attached Excel table provided in support of the pricing AV factors and relativities.**

    Please see our response to Question 6.

16. **The Platform Factors in the SMRT methodology do not appear to conform to the expected factor relationships, as the EPO factor is lower than the HMO factor. In addition, it is not clear why platform factors are necessary, since network factors are applied to the pricing AVs in a subsequent step in Table 10. Please discuss the company's handling of varying networks/platforms in determining its pricing AVs and rates, and provide an exhibit supporting the platform adjustments applied in this process.**

    Network factor accounts for differences in the allowed costs between the legal entities due to items such as contracting and delivery system (I.e. Capitation and referral requirements on the HMO vs not having capitation or referral on the PPO). Platform adjustment adjusts for the Cost sharing portion of these factors. (I.e.. Member cost sharing % will be different for the same copay because of these factors).

17. **Understanding that metallic AV calculator is not used for pricing and that Area 8 is a relatively high-cost area, please provide an explanation as to why the gold (and platinum) pricing AVs are substantially higher than the corresponding metallic AVs, while the silver and bronze pricing AVs are lower than the corresponding metallic AVs.**

    Please see our responses to questions 6 and 15.

18. **Regarding question 26b, please clarify how underwriting guidelines impact the slope of the small group pricing AVs relative to the slope of the individual pricing AVs.**

    In Consumer (I.e., Individual) a member has the option to purchase any plan design they want. They can shop for a Gold plan alongside a Bronze plan for example. In Small Group, our underwriting guidelines restrict the number of options a customer can offer (specifically a customer may only offer 4 plan designs at most). Many of our customers choose to offer less than 4 plans for their employees to choose between and very few of our groups offer bronze options. As a result, the pricing AV slope for small group is flatter than it is for Consumer. (Since many groups only offer gold plans or platinum plans to all their members).

19. **Per Table 2 of the PAAM Exhibits, the Paid Claims (cell C36) are $449,490,082.11. However, in Table 4 of the PAAM Exhibits, the Incurred Claims for 2021 (column D) sum to $573,570,070.85. Please update so that these numbers are consistent or provide an explanation explaining the difference.**

    Table 2 Paid Claims and Incurred Claims do not include Capitation – that is separately considered in other cells in Table 2. The claims in Table 4 include Capitation, which were added per the prior objection letter.

20. **Per Table 2 of the PAAM Exhibits, the Ultimate Incurred Claims (cell D36) are $452,788,520.92. However, in Table 4 of the PAAM Exhibits, the Ultimate Incurred Claims for 2021 (column F) sum to $576,932,484.92. Please update so that these numbers are consistent or provide an explanation explaining the difference.**

    Please refer to the response to Question 19.

KHPE Small Group

Metal	BMMO	PLRS		ARF	GCF	IDF	AV	Product w Risk	Product w/o Risk
Plat	150,252	1.501		1.536	1.002	1.150	0.900	1.730	1.593
Gold	478,584	1.191		1.505	1.002	1.080	0.800	1.288	1.302
Silver	517,392	0.931		1.517	1.002	1.030	0.700	0.961	1.095
Bronze	28,956	0.747		1.571	1.002	1.000	0.600	0.748	0.945
Total	1,175,184	1.105		1.516	1.002	1.065	0.764	1.187	1.240
Est. StateWide Average		1.188	$ 469.72	1.505	1.00	1.074	0.781	1.276	1.263
								(20.68)	

Please provide the actual observed trends based on historical allowed claims experience for each benefit category as well as in aggregate for years 2019, 2020, 2021, and 2022 (year to date). We realize 2022 trends will be partially based on estimated claim costs. In providing your response, for each calendar year, provide the total member months, allowed claims, and any normalization adjustments that should be applied to the claims experience. Please provide both raw and COVID-19 adjusted values for 2020 and 2021, as applicable.

		Net of COVID				With COVID Adjustments				Allowed					COVID Adjustment				
Entity - Cost trends (2a)	**Segment**	**2019**	**2020**	**2021**	**2022**	**2019**	**2020**	**2021**	**2022**	**2018**	**2019**	**2020**	**2021**	**2022**	**2018**	**2019**	**2020**	**2021**	**2022**
Commi KHPE - Small Group																			
	Ingatient	-5.4%	4.6%	12.4%	-1.1%	-5.4%	3.8%	3.3%	8.0%	91.91	87.30	90.34	101.54	84.14	0.00	0.00	0.66	8.19	0.34
	Outpatient	3.3%	-12.0%	27.3%	9.5%	3.3%	7.8%	12.3%	4.8%	79.50	82.42	72.16	90.62	87.11	0.00	0.00	-13.32	-6.06	-2.81
	Professional	0.6%	-1.5%	15.3%	8.1%	0.6%	7.4%	-0.2%	4.7%	106.08	108.06	104.85	120.80	118.55	0.00	0.00	-8.78	-4.64	8.30
	Rx	5.9%	6.1%	10.8%	7.8%	5.9%	5.9%	11.1%	7.8%	108.00	114.74	121.60	132.78	142.99	0.00	0.00	0.24	0.00	0.00
	Capitation	-1.2%	-14.1%	-1.8%	-0.3%	-1.2%	-14.1%	-1.8%	-0.3%										
	Total	1.0%	-0.9%	14.6%	5.8%	1.0%	5.2%	6.1%	6.2%	385.50	392.52	388.95	445.74	432.79	0.00	0.00	-21.30	6.76	5.83
																	$ -	$ -	

KHPE Small Group - Actual (2b)

	Member Months	PMPM Incurred Claims	Incurred Claims Trend
2019	1,305,670	$ 349.15	
2020	1,281,820	$ 345.96	-0.9%
2021	1,208,123	$ 396.39	14.6%
2022	1,156,647	$ 419.45	5.8%

3. **The following questions are related to the proposed COVID adjustment included in the filing.**

   a. **The 'Q3' tab of the file "KHPE Small Group Response to June 15 Obj.xlsx" provides a summary of the COVID adjustment by month in 2021. Please explain how these adjustments by month were developed.**

The graph provided in our response to Objection 1, Q3 illustrates the magnitude of the various components of COVID claims cost in 2021. We quantify components of trend due to COVID-19 including, COVID-related claims expenses (testing, vaccine, and incurred claims with a COVID diagnosis), as well as deviation of non-COVID claims from normative expected levels. We do not expect any of these components to recur in the same magnitude in 2023.

   c. **Within the exhibit referenced above, please explain how COVID related claims were defined.**

We quantify components of trend due to COVID-19 including, COVID-related claims expenses (testing, vaccine, and incurred claims with a COVID diagnosis), as well as deviation of non-COVID claims from normative expected levels.

- Testing -as measured by submitted diagnostic and antibody COVID-19 test costs
- Vaccine- as measured by submitted vaccination administrative fees
- COVID related claims- as measured by claims with a diagnosis of COVID-19 or related condition. From Incurred March 2020 – May 2020, the Dx codes B97.29 and B34.2 were used as there was no specific Dx code for COVID-19 at that point, and from March 2020 – current the Dx code U07.1 is used (effective 4/1/2020 as per CMS). These Dx codes are indicative of a COVID claim when used in the first 4 positions or certain types of claims (claims with IP and ER place of service, excluding any maternity related) for members with a COVID-positive diagnosis with 2 months of that diagnosis. We also include any claims with procedure code J0248 (Remdesivir), although one would expect them to have a COVID Dx already. If a member had only an Urgent Care or PCP visit with COVID Dx, but the resulting associated lab test was negative, we do not include the associated UC/PCP visit.
- Deviation of non-COVID claims from normative expected levels- When determining the impact of avoided/deferred care in 2020 and 2021, the year 2019 is used as a baseline, which is the most recent full calendar year unaffected by COVID-19. Each month is trended one or two years to include both appropriate expected seasonality in addition to nominal trend levels expected with additional years. For example, January 2019 is used and trended to determine the baseline for future years:
- January 2020 baseline = January 2019 x (1 + 2019 CY Trend)
- January 2021 baseline = January 2019 x (1 + 2019 CY Trend) x (1 + avg nominal CY trend in absence of COVID)

These resulting baseline PMPMs by month are then compared to actual claims development excluding COVID-19 claims, testing, and vaccine cost to determine the differential between "normal" expected care levels and the care levels impacted by avoided/deferred care.

Cover Letter for Responses to July 6 Objection Letter – KHPE Small Group INAC- 133254493
Response Date July 20, 2022

1. **The following questions are related to the projected risk adjustment transfer amount:**
.
   b. **Please compare the projected 2023 risk adjustment transfer amount PMPM to the anticipated 2021 risk adjustment transfer amount PMPM, identifying the specific driver(s) of any differences between the two values and providing detailed support for those differences.**

      The details shown in the columns in Tab Q1 in the attached "KHPE Small Group Response to July 6 Part 2" show the assumed values used to calculate the 2023 risk adjustment.

3. **The following questions are related to the proposed COVID adjustment included in the filing.**
.
   d. **Please confirm that the COVID adjustment was developed across all KHPE and QCC Individual and Small Group business. Please support this methodology.**

      The graph provided in our response to Objection 1, Q5 illustrates the magnitude of the various components of COVID claims cost in 2021. We quantify components of trend due to COVID-19 including, COVID-related claims expenses (testing, vaccine, and incurred claims with a COVID diagnosis), as well as deviation of non-COVID claims from normative expected levels. We do not expect any of these components to recur in the same magnitude in 2023.

6. **The responses to Question 8, Parts c-f are not sufficient as they do not provide specific support for the pricing AV development for the specified plans. Please provide the requested explanations and additional support for the pricing AV development, including an illustrative example demonstrating the development of the Pricing AV for the specified plans, and complete the attached pricing AV development worksheet.**

   Please refer to Tab Q6 in the attached "KHPE Small Group Response to July 6 Part 2".

10. **Please ensure that the 7/14/22 versions of the following items are posted in SERFF with your July 14th response to this data call.**
    a. **Cover Letter identifying all changes made and the reasons for the change. Also, show the revised rate change.**
    b. **PA Actuarial Memorandum**
    c. **PA Actuarial Memorandum Exhibits**
    d. **Department's Plan Design Summary and Rate Template Exhibits (please ensure that the rate template by county is populated with only numeric values – no "NA")**
    e. **URRT**
    f. **Federal Rate Template**
    g. **Part III: Actuarial Memorandum**
    h. **Updated Rate Change Request Summary (Attachment I)**
    i. **Public PDF with limited redactions as previously directed in the Guidance (includes all correspondence and supporting exhibits after the initial submission, in addition to all the above items).**

       Components uploaded to SERFF are current; we have also included an updated Public PDF file.

13. **Please provide an exhibit showing the impact of changes to drug rebates on prescription drug trends, both compared to there being no prescription drug rebates and compared to prescription drug rebates being at prior levels.**

    Please refer to Tab Q13 in the attached "KHPE Small Group Response to July 6 Part 2".

15. **The SMRT files that were provided do not provide sufficient detail as they are locked and many columns of data are hidden. As requested above, please complete the attached Excel table provided in support of the pricing AV factors and relativities.**

    Please see our response to Question 6.

17. **Understanding that metallic AV calculator is not used for pricing and that Area 8 is a relatively high-cost area, please provide an explanation as to why the gold (and platinum) pricing AVs are substantially higher than the corresponding metallic AVs, while the silver and bronze pricing AVs are lower than the corresponding metallic AVs.**

    Please see our responses to questions 6 and 15.

KHPE Small Group

Metal	BMMO	PLRS		ARF	GCF	IDF	AV	Product w Risk	Product w/o Risk
Plat	150,252	1.501		1.536	1.002	1.150	0.900	1.730	1.593
Gold	478,584	1.191		1.505	1.002	1.080	0.800	1.288	1.302
Silver	517,392	0.931		1.517	1.002	1.030	0.700	0.961	1.095
Bronze	28,956	0.747		1.571	1.002	1.000	0.600	0.748	0.945
Total	1,175,184	1.105		1.516	1.002	1.065	0.764	1.187	1.240
Est. StateWide Average		1.188	$ 469.72	1.505	1.00	1.074	0.781	1.276	1.263
								(20.68)	

Table 1: ANOVA results for

Transformation

Market

Source	Transformation
df	1
Sum of squares	0.000
Mean square	0.000
F	0.000
Sig.	0.000
Partial Eta Squared	0.000
Observed Power	0.000
Source	Market
df	1
Sum of squares	0.000
Mean square	0.000
F	0.000
Sig.	0.000
Partial Eta Squared	0.000
Observed Power	0.000
Source	Transformation * Market
df	1
Sum of squares	0.000
Mean square	0.000
F	0.000
Sig.	0.000
Partial Eta Squared	0.000
Observed Power	0.000
Source	Error
df	1
Sum of squares	0.000
Mean square	0.000
F	
Sig.	
Partial Eta Squared	
Observed Power	
Source	Corrected Total
df	1
Sum of squares	0.000
Mean square	0.000
F	
Sig.	
Partial Eta Squared	
Observed Power	

Dependent Variable: Transformation

Source: Data Source: Eurostat (2020)

Month-Year	Total Annual Premium	Incurred Claims	Completion Factors*	Ultimate Incurred Claims	Members	Ultimate Incurred PMPM	Estimated Annual Cost Sharing (Member + HHS)	Prescription Drug Rebates**	Allowed Claims (Net of Prescription Drug Rebates)	Allowed PMPM
Jan-18		$ 37,391,538.59	1.0000	$ 37,391,538.59	115,274	$ 324.37		$ (970,493.68)	$ 43,543,885.37	$ 377.74
Feb-18		$ 34,851,229.47	1.0000	$ 34,851,229.47	114,798	$ 303.59		$ (874,552.42)	$ 40,710,433.52	$ 354.63
Mar-18		$ 35,592,985.65	1.0000	$ 35,592,985.65	113,438	$ 313.77		$ (915,193.61)	$ 41,232,350.47	$ 363.48
Apr-18		$ 37,028,281.47	1.0000	$ 37,028,281.47	112,273	$ 329.81		$ (916,268.54)	$ 42,831,278.36	$ 381.49
May-18		$ 37,938,810.99	1.0000	$ 37,938,810.99	111,764	$ 339.45		$ (919,907.24)	$ 43,874,924.35	$ 392.57
Jun-18		$ 35,895,409.02	1.0000	$ 35,895,409.02	110,911	$ 323.64		$ (860,902.48)	$ 41,384,247.74	$ 373.13
Jul-18		$ 35,784,670.16	1.0000	$ 35,784,670.16	109,868	$ 325.71		$ (932,159.80)	$ 41,124,078.60	$ 374.30
Aug-18		$ 35,491,793.93	1.0000	$ 35,491,793.93	109,391	$ 324.45		$ (971,141.87)	$ 41,101,199.81	$ 375.73
Sep-18		$ 34,692,094.78	1.0000	$ 34,692,094.78	109,163	$ 317.80		$ (887,970.06)	$ 39,590,733.08	$ 362.68
Oct-18		$ 36,936,273.18	1.0000	$ 36,936,273.18	108,663	$ 339.92		$ (965,094.08)	$ 42,558,611.49	$ 391.66
Nov-18		$ 33,829,763.50	1.0000	$ 33,829,763.50	108,603	$ 311.50		$ (953,762.59)	$ 38,879,456.07	$ 358.00
Dec-18	$ 701,191,671.56	$ 34,333,829.11	1.0000	$ 34,333,829.11	109,277	$ 314.19	$ 77,598,996.95	$ (950,022.31)	$ 39,417,009.26	$ 360.71
Jan-19		$ 36,192,715.70	1.0000	$ 36,192,715.70	109,972	$ 329.11		$ (1,012,898.68)	$ 42,485,042.24	$ 386.33
Feb-19		$ 32,224,594.94	1.0000	$ 32,224,594.94	109,681	$ 293.80		$ (900,448.64)	$ 37,742,880.58	$ 344.12
Mar-19		$ 35,927,386.47	1.0000	$ 35,927,386.47	109,448	$ 328.26		$ (984,785.70)	$ 42,044,480.68	$ 384.15
Apr-19		$ 37,078,398.00	1.0000	$ 37,078,398.00	109,291	$ 339.26		$ (1,004,573.87)	$ 43,117,759.99	$ 394.52
May-19		$ 37,442,173.76	1.0000	$ 37,442,173.76	109,219	$ 342.82		$ (1,025,843.93)	$ 43,594,240.12	$ 399.15
Jun-19		$ 33,404,916.91	1.0000	$ 33,404,916.91	108,970	$ 306.55		$ (956,546.93)	$ 38,733,813.54	$ 355.45
Jul-19		$ 35,893,085.08	1.0000	$ 35,893,085.08	108,842	$ 329.77		$ (1,055,933.84)	$ 41,557,231.05	$ 381.81
Aug-19		$ 36,493,011.81	1.0000	$ 36,493,011.81	108,753	$ 335.56		$ (1,034,069.46)	$ 42,122,005.46	$ 387.32
Sep-19		$ 35,277,378.05	1.0000	$ 35,277,378.05	108,646	$ 324.70		$ (1,006,972.61)	$ 40,625,599.21	$ 373.93
Oct-19		$ 37,627,281.64	1.0000	$ 37,627,281.64	108,708	$ 346.13		$ (1,113,787.64)	$ 43,529,490.76	$ 400.43
Nov-19		$ 34,995,713.78	1.0000	$ 34,995,713.78	108,719	$ 321.89		$ (1,047,414.49)	$ 40,334,469.84	$ 371.00
Dec-19	$ 676,249,629.13	$ 35,443,367.98	1.0000	$ 35,443,367.98	109,811	$ 322.77	$ 81,324,973.70	$ (1,110,250.49)	$ 41,184,458.07	$ 375.05
Jan-20		$ 37,723,859.90	1.0000	$ 37,723,859.90	110,499	$ 341.40		$ (2,800,208.24)	$ 42,627,991.53	$ 385.78
Feb-20		$ 36,176,867.06	1.0000	$ 36,176,867.06	110,299	$ 327.99		$ (2,795,196.20)	$ 40,309,425.57	$ 365.46
Mar-20		$ 32,897,395.63	1.0000	$ 32,897,395.63	110,191	$ 298.55		$ (2,792,640.53)	$ 36,540,060.21	$ 331.61
Apr-20		$ 26,223,463.43	1.0000	$ 26,223,463.43	108,849	$ 240.92		$ (2,850,708.14)	$ 28,151,469.03	$ 258.63
May-20		$ 30,555,914.47	1.0000	$ 30,555,914.47	108,198	$ 282.41		$ (2,833,706.62)	$ 33,030,288.51	$ 305.28
Jun-20		$ 34,035,992.42	1.0000	$ 34,035,992.42	107,150	$ 317.65		$ (2,823,663.25)	$ 37,337,190.97	$ 348.46
Jul-20		$ 35,616,002.50	1.0000	$ 35,616,002.50	106,600	$ 334.11		$ (2,941,500.94)	$ 39,165,498.91	$ 367.41
Aug-20		$ 34,785,307.58	1.0000	$ 34,785,307.58	106,136	$ 327.74		$ (2,928,461.03)	$ 38,210,905.61	$ 360.02
Sep-20		$ 35,776,837.59	1.0000	$ 35,776,837.59	105,082	$ 340.47		$ (2,899,186.58)	$ 39,258,826.11	$ 373.60
Oct-20		$ 39,062,995.90	1.0000	$ 39,062,995.90	104,816	$ 372.68		$ (2,970,526.43)	$ 42,825,952.91	$ 408.58
Nov-20		$ 36,527,791.21	1.0000	$ 36,527,791.21	104,237	$ 350.43		$ (2,954,410.86)	$ 39,893,893.37	$ 382.72
Dec-20	$ 666,417,701.50	$ 37,752,782.79	1.0000	$ 37,752,782.79	103,726	$ 363.97	$ 75,921,755.36	$ (2,940,451.81)	$ 41,174,802.28	$ 396.96
Jan-21		$ 48,507,011.96	1.0000	$ 48,507,011.96	103,473	$ 468.79		$ (3,200,587.94)	$ 52,265,991.18	$ 505.12
Feb-21		$ 43,954,635.80	0.9998	$ 43,964,958.53	103,312	$ 425.56		$ (3,195,743.85)	$ 47,165,509.75	$ 456.53
Mar-21		$ 53,996,023.30	0.9997	$ 54,014,456.57	103,079	$ 524.01		$ (3,188,584.41)	$ 58,313,101.45	$ 565.71
Apr-21		$ 51,256,349.80	0.9995	$ 51,282,749.96	102,462	$ 500.51		$ (3,227,802.43)	$ 55,197,666.07	$ 538.71
May-21		$ 49,212,163.20	0.9991	$ 49,254,274.53	101,810	$ 483.79		$ (3,207,231.93)	$ 52,556,140.79	$ 516.22
Jun-21		$ 48,509,490.57	0.9987	$ 48,574,657.91	101,265	$ 479.68		$ (3,189,937.26)	$ 52,250,474.64	$ 515.98
Jul-21		$ 44,732,566.01	0.9979	$ 44,825,432.39	100,546	$ 445.82		$ (3,217,054.37)	$ 48,136,418.37	$ 478.75
Aug-21		$ 47,612,820.65	0.9965	$ 47,778,471.83	100,032	$ 477.63		$ (3,200,905.71)	$ 50,896,889.62	$ 508.81
Sep-21		$ 46,480,872.47	0.9945	$ 46,737,601.15	99,531	$ 469.57		$ (3,184,922.27)	$ 49,325,455.94	$ 495.57
Oct-21		$ 46,390,939.27	0.9906	$ 46,830,091.60	99,034	$ 472.87		$ (3,150,551.86)	$ 49,479,901.10	$ 499.63
Nov-21		$ 46,559,163.36	0.9831	$ 47,347,616.32	98,800	$ 479.23		$ (3,143,234.66)	$ 49,287,990.08	$ 498.87
Dec-21	$ 657,574,537.18	$ 46,358,034.46	0.9695	$ 47,815,162.16	98,447	$ 485.69	$ 78,709,050.14	$ (3,131,422.21)	$ 49,165,603.09	$ 499.41

	MMos	Rx Weight	Total Allowed Claims	Rx Claims	Total Rx Rebates	Rx Allowed Pre-Rebates	Net Rx PMPM	PMPM	Reduced PMPM	Rx Rebate Impact over prior year
2021	1,211,793	21.65%	$ 614,041,142.09	$ 132,931,968.74	$ (38,237,978.90)	$ 171,169,947.64	109.70	141.25	0.776608	4.18%
2020	1,285,783	22.06%	$ 458,526,305.21	$ 101,135,010.38	$ (34,530,660.63)	$ 135,665,671.01	78.66	105.51	0.745472	-17.40%
2019	1,310,060	22.82%	$ 497,071,471.53	$ 113,428,175.10	$ (12,253,526.29)	$ 125,681,701.39	86.58	95.94	0.902503	-0.63%
2018	1,333,423	22.18%	$ 496,248,208.13	$ 110,067,852.56	$ (11,117,468.67)	$ 121,185,321.23	82.55	90.88	0.908261	

Rx weight is the value from Cell HS1 of Tab 1 from the AM Exhibit where each calendar year was the experience period.
(2021 comes from the 2023 Exhibit. 2020 comes from the 2022 Exhibit. etc.)
It is used to calculate the Allowed Rx claims from total Allowed Claims.

Completeness and Redaction Justification Checklist

Issuer Name: Keystone Health Plan East
Market: Small Group HMO
SERFF ID: INAC-133254493

TOC #	Description	Completed (Mark with "X")	Redaction Justification		
			Redacted (Y/N)	Page # in Public PDF	Justification submitted (Y/NA)
Federal Documents Required to Be Filed with PID					
A.2.	RFJ Part I - Unified Rate Review Template	X			
	RFJ Part II – Consumer Friendly Justification				
	RFJ Part III – Actuarial Memorandum	X	Y	37-45	Y
	Federal Rates Template	X			
Summary Documents/Confirmation of HIOS & SERFF Submissions					
A.2.B.	HIOS Submission	X			
A.2.C.	SERFF Submission	X			
A.2.D.	SERFF Rate/Rule Schedule Tab	X			
B.	Cover Letter & PA Bulletin Information	X			
C.	Rate Change Request Summary	X			
PA Actuarial Memorandum and Rate Exhibits					
D.1.A.	Company Information	X	Y	7	Y
D.1.B.	Rate History & Proposed Variation in Rate Changes	X	N	8	N/A
D.1.C.	Average Rate Change	X	N	8	N/A
D.1.D.	Membership Count	X	N	8	N/A
	PA Act. Exhibits Table 1	X	N	16	N/A
D.1.E.	Benefit Changes	X	N	8-9	N/A
D.1.F.	Experience Period Claims & Premium	X	N	9-10	N/A
	PA Act. Exhibits Table 2	X	N	16	N/A
D.1.G.	Credibility of Data	X	N	10	N/A
	PA Act. Exhibits Tables 2b, 3b, 4b (if applicable)	X	N	17	N/A
D.1.H.	Trend Identification	X	N	10	N/A
	PA Act. Exhibits Table 3	X	N	16	N/A
D.1.I.	Historical Experience	X	N	10-11	N/A
	PA Act. Exhibits Table 4	X	N	16	N/A
D.2.A.	Development of PAIR, MAIR and Total Allowed Claims	X	Y	11-12	Y
	PA Act. Exhibits Table 5	X	N	18	N/A
D.2.B.	Retention Items	X	N	12-13	N/A
	PA Act. Exhibits Table 6	X	N	18	N/A
D.2.C.	Normalized Market-Adjusted Projected Allowed Total Claims	X	N	13	N/A
	PA Act. Exhibits Table 7	X	N	18	N/A
D.2.D.	Components of Rate Change	X	N	13	N/A
	PA Act. Exhibits Table 8	X	N	18	N/A
	PA Act. Exhibits Table 9	X	N	18	N/A
D.3.	Plan Rate Development	X	N	13	N/A
	PA Act. Exhibits Table 10	X	N	19	N/A
D.4.	Plan Premium Development for 21-Year-Old Non-Tobacco User	X	N	13	N/A
	PA Act. Exhibits Table 11	X	N	20	N/A
D.5.A.	Age and Tobacco Factors	X	N	13	N/A
	PA Act. Exhibits Table 12	X	N	21	N/A
D.5.B.	Geographic Factors	X	N	14	N/A
	PA Act. Exhibits Table 13	X	N	21	N/A
D.5.C.	Network Factors	X	N	14	N/A
	PA Act. Exhibits Table 14	X	N	21	N/A
D.5.D.	Service Area Composition	X	N	14	N/A
D.5.E.	Composite Rating	X	N	14	N/A
D.6.	Actuarial Certifications	X	Y	14-15	Y
Additional Exhibits					
E.	Department Plan Design Summary & Rate Tables	X	N	22-33	N/A
	Service Area Map	X	N	73	N/A
Redaction Justification (must be submitted if any information is redacted)		X			Y