

UPMC HEALTH PLAN

U.S. Steel Tower
600 Grant Street
Pittsburgh, PA 15219
T 412-454-7500
F 412-454-7520
www.upmchealthplan.com

May 21, 2018

Ms. Tracie Gray
Commonwealth of Pennsylvania Insurance Department
Insurance Product Regulation & Market Enforcement
Actuarial Review Division
Bureau of Life, Accident & Health Insurance
1311 Strawberry Square
Harrisburg, PA 17120


Dear Ms. Gray,

UPMC Health Options, Inc. respectfully requests approval of a rate filing for Individual On and Off Exchange PPO/EPO products. The rates are proposed for effective dates of 1/1/2019 through 12/31/2019.

Company Name/NAIC #: UPMC Health Options, Inc./15345
Market: Individual
On or Off Exchange: On and Off
Effective Date of Coverage: 1/1/2019
Average Rate Change Requested: 4.12% (\$11.38)
Range of Rate Change Requested: -25.74% to 21.26% (-\$71.06 to \$58.69)
Total additional annual revenue generated from the proposed rate change: \$45,423,171
Products Offered: PPO, EPO
Rating Areas Where Plans are Offered: 1, 2, 3, 4, 5, 6, 7, 9 (region 9 added for 2019)
Metal Levels Offered: Catastrophic, Bronze, Silver, Gold, Platinum
Currently Enrolled Lives: 142,829
Currently Enrolled Policyholders: 101,059
Number of Plans Offered in 2019: 39 (7 fewer than 2018)
Corresponding Contract Form #: 663, 664, 667, 671, 672, 673, 674, 675
Binder ID#: UPMC-PA19-125079557
HIOS Issuer ID #: 16322
Submission Tracking #: UPMC-131495924

If you have any questions or require additional information, please call me at 412-454-7849 or email me at lovelymt@upmc.edu.

Sincerely,



Michael Lovely, FSA, CERA, MAAA

Rate Change Summary

UPMC Health Options, Inc. – Individual Plans

Rate request filing ID # UPMC-131495924 - This document is prepared by the insurance company submitting the rate filing as a consumer tool to help explain the rate filing. It is not intended to describe or include all factors or information considered in the review process. For more information, see the filing at <http://www.insurance.pa.gov/Consumers/ACARelatedFilings/>

Overview

Initial requested average rate change:	4.12%
Revised requested average rate change:	2.26%
Range of requested rate change:	-25.49% to 21.67%
Effective date:	1/1/2019
People impacted:	142,829
Available in:	1, 2, 3, 4, 5, 6, 7, 9

How it plans to spend your premium

This is how the insurance company plans to spend the premium it collects in 2019:

Claims:	82.74%
Administrative:	11.42%
Taxes & fees:	2.84%
Profit:	3.00%

Key information

Jan. 2017-Dec. 2017 financial experience

Premiums	\$	580,601,114
Claims	\$	546,197,029
Administrative expenses	\$	60,034,164
Taxes & fees	\$	338,570
Company made (after taxes)	\$	(25,968,650)

The company expects its annual medical costs to increase by approximately 7.2% for 2019.

Explanation of requested rate change

Additional premium is needed to account for the higher cost and utilization of medical services each year. The requested rate change listed above also accounts for uncertainty in the market in 2019 due to the repeal of the Individual Mandate as well as the larger estimated Risk Adjustment payable relative to the prior rate filing for this company.

UPMC HEALTH PLAN

U.S. Steel Tower
600 Grant Street
Pittsburgh, PA 15219
T 412-454-7500
F 412-454-7520
www.upmchealthplan.com

July 16, 2018

Ms. Tracie Gray
Commonwealth of Pennsylvania Insurance Department
Insurance Product Regulation & Market Enforcement
Actuarial Review Division
Bureau of Life, Accident & Health Insurance
1311 Strawberry Square
Harrisburg, PA 17120

Dear Ms. Gray,


UPMC Health Options, Inc. respectfully requests approval of a rate filing for Individual On and Off Exchange PPO/EPO products. The rates are proposed for effective dates of 1/1/2019 through 12/31/2019. The revised filing includes the following changes to the PA Actuarial Memorandum Exhibits:

- 1.) In response to Department question 4, the geographical factors have been corrected to match those calculated in the supporting exhibits and correspondence.*
- 2.) In response to Department question 7, the CSR Defunding Adjustment in Table 10 has been increased from 1.195 to 1.20.*
- 3.) Per request from the Department, the weights implemented in Table 3/3b were corrected to match those in the URRT. As part of this same update, the projected non-EHB PMPM was corrected so that the allowed claims PMPM values in Table 5 and the URRT differ by the corrected non-EHB PMPM amount. Previously, the non-EHB PMPM amount in Table 5 had not been adjusted to account for the Individual Mandate and Change in Network factors.*

Company Name/NAIC #: UPMC Health Options, Inc./15345
Market: Individual
On or Off Exchange: On and Off
Effective Date of Coverage: 1/1/2019
Average Rate Change Requested: 2.26% (\$6.25)
Range of Rate Change Requested: -25.49% to 21.67% (-\$70.37 to \$59.81)
Total additional annual revenue generated from the proposed rate change: \$24,935,765
Products Offered: PPO, EPO
Rating Areas Where Plans are Offered: 1, 2, 3, 4, 5, 6, 7, 9 (region 9 added for 2019)
Metal Levels Offered: Catastrophic, Bronze, Silver, Gold, Platinum
Currently Enrolled Lives: 142,829
Currently Enrolled Policyholders: 101,059
Number of Plans Offered in 2019: 39 (7 fewer than 2018)
Corresponding Contract Form #: 663, 664, 667, 671, 672, 673, 674, 675
Binder ID#: UPMC-PA19-125079557
HIOS Issuer ID #: 16322
Submission Tracking #: UPMC-131495924

If you have any questions or require additional information, please call me at 412-454-7849 or email me at lovelymt@upmc.edu.

Sincerely,



Michael Lovely, FSA, CERA, MAAA

PA Actuarial Memorandum - Redacted

Basic Information and Data

The purpose of this actuarial memorandum is to provide certain information related to a rate submission for the company identified below. The relevant index rate is developed in accordance with federal regulations, and plan specific premiums are generated using the allowable modifiers in accordance with the single risk pool rule.

Company Information

The following section provides information related to the identification of the company that is submitting this rate filing. Much of this information is also displayed in Table 0 of the PA Actuarial Memorandum Exhibits.

Company Legal Name: UPMC Health Options, Inc.

NAIC #: 15345

HIOS Issuer ID: 16322

Market: Individual

Exchange: On and Off Exchange

Products: PPO, EPO

Effective Date: 1/1/2019

Company Contact Information:

[This information redacted for publication.]

Filing Information:

Rate Filing SERFF Tracking #: UPMC-131495924

Form Filing SERFF Tracking #: UPMC-131490414, UPMC-131490419, UPMC-131490510, UPMC-131490516,
UPMC-131490527, UPMC-131490549, UPMC-131490571, UPMC-131490560

Binder SERFF Tracking #: UPMC-PA19-125079557

Rate History and Proposed Variations in Rate Changes

Historical and proposed rate changes vary by plan due to various changes made to meet AV requirements on a plan-by-plan basis. The values listed below and overall proposed rate change for 2019 are weighted averages of the increase for each plan based on projected enrollment. Please see Table 10 of the PA Actuarial Memorandum Exhibits for a breakdown of plan-by-plan rate increases.

SERFF Tracking #	Year	Rate Change
UPMC-130071357	2016	9.7%
UPMC-130536844	2017	26.5%
UPMC-131034732	2018	41.2%

Average Rate Change

The average rate change displayed in Table 10, column AC, of the PA Actuarial Memorandum Exhibits is 2.3%. The change in 21-year-old non-tobacco premium PMPM calculated in table 11, cell AN13, of the PA Actuarial Memorandum Exhibits is 3.2%. The percent increase over Experience Period calculated in cell V45 on worksheet 1 of the URRT is 41.69%. The annualized percent increase calculated in cell V46 on worksheet 1 of the URRT is 19.04%.

Membership Count

Various breakdowns of the membership count for the captioned company and market are displayed in Table 1 of the PA Actuarial Memorandum Exhibits. Please see Exhibit 9 of the Supporting Exhibits for the calculation of the member months in the projection period shown in Table 1 as well as our projected enrollment by subsidy level for silver plans. Projected 2019 enrollment for each subsidy level for a given SCID is calculated by using the portions of current membership (as of February 2018) in each subsidy level multiplied by the total projected enrollment for the given SCID. For new plans, projected enrollment in each subsidy level was calculated using the portions of current enrollment for the entire metal level. Exhibit 9 also displays enrollment projections by rating area for each plan.

Benefit Changes

A table with these changes has been included in Appendix I. No plans have actuarial values that fall in the expanded de minimis range.

Experience Period Claims and Premium

Claims and premium data for all non-grandfathered policies in the single risk pool for the captioned company and market from the experience period (January 2017 - December 2017) with three months of run-out are displayed in Table 2 of the PA Actuarial Memorandum Exhibits. This section provides a discussion of each field in the table and its relation to the corresponding fields on the URRT. Please note that no data for transitional policies is included in this table since transitional policies were not offered by this company and market in 2017.

Earned Premium:

This represents the revenue accumulated by the captioned company and market during the experience period. No adjustments were made for MLR rebates as we do not anticipate owing them. HHS cost-sharing is not included in the premium data. Please note that the earned premium listed in Table 2 does match the total premium listed in section I, worksheet 1 of the URRT because the value in the URRT does not include estimated Risk Adjustment receivables/payments per federal instructions.

Paid Claims:

This field includes uncompleted paid medical, pharmacy, pediatric dental, and pediatric vision experience period claims for the captioned company and market.

Ultimate Incurred Claims:

This field includes completed paid medical and pharmacy experience period claims for the captioned company and market. We used the standard Development/Completion Factor Method to calculate IBNR. Factors were calculated using our entire ACA-related Individual block of business and no unexpected factors were observed. Because three months run-out is available the impact of IBNR is minimal. The completion factors used are displayed in the table below. Please note that the ultimate incurred claims shown in Table 2 do not match the total incurred claims displayed in section I, worksheet 1 of the URRT because the value in the URRT equals the ultimate incurred claims less total prescription drug rebates listed in Table 2 and HHS cost-sharing.

Month	Completion Factor
1/1/2017	0.9973
2/1/2017	0.9973
3/1/2017	0.9972
4/1/2017	0.9976
5/1/2017	0.9971
6/1/2017	0.9956
7/1/2017	0.9935
8/1/2017	0.9908
9/1/2017	0.9871
10/1/2017	0.9830
11/1/2017	0.9768
12/1/2017	0.9627

Member Months:

The sum of the experience period member months shown in Table 1 is also displayed in Table 2 and matches the value shown in section I, worksheet 1 of the URRT.

Estimated Cost Sharing:

This field represents the difference between allowed claims and ultimate incurred claims in Table 2. Please note that for this field as well as the ultimate incurred claims field discussed above, the totals do not match those displayed in Table 4. In Table 4, the completion factors are applied to incurred claims to generate the ultimate incurred claims. The incurred claims consist of both medical and pharmacy claims. For our internal calculations, we do not apply completion factors to pharmacy claims, but it is not possible to do this given the way Table 4 is set up. Table 2 reflects the claims data from our internal calculations, which leads to the disparity between the observed values.

Allowed Claims:

This field includes allowed medical and pharmacy experience period claims as well as pediatric dental and vision claims from the experience period for the captioned company and market. Allowed medical claims and pediatric vision claims are pulled directly from our data warehouse. Pediatric dental claims are administered and paid by Dominion Dental. We receive a separate report from Dominion with the claim detail. Please note that the allowed claims shown in Table 2 do not match the total allowed claims displayed in section I, worksheet 1 of the URRT because the value in the URRT equals the allowed claims less total prescription drug rebates listed in Table 2.

Non-EHB portion of Allowed Claims:

This field displayed the amount of allowed experience period claims that can be attributed to non-EHBs for the captioned market and company.

Total Prescription Drug Rebates:

This field shows the amount of prescription drug rebates received for the captioned company and market during the experience period. Pharmacy rebates have been removed from the total incurred and allowed claims displayed in section I, worksheet 1 of the URRT.

Total EHB Capitation:

No benefits were paid for via capitation during the experience period.

Total Non-EHB Capitation:

No benefits were paid for via capitation during the experience period.

Estimated Risk Adjustment:

Experience period Risk Adjustment was estimated to be a payment of \$40,295,766 per suggestion from the Pennsylvania Insurance Department based on data accrued through April 2018, which translates to a PMPM of \$24.51. Based on this estimate and past experience, we believe this value is a reasonable estimate until the actual values are released later this year.

Loss Ratio:

The loss ratio calculated in Table 2 is 94.07%.

Credibility of Data

Based on a large member month count of 1,643,818 during the experience period, we believe this data is credible enough to use 100%, just as was concluded in prior filings for this company and market. Because of this, the manual data displayed in tables 2b, 3b, and 4b in the PA Actuarial Memorandum Exhibits match the data displayed in tables 2, 3, and 4.

Trend Identification

The overall annual trend used in rate development is 7.21%. Historical allowed claims for our entire block of commercial business were used to develop year over year trend factors for use in the projected rates. The large enrollment count and consistent makeup of this population make it appropriate for use in trend development for this filing. Service categories were defined to be consistent with the URRT instructions. Please see Tables 3 and 3b of the PA Actuarial Memorandum Exhibits for trend development calculations. Please note that the minor changes made to benefit designs in order to keep plan actuarial values within the allowed ranges were not significant enough to warrant an adjustment for induced demand with regard to trend, so the induced demand column has been populated with zeroes in Tables 3 and 3b. Please see Exhibit 10 of the Supporting Exhibits for trend development.

Historical Experience

Historical data from the four most recent calendar years for the captioned company and market with three months of run-out are provided in Table 4. Allowed claims were developed using the same manner described above for Table 2. The historical data listed in Table 4b belongs to our entire block of ACA-related Individual business and is identical to the data in Table 4. Data for transitional policies was not included in Table 4.

Rate Development & Change

Projected Index Rate, Market-Adjusted Index Rate, & Total Allowed Claims

Table 5 of the PA Actuarial Memorandum Exhibits shows the development of the projected index rate, Market-Adjusted Index Rate, and projected total allowed claims. Detailed discussions on the development of each quantity are provided below.

Index Rate:

For this filing, the Index Rate of the Experience Period is calculated from the captioned company's fully-credible experience period EHB claims data for the single risk pool in the state market, which is demonstrated in Table 2 of the PA Actuarial Memorandum Exhibits. The Index Rate of the Projection Period is then calculated in Table 5 by first applying two years of 7.21% annual trend to the Index Rate of Experience Period. Due to current uncertainty surrounding the market in 2019 due to the repeal of the Individual Mandate, it has been required by the Pennsylvania Insurance Department that an assumption for increased morbidity of the single risk pool be implemented for the projection period. A 6% increase in morbidity has been applied in the filing to account for this.

An adjustment factor of 1.090 to account for changes in network costs is then applied to get from the single risk pool population to the plan offerings of this specific segment. This factor is the product of the geographic calibration factor calculated in Exhibit 6 of the Supporting Exhibits and an additional factor (1.019), which accounts for increases in the provider fee schedules that have been implemented between the experience and projection periods. The provider networks included in this filing have undergone significant expansion since the experience period. This particular factor was applied to account for this expansion. UPMC's Premium Network provided coverage in rating areas 1, 2, 4, 5, and 6 during the experience period, but has since expanded to include rating area 3, 7, and 9, as well as additional counties in rating area 6 located near the eastern border of Pennsylvania. The Partner Network originally offered coverage in rating areas 1, 4, and 5, but has also expanded to include some counties in rating area 3. Projected costs are expected to increase due to this expansion. A factor to account for this projected increase was developed using the proposed rating area factors and projected enrollment in each rating area for 2019 as shown in Exhibit 6 of the Supporting Exhibits. This factor has been applied to each benefit category in the Other adjustment column in section II, worksheet 1 of the URRT.

No other adjustments have been applied to the index rate. The average age for our 2017 experience period Individual risk pool was 43.5 with an average premium factor of 1.81. This is comparable to our 2018 experience so far with age 44.2 and premium factor 1.84. This change in factors is small enough that the insured population is considered to be stable, and no additional adjustment for demographics was deemed necessary. In addition

to this, no adjustment was applied to account for the regulation that prohibits charging for more than three children per family since this would have minimal cost impact. Please note that the Index Rate of Projection Period of \$570.15 shown in Table 5 matches the corresponding value shown in section III, worksheet 1 of the URRT.

Market-Adjusted Index Rate:

The Projected Index Rate is adjusted by adding estimates for Risk Adjustment and Marketplace fees (with impacts and costs spread across the whole risk pool) to obtain the projected Market Adjusted Index Rate. Projection period Risk Adjustment PMPM has been estimated to be a payment of \$24.66, which is displayed in section III, worksheet 1 of the URRT and Table 5. Please see Exhibit 1 of the Supporting Exhibits for the derivation of the risk adjustment PMPM amounts for both the experience and projection period. This value was calculated using the data discussed in the Estimated Risk Adjustment section above. \$1.80 PMPY has been subtracted as a projected amount for the Risk Adjustment Administration Fee since this was the value published by HHS. The net amount after accounting for the fee is subtracted from the Index Rate of the Projection Period as part of the calculation of the Market Adjusted Index Rate. For the URRT and Table 5 of the PA Actuarial Memorandum Rate Exhibits, it was entered as a positive number because the calculation subtracts this value.

The member-weighted average of a 3.5% Marketplace User Fee for Marketplace enrollees combined with 0% for non-Marketplace enrollees calculates to 2.2%. This load is developed based on fees from on-exchange policies, but is spread over all policies uniformly. This translates to a PMPM of \$11.85, which was entered as a positive value in Table 5 since the calculation adds this value. The effect for both adjustments is an increase in premium as additional revenue will be required to cover the anticipated payments.

Total Allowed Claims:

The Market-Adjusted Index Rate is further modified to develop the projected total allowed claims PMPM by adding the projected allowed non-EHB claims PMPM. Benefits that were offered outside EHB include routine foot care and acupuncture. The projected allowed claims for these benefits is \$1.25 PMPM.

Retention Items

Retention items related to this filing are shown in Table 6 of the PA Actuarial Memorandum Exhibits. Detailed discussions on each item are provided below.

Administrative Expenses:

Administrative costs of 11.42% of premium have been displayed in Table 6 and the URRT. These expenses are taken from our 2017 Supplemental Health Care Exhibit (SHCE). They are broken out by lines of business and market segments matching this filing and thus are appropriate for use. Differences between the SHCE and section I, worksheet 1 of the URRT stem from the fact that the SHCE include restatements of estimates from the prior year, while the URRT only contains actual experience from 2017 (experience period). The data for Individual Health Options in Part 1 of the SHCE is all ACA-related.

Please note that the portion of required revenue accounting for Quality Improvement (QI) Initiatives has increased from a projection of 0.38% in 2018 to a projection of 2.57% in 2019 due to observed increases in QI

costs in the Individual market. Following extensive preliminary QI evaluation activity in prior non-profitable years, during which financial resource allocation to advance additional QI programming in this product was necessarily limited, UPMCHP has now fully implemented an ongoing QI program with network providers. Given increased understanding and orientation toward both QI targets and clinical needs of the ACA population, we anticipate robust performance among our participating providers in this regard, resulting in a commensurate material increase to overall QI program expenditures in 2019.

[This information redacted for publication.]

Taxes and Fees:

Taxes and Fees decreased from 3.43% in 2018 to 0.63% in 2019 to account for the expiration of the PCORI Fee as well as the moratorium on the Health Insurance Tax for 2019. Please note that the Risk Adjustment Administration Fee was not included in the Taxes and Fees field. As noted above in the Market-Adjusted Index Rate section, Marketplace user fees are applied as an adjustment to the Index Rate at the market level. Because of this, the Taxes and Fees value listed in Table 6 will not match the corresponding field in the URRT since the federal instructions specify that Marketplace user fees should be included in this field in the URRT. Adding the diluted Marketplace user fee of 2.2% to the value in Table 6 reconciles this value to the one included in the URRT.

Profit/Contingency:

The projected profit margin for this company will increase from 0% in 2018 to 3% in 2019. This value is listed in both Table 6 and the URRT. The same level of profit margin is expected for each plan included in this filing.

Projected Loss Ratio

The projected period loss ratio, using the federally-prescribed MLR methodology without the credibility adjustment, is 86.9%, as shown in Exhibit 11 of the Supporting Exhibits.

Normalized Market-Adjusted Projected Allowed Total Claims

Normalization factors for 2018 and 2019 are provided in Table 7 of the PA Actuarial Memorandum Exhibits. 2018 factors have been taken from the prior rate filing of the captioned company and market. Detailed discussion on each of the 2019 factors are provided below.

Average Age Factor:

The average age factor was calculated using our projected Individual market population with the prescribed HHS Age Factors for 2019. We pulled them in summary alongside network and area data in order to back out age factor differences when determining network/area factors. It was assumed this represents the age distribution of the entire single risk-pool. The number of members under each age bracket was multiplied by the corresponding HHS Age Factor. These were then summed and divided by the total number of members to obtain the average age factor. The average age factor is 1.84 and average age was 43.5 during the experience period. Please see Exhibit 5 in the Supporting Exhibits for the calculation of this factor.

Average Geographic Factor:

The calibration factor of 1.070 was calculated as the weighted average of the geographical factors using

projected enrollment for the single risk pool, as shown in Exhibit 6 of the Supporting Exhibits. Please see the Geographic Factors section below for a discussion on the development of factors applied for each rating area.

Average Tobacco Factor:

The average tobacco factor was calculated using projected membership. The member-weighted average of a 2.5% load applied for enrollees who qualify as tobacco users combined with a 0% load for non-tobacco users yields an average tobacco factor of 1.002. The derivation of this factor is shown below.

Tobacco Status	Feb 2018 Members	Split	Tobacco Factor	Calibration Factor
Non-User	130,935	91.7%	1.000	0.917
User	11,897	8.3%	1.025	0.085
Total	142,832	100.0%		1.002

Average Benefit Richness:

Benefit richness factors were calculated so that the average value is 1.0 when weighted with projected membership. This normalization is demonstrated in Exhibit 3b of the Supporting Exhibits. These factors do not normalize to 1.0 in Table 10 of the PA Actuarial Memorandum Exhibits because this table uses current enrollment for normalization. Projected enrollment is more appropriate for this purpose due to recent changes in network and plan offerings under this company.

Average Network Factor:

Network factors were selected so that the average value is 1.0 when weighted with projected membership. This normalization is demonstrated in Exhibit 4 of the Supporting Exhibits.

Components of Rate Change

Data to support the calculation of the components of the rate change is presented in Tables 8 and 9 of the PA Actuarial Memorandum Exhibits. Values presented in the 2018 columns have been taken from this company's 2018 rate filing.

Plan Rate Development

Table 10 of the PA Actuarial Memorandum Exhibits has been populated as described in federal and state guidance to develop 2019 Plan Adjusted Index Rates. The allowable modifiers that make up the AV Pricing Values are described below. Please see Exhibit 8 of the Supporting Exhibits for a demonstration that plan premiums are in proportion to the AV Pricing Values. The AV Pricing Values for each metal level are similar for 2019.

Plan Actuarial Value:

The AV for each plan was determined by the issuer's own pricing model based on experience from UPMC's fully-insured commercial block of business.

Benefit Richness (induced demand)

Please see Exhibit 3a in the Supporting Exhibits for the induced utilization exhibit. Please note that the average tobacco factor was set to 1.0 in Exhibit 3a since the tobacco surcharge adjustment was removed from Table 10 for 2019, which means that this factor should not be included in the induced utilization development. The benefit richness adjustment was used to keep relativities between plans similar to what they were in the previous year and account for differences in induced demand between plans with different metal levels. This will minimize rate increase variations by plan and consumer confusion that could result. In addition, current loss ratios exhibit significant variation between metal levels, which suggests a wider variation is necessary than what is indicated in the company-determined Pricing AV.

Benefits in addition to EHBs

Benefits that will be offered outside EHB include routine foot care and acupuncture. The projected allowed claims for these benefits is \$1.25 PMPM. The adjustment factor of 1.002 included in Table 10 has been derived by adding the aforementioned PMPM to the projected index rate for 2019 and dividing this total by the same index rate, causing the adjustment to be applied uniformly to all plans. This load has not changed from the prior filing.

Provider Network

Please see the Network Factors section below for a discussion on the development of the provider network factor applied in Table 10.

Catastrophic Eligibility

No adjustments were made for catastrophic plans. Current enrollment is minimal and not credible.

Non-Funding of CSR Adjustment

To account for the elimination of funding for cost-share reduction subsidies, the Pennsylvania Insurance Department has allowed the rates for all silver plans offered both on and off the Federal Marketplace be increased by a factor of 1.20 in Table 10 of the Actuarial Memorandum Rate Exhibits. Additional off-exchange only silver plans have been included for 2019 to minimize disruption to non-subsidized members enrolled in silver plans.

Plan Premium Development for 21-Year-Old Non-Tobacco User

Table 11 of the PA Actuarial Memorandum Exhibits has been populated as described in federal and state guidance. Please see Exhibit 7 of the Supporting Exhibits for historical rate changes for this company and market for a 21-year-old non-tobacco user.

Plan Factors

Age and Tobacco Factors

As indicated in Table 12 of the PA Actuarial Memorandum Exhibits, the default federal standard age curve for 2019 is used in the development of the Consumer Adjusted Premium Rates. A tobacco load of 2.5% will be used for all age bands in the Individual market in 2019. This load has not changed from 2018.

Geographic Factors

The geographic rating areas used within this filing are the same as those defined by the state. We believe the differences in cost between network factors are the driving force behind current cost differentials at the plan level in western Pennsylvania, where this company has offered coverage for many years. Therefore, we decided to vary our network factors and keep all rating area factors for rating areas 1, 2, 4, and 5 identical in 2018 and they will remain this way for 2019. In prior years, the only county in rating area 6 that this company has offered coverage is Centre county. However, in 2019, coverage will be expanding to additional counties in this rating area located in the far eastern regions of Pennsylvania. Since it is likely that these counties will exhibit notably different cost characteristics than Centre county alone, the factor for rating area 6 has been changed from 1.0 in 2018 to 1.343 in 2019. The new factor was developed using provider fee schedules from the eastern counties as opposed to historical claims. This same methodology was used to calculate the factors for rating areas 3, 7, and 9, implying that the proposed factors are based solely on cost differences by region due to differences in provider reimbursement and geographic variation in the delivery of medical services, and excluding differences in morbidity. The factors for rating areas 3 and 7 are the same as those implemented in 2018, while 2019 will be this company's first year offering coverage to members in rating area 9.

Network Factors

Network factors for 2019 were calculated to reflect cost differentials between networks and to ensure normalization using projected membership, as demonstrated in Exhibit 4 of the Supporting Exhibits. The current and proposed network factors are also shown in Table 14 of the PA Actuarial Memorandum Exhibits. An additional decrease was implemented in the Tower Network factor. UPMC has a closer relationship with providers in this particular network as opposed to those in the broader Premium Network. The decrease in the Tower Network factor accounts for anticipated improvements in utilization management that result from this close relationship with providers.

Service Area Composition

Table 13 of the PA Actuarial Memorandum Exhibits shows the counties in which plans will be offered in 2019. Due to this company's recent expansion in this market, coverage will be offered in rating areas 3, 7, and 9 in 2019. Service area maps for 2018 and 2019 have been uploaded in the Supporting Documentation section in SERFF.

Composite Rating

No composite rating is used with these plans.

Warning Alerts

Cell A83 on worksheet 2 of the URRRT displays warning alert. This occurs because the total projected premium calculated on worksheet 1 is done at the market level, while the value calculated on worksheet 2 is done at the plan level. The plan-level calculation includes adjustments to the projected premium for factors such as the CSR Defunding Adjustment, non-EHB benefits, provider network, and induced demand, while the market-level calculation does not include these adjustments.

List of Supporting Exhibits

Supporting exhibits have been included with the rate filing to assist with the review process. Below is a list summarizing the contents of each exhibit.

- Exhibit 1: Development of Risk Adjustment PMPM for Experience and Projection Periods
- Exhibit 2: Derivation of Broker Fee
- Exhibit 3a: Induced Utilization Derivation
- Exhibit 3b: Induced Utilization Normalization
- Exhibit 4: Development of Network Factors
- Exhibit 5: Derivation of Age Calibration Factor
- Exhibit 6: Derivation of Geographical Calibration Factor
- Exhibit 7: Historical Changes in Consumer Adjusted Premium Rate for Age 21, Non-tobacco User
- Exhibit 8: Proportion of Plan Adjusted Index Rates and AV Pricing Values
- Exhibit 9a: Development of Projected Enrollment by Network and Metal Level
- Exhibit 9b: Development of Projected Enrollment by Plan and Subsidy Level
- Exhibit 9c: Projected Enrollment by Rating Area
- Exhibit 10: Derivation of Annual Trend
- Exhibit 11: Derivation of Projection Period MLR
- Exhibit 12: Terminated Plan Mapping

Actuarial Certification

I, [REDACTED] am a Member of the American Academy of Actuaries. I am currently a Manager in the Actuarial Services department for UPMC Health Plan. I certify that:

- All factor, benefit and other changes from the prior approved filing have been disclosed in this actuarial memorandum.
- New plans cannot be considered modifications of existing plans under the uniform modification standards in 45 CFR 147.106.
- The information presented in the PA Actuarial Memorandum and PA Actuarial Memorandum Rate Exhibits is consistent with the information presented in the 2019 Rate Filing Justification.
- The projected Index Rate is:
 - a. In compliance with all applicable state and Federal statutes and regulations (45 CFR 156.80 and 147.102)
 - b. Developed in compliance with the applicable Actuarial Standards of Practice
 - c. Reasonable in relation to the benefits provided and the population anticipated to be covered
 - d. Neither excessive nor deficient
- The Index Rate and only the allowable modifiers as described in 45 CFR 156.80(d)(1) and 156.80(d)(2) were used to generate plan level rates.
- The percent of total premium that represents EHB included in Worksheet 2, Sections III and IV, was calculated in accordance with actuarial standards of practice.
- The geographic rating factors reflect only differences in the costs of delivery and do not include differences for population morbidity by geographic area.
- The AV Calculator was used to determine the AV Metal Values shown in Worksheet 2 of the Part I URRT for all plans except those specified in the certification.

7/16/2018

Date

Appendix I

<u>SCID</u>	<u>Company</u>	<u>Market</u>	<u>Metal</u>	<u>Summary of Changes from 2018</u>
16322PA0050035	UPMC Health Options	IND	Platinum	No changes made
16322PA0050107	UPMC Health Options	IND	Platinum	No changes made
16322PA0040012	UPMC Health Options	IND	Platinum	No changes made
16322PA0050033	UPMC Health Options	IND	Gold	Increased Generic copay from \$10 to \$25; Increased Preferred Brand copay from \$45 to \$50; Increased
16322PA0050106	UPMC Health Options	IND	Gold	Increased Generic copay from \$10 to \$25; Increased Preferred Brand copay from \$45 to \$50; Increased
16322PA0040010	UPMC Health Options	IND	Gold	Increased Generic copay from \$10 to \$25; Increased Preferred Brand copay from \$45 to \$50; Increased
16322PA0050118	UPMC Health Options	IND	Tower Gold \$800	Increased Generic copay from \$10 to \$25; Increased Preferred Brand copay from \$45 to \$50; Increased
16322PA0050031	UPMC Health Options	IND	Silver \$3,500 CSR 94	Increased deductible from \$150 to \$175; Increased MOOP from \$1,000 to \$1,250
16322PA0050031	UPMC Health Options	IND	Silver \$3,500 CSR 87	Increased deductible from \$1,250 to \$1,450; Increased MOOP from \$2,450 to \$2,600; Increased PCP copay from
16322PA0050031	UPMC Health Options	IND	Silver \$3,500 CSR 73	Increased Rx Deductible from \$150 to \$250; Overall coinsurance decreased from 100% to 90%; MOOP increased
16322PA0050031	UPMC Health Options	IND	Silver \$3,500	Increased Rx Deductible from \$150 to \$250; Overall coinsurance decreased from 100% to 90%; MOOP increased
16322PA0050104	UPMC Health Options	IND	Silver \$3,500 94 CSR	Increased deductible from \$150 to \$175; Increased MOOP from \$1,000 to \$1,250
16322PA0050104	UPMC Health Options	IND	Silver \$3,500 CSR 87	Increased deductible from \$1,250 to \$1,450; Increased MOOP from \$2,450 to \$2,600; Increased PCP copay from
16322PA0050104	UPMC Health Options	IND	Silver \$3,500 CSR 73	Increased Rx Deductible from \$150 to \$250; Overall coinsurance decreased from 100% to 90%; MOOP increased
16322PA0050104	UPMC Health Options	IND	Silver \$3,500	Increased Rx Deductible from \$150 to \$250; Overall coinsurance decreased from 100% to 90%; MOOP increased

16322PA0040008	UPMC Health Options	IND	Silver \$3,500 94 CSR	Increased deductible from \$150 to \$175; Increased MOOP from \$1,000 to \$1,250
16322PA0040008	UPMC Health Options	IND	Silver \$3,500 CSR 87	Increased deductible from \$1,250 to \$1,450; Increased MOOP from \$2,450 to \$2,600; Increased PCP copay from
16322PA0040008	UPMC Health Options	IND	Silver \$3,500 CSR 73	Increased Rx Deductible from \$150 to \$250; Overall coinsurance decreased from 100% to 90%; MOOP increased
16322PA0040008	UPMC Health Options	IND	Silver \$3,500	Increased Rx Deductible from \$150 to \$250; Overall coinsurance decreased from 100% to 90%; MOOP increased
16322PA0050117	UPMC Health Options	IND	Tower Silver \$3,500 94 CSR	Increased deductible from \$150 to \$175; Increased MOOP from \$1,000 to \$1,250
16322PA0050117	UPMC Health Options	IND	Tower Silver \$3,500 87 CSR	Increased deductible from \$1,250 to \$1,450; Increased MOOP from \$2,450 to \$2,600; Increased PCP copay from
16322PA0050117	UPMC Health Options	IND	Tower Silver \$3,500 73 CSR	Increased Rx Deductible from \$150 to \$250; Overall coinsurance decreased from 100% to 90%; MOOP increased
16322PA0050117	UPMC Health Options	IND	Tower Silver \$3,500	Increased Rx Deductible from \$150 to \$250; Overall coinsurance decreased from 100% to 90%; MOOP increased
16322PA0050030	UPMC Health Options	IND	Silver \$1,750 CSR 94	No changes made
16322PA0050030	UPMC Health Options	IND	Silver \$1,750 CSR 87	Increased deductible from \$600 to \$700; Increased MOOP from \$2,450 to \$2,600
16322PA0050030	UPMC Health Options	IND	Silver \$1,750 CSR 73	Deductible decreased from \$1,425 to \$1,400; RX deductible increased from \$200 to \$250; MOOP increased from
16322PA0050030	UPMC Health Options	IND	Silver \$1,750	Deductible decreased from \$1,425 to \$1,400; RX deductible increased from \$200 to \$250; MOOP increased from
16322PA0050103	UPMC Health Options	IND	Silver \$1,750 CSR 94	No changes made
16322PA0050103	UPMC Health Options	IND	Silver \$1,750 CSR 87	Increased deductible from \$600 to \$700; Increased MOOP from \$2,450 to \$2,600
16322PA0050103	UPMC Health Options	IND	Silver \$1,750 CSR 73	Deductible decreased from \$1,425 to \$1,400; RX deductible increased from \$200 to \$250; MOOP increased from

16322PA0050103	UPMC Health Options	IND	Silver \$1,750	Deductible decreased from \$1,425 to \$1,400; RX deductible increased from \$200 to \$250; MOOP increased from
16322PA0040007	UPMC Health Options	IND	Silver \$1,750 CSR 94	No changes made
16322PA0040007	UPMC Health Options	IND	Silver \$1,750 CSR 87	Increased deductible from \$600 to \$700; Increased MOOP from \$2,450 to \$2,600
16322PA0040007	UPMC Health Options	IND	Silver \$1,750 CSR 73	Deductible decreased from \$1,425 to \$1,400; RX deductible increased from \$200 to \$250; MOOP increased from
16322PA0040007	UPMC Health Options	IND	Silver \$1,750	Deductible decreased from \$1,425 to \$1,400; RX deductible increased from \$200 to \$250; MOOP increased from
16322PA0050105	UPMC Health Options	IND	Silver HSA (Off Marketplace Only)	Increased MOOP from \$4,300 to \$5,000; Changed PCP from subject to Deductible + Coinsurance to just
16322PA0050108	UPMC Health Options	IND	Silver HSA (Off Marketplace Only)	Increased MOOP from \$4,300 to \$5,000; Changed PCP from subject to Deductible + Coinsurance to just
16322PA0040025	UPMC Health Options	IND	Silver HSA (Off Marketplace Only)	Increased MOOP from \$4,300 to \$5,000; Changed PCP from subject to Deductible + Coinsurance to just
16322PA0050029	UPMC Health Options	IND	Silver \$0 CSR 94	No changes made
16322PA0050029	UPMC Health Options	IND	Silver \$0 CSR 87	Increased MOOP from \$2,450 to \$2,600
16322PA0050029	UPMC Health Options	IND	Silver \$0 CSR 73	Increased Rx deductible from \$75 to \$250; Increased MOOP from \$5,850 to \$6,300; Inpatient hospital services and
16322PA0050029	UPMC Health Options	IND	Silver \$0	Increased Rx deductible from \$75 to \$250; Increased MOOP from \$5,850 to \$6,300; Inpatient hospital services and
16322PA0050102	UPMC Health Options	IND	Silver \$0 CSR 94	No changes made
16322PA0050102	UPMC Health Options	IND	Silver \$0 CSR 87	Increased MOOP from \$2,450 to \$2,600
16322PA0050102	UPMC Health Options	IND	Silver \$0 CSR 73	Increased Rx deductible from \$75 to \$250; Increased MOOP from \$5,850 to \$6,300; Inpatient hospital services and

16322PA0050102	UPMC Health Options	IND	Silver \$0	Increased Rx deductible from \$75 to \$250; Increased MOOP from \$5,850 to \$6,300; Inpatient hospital services and
16322PA0040006	UPMC Health Options	IND	Silver \$0 CSR 94	No changes made
16322PA0040006	UPMC Health Options	IND	Silver \$0 CSR 87	Increased MOOP from \$2,450 to \$2,600
16322PA0040006	UPMC Health Options	IND	Silver \$0 CSR 73	Increased Rx deductible from \$75 to \$250; Increased MOOP from \$5,850 to \$6,300; Inpatient hospital services and
16322PA0040006	UPMC Health Options	IND	Silver \$0	Increased Rx deductible from \$75 to \$250; Increased MOOP from \$5,850 to \$6,300; Inpatient hospital services and
16322PA0050120	UPMC Health Options	IND	Silver \$2,000 (Off-marketplace only)	Deductible increased from \$1,800 to \$2,000; Rx Deductible increased from \$200 to \$250; MOOP increased from
16322PA0050121	UPMC Health Options	IND	Silver \$2,000 (Off-marketplace only)	Deductible increased from \$1,800 to \$2,000; Rx Deductible increased from \$200 to \$250; MOOP increased from
16322PA0040037	UPMC Health Options	IND	Silver \$2,000 (Off-marketplace only)	Deductible increased from \$1,800 to \$2,000; Rx Deductible increased from \$200 to \$250; MOOP increased from
16322PA0050100	UPMC Health Options	IND	Bronze \$6,950	Increased MOOP from \$7,350 to \$7,900
16322PA0050101	UPMC Health Options	IND	Bronze \$6,950	Increased MOOP from \$7,350 to \$7,900
16322PA0040024	UPMC Health Options	IND	Bronze \$6,950	Increased MOOP from \$7,350 to \$7,900
16322PA0050119	UPMC Health Options	IND	Tower Bronze \$6,950	Increased MOOP from \$7,350 to \$7,900
16322PA0050111	UPMC Health Options	IND	Catastrophic	Increased both deductible and MOOP from \$7,350 to \$7,900
16322PA0050112	UPMC Health Options	IND	Catastrophic	Increased both deductible and MOOP from \$7,350 to \$7,900
16322PA0040026	UPMC Health Options	IND	Catastrophic	Increased both deductible and MOOP from \$7,350 to \$7,900

16322PA0040046	UPMC Health Options	IND	Tower Gold \$800	New PPO plan offering for JV counties
16322PA0040042	UPMC Health Options	IND	Gold \$800	New plan offering for Eastern counties
16322PA0040044	UPMC Health Options	IND	Tower Silver \$3,500	New PPO plan offering for JV counties
16322PA0040040	UPMC Health Options	IND	Silver \$3,500	New plan offering for Eastern counties
16322PA0040045	UPMC Health Options	IND	Tower Silver \$2,000	New PPO plan offering for JV counties
16322PA0040041	UPMC Health Options	IND	Silver \$2,000	New plan offering for Eastern counties
16322PA0040043	UPMC Health Options	IND	Tower Bronze \$6,950	New PPO plan offering for JV counties
16322PA0040039	UPMC Health Options	IND	Bronze \$6,950	New plan offering for Eastern counties
16322PA0050115	UPMC Health Options	IND	Gold \$1,400/\$20	No longer will be offered
16322PA0050116	UPMC Health Options	IND	Gold \$1,400/\$20	No longer will be offered
16322PA0040028	UPMC Health Options	IND	Gold \$1,400/\$20	No longer will be offered
16322PA0050113	UPMC Health Options	IND	Silver \$3,500/\$30	No longer will be offered
16322PA0050114	UPMC Health Options	IND	Silver \$3,500/\$30	No longer will be offered
16322PA0040027	UPMC Health Options	IND	Silver \$3,500/\$30	No longer will be offered

16322PA0040029	UPMC Health Options	IND	UPMC Advantage Inside Advantage for Individuals Bronze \$6,950/\$35 - Premium Network	No longer will be offered
16322PA0040030	UPMC Health Options	IND	UPMC Advantage Inside Advantage for Individuals Silver HSA \$2,700/20% - Premium Network	No longer will be offered
16322PA0040031	UPMC Health Options	IND	UPMC Advantage Inside Advantage for Individuals Silver \$1,750/\$50 - Premium Network	No longer will be offered
16322PA0040032	UPMC Health Options	IND	UPMC Advantage Inside Advantage for Individuals Silver \$3,500/\$25 - Premium Network	No longer will be offered
16322PA0040033	UPMC Health Options	IND	UPMC Advantage Inside Advantage for Individuals Silver \$0/\$50 - Premium Network	No longer will be offered
16322PA0040034	UPMC Health Options	IND	UPMC Advantage Inside Advantage for Individuals Gold \$800/\$20 - Premium Network	No longer will be offered
16322PA0040035	UPMC Health Options	IND	UPMC Advantage Inside Advantage for Individuals Platinum \$250/\$20 - Premium Network	No longer will be offered
16322PA0040038	UPMC Health Options	IND	UPMC Advantage Inside Advantage for Individuals Silver \$1,800/\$50 - Premium Network	No longer will be offered
16322PA0050122	UPMC Health Options	IND	Tower UPMC Advantage Silver \$3,550/\$25 - Tower Network	No longer will be offered

16322PA0040036	UPMC Health Options	IND	UPMC Advantage Catastrophic \$7,900/\$0 – Premium Network	No longer will be offered
----------------	---------------------------	-----	--	---------------------------

PA Rate Template Part I
Data Relevant to the Rate Filing

Table 0. Identifying Information

Carrier Name:	UPMC Health Options, Inc.
Product(s):	PPO, EPO
Market Segment:	Individual
Rate Effective Date:	1/1/2019
Base Period Start Date:	1/1/2017
Date of Most Recent Membership:	2/1/2018

to 12/31/2019
to 12/31/2017

Table 1. Number of Members

	Member-months	Members	Member-months
	Experience Period	Current Period (as of 02-01-2018)	Projected Rating Period
Average Age	43.5	44.2	44.5
Total	1,643,818	142,879	2,025,614
<18	154,089	11,077	165,804
18-24	113,542	9,286	131,696
25-29	131,105	11,402	161,294
30-34	115,276	10,279	145,776
35-39	107,478	9,663	137,042
40-44	105,217	9,389	133,026
45-49	135,022	11,796	167,282
50-54	175,871	13,275	216,631
55-59	240,421	20,890	298,284
60-63	274,695	24,383	352,893
All	61,091	5,209	117,693

*Tables 1, 2 and 4 must include data for all non-grandfathered business (ACA compliant and Transitional)

Table 2. Experience Period Claims and Premiums

Earned Premium	Paid Claims	Ultimate Incurred Claims	Member Months	Estimated Cost Sharing (Member + HMO)	Allowed Claims (Non-Capitated)	Non-EHB portion of Allowed Claims	Total Prescription Drug Rebates*	Total EHB Capitation	Total Non-EHB Capitation	Estimated Risk Adjustment
\$ 620,896,879.61	\$ 169,174,311.61	\$ 174,245,008.35	1,643,818	\$ 128,320,568.17	\$ 715,403,162.09	\$ 1,548,694.52	\$ (28,047,979.21)	\$	\$	\$ (40,295,766.00)
Experience Period Total Allowed EHB Claims + EHB Capitation PMPM (net of prescription drug rebates)										
Loss Ratio										
Express Prescription Drug Rebates as a negative number										
\$ 429.37										
54.07%										

Table 3. Trend Components

Service Category	Cost*	Utilization*	Induced Demand*	Composite UREI Trend**	Weight*
Inpatient Hospital	9.07%	0.34%	0.00%	9.34%	18.33%
Outpatient Hospital	2.79%	0.52%	0.00%	3.38%	28.02%
Professional	1.97%	1.08%	0.87%	3.92%	20.30%
Other Medical	9.27%	0.00%	0.00%	18.08%	11.03%
Capitation				0.00%	0.00%
Prescription Drugs	18.11%	0.21%	0.00%	18.08%	22.22%
Total Annual Trend				7.21%	100.00%
Months of Trend				24	
Total Applied Trend Projection Factor				1.149	

* Express Cost, Utilization, Induced Utilization and Weight as percentages

** Should be UREI Trend

Table 4. Historical Experience

Month-Year	Total Annual Premium	Incurred Claims	Completion Factors*	Ultimate Incurred Claims	Members	Ultimate Incurred PMPM	Estimated Annual Cost Sharing (Member + HMO)	Prescription Drug Rebates**	Allowed Claims (Net of Prescription Drug Rebates)	Allowed PMPM
Jan-14	\$	2,335.25	1.0000	\$ 2,335.25	7	\$ 333.61	\$	\$ (89,541)	\$ 2,622.78	\$ 374.68
Feb-14	\$	1,703.52	1.0000	\$ 1,703.52	7	\$ 243.36	\$	\$ (89,541)	\$ 2,738.88	\$ 391.28
Mar-14	\$	5,375.42	1.0000	\$ 5,375.42	7	\$ 767.92	\$	\$ (89,541)	\$ 5,770.22	\$ 824.32
Apr-14	\$	7,578.64	1.0000	\$ 7,578.64	7	\$ 1,082.65	\$	\$ (89,541)	\$ 8,141.36	\$ 1,163.09
May-14	\$	5,765.37	1.0000	\$ 5,765.37	7	\$ 823.62	\$	\$ (89,541)	\$ 6,011.87	\$ 858.84
Jun-14	\$	7,715.91	1.0000	\$ 7,715.91	7	\$ 1,102.27	\$	\$ (89,541)	\$ 8,148.46	\$ 1,164.07
Jul-14	\$	7,615.52	1.0000	\$ 7,615.52	8	\$ 956.95	\$	\$ (113,788)	\$ 8,438.48	\$ 1,054.31
Aug-14	\$	14,698.57	1.0000	\$ 14,698.57	9	\$ 1,639.95	\$	\$ (147,988)	\$ 14,823.81	\$ 1,647.09
Sep-14	\$	11,039.31	1.0000	\$ 11,039.31	9	\$ 1,226.55	\$	\$ (177,988)	\$ 11,126.38	\$ 1,236.27
Oct-14	\$	13,682.38	1.0000	\$ 13,682.38	9	\$ 1,520.44	\$	\$ (127,988)	\$ 13,812.28	\$ 1,627.03
Nov-14	\$	11,643.47	1.0000	\$ 11,643.47	10	\$ 1,164.35	\$	\$ (142,201)	\$ 11,639.48	\$ 1,162.55
Dec-14	\$ 52,418.26	\$ 14,732.41	1.0000	\$ 14,732.41	12	\$ 1,227.70	\$ 6,355.09	\$ (170,641)	\$ 15,670.76	\$ 1,305.90
Jan-15	\$	10,903,265.22	1.0000	\$ 10,903,265.22	38,102	\$ 286.36	\$	\$ (841,810.44)	\$ 13,396,644.26	\$ 351.55
Feb-15	\$	12,395,831.38	1.0000	\$ 12,395,831.38	44,106	\$ 281.05	\$	\$ (827,131.23)	\$ 15,076,277.05	\$ 341.83
Mar-15	\$	16,933,702.44	1.0000	\$ 16,933,702.44	53,445	\$ 316.25	\$	\$ (761,409.90)	\$ 20,367,244.11	\$ 380.38
Apr-15	\$	17,922,446.14	1.0000	\$ 17,922,446.14	54,073	\$ 331.45	\$	\$ (764,918.00)	\$ 21,016,454.44	\$ 388.67
May-15	\$	18,228,572.83	1.0000	\$ 18,228,572.83	54,241	\$ 336.07	\$	\$ (771,387.02)	\$ 21,384,144.30	\$ 390.74
Jun-15	\$	19,802,721.38	1.0000	\$ 19,802,721.38	54,303	\$ 364.67	\$	\$ (777,188.66)	\$ 22,793,342.11	\$ 419.75
Jul-15	\$	19,390,282.02	1.0000	\$ 19,390,282.02	54,518	\$ 355.67	\$	\$ (775,245.90)	\$ 22,267,414.92	\$ 408.44
Aug-15	\$	20,747,190.10	1.0000	\$ 20,747,190.10	54,894	\$ 377.95	\$	\$ (780,193.68)	\$ 23,262,555.87	\$ 417.77
Sep-15	\$	18,734,737.95	1.0000	\$ 18,734,737.95	55,151	\$ 340.06	\$	\$ (784,247.22)	\$ 21,186,136.81	\$ 386.87
Oct-15	\$	20,367,505.67	1.0000	\$ 20,367,505.67	55,302	\$ 368.30	\$	\$ (786,194.44)	\$ 23,281,242.41	\$ 420.80
Nov-15	\$	20,046,115.16	1.0000	\$ 20,046,115.16	55,356	\$ 362.13	\$	\$ (787,110.33)	\$ 23,161,444.12	\$ 418.41
Dec-15	\$ 170,035,700.45	\$ 20,932,307.40	1.0000	\$ 20,932,307.40	55,852	\$ 374.78	\$ 43,187,205.44	\$ (784,215.44)	\$ 23,709,811.12	\$ 424.51
Jan-16	\$	29,363,924.20	1.0000	\$ 29,363,924.20	104,623	\$ 280.66	\$	\$ (1,487,739.60)	\$ 37,145,388.88	\$ 358.68
Feb-16	\$	36,421,765.86	1.0000	\$ 36,421,765.86	110,722	\$ 328.95	\$	\$ (1,574,466.86)	\$ 44,855,012.91	\$ 405.24
Mar-16	\$	43,027,564.62	1.0000	\$ 43,027,564.62	114,417	\$ 358.58	\$	\$ (1,637,009.74)	\$ 50,139,302.67	\$ 439.95
Apr-16	\$	39,110,042.57	1.0000	\$ 39,110,042.57	113,957	\$ 343.20	\$	\$ (1,620,468.54)	\$ 46,187,112.30	\$ 405.30
May-16	\$	40,159,802.28	1.0000	\$ 40,159,802.28	112,966	\$ 355.90	\$	\$ (1,686,376.52)	\$ 46,845,545.46	\$ 414.72
Jun-16	\$	40,079,851.35	1.0000	\$ 40,079,851.35	112,080	\$ 357.57	\$	\$ (1,593,919.80)	\$ 46,526,664.47	\$ 413.53
Jul-16	\$	39,871,164.11	1.0000	\$ 39,871,164.11	111,448	\$ 357.76	\$	\$ (1,584,790.56)	\$ 45,608,939.51	\$ 409.24
Aug-16	\$	42,292,117.03	1.0000	\$ 42,292,117.03	110,687	\$ 395.12	\$	\$ (1,573,969.14)	\$ 49,288,264.47	\$ 455.03
Sep-16	\$	42,678,022.28	1.0000	\$ 42,678,022.28	109,833	\$ 388.57	\$	\$ (1,546,812.76)	\$ 48,632,117.74	\$ 441.14
Oct-16	\$	43,432,910.46	0.9981	\$ 43,516,236.43	108,955	\$ 399.40	\$	\$ (1,549,180.10)	\$ 49,126,803.21	\$ 450.89
Nov-16	\$	42,276,662.89	0.9972	\$ 42,372,304.33	107,587	\$ 393.84	\$	\$ (1,529,887.14)	\$ 47,471,998.09	\$ 443.24
Dec-16	\$ 409,585,471.10	\$ 43,316,167.08	0.9972	\$ 43,436,203.66	105,384	\$ 412.13	\$ 97,936,412.86	\$ (1,496,702.68)	\$ 48,442,295.71	\$ 459.64
Jan-17	\$	40,683,390.35	0.9973	\$ 40,793,963.93	139,564	\$ 293.30	\$	\$ (1,381,138.04)	\$ 56,454,604.50	\$ 404.51
Feb-17	\$	41,778,816.12	0.9973	\$ 41,892,397.05	142,702	\$ 293.57	\$	\$ (1,434,874.24)	\$ 55,887,797.88	\$ 393.64
Mar-17	\$	48,367,882.28	0.9973	\$ 48,493,093.98	143,923	\$ 336.30	\$	\$ (1,465,722.46)	\$ 60,017,602.67	\$ 417.89
Apr-17	\$	44,461,744.22	0.9976	\$ 44,568,676.51	142,289	\$ 313.23	\$	\$ (1,417,818.71)	\$ 57,161,207.68	\$ 401.73
May-17	\$	47,817,729.60	0.9973	\$ 47,954,785.08	140,173	\$ 342.14	\$	\$ (1,391,727.80)	\$ 60,886,223.96	\$ 434.37
Jun-17	\$	46,800,048.01	0.9954	\$ 47,095,162.48	138,641	\$ 339.69	\$	\$ (1,365,156.17)	\$ 58,556,117.11	\$ 425.24
Jul-17	\$	45,660,476.62	0.9935	\$ 45,960,773.87	137,158	\$ 335.09	\$	\$ (1,340,290.20)	\$ 56,417,603.79	\$ 411.48
Aug-17	\$	51,691,899.39	0.9998	\$ 52,171,362.19	135,716	\$ 384.41	\$	\$ (1,315,688.79)	\$ 61,112,393.84	\$ 455.03
Sep-17	\$	45,603,414.81	0.9871	\$ 46,200,739.06	134,261	\$ 342.06	\$	\$ (1,292,117.31)	\$ 56,192,117.31	\$ 419.31
Oct-17	\$	53,710,704.28	0.9836	\$ 54,637,626.82	132,451	\$ 412.51	\$	\$ (1,258,988.81)	\$ 61,566,718.69	\$ 464.83
Nov-17	\$	52,963,800.87	0.9788	\$ 54,230,364.45	130,785	\$ 416.24	\$	\$ (1,223,015.51)	\$ 60,371,392.28	\$ 463.38
Dec-17	\$ 620,896,879.61	\$ 50,038,045.06	0.9621	\$ 51,976,729.37	126,849	\$ 409.75	\$ 161,158,453.20	\$ (1,164,395.23)	\$ 57,264,784.45	\$ 451.43

* Express Completion Factor as a percentage

** Express Prescription Drug Rebates as a negative number

Carrier Name: UPMC Health Options, Inc.
Product(s): PPO, EPO
Market Segment: Individual
Rate Effective Date: 1/1/2019

Table 2b. Manual Experience Period Claims and Premiums

Earned Premium	Paid Claims	Ultimate Incurred Claims	Member Months	Estimated Cost Sharing (Member & HHS)	Allowed Claims (Non-Capitated)	Non-EHB portion of Allowed Claims	Total Prescription Drug Rebates*	Total EHB Capitation	Total Non-EHB Capitation	Estimated Risk Adjustment
\$ 620,896,879.67	\$ 569,574,311.63	\$ 574,245,008.35	1,643,818	\$ 128,320,568.17	\$ 735,403,162.05	\$ 1,548,694.52	\$ (28,047,979.25)	\$ -	\$ -	\$ (40,395,766.00)
Experience Period Total Allowed EHB Claims + EHB Capitation PMPM (net of prescription drug rebates)										\$ 429.37
Loss Ratio										94.07%

*Express Prescription Drug Rebates as a negative number

Table 3b. Manual Trend Components

Service Category	Cost*	Utilization*	Induced Utilization*	Composite URRT Trend**	Weight*
Inpatient Hospital	9.07%	0.24%	0.00%	9.34%	18.35%
Outpatient Hospital	2.79%	0.57%	0.00%	3.38%	28.07%
Professional	1.97%	-1.08%	0.00%	0.87%	20.30%
Other Medical	9.27%	8.06%	0.00%	18.08%	11.03%
Capitation				0.00%	0.00%
Prescription Drugs	10.31%	-0.21%	0.00%	10.08%	22.25%
Total Annual Trend				7.21%	100.00%
Months of Trend				24	
Total Applied Trend Projection Factor				1.149	

* Express Cost, Utilization, Induced Utilization and Weight as percentages

** Should = URRT Trend

Table 4b. Historical Manual Experience

Month-Year	Total Annual Premium	Incurred Claims	Completion Factors*	Ultimate Incurred Claims	Members	Ultimate Incurred PMPM	Estimated Annual Cost Sharing (Member + HHS)	Prescription Drug Rebates**	Allowed Claims (Net of Prescription Drug Rebates)	Allowed PMPM
Jan-14	\$ 52,418.26	\$ 2,335.25	1.0000	\$ 2,335.25	7	333.61	\$ 6,355.09	\$ (99.54)	\$ 2,622.78	\$ 374.68
Feb-14		\$ 1,703.52	1.0000	\$ 1,703.52	7	243.36		\$ (99.54)	\$ 2,798.98	\$ 391.28
Mar-14		\$ 5,375.42	1.0000	\$ 5,375.42	7	767.92		\$ (99.54)	\$ 5,770.29	\$ 824.32
Apr-14		\$ 7,578.84	1.0000	\$ 7,578.84	7	1,082.69		\$ (99.54)	\$ 8,141.36	\$ 1,163.05
May-14		\$ 5,765.37	1.0000	\$ 5,765.37	7	823.62		\$ (99.54)	\$ 6,011.87	\$ 858.84
Jun-14		\$ 7,715.91	1.0000	\$ 7,715.91	7	1,102.27		\$ (99.54)	\$ 8,148.46	\$ 1,164.07
Jul-14		\$ 7,815.57	1.0000	\$ 7,815.57	8	976.95		\$ (113.76)	\$ 8,434.48	\$ 1,054.31
Aug-14		\$ 14,696.57	1.0000	\$ 14,696.57	9	1,632.95		\$ (127.98)	\$ 14,823.83	\$ 1,647.09
Sep-14		\$ 11,039.31	1.0000	\$ 11,039.31	9	1,226.59		\$ (127.98)	\$ 11,126.39	\$ 1,236.27
Oct-14		\$ 23,682.94	1.0000	\$ 23,682.94	10	2,631.44		\$ (127.98)	\$ 23,913.28	\$ 2,657.03
Nov-14		\$ 11,643.47	1.0000	\$ 11,643.47	10	1,164.35		\$ (142.20)	\$ 11,629.48	\$ 1,162.95
Dec-14		\$ 14,732.41	1.0000	\$ 14,732.41	12	1,227.70		\$ (170.64)	\$ 15,670.76	\$ 1,305.90
Jan-15	\$ 170,035,700.46	\$ 10,903,265.22	1.0000	\$ 10,903,265.22	38,102	286.16	\$ 43,387,205.44	\$ (541,810.44)	\$ 13,394,644.26	\$ 351.55
Feb-15		\$ 12,395,931.38	1.0000	\$ 12,395,931.38	44,106	281.05		\$ (627,187.32)	\$ 15,076,227.05	\$ 341.82
Mar-15		\$ 16,933,702.44	1.0000	\$ 16,933,702.44	53,545	316.25		\$ (761,409.90)	\$ 20,367,244.11	\$ 380.38
Apr-15		\$ 17,922,446.14	1.0000	\$ 17,922,446.14	54,073	331.45		\$ (768,918.06)	\$ 21,016,454.44	\$ 388.67
May-15		\$ 18,228,572.83	1.0000	\$ 18,228,572.83	54,241	336.07		\$ (771,307.02)	\$ 21,194,144.30	\$ 390.74
Jun-15		\$ 19,802,721.38	1.0000	\$ 19,802,721.38	54,303	364.67		\$ (772,188.66)	\$ 22,793,534.21	\$ 419.75
Jul-15		\$ 19,390,282.02	1.0000	\$ 19,390,282.02	54,518	355.67		\$ (775,245.96)	\$ 22,267,414.97	\$ 408.44
Aug-15		\$ 20,747,140.10	1.0000	\$ 20,747,140.10	54,894	377.95		\$ (780,592.68)	\$ 23,262,555.87	\$ 423.77
Sep-15		\$ 18,754,737.95	1.0000	\$ 18,754,737.95	55,151	340.06		\$ (784,247.22)	\$ 21,336,136.81	\$ 386.87
Oct-15		\$ 20,367,505.67	1.0000	\$ 20,367,505.67	55,302	368.30		\$ (786,394.44)	\$ 23,281,742.41	\$ 420.99
Nov-15		\$ 20,046,215.16	1.0000	\$ 20,046,215.16	55,356	362.13		\$ (787,162.32)	\$ 23,161,444.12	\$ 418.41
Dec-15		\$ 20,932,307.40	1.0000	\$ 20,932,307.40	55,852	374.78		\$ (794,215.44)	\$ 23,709,811.12	\$ 424.51
Jan-16	\$ 409,585,471.50	\$ 29,363,924.29	1.0000	\$ 29,363,924.29	104,623	280.66	\$ 97,936,412.80	\$ (1,487,739.06)	\$ 37,515,388.86	\$ 358.58
Feb-16		\$ 36,421,765.86	1.0000	\$ 36,421,765.86	110,722	328.95		\$ (1,574,466.84)	\$ 44,845,031.91	\$ 405.02
Mar-16		\$ 41,027,564.62	1.0000	\$ 41,027,564.62	114,417	358.58		\$ (1,627,009.74)	\$ 50,339,302.67	\$ 439.96
Apr-16		\$ 39,110,042.57	1.0000	\$ 39,110,042.57	113,957	343.20		\$ (1,620,468.54)	\$ 46,187,317.39	\$ 405.30
May-16		\$ 40,159,002.28	1.0000	\$ 40,159,002.28	112,966	355.50		\$ (1,606,376.52)	\$ 46,854,553.46	\$ 414.77
Jun-16		\$ 40,079,851.35	1.0000	\$ 40,079,851.35	112,090	357.57		\$ (1,593,919.80)	\$ 46,352,606.47	\$ 413.53
Jul-16		\$ 39,871,164.11	1.0000	\$ 39,871,164.11	111,448	357.76		\$ (1,584,790.56)	\$ 45,608,939.53	\$ 409.24
Aug-16		\$ 43,292,117.03	1.0000	\$ 43,292,117.03	110,687	391.12		\$ (1,573,969.14)	\$ 49,258,746.47	\$ 465.03
Sep-16		\$ 42,678,022.28	1.0000	\$ 42,678,022.28	109,833	388.57		\$ (1,561,825.26)	\$ 48,452,221.76	\$ 441.14
Oct-16		\$ 43,432,910.46	0.9981	\$ 43,516,236.43	108,955	399.40		\$ (1,549,340.10)	\$ 49,126,803.91	\$ 450.89
Nov-16		\$ 42,276,662.89	0.9977	\$ 42,372,304.33	107,587	393.84		\$ (1,529,887.14)	\$ 47,471,998.09	\$ 441.24
Dec-16		\$ 43,316,167.06	0.9972	\$ 43,436,203.66	105,394	412.13		\$ (1,498,702.68)	\$ 48,443,205.71	\$ 459.64
Jan-17	\$ 620,896,879.67	\$ 40,683,390.35	0.9973	\$ 40,793,965.93	139,564	292.30	\$ 161,158,153.70	\$ (2,381,338.04)	\$ 56,454,604.50	\$ 404.51
Feb-17		\$ 41,778,916.12	0.9973	\$ 41,892,397.05	142,702	293.57		\$ (2,434,874.26)	\$ 55,887,797.83	\$ 391.64
Mar-17		\$ 46,267,892.28	0.9972	\$ 46,404,001.98	149,923	336.30		\$ (2,455,723.34)	\$ 63,037,503.67	\$ 437.99
Apr-17		\$ 44,461,744.22	0.9976	\$ 44,568,676.51	142,289	313.23		\$ (2,427,828.23)	\$ 57,161,207.68	\$ 401.73
May-17		\$ 47,817,779.60	0.9971	\$ 47,958,785.08	140,173	342.14		\$ (2,391,727.96)	\$ 60,886,723.96	\$ 434.37
Jun-17		\$ 46,890,048.03	0.9956	\$ 47,095,167.68	138,642	339.69		\$ (2,365,608.16)	\$ 58,956,314.76	\$ 425.24
Jul-17		\$ 45,660,476.62	0.9935	\$ 45,960,773.27	137,158	335.09		\$ (2,340,290.20)	\$ 56,437,603.79	\$ 411.48
Aug-17		\$ 51,691,899.39	0.9908	\$ 52,171,362.19	135,716	384.41		\$ (2,315,688.79)	\$ 63,112,303.84	\$ 465.03
Sep-17		\$ 45,603,614.81	0.9871	\$ 46,200,738.89	134,066	344.61		\$ (2,287,521.71)	\$ 56,218,217.33	\$ 419.33
Oct-17		\$ 53,710,204.28	0.9830	\$ 54,637,626.82	132,451	412.51		\$ (2,259,968.81)	\$ 61,546,718.69	\$ 464.83
Nov-17		\$ 52,969,800.87	0.9768	\$ 54,230,364.45	130,285	416.24		\$ (2,233,015.51)	\$ 60,371,392.28	\$ 463.38
Dec-17		\$ 50,038,045.06	0.9627	\$ 51,976,729.37	126,849	409.75		\$ (2,164,395.23)	\$ 57,264,794.49	\$ 451.44

* Express Completion Factor as a percentage

**Express Prescription Drug Rebates as a negative number

PA Rate Template Part II

Rate Development and Change

Carrier Name: UPMC Health Options, Inc.
 Product(s): PPO, EPO
 Market Segment: Individual
 Rate Effective Date: 1/1/2019

Table 5. Development of the Projected Index Rate, Market-Adjusted Index Rate, and Total Allowed Claims

Development of the Projected Index Rate	Actual Experience Data	Manual Data	
Total Allowed EHB Claims + EHB Capitation PMPM (net of prescription drug rebates) PMPM	\$ 429.37	\$ 429.37	< Actual Experience PMPM should be consistent with the Index Rate for Experience Period on URRT
Two year trend projection factor	1.149	1.149	
Unadjusted Projected Allowed EHB Claims PMPM	\$ 493.47	\$ 493.47	
Single Risk Pool Adjustment Factors			
Change in Morbidity	1.060	1.060	< See URRT Instructions
Change in Other	1.090	1.090	
Change in Demographics	1.000	1.000	< See URRT Instructions
Change in Network	1.090	1.090	< See URRT Instructions
Change in Benefits	1.000	1.000	< See URRT Instructions
Change in Other	1.000	1.000	< See URRT Instructions
Total Adjusted Projected Allowed EHB Claims PMPM	\$ 570.15	\$ 570.15	
Credibility Factors	100%	0%	< See Instructions
Blended Projected EHB Claims PMPM	\$	\$ 570.15	< Projected Index Rate
Development of the Market-Adjusted Index Rate and Total Allowed Claims			
Adjusted Projected Allowed EHB Claims PMPM	\$ 570.15		< Index Rate for Projection Period on URRT - Individual or First Quarter Small Group
Adjusted Projected Allowed EHB Claims PMPM [will only populate for small group filings]	\$ 0.732		< Paid to Allowed Average Factor in Projection Period on URRT
Projected Paid to Allowed Ratio			
Projected Paid EHB Claims PMPM	\$ 417.23		
Market-wide Adjustments			
Projected Risk Adjustment PMPM	\$ (24.66)		
Projected Paid Exchange User Fees PMPM	\$ 11.85		
Market-Adjusted Projected Paid EHB Claims PMPM	\$ 453.75		
Market-Adjusted Projected Allowed EHB Claims PMPM	\$ 620.06		< Market-Adjusted Index Rate
Projected Allowed Non-EHB Claims PMPM	\$ 1.25		
Market-Adjusted Projected Paid Total Claims PMPM	\$ 454.67		
Market-Adjusted Projected Allowed Total Claims PMPM	\$ 621.31		

Table 6. Retention

Retention Items - Express in percentages	Percentages	PMPM Amounts	
Administrative Expenses	11.42%	\$61.11	
General and Claims	8.50%	\$45.51	
Agent/Broker Fees and Commissions	0.35%	\$1.85	
Quality Improvement Initiatives	2.57%	\$13.75	
Taxes and Fees	0.63%	\$3.37	
PCORI Fees	0.00%	\$0.00	
PA Premium Tax (if applicable)	0.00%	\$0.00	
Federal Income Tax	0.63%	\$3.37	
Health Insurance Providers Fee (Prorated for Small Groups only)	0.00%	\$0.00	
Profit/Contingency (after tax)	3.00%	\$16.06	
Total Retention	15.05%	\$80.53	
Projected Required Revenue PMPM	\$ 535.20		< Single Pool Gross Premium Avg. Rate, PMPM on URRT

Table 8. Components of Rate Change

Rate Components	2018	2019	Difference	Percent Change
A. Calibrated Plan Adjusted Index Rate (PMPM)	\$ 276.03	\$ 282.28	\$ 6.25	2.3%
B. Base period allowed claims before normalization	\$ 422.17	\$ 429.37	\$ 7.20	2.6%
C. Normalization factor component of change	\$ (188.82)	\$ (211.40)	\$ -22.58	-8.2%
D. Change in Normalized Allowed Claims Adjustment Components				
D1. Base period allowed claims after normalization	\$ 233.35	\$ 217.97	\$ (15.38)	-5.6%
D2. URRT Trend	\$ 33.89	\$ 32.54	\$ (1.34)	-0.5%
D3. URRT Morbidity	\$ 16.03	\$ 15.03	\$ (1.00)	-0.4%
D4. URRT Other	\$ 5.57	\$ 23.90	\$ 18.33	6.6%
D5. Normalized URRT RA/Ri on an allowed basis	\$ (2.71)	\$ 17.11	\$ 19.82	7.2%
D6. Normalized Exchange User Fee on an allowed basis	\$ 7.46	\$ 8.22	\$ 0.76	0.3%
D7. Subtotal - Sum(D1-D6)	\$ 293.59	\$ 314.78	\$ 21.19	7.7%
E. Change in Allowable Plan Adjusted Level Components				
E1. Network	\$ 0.21	\$ (6.71)	\$ (6.92)	-2.5%
E2. Pricing AV	\$ (79.84)	\$ (83.32)	\$ (3.49)	-1.3%
E3. Benefit Richness	\$ (3.27)	\$ 0.14	\$ 3.41	1.2%
E4. Catastrophic Eligibility	\$ 52.63	\$ -	\$ (52.63)	-19.1%
E5. Subtotal - Sum(E1-E4)	\$ (30.27)	\$ (89.89)	\$ (59.62)	-21.6%
F. Change in Retention Components				
F1. Administrative Expenses	\$ 22.67	\$ 32.23	\$ 9.56	3.5%
F2. Taxes and Fees	\$ 9.47	\$ 1.78	\$ (7.69)	-2.8%
F3. Profit and/or Contingency	\$ -	\$ 8.47	\$ 8.47	3.1%
F4. Subtotal - Sum(F1-F3)	\$ 32.13	\$ 42.48	\$ 10.34	3.7%
G. Change in Miscellaneous Items	\$ -	\$ 24.81	\$ 24.81	9.0%
H. Sum of Components of Rate Change (should approximate the change shown in line A)	\$ 295.45	\$ 292.17	\$ (3.28)	-1.2%

For Informational Purposes only - No input required.

Blended Base Period Unadjusted Claims before Normalization	\$ 429.37	< Index Rate of Experience Period on URRT
Blended Earned Premium	\$ 620,896,879.67	
Blended Loss Ratio	94.07%	

Table 5A. Small Group Projected Index Rate with Quarterly Trend

Effective Date	1/1/2019	4/1/2019	7/1/2019	10/1/2019	Total Single Risk Pool
# of Member Months Renewing in Quarter					-
Adjusted Projected Allowed EHB Claims PMPM Q1	\$ 570.15	\$ 570.15	\$ 570.15	\$ 570.15	\$ 570.15
Months of Trend	-	3	9	9	
Annual Trend	7.21%	7.21%	7.21%	7.21%	
Single Risk Pool Projected Allowed Claims	\$ 570.15	\$ 580.16	\$ 590.34	\$ 600.70	\$ -
Quarterly Trend Factor	100.0%	101.8%	103.5%	105.4%	0.0%
2019 Trend Factors by Quarter	#DIV/0!	#DIV/0!	#DIV/0!	#DIV/0!	

Table 7. Normalized Market-Adjusted Projected Allowed Total Claims

Normalization Factors	2018	2019
Average Age Factor	1.77%	1.83%
Average Geographic Factor	1.00%	1.07%
Average Tobacco Factor	1.00%	1.00%
Average Benefit Richness (induced demand)	1.00%	1.00%
Average Network Factor	1.00%	1.00%
Market-Adjusted Projected Allowed Total Claims PMPM	\$ 542.23	\$ 621.31
Normalized Market-Adjusted Projected Allowed Total Claims PMPM	\$ 299.72	\$ 315.41

Table 9. Year-over-Year Data to Support Table 8

	2018	2019
Paid-to-Allowed	0.726	0.732
URRT Trend (Total Applied Trend Factor)	1.145	1.149
URRT Morbidity	1.060	1.060
URRT "Other"	1.030	1.090
Risk Adjustment	\$ (3.56)	\$ 24.66
Exchange User Fee	\$ 9.79	\$ 11.85
Capitation	\$ -	\$ -
Network	1.001	0.979
Pricing AV	0.728	0.730
Benefit Richness	0.985	1.001
Catastrophic Eligibility	1.250	1.000
Administrative Expenses	8.21%	11.42%
Taxes and Fees	3.43%	0.63%
Profit and/or Contingency	0.00%	3.00%

Carrier Name:	UPMC Health Options, Inc.
Product(s):	PPO, EPO
Market Segment:	Individual
Rate Effective Date:	1/1/2019
Base Period Start Date	1/1/2017
Date of Most Recent Membership	2/1/2018
Market Adjusted Index Rate	\$ 620.06

Calibration	
Age Calibration Factor	1.837
Geographic Calibration Factor	1.000
Tobacco Calibration Factor	1.002
Aggregate Calibration Factor	1.900

PA Rate Template Part IV A - Individual

Table 11. Plan Premium Development for 21-Year-Old Non-Tobacco User

Carrier Name: UPMC Health Options, Inc.
Product(s): PPO, EPO
Market Segment: Individual
Rate Effective Date: 1/1/2019

Plan Number	HIOS Plan ID (Standard Component)	1/1/2018 Plan Marketing Name	Discontinued, New, Modified, Existing (D,N,M,E) for 2019	1/1/2019 Plan HIOS Plan ID (If 1/1/2018 Plan Discontinued & Mapped)	Metallic Tier	Exchange On/Off or Off
-------------	-----------------------------------	------------------------------	--	---	---------------	------------------------

Totals These cells auto-fill using the data entered in Table 10.

Plan 1	16322PA0040006	MC Advantage Silver \$0/\$5	M	0	Silver	On/Off
Plan 2	16322PA0040007	Advantage Silver \$1,750/	M	0	Silver	On/Off
Plan 3	16322PA0040008	Advantage Silver \$3,500/	M	0	Silver	On/Off
Plan 4	16322PA0040010	IC Advantage Gold \$800/\$	M	0	Gold	On/Off
Plan 5	16322PA0040012	Advantage Platinum \$250	E	0	Platinum	On/Off
Plan 6	16322PA0040024	Advantage Bronze \$6,950	M	0	Bronze	On/Off
Plan 7	16322PA0040025	Advantage Silver HSA \$2,70	M	0	Silver	Off
Plan 8	16322PA0040026	Advantage Catastrophic \$7,	M	0	Catastrophic	On/Off
Plan 9	16322PA0040037	Advantage Silver \$2,000/	M	0	Silver	Off
Plan 10	16322PA0040039	Advantage Bronze \$6,950	N	0	Bronze	On/Off
Plan 11	16322PA0040040	Advantage Silver \$3,500/	N	0	Silver	On/Off
Plan 12	16322PA0040041	Advantage Silver \$2,000/	N	0	Silver	Off
Plan 13	16322PA0040042	IC Advantage Gold \$800/\$	N	0	Gold	On/Off
Plan 14	16322PA0040043	Advantage Bronze \$6,950	N	0	Bronze	On/Off
Plan 15	16322PA0040044	Advantage Silver \$3,500/	N	0	Silver	On/Off
Plan 16	16322PA0040045	Advantage Silver \$2,000/	N	0	Silver	Off
Plan 17	16322PA0040046	IC Advantage Gold \$800/\$	N	0	Gold	On/Off
Plan 18	16322PA0050029	PMC Advantage Silver \$0/	M	0	Silver	On/Off
Plan 19	16322PA0050030	MC Advantage Silver \$1,75	M	0	Silver	On/Off
Plan 20	16322PA0050031	MC Advantage Silver \$3,50	M	0	Silver	On/Off
Plan 21	16322PA0050033	MC Advantage Gold \$800/	M	0	Gold	On/Off
Plan 22	16322PA0050035	C Advantage Platinum \$25	E	0	Platinum	On/Off
Plan 23	16322PA0050100	C Advantage Bronze \$6,95	M	0	Bronze	On/Off
Plan 24	16322PA0050101	C Advantage Bronze \$6,95	M	0	Bronze	On/Off
Plan 25	16322PA0050102	MC Advantage Silver \$0/\$	M	0	Silver	On/Off
Plan 26	16322PA0050103	C Advantage Silver \$1,750	M	0	Silver	On/Off
Plan 27	16322PA0050104	C Advantage Silver \$3,500	M	0	Silver	On/Off
Plan 28	16322PA0050105	Advantage Silver HSA \$2,7	M	0	Silver	Off
Plan 29	16322PA0050106	IC Advantage Gold \$800/	M	0	Gold	On/Off
Plan 30	16322PA0050107	Advantage Platinum \$25	E	0	Platinum	On/Off
Plan 31	16322PA0050108	Advantage Silver HSA \$2,7	M	0	Silver	Off
Plan 32	16322PA0050111	Advantage Catastrophic \$7	M	0	Catastrophic	On/Off
Plan 33	16322PA0050112	Advantage Catastrophic \$	M	0	Catastrophic	On/Off
Plan 34	16322PA0050117	IC Advantage Silver \$3,50	M	0	Silver	On/Off
Plan 35	16322PA0050118	MC Advantage Gold \$800/	M	0	Gold	On/Off
Plan 36	16322PA0050119	C Advantage Bronze \$6,95	M	0	Bronze	On/Off
Plan 37	16322PA0050120	IC Advantage Silver \$2,00	M	0	Silver	Off
Plan 38	16322PA0050121	C Advantage Silver \$2,000	M	0	Silver	Off
Plan 39	16322PA0050123	IC Advantage Silver \$2,00	N	0	Silver	Off
Plan 40	16322PA0040027	age Silver \$3,500/\$30 - Pre	DM	16322PA0040008	Silver	On/Off
Plan 41	16322PA0040028	age Gold \$1,400/\$20 - Pre	DM	16322PA0040010	Gold	On/Off
Plan 42	16322PA0040029	age for Individuals Bronze	DM	16322PA0040024	Bronze	On/Off
Plan 43	16322PA0040030	age for Individuals Silver HS	DM	16322PA0040007	Silver	On/Off
Plan 44	16322PA0040031	age for Individuals Silver	DM	16322PA0040007	Silver	On/Off
Plan 45	16322PA0040032	age for Individuals Silver	DM	16322PA0040008	Silver	On/Off
Plan 46	16322PA0040033	antage for Individuals Silve	DM	16322PA0040006	Silver	On/Off
Plan 47	16322PA0040034	antage for Individuals Gold	DM	16322PA0040010	Gold	On/Off
Plan 48	16322PA0040035	age for Individuals Platinu	DM	16322PA0040012	Platinum	On/Off
Plan 49	16322PA0040036	Catastrophic \$7,350/\$0 -	DM	16322PA0040026	Catastrophic	On/Off
Plan 50	16322PA0050113	age Silver \$3,500/\$30 - \$	DM	16322PA0050031	Silver	On/Off
Plan 51	16322PA0050114	age Silver \$3,500/\$30 - Pa	DM	16322PA0050104	Silver	On/Off
Plan 52	16322PA0050115	age Gold \$1,400/\$20 - Se	DM	16322PA0050033	Gold	On/Off
Plan 53	16322PA0050116	age Gold \$1,400/\$20 - Par	DM	16322PA0050106	Gold	On/Off
Plan 54	16322PA0050122	antage Silver \$3,550/\$25	DM	16322PA0050123	Silver	Off
Plan 55	16322PA0040038	age for Individuals Silver	DM	16322PA0040037	Silver	Off

2018 21-year-old, Non-Tobacco Premium PMPM										Average (weighted by enrollment by rating area)
1	2	3	4	5	6	7	8	9		

\$ 280.99 \$ 319.20 \$ 321.97 \$ 266.91 \$ 304.28 \$ 314.55 \$ 440.16 \$ - \$ - \$ 280.10

\$ 353.04	\$ 353.04	\$ 446.01	\$ 353.04	\$ 353.04	\$ 353.04	\$ 482.21	\$ -	\$ -	\$ 353.13
\$ 354.71	\$ 354.71	\$ 448.11	\$ 354.71	\$ 354.71	\$ 354.71	\$ 484.49	\$ -	\$ -	\$ 354.71
\$ 345.42	\$ 345.42	\$ 436.37	\$ 345.42	\$ 345.42	\$ 345.42	\$ 471.80	\$ -	\$ -	\$ 345.43
\$ 332.61	\$ 332.61	\$ 420.20	\$ 332.61	\$ 332.61	\$ 332.61	\$ 454.31	\$ -	\$ -	\$ 332.64
\$ 581.41	\$ 581.41	\$ 734.51	\$ 581.41	\$ 581.41	\$ 581.41	\$ 794.14	\$ -	\$ -	\$ 581.41
\$ 240.21	\$ 240.21	\$ 303.46	\$ 240.21	\$ 240.21	\$ 240.21	\$ 328.10	\$ -	\$ -	\$ 240.25
\$ 368.05	\$ 368.05	\$ 464.97	\$ 368.05	\$ 368.05	\$ 368.05	\$ 502.71	\$ -	\$ -	\$ 368.37
\$ 205.70	\$ 205.70	\$ 259.86	\$ 205.70	\$ 205.70	\$ 205.70	\$ 280.96	\$ -	\$ -	\$ 205.70
\$ 263.78	\$ 263.78	\$ 333.23	\$ 263.78	\$ 263.78	\$ 263.78	\$ 360.29	\$ -	\$ -	\$ 263.78
\$ -	\$ -	\$ -	\$ -	\$ -	\$ -	\$ -	\$ -	\$ -	\$ -
\$ -	\$ -	\$ -	\$ -	\$ -	\$ -	\$ -	\$ -	\$ -	\$ -
\$ -	\$ -	\$ -	\$ -	\$ -	\$ -	\$ -	\$ -	\$ -	\$ -
\$ -	\$ -	\$ -	\$ -	\$ -	\$ -	\$ -	\$ -	\$ -	\$ -
\$ -	\$ -	\$ -	\$ -	\$ -	\$ -	\$ -	\$ -	\$ -	\$ -
\$ -	\$ -	\$ -	\$ -	\$ -	\$ -	\$ -	\$ -	\$ -	\$ -
\$ -	\$ -	\$ -	\$ -	\$ -	\$ -	\$ -	\$ -	\$ -	\$ -
\$ -	\$ -	\$ -	\$ -	\$ -	\$ -	\$ -	\$ -	\$ -	\$ -
\$ 294.25	\$ 294.25	\$ 371.74	\$ 294.25	\$ 294.25	\$ 294.25	\$ 401.91	\$ -	\$ -	\$ 294.25
\$ 295.63	\$ 295.63	\$ 373.47	\$ 295.63	\$ 295.63	\$ 295.63	\$ 403.79	\$ -	\$ -	\$ 295.63
\$ 287.89	\$ 287.89	\$ 363.70	\$ 287.89	\$ 287.89	\$ 287.89	\$ 393.22	\$ -	\$ -	\$ 287.89
\$ 277.21	\$ 277.21	\$ 350.21	\$ 277.21	\$ 277.21	\$ 277.21	\$ 378.64	\$ -	\$ -	\$ 277.21
\$ 484.58	\$ 484.58	\$ 612.18	\$ 484.58	\$ 484.58	\$ 484.58	\$ 661.87	\$ -	\$ -	\$ 484.58
\$ 190.33	\$ 190.33	\$ 240.45	\$ 190.33	\$ 190.33	\$ 190.33	\$ 259.97	\$ -	\$ -	\$ 192.45
\$ 200.21	\$ 200.21	\$ 252.93	\$ 200.21	\$ 200.21	\$ 200.21	\$ 273.46	\$ -	\$ -	\$ 200.21
\$ 279.71	\$ 279.71	\$ 353.36	\$ 279.71	\$ 279.71	\$ 279.71	\$ 382.05	\$ -	\$ -	\$ 283.01
\$ 281.03	\$ 281.03	\$ 355.03	\$ 281.03	\$ 281.03	\$ 281.03	\$ 383.85	\$ -	\$ -	\$ 282.99
\$ 273.67	\$ 273.67	\$ 345.73	\$ 273.67	\$ 273.67	\$ 273.67	\$ 373.79	\$ -	\$ -	\$ 277.09
\$ 291.60	\$ 291.60	\$ 368.38	\$ 291.60	\$ 291.60	\$ 291.60	\$ 398.29	\$ -	\$ -	\$ 293.45
\$ 263.53	\$ 263.53	\$ 332.92	\$ 263.53	\$ 263.53	\$ 263.53	\$ 359.95	\$ -	\$ -	\$ 267.15
\$ 460.65	\$ 460.65	\$ 581.95	\$ 460.65	\$ 460.65	\$ 460.65	\$ 629.20	\$ -	\$ -	\$ 464.70
\$ 306.74	\$ 306.74	\$ 387.52	\$ 306.74	\$ 306.74	\$ 306.74	\$ 418.97	\$ -	\$ -	\$ 306.74
\$ 162.98	\$ 162.98	\$ 205.89	\$ 162.98	\$ 162.98	\$ 162.98	\$ 222.61	\$ -	\$ -	\$ 163.68
\$ 171.44	\$ 171.44	\$ 216.58	\$ 171.44	\$ 171.44	\$ 171.44	\$ 234.16	\$ -	\$ -	\$ 171.44
\$ 345.42	\$ 345.42	\$ 436.37	\$ 345.42	\$ 345.42	\$ 345.42	\$ 471.80	\$ -	\$ -	\$ 471.80
\$ 332.61	\$ 332.61	\$ 420.20	\$ 332.61	\$ 332.61	\$ 332.61	\$ 454.31	\$ -	\$ -	\$ 454.23
\$ 240.21	\$ 240.21	\$ 303.46	\$ 240.21	\$ 240.21	\$ 240.21	\$ 328.10	\$ -	\$ -	\$ 240.25
\$ 219.84	\$ 219.84	\$ 277.73	\$ 219.84	\$ 219.84	\$ 219.84	\$ 300.28	\$ -	\$ -	\$ 219.84
\$ 208.98	\$ 208.98	\$ 264.01	\$ 208.98	\$ 208.98	\$ 208.98	\$ 285.45	\$ -	\$ -	\$ 209.80
\$ -	\$ -	\$ -	\$ -	\$ -	\$ -	\$ -	\$ -	\$ -	\$ -
\$ 352.72	\$ 352.72	\$ 445.61	\$ 352.72	\$ 352.72	\$ 352.72	\$ 481.78	\$ -	\$ -	\$ 352.85
\$ 346.35	\$ 346.35	\$ 437.55	\$ 346.35	\$ 346.35	\$ 346.35	\$ 473.07	\$ -	\$ -	\$ 346.62
\$ 239.66	\$ 239.66	\$ 302.77	\$ 239.66	\$ 239.66	\$ 239.66	\$ 327.35	\$ -	\$ -	\$ 239.66
\$ 342.30	\$ 342.30	\$ 432.43	\$ 342.30	\$ 342.30	\$ 342.30	\$ 467.53	\$ -	\$ -	\$ 342.30
\$ 349.49	\$ 349.49	\$ 441.52	\$ 349.49	\$ 349.49	\$ 349.49	\$ 477.36	\$ -	\$ -	\$ 349.49
\$ 348.80	\$ 348.80	\$ 440.65	\$ 348.80	\$ 348.80	\$ 348.80	\$ 476.42	\$ -	\$ -	\$ 348.80
\$ 349.95	\$ 349.95	\$ 442.09	\$ 349.95	\$ 349.95	\$ 349.95	\$ 477.98	\$ -	\$ -	\$ 349.95
\$ 327.07	\$ 327.07	\$ 413.20	\$ 327.07	\$ 327.07	\$ 327.07	\$ 446.74	\$ -	\$ -	\$ 327.07
\$ 577.97	\$ 577.97	\$ 730.17	\$ 577.97	\$ 577.97	\$ 577.97	\$ 789.44	\$ -	\$ -	\$ 577.97
\$ 205.70	\$ 205.70	\$ 259.86	\$ 205.70	\$ 205.70	\$ 205.70	\$ 280.96	\$ -	\$ -	\$ 205.70
\$ 293.98	\$ 293.98	\$ 371.39	\$ 293.98	\$ 293.98	\$ 293.98	\$ 401.54	\$ -	\$ -	\$ 293.98
\$ 293.98	\$ 293.98	\$ 371.39	\$ 293.98	\$ 293.98	\$ 293.98	\$ 401.54	\$ -	\$ -	\$ 293.98
\$ 288.66	\$ 288.66	\$ 364.67	\$ 288.66	\$ 288.66	\$ 288.66	\$ 394.27	\$ -	\$ -	\$ 288.66
\$ 274.41	\$ 274.41	\$ 346.66	\$ 274.41	\$ 274.41	\$ 274.41	\$ 374.81	\$ -	\$ -	\$ 281.50
\$ 269.12	\$ 269.12	\$ 339.98	\$ 269.12	\$ 269.12	\$ 269.12	\$ 367.58	\$ -	\$ -	\$ 267.58
\$ 259.97	\$ 259.97	\$ 328.42	\$ 259.97	\$ 259.97	\$ 259.97	\$ 355.08	\$ -	\$ -	\$ 259.97

1	2	3
---	---	---

\$ 288.18 \$ 334.30 \$ 322.29

\$ 346.54	\$ 346.54	\$ 437.29
\$ 336.56	\$ 336.56	\$ 424.69
\$ 343.27	\$ 343.27	\$ 433.17
\$ 365.07	\$ 365.07	\$ 460.68
\$ 639.83	\$ 639.83	\$ 807.38
\$ 263.66	\$ 263.66	\$ 332.70
\$ 285.93	\$ 285.93	\$ 360.81
\$ 250.27	\$ 250.27	\$ 315.81
\$ 282.81	\$ 282.81	\$ 356.87
\$ 263.66	\$ 263.66	\$ 332.70
\$ 343.27	\$ 343.27	\$ 433.17
\$ 282.81	\$ 282.81	\$ 356.87
\$ 369.18	\$ 369.18	\$ 465.86
\$ 263.66	\$ 263.66	\$ 332.70
\$ 343.27	\$ 343.27	\$ 433.17
\$ 282.81	\$ 282.81	\$ 356.87
\$ 369.18	\$ 369.18	\$ 465.86
\$ 276.11	\$ 276.11	\$ 348.41
\$ 276.27	\$ 276.27	\$ 348.62
\$ 271.73	\$ 271.73	\$ 342.89
\$ 292.98	\$ 292.98	\$ 369.71
\$ 514.52	\$ 514.52	\$ 649.26
\$ 199.82	\$ 199.82	\$ 252.15
\$ 211.09	\$ 211.09	\$ 266.37
\$ 261.36	\$ 261.36	\$ 329.81
\$ 261.52	\$ 261.52	\$ 330.00
\$ 257.22	\$ 257.22	\$ 324.58
\$ 217.26	\$ 217.26	\$ 274.16
\$ 277.34	\$ 277.34	\$ 349.96
\$ 487.04	\$ 487.04	\$ 614.59
\$ 229.52	\$ 229.52	\$ 289.63
\$ 189.53	\$ 189.53	\$ 239.16
\$ 200.22	\$ 200.22	\$ 252.65
\$ 318.16	\$ 318.16	\$ 401.48
\$ 343.05	\$ 343.05	\$ 432.88
\$ 247.17	\$ 247.17	\$ 311.89
\$ 224.72	\$ 224.72	\$ 283.58
\$ 212.72	\$ 212.72	\$ 268.43
\$ 263.13	\$ 263.13	\$ 332.03
\$ 343.27	\$ 343.27	\$ 433.17
\$ 365.07	\$ 365.07	\$ 460.68
\$ 263.66	\$ 263.66	\$ 332.70
\$ 336.56	\$ 336.56	\$ 424.69
\$ 336.56	\$ 336.56	\$ 424.69
\$ 343.27	\$ 343.27	\$ 433.17
\$ 346.54	\$ 346.54	\$ 437.29
\$ 365.07	\$ 365.07	\$ 460.68
\$ 639.83	\$ 639.83	\$ 807.38
\$ 250.27	\$ 250.27	\$ 315.81
\$ 271.73	\$ 271.73	\$ 342.89
\$ 257.22	\$ 257.22	\$ 324.58
\$ 292.98	\$ 292.98	\$ 369.71
\$ 277.34	\$ 277.34	\$ 349.96
\$ 263.13	\$ 263.13	\$ 332.03
\$ 282.81	\$ 282.81	\$ 356.87

Table 11. Plan Premium Development for 21-Year-O

			2019 21-year-old, Non-Tobacco Premium PMPM							
Plan Number	HIOS Plan ID (Standard Component)	1/1/2018 Plan Marketing Name	4	5	6	7	8	9	Average (weighted by enrollment by rating area)	
Totals			These cells auto-fill	\$ 272.20	\$ 315.86	\$ 442.43	\$ 433.60	\$ -	\$ -	\$ 288.94

Change in 21-year-old Non-Tobacco Premium PMPM									
1	2	3	4	5	6	7	8	9	Average (weighted by enrollment by rating area)
2.7%	5.1%	0.5%	2.1%	4.0%	41.4%	-1.2%	0.0%	0.0%	3.2%

-1.8%	-1.8%	-2.0%	-1.8%	-1.8%	32.2%	-1.8%			2.3%
-5.1%	-5.1%	-5.2%	-5.1%	-5.1%	27.8%	-5.1%			-2.9%
-0.6%	-0.6%	-0.7%	-0.6%	-0.6%	33.8%	-0.6%			2.0%
9.8%	9.8%	9.6%	9.8%	9.8%	47.8%	9.8%			12.0%
10.0%	10.0%	9.9%	10.0%	10.0%	48.2%	10.0%			10.5%
9.8%	9.8%	9.6%	9.8%	9.8%	47.8%	9.8%			13.6%
-22.3%	-22.3%	-22.4%	-22.3%	-22.3%	4.6%	-22.3%			-17.9%
21.7%	21.7%	21.5%	21.7%	21.7%	63.9%	21.7%			30.2%
7.2%	7.2%	7.1%	7.2%	7.2%	44.4%	7.2%			9.0%
					</				

PA Rate Quarterly Template Part V Consumer Factors

Carrier Name:	UPMC Health Options, Inc.
Product(s):	PPO, EPO
Market Segment:	Individual
Rate Effective Date:	1/1/2019

Table 12. Age and Tobacco Factors

Projection Period Age and Tobacco Factors						
Age Band	Age Factor	Tobacco Factor		Age Band	Age Factor	Tobacco Factor
0-14	0.765			40	1.278	1.025
15	0.833			41	1.302	1.025
16	0.859			42	1.325	1.025
17	0.885			43	1.357	1.025
18	0.913	1.025		44	1.397	1.025
19	0.941	1.025		45	1.444	1.025
20	0.970	1.025		46	1.500	1.025
21	1.000	1.025		47	1.563	1.025
22	1.000	1.025		48	1.635	1.025
23	1.000	1.025		49	1.706	1.025
24	1.000	1.025		50	1.786	1.025
25	1.004	1.025		51	1.865	1.025
26	1.024	1.025		52	1.952	1.025
27	1.048	1.025		53	2.040	1.025
28	1.087	1.025		54	2.135	1.025
29	1.119	1.025		55	2.230	1.025
30	1.135	1.025		56	2.333	1.025
31	1.159	1.025		57	2.437	1.025
32	1.183	1.025		58	2.548	1.025
33	1.198	1.025		59	2.603	1.025
34	1.214	1.025		60	2.714	1.025
35	1.222	1.025		61	2.810	1.025
36	1.230	1.025		62	2.873	1.025
37	1.238	1.025		63	2.952	1.025
38	1.246	1.025		64+	3.000	1.025
39	1.262	1.025				

*PA follows the federal default age curve.

Table 13. Geographic Factors

Geographic Area Factors			
Area	Counties	Current Factor	Proposed Factor
Rating Area 1	Erie, Crawford, Warren, Venango, Forest, Clarion, McKean	1.000	1.000
Rating Area 2	Elk, Cameron, Potter	1.000	1.000
Rating Area 3	Bradford, Carbon, Clinton, Lackawanna, Luzerne, Lycoming, Sullivan, Tioga, Wyoming	1.263	1.262
Rating Area 4	Allegheny, Armstrong, Beaver, Butler, Fayette, Greene, Indiana, Lawrence, Washington, Westmoreland	1.000	1.000
Rating Area 5	Cambria, Blair, Clearfield, Bedford, Somerset, Jefferson, Huntingdon	1.000	1.000
Rating Area 6	Centre, Columbia, Lehigh, Northampton, Northumberland, Schuylkill, Snyder, Union	1.000	1.347
Rating Area 7	Adams, Berks, Lancaster, York	1.366	1.366
Rating Area 8			
Rating Area 9	Cumberland, Dauphin, Lebanon, Perry		1.196

Table 14. Network Factors

[illegible]

Company Name: UPMC Health Options, Inc.
Market: Individual
Product: PPO, EPO
Effective Date of Rates: January 1, 2019

Ending date of Rates: December 31, 2019

HIOS Plan ID (On Exchange)=>	16322PA0040006	16322PA0040006	16322PA0040006	16322PA0040006	16322PA0040006	16322PA0040007	16322PA0040007	16322PA0040007	16322PA
HIOS Plan ID (Off Exchange)=>	16322PA0040006	16322PA0040006	16322PA0040006	16322PA0040006	16322PA0040006	16322PA0040007	16322PA0040007	16322PA0040007	16322PA
Plan Marketing Name =>	antage Silver \$0/\$50 - Premium	antage Silver \$0/\$50 - Premium	antage Silver \$0/\$50 - Premium	antage Silver \$0/\$50 - Premium	antage Silver \$0/\$50 - Premium	antage Silver \$1,750/\$50 - Premium	antage Silver \$1,750/\$50 - Premium	antage Silver \$1,750/\$50 - Premium	antage Silver \$1,7
Form # =>	663	663	663	663	663	663	663	663	66
Rating Area =>	1	2	4	5	6	1	2	4	5
Network =>	Premium West w/Dominion P	Premium West w/Dominion P	Premium West w/Dominion P	Premium West w/Dominion P	Premium West w/Dominion P	Premium West w/Dominion P	Premium West w/Dominion P	Premium West w/Dominion P	Premium West
Metal =>	Silver	Silver	Silver	Silver	Silver	Silver	Silver	Silver	Sil
Deductible =>	\$0/ \$0	\$0/ \$0	\$0/ \$0	\$0/ \$0	\$0/ \$0	\$1750/ \$3500	\$1750/ \$3500	\$1750/ \$3500	\$1750/
Coinurance =>	100%	100%	100%	100%	100%	80%	80%	80%	80
Copays =>	\$50 / \$100	\$50 / \$100	\$50 / \$100	\$50 / \$100	\$50 / \$100	\$50 / \$80	\$50 / \$80	\$50 / \$80	\$50 /
OOP Maximum =>	\$7900/ \$15800	\$7900/ \$15800	\$7900/ \$15800	\$7900/ \$15800	\$7900/ \$15800	\$7900/ \$15800	\$7900/ \$15800	\$7900/ \$15800	\$7900/
Pediatric Dental (Yes/No) =>	Yes	Yes	Yes	Yes	Yes	Yes	Yes	Yes	Ye
Age Band	Non-Tobacco	Tobacco	Non-Tobacco	Tobacco	Non-Tobacco	Tobacco	Non-Tobacco	Tobacco	Non-Tobacco
0 - 14	\$265.10	\$265.10	\$265.10	\$265.10	\$265.10	\$265.10	\$357.05	\$357.05	\$257.47
15	\$288.67	\$288.67	\$288.67	\$288.67	\$288.67	\$288.67	\$388.79	\$388.79	\$280.35
16	\$297.68	\$297.68	\$297.68	\$297.68	\$297.68	\$297.68	\$400.92	\$400.92	\$289.11
17	\$306.69	\$306.69	\$306.69	\$306.69	\$306.69	\$306.69	\$413.06	\$413.06	\$297.86
18	\$316.39	\$324.30	\$316.39	\$324.30	\$316.39	\$324.30	\$426.12	\$436.78	\$307.28
19	\$326.09	\$334.25	\$326.09	\$334.25	\$326.09	\$334.25	\$439.19	\$450.17	\$316.70
20	\$336.14	\$344.55	\$336.14	\$344.55	\$336.14	\$344.55	\$452.73	\$464.05	\$326.46
21	\$346.54	\$355.20	\$346.54	\$355.20	\$346.54	\$355.20	\$466.73	\$478.40	\$336.56
22	\$346.54	\$355.20	\$346.54	\$355.20	\$346.54	\$355.20	\$466.73	\$478.40	\$336.56
23	\$346.54	\$355.20	\$346.54	\$355.20	\$346.54	\$355.20	\$466.73	\$478.40	\$336.56
24	\$346.54	\$355.20	\$346.54	\$355.20	\$346.54	\$355.20	\$466.73	\$478.40	\$336.56
25	\$347.93	\$356.62	\$347.93	\$356.62	\$347.93	\$356.62	\$468.60	\$480.31	\$337.91
26	\$354.86	\$363.73	\$354.86	\$363.73	\$354.86	\$363.73	\$477.93	\$489.88	\$344.64
27	\$363.17	\$372.25	\$363.17	\$372.25	\$363.17	\$372.25	\$489.13	\$501.36	\$352.71
28	\$376.69	\$386.11	\$376.69	\$386.11	\$376.69	\$386.11	\$507.34	\$520.02	\$374.99
29	\$387.78	\$397.47	\$387.78	\$397.47	\$387.78	\$397.47	\$522.27	\$535.33	\$376.61
30	\$393.32	\$403.16	\$393.32	\$403.16	\$393.32	\$403.16	\$529.74	\$542.98	\$382.00
31	\$401.64	\$411.68	\$401.64	\$411.68	\$401.64	\$411.68	\$540.94	\$554.46	\$390.82
32	\$409.96	\$420.21	\$409.96	\$420.21	\$409.96	\$420.21	\$552.14	\$565.95	\$398.15
33	\$415.15	\$425.53	\$415.15	\$425.53	\$415.15	\$425.53	\$559.12	\$573.12	\$403.20
34	\$420.70	\$431.22	\$420.70	\$431.22	\$420.70	\$431.22	\$566.61	\$580.78	\$408.58
35	\$423.47	\$434.06	\$423.47	\$434.06	\$423.47	\$434.06	\$570.34	\$584.60	\$411.28
36	\$426.24	\$436.90	\$426.24	\$436.90	\$426.24	\$436.90	\$574.08	\$588.43	\$413.97
37	\$429.02	\$439.74	\$429.02	\$439.74	\$429.02	\$439.74	\$577.81	\$592.26	\$416.66
38	\$431.79	\$442.58	\$431.79	\$442.58	\$431.79	\$442.58	\$581.55	\$596.08	\$419.35
39	\$437.33	\$448.27	\$437.33	\$448.27	\$437.33	\$448.27	\$589.01	\$603.74	\$424.74
40	\$442.88	\$453.95	\$442.88	\$453.95	\$442.88	\$453.95	\$596.48	\$611.39	\$430.12
41	\$451.20	\$462.47	\$451.20	\$462.47	\$451.20	\$462.47	\$607.68	\$622.87	\$438.20
42	\$459.17	\$470.64	\$459.17	\$470.64	\$459.17	\$470.64	\$618.42	\$633.88	\$445.94
43	\$470.25	\$482.01	\$470.25	\$482.01	\$470.25	\$482.01	\$633.35	\$649.19	\$456.71
44	\$484.12	\$496.22	\$484.12	\$496.22	\$484.12	\$496.22	\$652.02	\$668.32	\$470.17
45	\$500.40	\$512.91	\$500.40	\$512.91	\$500.40	\$512.91	\$673.96	\$690.81	\$485.99
46	\$519.81	\$532.81	\$519.81	\$532.81	\$519.81	\$532.81	\$700.10	\$717.60	\$504.84
47	\$541.64	\$555.18	\$541.64	\$555.18	\$541.64	\$555.18	\$729.50	\$747.74	\$526.04
48	\$566.59	\$580.76	\$566.59	\$580.76	\$566.59	\$580.76	\$763.10	\$779.53	\$550.28
49	\$591.20	\$605.98	\$591.20	\$605.98	\$591.20	\$605.98	\$796.24	\$816.15	\$574.17
50	\$618.92	\$634.39	\$618.92	\$634.39	\$618.92	\$634.39	\$833.58	\$854.42	\$601.10
51	\$646.30	\$662.45	\$646.30	\$662.45	\$646.30	\$662.45	\$870.45	\$892.21	\$627.68
52	\$676.45	\$693.36	\$676.45	\$693.36	\$676.45	\$693.36	\$911.06	\$933.83	\$656.97
53	\$706.94	\$724.62	\$706.94	\$724.62	\$706.94	\$724.62	\$952.13	\$975.93	\$686.58
54	\$739.86	\$758.36	\$739.86	\$758.36	\$739.86	\$758.36	\$996.47	\$1,021.38	\$718.56
55	\$772.78	\$792.10	\$772.78	\$792.10	\$772.78	\$792.10	\$1,040.81	\$1,066.83	\$750.53
56	\$808.48	\$828.69	\$808.48	\$828.69	\$808.48	\$828.69	\$1,088.88	\$1,116.10	\$785.19
57	\$844.52	\$865.63	\$844.52	\$865.63	\$844.52	\$865.63	\$1,137.42	\$1,165.86	\$820.20
58	\$882.98	\$905.06	\$882.98	\$905.06	\$882.98	\$905.06	\$1,189.23	\$1,218.96	\$857.55
59	\$902.04	\$924.59	\$902.04	\$924.59	\$902.04	\$924.59	\$1,214.90	\$1,245.27	\$876.07
60	\$940.51	\$964.02	\$940.51	\$964.02	\$940.51	\$964.02	\$1,266.71	\$1,298.37	\$913.42
61	\$973.78	\$998.12	\$973.78	\$998.12	\$973.78	\$998.12	\$1,311.51	\$1,344.30	\$945.73
62	\$995.61	\$1,020.50	\$995.61	\$1,020.50	\$995.61	\$1,020.50	\$1,340.92	\$1,374.44	\$966.94
63	\$1,022.99	\$1,048.56	\$1,022.99	\$1,048.56	\$1,022.99	\$1,048.56	\$1,377.79	\$1,412.23	\$993.53
64+	\$1,039.62	\$1,065.61	\$1,039.62	\$1,065.61	\$1,039.62	\$1,065.61	\$1,400.19	\$1,435.19	\$1,009.68

Company Name:
Market:
Product:
Effective Date of Rates:

HIOS Plan ID (On Exchange)=>	0040007	16322PA0040007	16322PA0040008	16322PA0040008	16322PA0040008	16322PA0040008	16322PA0040008	16322PA0040008	16322PA0040010	16322PA0040010
HIOS Plan ID (Off Exchange)=>	0040007	16322PA0040007	16322PA0040008	16322PA0040008	16322PA0040008	16322PA0040008	16322PA0040008	16322PA0040008	16322PA0040010	16322PA0040010
Plan Marketing Name =>	50/\$50 - Premium	Stage Silver \$1,750/\$50 - Premium	Stage Silver \$3,500/\$25 - Premium	Stage Silver \$3,500/\$25 - Premium	Stage Silver \$3,500/\$25 - Premium	Stage Silver \$3,500/\$25 - Premium	Stage Silver \$3,500/\$25 - Premium	Stage Silver \$3,500/\$25 - Premium	Stage Gold \$800/\$20 - Premium	Stage Gold \$800/\$20 - Premium
Form # =>	63	663	663	663	663	663	663	663	663	663
Rating Area =>	6	6	1	2	4	5	6	1	2	
Network =>	w/Dominion P	Premium West w/Dominion P	Premium West w/Dominion P	Premium West w/Dominion P	Premium West w/Dominion P	Premium West w/Dominion P	Premium West w/Dominion P	Premium West w/Dominion P	Premium West w/Dominion P	Premium West w/Dominion P
Metal =>	Silver	Silver	Silver	Silver	Silver	Silver	Silver	Silver	Gold	Gold
Deductible =>	\$3500	\$1750 / \$3500	\$3500 / \$7000	\$3500 / \$7000	\$3500 / \$7000	\$3500 / \$7000	\$3500 / \$7000	\$3500 / \$7000	\$800 / \$1600	\$800 / \$1600
Coinsurance =>	%	80%	90%	90%	90%	90%	90%	90%	90%	90%
Copays =>	\$80	\$50 / \$80	\$25 / \$75	\$25 / \$75	\$25 / \$75	\$25 / \$75	\$25 / \$75	\$25 / \$75	\$20 / \$50	\$20 / \$50
OOP Maximum =>	\$15800	\$7900 / \$15800	\$7900 / \$15800	\$7900 / \$15800	\$7900 / \$15800	\$7900 / \$15800	\$7900 / \$15800	\$7900 / \$15800	\$5000 / \$10000	\$5000 / \$10000
Pediatric Dental (Yes/No) =>	Yes	Yes	Yes	Yes	Yes	Yes	Yes	Yes	Yes	Yes
Age Band	Tobacco	Non-Tobacco	Tobacco	Non-Tobacco	Tobacco	Non-Tobacco	Tobacco	Non-Tobacco	Tobacco	Non-Tobacco
0 - 14	\$257.47	\$346.77	\$346.77	\$262.60	\$262.60	\$262.60	\$262.60	\$262.60	\$262.60	\$262.60
15	\$280.35	\$377.59	\$377.59	\$285.94	\$285.94	\$285.94	\$285.94	\$285.94	\$285.94	\$285.94
16	\$289.11	\$389.38	\$389.38	\$294.87	\$294.87	\$294.87	\$294.87	\$294.87	\$294.87	\$294.87
17	\$297.86	\$401.16	\$401.16	\$303.79	\$303.79	\$303.79	\$303.79	\$303.79	\$303.79	\$303.79
18	\$314.96	\$413.85	\$424.20	\$313.41	\$321.24	\$313.41	\$321.24	\$313.41	\$422.11	\$432.66
19	\$324.62	\$426.55	\$437.21	\$323.02	\$331.09	\$323.02	\$331.09	\$323.02	\$331.09	\$435.05
20	\$334.62	\$439.69	\$450.68	\$332.97	\$341.30	\$332.97	\$341.30	\$332.97	\$341.30	\$448.46
21	\$344.97	\$453.29	\$464.62	\$343.27	\$351.85	\$343.27	\$351.85	\$343.27	\$351.85	\$462.33
22	\$344.97	\$453.29	\$464.62	\$343.27	\$351.85	\$343.27	\$351.85	\$343.27	\$351.85	\$462.33
23	\$344.97	\$453.29	\$464.62	\$343.27	\$351.85	\$343.27	\$351.85	\$343.27	\$351.85	\$462.33
24	\$344.97	\$453.29	\$464.62	\$343.27	\$351.85	\$343.27	\$351.85	\$343.27	\$351.85	\$462.33
25	\$346.35	\$455.10	\$466.48	\$344.64	\$353.26	\$344.64	\$353.26	\$344.64	\$353.26	\$464.18
26	\$353.25	\$464.17	\$475.77	\$351.51	\$360.30	\$351.51	\$360.30	\$351.51	\$360.30	\$473.43
27	\$361.53	\$475.05	\$486.92	\$359.75	\$368.74	\$359.75	\$368.74	\$359.75	\$368.74	\$484.52
28	\$374.99	\$492.73	\$505.04	\$373.13	\$382.46	\$373.13	\$382.46	\$373.13	\$382.46	\$502.55
29	\$386.03	\$507.23	\$519.91	\$384.12	\$393.72	\$384.12	\$393.72	\$384.12	\$393.72	\$517.35
30	\$391.55	\$514.48	\$527.35	\$389.61	\$399.35	\$389.61	\$399.35	\$389.61	\$399.35	\$524.74
31	\$399.82	\$525.36	\$538.50	\$397.85	\$407.80	\$397.85	\$407.80	\$397.85	\$407.80	\$535.84
32	\$408.10	\$536.24	\$549.65	\$406.09	\$416.24	\$406.09	\$416.24	\$406.09	\$416.24	\$546.94
33	\$413.28	\$543.04	\$556.62	\$411.24	\$421.52	\$411.24	\$421.52	\$411.24	\$421.52	\$553.87
34	\$418.80	\$550.29	\$564.05	\$416.73	\$427.15	\$416.73	\$427.15	\$416.73	\$427.15	\$561.27
35	\$421.56	\$553.92	\$567.77	\$419.48	\$429.96	\$419.48	\$429.96	\$419.48	\$429.96	\$564.97
36	\$424.32	\$557.55	\$571.49	\$422.22	\$432.78	\$422.22	\$432.78	\$422.22	\$432.78	\$568.67
37	\$427.08	\$561.17	\$575.20	\$424.97	\$435.59	\$424.97	\$435.59	\$424.97	\$435.59	\$572.36
38	\$429.84	\$564.80	\$578.92	\$427.71	\$438.41	\$427.71	\$438.41	\$427.71	\$438.41	\$576.06
39	\$435.36	\$572.05	\$586.35	\$433.21	\$444.04	\$433.21	\$444.04	\$433.21	\$444.04	\$583.46
40	\$440.88	\$579.30	\$593.79	\$438.70	\$449.67	\$438.70	\$449.67	\$438.70	\$449.67	\$590.86
41	\$449.16	\$590.18	\$604.94	\$446.94	\$458.11	\$446.94	\$458.11	\$446.94	\$458.11	\$601.95
42	\$457.09	\$600.61	\$615.62	\$454.83	\$466.20	\$454.83	\$466.20	\$454.83	\$466.20	\$612.59
43	\$468.13	\$615.11	\$630.49	\$465.82	\$477.46	\$465.82	\$477.46	\$465.82	\$477.46	\$627.38
44	\$481.93	\$633.25	\$649.08	\$479.55	\$491.54	\$479.55	\$491.54	\$479.55	\$491.54	\$645.88
45	\$498.14	\$654.55	\$670.91	\$495.68	\$508.07	\$495.68	\$508.07	\$495.68	\$508.07	\$667.60
46	\$517.46	\$679.94	\$696.93	\$514.91	\$527.78	\$514.91	\$527.78	\$514.91	\$527.78	\$693.50
47	\$539.19	\$708.49	\$726.20	\$536.53	\$549.94	\$536.53	\$549.94	\$536.53	\$549.94	\$722.62
48	\$564.03	\$741.13	\$759.66	\$561.25	\$575.28	\$561.25	\$575.28	\$561.25	\$575.28	\$775.91
49	\$588.53	\$773.31	\$792.65	\$585.62	\$600.26	\$585.62	\$600.26	\$585.62	\$600.26	\$788.73
50	\$616.12	\$809.58	\$829.82	\$613.08	\$628.41	\$613.08	\$628.41	\$613.08	\$628.41	\$825.72
51	\$643.38	\$845.39	\$866.52	\$640.20	\$656.20	\$640.20	\$656.20	\$640.20	\$656.20	\$862.25
52	\$673.39	\$884.82	\$906.94	\$670.06	\$686.81	\$670.06	\$686.81	\$670.06	\$686.81	\$902.47
53	\$703.75	\$924.71	\$947.83	\$700.27	\$717.78	\$700.27	\$717.78	\$700.27	\$717.78	\$943.15
54	\$736.52	\$967.77	\$991.97	\$732.88	\$751.20	\$732.88	\$751.20	\$732.88	\$751.20	\$987.07
55	\$769.29	\$1,010.84	\$1,036.11	\$765.49	\$784.63	\$765.49	\$784.63	\$765.49	\$784.63	\$1,031.00
56	\$804.82	\$1,057.53	\$1,083.96	\$800.85	\$820.87	\$800.85	\$820.87	\$800.85	\$820.87	\$1,078.62
57	\$840.70	\$1,104.67	\$1,132.28	\$836.55	\$857.46	\$836.55	\$857.46	\$836.55	\$857.46	\$1,126.70
58	\$878.99	\$1,154.98	\$1,183.86	\$874.65	\$896.52	\$874.65	\$896.52	\$874.65	\$896.52	\$1,178.02
59	\$897.97	\$1,179.91	\$1,209.41	\$893.53	\$915.87	\$893.53	\$915.87	\$893.53	\$915.87	\$1,203.44
60	\$936.26	\$1,230.23	\$1,260.98	\$931.63	\$954.93	\$931.63	\$954.93	\$931.63	\$954.93	\$1,254.76
61	\$969.38	\$1,273.74	\$1,305.59	\$964.59	\$988.70	\$964.59	\$988.70	\$964.59	\$988.70	\$1,299.15
62	\$991.11	\$1,302.30	\$1,334.86	\$986.21	\$1,010.87	\$986.21	\$1,010.87	\$986.21	\$1,010.87	\$1,328.27
63	\$1,018.36	\$1,338.11	\$1,371.56	\$1,013.33	\$1,038.67	\$1,013.33	\$1,038.67	\$1,013.33	\$1,038.67	\$1,364.80
64+	\$1,034.92	\$1,359.87	\$1,393.87	\$1,029.81	\$1,055.56	\$1,029.81	\$1,055.56	\$1,029.81	\$1,055.56	\$1,386.99

Company Name:
Market:
Product:
Effective Date of Rates:

HIOS Plan ID (On Exchange)=>	16322PA0040010	16322PA0040010	16322PA0040010	16322PA0040012	16322PA0040012	16322PA0040012	16322PA0040012	16322PA0040012	16322PA0040012	16322PA0040012
HIOS Plan ID (Off Exchange)=>	16322PA0040010	16322PA0040010	16322PA0040010	16322PA0040012	16322PA0040012	16322PA0040012	16322PA0040012	16322PA0040012	16322PA0040012	16322PA0040012
Plan Marketing Name =>	Antage Gold \$800/\$20 - Premium	Antage Gold \$800/\$20 - Premium	Antage Gold \$800/\$20 - Premium	Antage Platinum \$250/\$20 - Premium	Antage Platinum \$250/\$20 - Premium	Antage Platinum \$250/\$20 - Premium	Antage Platinum \$250/\$20 - Premium	Antage Platinum \$250/\$20 - Premium	Antage Platinum \$250/\$20 - Premium	Antage Platinum \$250/\$20 - Premium
Form # =>	663	663	663	663	663	663	663	663	663	663
Rating Area =>	4	5	6	1	2	4	5	6		
Network =>	Premium West w/Dominion P	Premium West w/Dominion P	Premium West w/Dominion P	Premium West w/Dominion P	Premium West w/Dominion P	Premium West w/Dominion P	Premium West w/Dominion P	Premium West w/Dominion P	Premium West w/Dominion P	Premium West w/Dominion P
Metal =>	Gold	Gold	Gold	Platinum	Platinum	Platinum	Platinum	Platinum	Platinum	Platinum
Deductible =>	\$800/ \$1600	\$800/ \$1600	\$800/ \$1600	\$250/ \$500	\$250/ \$500	\$250/ \$500	\$250/ \$500	\$250/ \$500	\$250/ \$500	\$250/ \$500
Coinsurance =>	90%	90%	90%	90%	90%	90%	90%	90%	90%	90%
Copays =>	\$20 / \$50	\$20 / \$50	\$20 / \$50	\$20 / 10%	\$20 / 10%	\$20 / 10%	\$20 / 10%	\$20 / 10%	\$20 / 10%	\$20 / 10%
OOP Maximum =>	\$5000/ \$10000	\$5000/ \$10000	\$5000/ \$10000	\$1500/ \$3000	\$1500/ \$3000	\$1500/ \$3000	\$1500/ \$3000	\$1500/ \$3000	\$1500/ \$3000	\$1500/ \$3000
Pediatric Dental (Yes/No) =>	Yes	Yes	Yes	Yes	Yes	Yes	Yes	Yes	Yes	Yes
Age Band	Non-Tobacco	Tobacco	Non-Tobacco	Tobacco	Non-Tobacco	Tobacco	Non-Tobacco	Tobacco	Non-Tobacco	Tobacco
0 - 14	\$279.28	\$279.28	\$279.28	\$279.28	\$376.14	\$376.14	\$489.47	\$489.47	\$489.47	\$489.47
15	\$304.10	\$304.10	\$304.10	\$304.10	\$409.58	\$409.58	\$532.98	\$532.98	\$532.98	\$532.98
16	\$313.60	\$313.60	\$313.60	\$313.60	\$422.36	\$422.36	\$549.61	\$549.61	\$549.61	\$549.61
17	\$323.09	\$323.09	\$323.09	\$323.09	\$435.15	\$435.15	\$566.25	\$566.25	\$566.25	\$566.25
18	\$333.31	\$341.64	\$333.31	\$341.64	\$448.91	\$460.14	\$584.16	\$598.77	\$584.16	\$598.77
19	\$343.53	\$352.12	\$343.53	\$352.12	\$462.68	\$474.25	\$602.08	\$617.13	\$602.08	\$617.13
20	\$354.12	\$362.97	\$354.12	\$362.97	\$476.94	\$488.86	\$620.64	\$636.15	\$620.64	\$636.15
21	\$365.07	\$374.20	\$365.07	\$374.20	\$491.69	\$503.98	\$639.83	\$655.83	\$639.83	\$655.83
22	\$365.07	\$374.20	\$365.07	\$374.20	\$491.69	\$503.98	\$639.83	\$655.83	\$639.83	\$655.83
23	\$365.07	\$374.20	\$365.07	\$374.20	\$491.69	\$503.98	\$639.83	\$655.83	\$639.83	\$655.83
24	\$365.07	\$374.20	\$365.07	\$374.20	\$491.69	\$503.98	\$639.83	\$655.83	\$639.83	\$655.83
25	\$366.53	\$375.69	\$366.53	\$375.69	\$493.66	\$506.00	\$642.39	\$658.45	\$642.39	\$658.45
26	\$373.83	\$383.18	\$373.83	\$383.18	\$503.49	\$516.08	\$655.19	\$671.57	\$655.19	\$671.57
27	\$382.59	\$392.16	\$382.59	\$392.16	\$515.29	\$528.17	\$670.54	\$687.31	\$670.54	\$687.31
28	\$396.83	\$406.75	\$396.83	\$406.75	\$534.47	\$547.83	\$695.50	\$712.88	\$695.50	\$712.88
29	\$408.51	\$418.73	\$408.51	\$418.73	\$550.20	\$563.96	\$715.97	\$733.87	\$715.97	\$733.87
30	\$414.35	\$424.71	\$414.35	\$424.71	\$558.07	\$572.02	\$726.21	\$744.36	\$726.21	\$744.36
31	\$423.12	\$433.69	\$423.12	\$433.69	\$569.87	\$584.12	\$741.56	\$760.10	\$741.56	\$760.10
32	\$431.88	\$442.67	\$431.88	\$442.67	\$581.67	\$596.21	\$756.92	\$775.84	\$756.92	\$775.84
33	\$437.35	\$448.29	\$437.35	\$448.29	\$589.04	\$603.77	\$766.52	\$785.68	\$766.52	\$785.68
34	\$443.19	\$454.27	\$443.19	\$454.27	\$596.91	\$611.83	\$776.75	\$796.17	\$776.75	\$796.17
35	\$446.12	\$457.27	\$446.12	\$457.27	\$600.85	\$615.87	\$781.87	\$801.42	\$781.87	\$801.42
36	\$449.04	\$460.26	\$449.04	\$460.26	\$604.78	\$619.90	\$786.99	\$806.67	\$786.99	\$806.67
37	\$451.96	\$463.26	\$451.96	\$463.26	\$608.71	\$623.93	\$792.11	\$811.91	\$792.11	\$811.91
38	\$454.88	\$466.25	\$454.88	\$466.25	\$612.65	\$627.96	\$797.23	\$817.16	\$797.23	\$817.16
39	\$460.72	\$472.24	\$460.72	\$472.24	\$620.51	\$636.03	\$807.47	\$827.65	\$807.47	\$827.65
40	\$466.56	\$478.22	\$466.56	\$478.22	\$628.38	\$644.09	\$817.70	\$838.15	\$817.70	\$838.15
41	\$475.32	\$487.20	\$475.32	\$487.20	\$640.18	\$656.18	\$833.06	\$853.89	\$833.06	\$853.89
42	\$483.72	\$495.81	\$483.72	\$495.81	\$651.49	\$667.78	\$847.77	\$868.97	\$847.77	\$868.97
43	\$495.40	\$507.78	\$495.40	\$507.78	\$667.22	\$683.90	\$868.25	\$889.96	\$868.25	\$889.96
44	\$510.00	\$522.75	\$510.00	\$522.75	\$686.89	\$704.06	\$893.84	\$916.19	\$893.84	\$916.19
45	\$527.16	\$540.34	\$527.16	\$540.34	\$710.00	\$727.75	\$923.91	\$947.01	\$923.91	\$947.01
46	\$547.61	\$561.30	\$547.61	\$561.30	\$737.54	\$755.97	\$959.75	\$983.74	\$959.75	\$983.74
47	\$570.60	\$584.87	\$570.60	\$584.87	\$768.51	\$787.72	\$1,000.05	\$1,025.06	\$1,000.05	\$1,025.06
48	\$596.89	\$611.81	\$596.89	\$611.81	\$803.91	\$824.01	\$1,046.12	\$1,072.28	\$1,046.12	\$1,072.28
49	\$622.81	\$638.38	\$622.81	\$638.38	\$838.82	\$859.79	\$1,091.55	\$1,118.84	\$1,091.55	\$1,118.84
50	\$652.02	\$668.32	\$652.02	\$668.32	\$878.16	\$900.11	\$1,142.74	\$1,171.30	\$1,142.74	\$1,171.30
51	\$680.86	\$697.88	\$680.86	\$697.88	\$917.00	\$939.93	\$1,193.28	\$1,223.12	\$1,193.28	\$1,223.12
52	\$712.62	\$730.43	\$712.62	\$730.43	\$959.78	\$983.77	\$1,248.95	\$1,280.17	\$1,248.95	\$1,280.17
53	\$744.74	\$763.36	\$744.74	\$763.36	\$1,003.05	\$1,028.12	\$1,305.25	\$1,337.88	\$1,305.25	\$1,337.88
54	\$779.42	\$798.91	\$779.42	\$798.91	\$1,049.76	\$1,076.00	\$1,366.04	\$1,400.19	\$1,366.04	\$1,400.19
55	\$814.11	\$834.46	\$814.11	\$834.46	\$1,096.47	\$1,123.88	\$1,426.82	\$1,462.49	\$1,426.82	\$1,462.49
56	\$851.71	\$873.00	\$851.71	\$873.00	\$1,147.11	\$1,175.79	\$1,492.72	\$1,530.04	\$1,492.72	\$1,530.04
57	\$889.68	\$911.92	\$889.68	\$911.92	\$1,198.25	\$1,228.20	\$1,559.27	\$1,598.25	\$1,559.27	\$1,598.25
58	\$930.20	\$953.45	\$930.20	\$953.45	\$1,252.83	\$1,284.15	\$1,630.29	\$1,671.04	\$1,630.29	\$1,671.04
59	\$950.28	\$974.03	\$950.28	\$974.03	\$1,279.87	\$1,311.87	\$1,665.48	\$1,707.11	\$1,665.48	\$1,707.11
60	\$990.80	\$1,015.57	\$990.80	\$1,015.57	\$1,334.45	\$1,367.81	\$1,736.50	\$1,779.91	\$1,736.50	\$1,779.91
61	\$1,025.85	\$1,051.49	\$1,025.85	\$1,051.49	\$1,381.65	\$1,416.19	\$1,797.92	\$1,842.87	\$1,797.92	\$1,842.87
62	\$1,048.85	\$1,075.07	\$1,048.85	\$1,075.07	\$1,412.63	\$1,447.94	\$1,838.23	\$1,884.19	\$1,838.23	\$1,884.19
63	\$1,077.69	\$1,104.63	\$1,077.69	\$1,104.63	\$1,451.47	\$1,487.76	\$1,888.78	\$1,936.00	\$1,888.78	\$1,936.00
64+	\$1,095.21	\$1,122.59	\$1,095.21	\$1,122.59	\$1,475.07	\$1,511.95	\$1,919.49	\$1,967.48	\$1,919.49	\$1,967.48

Company Name:
Market:
Product:
Effective Date of Rates:

HIOS Plan ID (On Exchange)=>	0040024	16322PA0040024	16322PA0040024	16322PA0040024	16322PA0040024	16322PA0040024	16322PA0040025	16322PA0040025	16322PA0040025	16322PA0040025
HIOS Plan ID (Off Exchange)=>	0040024	16322PA0040024	16322PA0040024	16322PA0040024	16322PA0040024	16322PA0040024	16322PA0040025	16322PA0040025	16322PA0040025	16322PA0040025
Plan Marketing Name =>	950/\$35 - Premium	Age Bronze \$6,950/\$35 - Premium	Age Bronze \$6,950/\$35 - Premium	Age Bronze \$6,950/\$35 - Premium	Age Bronze \$6,950/\$35 - Premium	Age Bronze \$6,950/\$35 - Premium	Age Silver HSA \$2,700/20% - Premium	Age Silver HSA \$2,700/20% - Premium	Age Silver HSA \$2,700/20% - Premium	Age Silver HSA \$2,700/20% - Premium
Form # =>	63	663	663	663	663	663	664	664	664	664
Rating Area =>		2	4	5	6	1	2	4	5	
Network =>	w/Dominion P	Premium West w/Dominion P	Premium West w/Dominion P	Premium West w/Dominion P	Premium West w/Dominion P	Premium West w/Dominion P	Premium West w/Dominion P	Premium West w/Dominion P	Premium West w/Dominion P	Premium West w/Dominion P
Metal =>	nze	Bronze	Bronze	Bronze	Bronze	Bronze	Silver	Silver	Silver	Silver
Deductible =>	\$13900	\$6950/ \$13900	\$6950/ \$13900	\$6950/ \$13900	\$6950/ \$13900	\$6950/ \$13900	\$2700/ \$5400	\$2700/ \$5400	\$2700/ \$5400	\$2700/ \$5400
Coinsurance =>	0%	100%	100%	100%	100%	100%	80%	80%	80%	80%
Copays =>	/ \$0	\$35 / \$0	\$35 / \$0	\$35 / \$0	\$35 / \$0	\$35 / \$0	\$0/ 20%	\$0/ 20%	\$0/ 20%	\$0/ 20%
OOP Maximum =>	\$15800	\$7900/ \$15800	\$7900/ \$15800	\$7900/ \$15800	\$7900/ \$15800	\$7900/ \$15800	\$5000/ \$10000	\$5000/ \$10000	\$5000/ \$10000	\$5000/ \$10000
Pediatric Dental (Yes/No) =>	es	Yes	Yes	Yes	Yes	Yes	Yes	Yes	Yes	Yes
Age Band	Tobacco	Non-Tobacco	Tobacco	Non-Tobacco	Tobacco	Non-Tobacco	Tobacco	Non-Tobacco	Tobacco	Non-Tobacco
0 - 14	\$201.70	\$201.70	\$201.70	\$201.70	\$201.70	\$201.70	\$271.65	\$271.65	\$218.74	\$218.74
15	\$219.63	\$219.63	\$219.63	\$219.63	\$219.63	\$219.63	\$295.80	\$295.80	\$238.18	\$238.18
16	\$226.48	\$226.48	\$226.48	\$226.48	\$226.48	\$226.48	\$305.03	\$305.03	\$245.61	\$245.61
17	\$233.34	\$233.34	\$233.34	\$233.34	\$233.34	\$233.34	\$314.26	\$314.26	\$253.05	\$253.05
18	\$246.74	\$240.72	\$246.74	\$240.72	\$246.74	\$240.72	\$324.21	\$332.31	\$261.05	\$267.58
19	\$254.31	\$248.10	\$254.31	\$248.10	\$254.31	\$248.10	\$334.15	\$342.50	\$269.06	\$275.79
20	\$262.14	\$255.75	\$262.14	\$255.75	\$262.14	\$255.75	\$344.45	\$353.06	\$277.35	\$284.29
21	\$270.25	\$263.66	\$270.25	\$263.66	\$270.25	\$263.66	\$353.10	\$363.98	\$285.93	\$293.08
22	\$270.25	\$263.66	\$270.25	\$263.66	\$270.25	\$263.66	\$355.10	\$363.98	\$285.93	\$293.08
23	\$270.25	\$263.66	\$270.25	\$263.66	\$270.25	\$263.66	\$355.10	\$363.98	\$285.93	\$293.08
24	\$270.25	\$263.66	\$270.25	\$263.66	\$270.25	\$263.66	\$355.10	\$363.98	\$285.93	\$293.08
25	\$271.33	\$264.71	\$271.33	\$264.71	\$271.33	\$264.71	\$356.52	\$365.43	\$287.07	\$294.25
26	\$276.74	\$269.99	\$276.74	\$269.99	\$276.74	\$269.99	\$363.62	\$372.71	\$292.79	\$300.11
27	\$283.22	\$276.32	\$283.22	\$276.32	\$283.22	\$276.32	\$372.14	\$381.45	\$299.65	\$307.15
28	\$293.76	\$286.60	\$293.76	\$286.60	\$293.76	\$286.60	\$385.99	\$395.64	\$310.81	\$318.58
29	\$302.41	\$295.04	\$302.41	\$295.04	\$302.41	\$295.04	\$397.36	\$407.29	\$319.96	\$327.95
30	\$306.74	\$299.25	\$306.74	\$299.25	\$306.74	\$299.25	\$403.04	\$413.11	\$324.53	\$332.64
31	\$313.22	\$305.58	\$313.22	\$305.58	\$313.22	\$305.58	\$411.56	\$421.85	\$331.39	\$339.68
32	\$319.71	\$311.91	\$319.71	\$311.91	\$319.71	\$311.91	\$420.08	\$430.59	\$338.26	\$346.71
33	\$323.76	\$315.86	\$323.76	\$315.86	\$323.76	\$315.86	\$425.41	\$436.05	\$342.54	\$351.11
34	\$328.09	\$320.08	\$328.09	\$320.08	\$328.09	\$320.08	\$431.09	\$441.87	\$347.12	\$355.80
35	\$330.25	\$322.19	\$330.25	\$322.19	\$330.25	\$322.19	\$433.93	\$444.78	\$349.41	\$358.14
36	\$332.41	\$324.30	\$332.41	\$324.30	\$332.41	\$324.30	\$436.77	\$447.69	\$351.69	\$360.49
37	\$334.57	\$326.41	\$334.57	\$326.41	\$334.57	\$326.41	\$439.61	\$450.60	\$353.98	\$362.83
38	\$336.73	\$328.52	\$336.73	\$328.52	\$336.73	\$328.52	\$442.45	\$453.52	\$356.27	\$365.18
39	\$341.06	\$332.74	\$341.06	\$332.74	\$341.06	\$332.74	\$448.14	\$459.34	\$360.84	\$369.86
40	\$345.38	\$336.96	\$345.38	\$336.96	\$345.38	\$336.96	\$453.82	\$465.16	\$365.42	\$374.55
41	\$351.87	\$343.29	\$351.87	\$343.29	\$351.87	\$343.29	\$462.34	\$473.90	\$372.28	\$381.59
42	\$358.08	\$349.35	\$358.08	\$349.35	\$358.08	\$349.35	\$470.51	\$482.27	\$378.86	\$388.33
43	\$366.73	\$357.79	\$366.73	\$357.79	\$366.73	\$357.79	\$481.87	\$493.92	\$388.01	\$397.71
44	\$377.54	\$368.33	\$377.54	\$368.33	\$377.54	\$368.33	\$496.07	\$508.48	\$399.44	\$409.43
45	\$390.24	\$380.73	\$390.24	\$380.73	\$390.24	\$380.73	\$512.76	\$525.58	\$412.88	\$423.20
46	\$405.38	\$395.49	\$405.38	\$395.49	\$405.38	\$395.49	\$532.65	\$545.97	\$428.90	\$439.62
47	\$422.40	\$412.10	\$422.40	\$412.10	\$422.40	\$412.10	\$555.02	\$568.90	\$446.91	\$458.08
48	\$441.86	\$431.08	\$441.86	\$431.08	\$441.86	\$431.08	\$580.59	\$595.10	\$479.18	\$467.50
49	\$461.05	\$449.80	\$461.05	\$449.80	\$461.05	\$449.80	\$605.80	\$620.95	\$487.80	\$499.99
50	\$482.67	\$470.90	\$482.67	\$470.90	\$482.67	\$470.90	\$634.21	\$650.06	\$510.67	\$523.44
51	\$504.02	\$491.73	\$504.02	\$491.73	\$504.02	\$491.73	\$662.26	\$678.82	\$533.26	\$546.59
52	\$527.53	\$514.66	\$527.53	\$514.66	\$527.53	\$514.66	\$693.16	\$710.48	\$558.14	\$572.09
53	\$551.31	\$537.87	\$551.31	\$537.87	\$551.31	\$537.87	\$724.40	\$742.51	\$583.30	\$597.88
54	\$576.99	\$562.91	\$576.99	\$562.91	\$576.99	\$562.91	\$758.14	\$777.09	\$610.46	\$625.72
55	\$602.66	\$587.96	\$602.66	\$587.96	\$602.66	\$587.96	\$791.87	\$811.67	\$637.62	\$653.56
56	\$630.50	\$615.12	\$630.50	\$615.12	\$630.50	\$615.12	\$828.45	\$849.16	\$667.07	\$683.75
57	\$658.60	\$642.54	\$658.60	\$642.54	\$658.60	\$642.54	\$865.38	\$887.01	\$696.81	\$714.23
58	\$688.60	\$671.81	\$688.60	\$671.81	\$688.60	\$671.81	\$904.79	\$927.41	\$728.55	\$746.76
59	\$703.46	\$686.31	\$703.46	\$686.31	\$703.46	\$686.31	\$943.33	\$967.43	\$762.88	\$781.28
60	\$733.46	\$715.57	\$733.46	\$715.57	\$733.46	\$715.57	\$983.74	\$1,008.26	\$803.46	\$823.55
61	\$759.41	\$740.88	\$759.41	\$740.88	\$759.41	\$740.88	\$1,022.78	\$1,047.46	\$844.07	\$865.17
62	\$776.43	\$757.50	\$776.43	\$757.50	\$776.43	\$757.50	\$1,065.30	\$1,091.93	\$879.23	\$897.23
63	\$797.78	\$778.32	\$797.78	\$778.32	\$797.78	\$778.32	\$1,065.30	\$1,091.93	\$879.23	\$897.23
64+	\$810.75	\$790.98	\$810.75	\$790.98	\$810.75	\$790.98	\$810.75	\$790.98	\$810.75	\$790.98

Effective Date of Rates:

HIOS Plan ID (On Exchange)=>						16322PA0040039		16322PA0040039		16322PA0040039		16322PA0040039		16322PA0040040		16322PA0040040	
HIOS Plan ID (Off Exchange)=>		0040037		16322PA0040037		16322PA0040037		16322PA0040039		16322PA0040039		16322PA0040039		16322PA0040040		16322PA0040040	
Plan Marketing Name =>		00/\$60 - Premium Silver \$2,000/\$60 - Premium		16322PA0040037		16322PA0040037		16322PA0040039		16322PA0040039		16322PA0040039		16322PA0040040		16322PA0040040	
Form # =>		63		663		663		663		663		663		663		663	
Rating Area =>		5		6		6		6		7		9		3		6	
Network =>		w/Dominion P		Premium West w/Dominion P		Premium West w/Dominion P		Premium East w/Dominion P		Premium East w/Dominion P		Premium East w/Dominion P		Premium East w/Dominion P		Premium East w/Dominion P	
Metal =>		ver		Silver		Silver		Bronze		Bronze		Bronze		Bronze		Silver	
Deductible =>		\$4000		\$2000/ \$4000		\$2000/ \$4000		\$6950/ \$13900		\$6950/ \$13900		\$6950/ \$13900		\$6950/ \$13900		\$3500/ \$7000	
Coinsurance =>		%		80%		80%		100%		100%		100%		100%		90%	
Copays =>		\$80		\$60 / \$80		\$60 / \$80		\$35 / \$0		\$35 / \$0		\$35 / \$0		\$35 / \$0		\$25 / \$75	
OOP Maximum =>		\$15800		\$7900/ \$15800		\$7900/ \$15800		\$7900/ \$15800		\$7900/ \$15800		\$7900/ \$15800		\$7900/ \$15800		\$7900/ \$15800	
Pediatric Dental (Yes/No) =>		es		Yes		Yes		Yes		Yes		Yes		Yes		Yes	
Age Band		Tobacco		Non-Tobacco		Tobacco		Non-Tobacco		Tobacco		Non-Tobacco		Tobacco		Non-Tobacco	
0 - 14		\$216.35	\$216.35	\$216.35	\$291.39	\$291.39	\$254.52	\$254.52	\$271.65	\$271.65	\$275.49	\$275.49	\$241.23	\$241.23	\$331.38	\$331.38	
15		\$235.58	\$235.58	\$235.58	\$317.29	\$317.29	\$277.14	\$277.14	\$295.80	\$295.80	\$299.98	\$299.98	\$262.67	\$262.67	\$360.83	\$360.83	
16		\$242.93	\$242.93	\$242.93	\$327.19	\$327.19	\$285.79	\$285.79	\$305.03	\$305.03	\$309.34	\$309.34	\$270.87	\$270.87	\$372.09	\$372.09	
17		\$250.29	\$250.29	\$250.29	\$337.10	\$337.10	\$294.44	\$294.44	\$314.26	\$314.26	\$318.71	\$318.71	\$279.07	\$279.07	\$383.36	\$383.36	
18		\$264.66	\$258.21	\$264.66	\$347.76	\$356.46	\$303.76	\$311.35	\$324.21	\$332.31	\$328.79	\$337.01	\$287.90	\$295.09	\$395.48	\$405.37	
19		\$272.78	\$266.12	\$272.78	\$358.43	\$367.39	\$313.07	\$320.90	\$334.15	\$342.50	\$338.87	\$347.34	\$296.73	\$304.14	\$407.61	\$417.80	
20		\$281.18	\$274.33	\$281.18	\$369.47	\$378.71	\$322.72	\$330.79	\$344.45	\$353.06	\$349.32	\$358.05	\$305.87	\$313.52	\$420.17	\$430.38	
21		\$289.88	\$282.81	\$289.88	\$380.90	\$390.42	\$332.70	\$341.02	\$355.10	\$363.98	\$360.12	\$369.12	\$315.33	\$323.21	\$433.17	\$444.00	
22		\$289.88	\$282.81	\$289.88	\$380.90	\$390.42	\$332.70	\$341.02	\$355.10	\$363.98	\$360.12	\$369.12	\$315.33	\$323.21	\$433.17	\$444.00	
23		\$289.88	\$282.81	\$289.88	\$380.90	\$390.42	\$332.70	\$341.02	\$355.10	\$363.98	\$360.12	\$369.12	\$315.33	\$323.21	\$433.17	\$444.00	
24		\$289.88	\$282.81	\$289.88	\$380.90	\$390.42	\$332.70	\$341.02	\$355.10	\$363.98	\$360.12	\$369.12	\$315.33	\$323.21	\$433.17	\$444.00	
25		\$291.04	\$283.94	\$291.04	\$382.42	\$391.98	\$334.03	\$342.38	\$356.52	\$365.43	\$361.56	\$370.60	\$316.59	\$324.51	\$434.90	\$444.00	
26		\$296.84	\$289.60	\$296.84	\$390.04	\$399.79	\$340.68	\$349.20	\$363.62	\$372.71	\$368.76	\$377.98	\$322.90	\$330.97	\$443.57	\$454.66	
27		\$303.79	\$296.38	\$303.79	\$399.18	\$409.16	\$348										

Company Name:
Market:
Product:
Effective Date of Rates:

HIOS Plan ID (On Exchange)=>	16322PA0040040	16322PA0040040	16322PA0040040	16322PA0040041	16322PA0040041	16322PA0040041	16322PA0040041	16322PA0040042	16322PA0040042	16322PA0040042
HIOS Plan ID (Off Exchange)=>	16322PA0040040	16322PA0040040	16322PA0040041	16322PA0040041	16322PA0040041	16322PA0040041	16322PA0040042	16322PA0040042	16322PA0040042	16322PA0040042
Plan Marketing Name =>	ntage Silver \$3,500/\$25 - Premium	ntage Silver \$3,500/\$25 - Premium	ntage Silver \$2,000/\$60 - Premium	ntage Silver \$2,000/\$60 - Premium	ntage Silver \$2,000/\$60 - Premium	ntage Silver \$2,000/\$60 - Premium	ntage Silver \$2,000/\$60 - Premium	ntage Gold \$800/\$20 - Premium	ntage Gold \$800/\$20 - Premium	ntage Gold \$800/\$20 - Premium
Form # =>	663	663	663	663	663	663	663	663	663	663
Rating Area =>	7	9	3	6	7	9	3	6	6	6
Network =>	Premium East w/Dominion PD	Premium East w/Dominion PD	Premium East w/Dominion PD	Premium East w/Dominion PD	Premium East w/Dominion PD	Premium East w/Dominion PD	Premium East w/Dominion PD	Premium East w/Dominion PD	Premium East w/Dominion PD	Premium East w/Dominion PD
Metal =>	Silver	Silver	Silver	Silver	Silver	Silver	Silver	Gold	Gold	Gold
Deductible =>	\$3500/ \$7000	\$3500/ \$7000	\$2000/ \$4000	\$2000/ \$4000	\$2000/ \$4000	\$2000/ \$4000	\$2000/ \$4000	\$800/ \$1600	\$800/ \$1600	\$800/ \$1600
Coinsurance =>	90%	90%	80%	80%	80%	80%	80%	90%	90%	90%
Copays =>	\$25 / \$75	\$25 / \$75	\$60 / \$80	\$60 / \$80	\$60 / \$80	\$60 / \$80	\$60 / \$80	\$20 / \$50	\$20 / \$50	\$20 / \$50
OOP Maximum =>	\$7900/ \$15800	\$7900/ \$15800	\$7900/ \$15800	\$7900/ \$15800	\$7900/ \$15800	\$7900/ \$15800	\$7900/ \$15800	\$5000/ \$10000	\$5000/ \$10000	\$5000/ \$10000
Pediatric Dental (Yes/No) =>	Yes	Yes	Yes	Yes	Yes	Yes	Yes	Yes	Yes	Yes
Age Band	Non-Tobacco	Tobacco	Non-Tobacco	Tobacco	Non-Tobacco	Tobacco	Non-Tobacco	Tobacco	Non-Tobacco	Tobacco
0 - 14	\$358.69	\$358.69	\$314.07	\$314.07	\$273.01	\$273.01	\$291.39	\$291.39	\$295.51	\$295.51
15	\$390.57	\$390.57	\$341.99	\$341.99	\$297.27	\$297.27	\$317.29	\$317.29	\$321.78	\$321.78
16	\$402.76	\$402.76	\$352.66	\$352.66	\$306.55	\$306.55	\$327.19	\$327.19	\$331.82	\$331.82
17	\$414.95	\$414.95	\$363.34	\$363.34	\$315.83	\$315.83	\$337.10	\$337.10	\$341.87	\$341.87
18	\$428.08	\$438.78	\$374.83	\$384.20	\$325.82	\$333.97	\$347.76	\$356.46	\$352.68	\$361.50
19	\$441.21	\$452.24	\$386.33	\$395.99	\$335.81	\$344.21	\$358.43	\$367.39	\$363.50	\$372.59
20	\$454.80	\$466.17	\$398.23	\$408.19	\$346.16	\$354.82	\$369.47	\$378.71	\$374.70	\$384.07
21	\$468.87	\$480.59	\$410.55	\$420.81	\$356.87	\$365.79	\$380.90	\$390.42	\$386.29	\$395.95
22	\$468.87	\$480.59	\$410.55	\$420.81	\$356.87	\$365.79	\$380.90	\$390.42	\$386.29	\$395.95
23	\$468.87	\$480.59	\$410.55	\$420.81	\$356.87	\$365.79	\$380.90	\$390.42	\$386.29	\$395.95
24	\$468.87	\$480.59	\$410.55	\$420.81	\$356.87	\$365.79	\$380.90	\$390.42	\$386.29	\$395.95
25	\$470.75	\$482.51	\$412.19	\$422.50	\$358.30	\$367.25	\$382.42	\$391.98	\$387.84	\$397.53
26	\$480.12	\$492.13	\$420.40	\$430.91	\$365.43	\$374.57	\$390.04	\$399.79	\$395.56	\$405.45
27	\$491.38	\$503.66	\$430.26	\$441.01	\$374.00	\$383.35	\$399.18	\$409.16	\$404.83	\$414.95
28	\$509.66	\$522.40	\$446.27	\$457.42	\$387.92	\$397.62	\$414.04	\$424.39	\$419.90	\$430.39
29	\$524.67	\$537.78	\$459.41	\$470.89	\$399.34	\$409.32	\$426.23	\$436.88	\$432.26	\$443.06
30	\$532.17	\$545.47	\$465.97	\$477.62	\$405.05	\$415.17	\$432.32	\$443.13	\$438.44	\$449.40
31	\$543.42	\$557.01	\$475.83	\$487.72	\$413.61	\$423.95	\$441.46	\$452.50	\$447.71	\$458.90
32	\$554.67	\$568.54	\$485.68	\$497.82	\$422.18	\$432.73	\$450.60	\$461.87	\$456.98	\$468.41
33	\$561.71	\$575.75	\$491.84	\$504.13	\$427.53	\$438.22	\$456.32	\$467.73	\$462.78	\$474.34
34	\$569.21	\$583.44	\$498.41	\$510.87	\$433.24	\$444.07	\$462.41	\$473.97	\$468.96	\$480.68
35	\$572.96	\$587.28	\$501.69	\$514.23	\$436.10	\$447.00	\$465.46	\$477.10	\$472.05	\$483.85
36	\$576.71	\$591.13	\$504.98	\$517.60	\$438.95	\$449.92	\$468.51	\$480.22	\$475.14	\$487.02
37	\$580.46	\$594.97	\$508.26	\$520.97	\$441.81	\$452.85	\$471.55	\$483.34	\$478.23	\$490.18
38	\$584.21	\$598.82	\$511.55	\$524.33	\$444.66	\$455.78	\$474.60	\$486.47	\$481.32	\$493.35
39	\$591.71	\$606.51	\$518.11	\$531.07	\$450.37	\$461.63	\$480.70	\$492.71	\$487.50	\$499.69
40	\$599.22	\$614.20	\$524.68	\$537.80	\$456.08	\$467.48	\$486.79	\$498.96	\$493.68	\$506.02
41	\$610.47	\$625.73	\$534.54	\$547.90	\$464.64	\$476.26	\$495.93	\$508.33	\$502.95	\$515.52
42	\$621.25	\$636.78	\$543.98	\$557.58	\$472.85	\$484.67	\$504.69	\$517.31	\$511.83	\$524.63
43	\$636.26	\$652.16	\$557.12	\$571.04	\$484.27	\$496.38	\$516.88	\$529.80	\$524.20	\$537.30
44	\$655.01	\$671.39	\$573.54	\$587.88	\$498.55	\$511.01	\$532.12	\$545.42	\$539.65	\$553.14
45	\$677.05	\$693.97	\$592.83	\$607.66	\$515.32	\$528.20	\$550.02	\$563.77	\$557.80	\$571.75
46	\$703.31	\$720.89	\$615.83	\$631.22	\$535.31	\$548.69	\$571.35	\$585.63	\$579.44	\$593.92
47	\$732.84	\$751.16	\$641.69	\$657.73	\$557.79	\$571.73	\$595.35	\$610.23	\$603.77	\$618.87
48	\$766.60	\$785.77	\$671.25	\$688.03	\$583.48	\$598.07	\$622.77	\$638.34	\$631.58	\$647.37
49	\$799.89	\$819.89	\$700.40	\$717.91	\$608.82	\$624.04	\$649.82	\$666.06	\$659.01	\$675.49
50	\$837.40	\$858.34	\$733.24	\$751.57	\$637.37	\$653.30	\$680.29	\$697.29	\$697.16	\$707.16
51	\$874.44	\$896.30	\$765.68	\$784.82	\$665.56	\$682.20	\$710.38	\$728.14	\$720.43	\$738.44
52	\$915.23	\$938.12	\$801.39	\$821.43	\$696.61	\$714.03	\$743.52	\$762.10	\$754.04	\$772.89
53	\$956.49	\$980.41	\$837.52	\$858.46	\$728.01	\$746.22	\$777.04	\$796.46	\$788.03	\$807.73
54	\$1,001.04	\$1,026.06	\$876.52	\$898.44	\$761.92	\$780.97	\$813.22	\$833.55	\$824.73	\$845.35
55	\$1,045.58	\$1,071.72	\$915.53	\$938.41	\$795.82	\$815.72	\$849.41	\$870.64	\$862.96	\$884.13
56	\$1,093.87	\$1,121.22	\$957.81	\$981.76	\$832.58	\$853.39	\$888.64	\$910.86	\$901.21	\$923.74
57	\$1,142.64	\$1,171.20	\$1,000.51	\$1,025.52	\$869.69	\$891.43	\$928.25	\$951.46	\$941.39	\$964.92
58	\$1,194.68	\$1,224.55	\$1,046.08	\$1,072.23	\$909.30	\$932.04	\$970.53	\$994.80	\$984.27	\$1,008.87
59	\$1,220.47	\$1,250.98	\$1,068.66	\$1,095.38	\$928.93	\$952.16	\$991.48	\$1,016.27	\$1,005.51	\$1,030.65
60	\$1,272.51	\$1,304.33	\$1,114.23	\$1,142.09	\$968.55	\$992.76	\$1,033.76	\$1,059.61	\$1,048.39	\$1,074.60
61	\$1,317.52	\$1,350.46	\$1,153.65	\$1,182.49	\$1,002.80	\$1,027.87	\$1,070.33	\$1,097.09	\$1,085.47	\$1,112.61
62	\$1,347.06	\$1,380.74	\$1,179.51	\$1,209.00	\$1,025.29	\$1,050.92	\$1,094.33	\$1,121.68	\$1,109.81	\$1,137.56
63	\$1,384.10	\$1,418.71	\$1,211.94	\$1,242.24	\$1,053.48	\$1,079.82	\$1,124.42	\$1,152.53	\$1,140.33	\$1,168.84
64+	\$1,406.61	\$1,441.78	\$1,231.65	\$1,262.44	\$1,070.61	\$1,097.38	\$1,142.70	\$1,171.27	\$1,158.87	\$1,187.84

Company Name:
Market:
Product:
Effective Date of Rates:

HIOS Plan ID (On Exchange)=>	0040042	16322PA0040042	16322PA0040043	16322PA0040043	16322PA0040043	16322PA0040044	16322PA0040044	16322PA0040044	16322PA0040044	16322PA0040045
HIOS Plan ID (Off Exchange)=>	0040042	16322PA0040042	16322PA0040043	16322PA0040043	16322PA0040043	16322PA0040044	16322PA0040044	16322PA0040044	16322PA0040044	16322PA0040045
Plan Marketing Name =>	0/\$20 - Premium	antage Gold \$800/\$20 - Premium	antage Bronze \$6,950/\$35 - Premium	antage Bronze \$6,950/\$35 - Premium	antage Bronze \$6,950/\$35 - Premium	antage Silver \$3,500/\$25 - Premium	antage Silver \$3,500/\$25 - Premium	antage Silver \$3,500/\$25 - Premium	antage Silver \$3,500/\$25 - Premium	antage Silver \$2,000/\$60 - Premium
Form # =>	63	663	675	675	675	675	675	675	675	675
Rating Area =>	9	9	3	6	7	3	6	7	3	3
Network =>	w/Dominion PD	Premium East w/Dominion PD	Premium East w/Dominion PD	Premium East w/Dominion PD	Premium East w/Dominion PD	Premium East w/Dominion PD	Premium East w/Dominion PD	Premium East w/Dominion PD	Premium East w/Dominion PD	Premium East w/Dominion PD
Metal =>	Gold	Gold	Bronze	Bronze	Bronze	Silver	Silver	Silver	Silver	Silver
Deductible =>	\$1600	\$800/ \$1600	\$6950/ \$13900	\$6950/ \$13900	\$6950/ \$13900	\$3500/ \$7000	\$3500/ \$7000	\$3500/ \$7000	\$3500/ \$7000	\$2000/ \$4000
Coinsurance =>	%	90%	100%	100%	100%	90%	90%	90%	90%	80%
Copays =>	\$50	\$20 / \$50	\$35 / \$0	\$35 / \$0	\$35 / \$0	\$25 / \$75	\$25 / \$75	\$25 / \$75	\$25 / \$75	\$60 / \$80
OOP Maximum =>	\$10000	\$5000/ \$10000	\$7900/ \$15800	\$7900/ \$15800	\$7900/ \$15800	\$7900/ \$15800	\$7900/ \$15800	\$7900/ \$15800	\$7900/ \$15800	\$7900/ \$15800
Pediatric Dental (Yes/No) =>	Yes	Yes	Yes	Yes	Yes	Yes	Yes	Yes	Yes	Yes
Age Band	Tobacco	Non-Tobacco	Tobacco	Non-Tobacco	Tobacco	Non-Tobacco	Tobacco	Non-Tobacco	Tobacco	Non-Tobacco
0 - 14	\$385.76	\$337.78	\$337.78	\$254.52	\$254.52	\$271.65	\$271.65	\$275.49	\$275.49	\$331.38
15	\$420.05	\$367.80	\$367.80	\$277.14	\$277.14	\$295.80	\$295.80	\$299.98	\$299.98	\$360.83
16	\$433.16	\$379.28	\$379.28	\$285.79	\$285.79	\$305.03	\$305.03	\$309.34	\$309.34	\$372.09
17	\$446.27	\$390.76	\$390.76	\$294.44	\$294.44	\$314.26	\$314.26	\$318.71	\$318.71	\$383.36
18	\$471.90	\$403.13	\$413.20	\$303.76	\$311.35	\$324.21	\$332.31	\$328.79	\$337.01	\$395.48
19	\$486.37	\$415.49	\$425.88	\$313.07	\$320.90	\$334.15	\$342.50	\$338.87	\$347.34	\$407.61
20	\$501.36	\$428.29	\$439.00	\$322.72	\$330.79	\$344.45	\$353.06	\$349.32	\$358.05	\$420.17
21	\$516.87	\$441.54	\$452.58	\$332.70	\$341.02	\$355.10	\$363.98	\$360.12	\$369.12	\$433.17
22	\$516.87	\$441.54	\$452.58	\$332.70	\$341.02	\$355.10	\$363.98	\$360.12	\$369.12	\$433.17
23	\$516.87	\$441.54	\$452.58	\$332.70	\$341.02	\$355.10	\$363.98	\$360.12	\$369.12	\$433.17
24	\$516.87	\$441.54	\$452.58	\$332.70	\$341.02	\$355.10	\$363.98	\$360.12	\$369.12	\$433.17
25	\$518.93	\$443.31	\$454.39	\$334.03	\$342.38	\$356.52	\$365.43	\$361.56	\$370.60	\$434.90
26	\$529.27	\$452.14	\$463.44	\$340.68	\$349.20	\$363.62	\$372.71	\$368.76	\$377.98	\$443.57
27	\$541.68	\$462.73	\$474.30	\$348.67	\$357.39	\$372.14	\$381.45	\$377.41	\$386.84	\$453.96
28	\$561.83	\$479.95	\$491.95	\$361.64	\$370.69	\$385.99	\$395.64	\$391.45	\$401.24	\$470.86
29	\$578.37	\$494.08	\$506.44	\$372.29	\$381.60	\$397.36	\$407.29	\$402.97	\$413.05	\$484.72
30	\$586.64	\$501.15	\$513.68	\$377.61	\$387.05	\$403.04	\$413.11	\$408.74	\$418.95	\$491.65
31	\$599.05	\$511.74	\$524.54	\$385.60	\$395.24	\$411.56	\$421.85	\$417.38	\$428.81	\$502.04
32	\$611.45	\$522.34	\$535.40	\$393.58	\$403.42	\$420.08	\$430.59	\$426.02	\$436.67	\$512.44
33	\$619.21	\$528.96	\$542.19	\$398.57	\$408.54	\$425.41	\$436.05	\$431.42	\$442.21	\$518.94
34	\$627.48	\$536.03	\$549.43	\$403.90	\$414.00	\$431.09	\$441.87	\$437.19	\$448.12	\$525.87
35	\$631.61	\$539.56	\$553.05	\$406.56	\$416.72	\$433.93	\$444.78	\$440.07	\$451.07	\$529.33
36	\$635.75	\$543.09	\$556.67	\$409.22	\$419.45	\$436.77	\$447.69	\$442.95	\$454.02	\$532.80
37	\$639.88	\$546.63	\$560.29	\$411.88	\$422.18	\$439.61	\$450.60	\$445.83	\$456.97	\$536.26
38	\$644.02	\$550.16	\$563.91	\$414.54	\$424.91	\$442.45	\$453.52	\$448.71	\$459.33	\$553.22
39	\$652.29	\$557.22	\$571.15	\$419.87	\$430.36	\$448.14	\$459.34	\$454.47	\$465.83	\$556.66
40	\$660.56	\$564.29	\$578.40	\$425.19	\$435.82	\$453.82	\$465.16	\$460.23	\$471.74	\$553.59
41	\$672.96	\$574.89	\$589.26	\$433.18	\$444.00	\$462.34	\$473.90	\$468.88	\$480.60	\$563.99
42	\$684.85	\$585.04	\$599.67	\$440.83	\$451.85	\$470.51	\$482.27	\$477.16	\$489.09	\$573.95
43	\$701.39	\$599.17	\$614.15	\$451.47	\$462.76	\$481.87	\$493.92	\$488.68	\$500.90	\$587.81
44	\$722.06	\$616.83	\$632.25	\$464.78	\$476.40	\$496.07	\$508.48	\$503.09	\$515.66	\$605.14
45	\$746.36	\$637.58	\$653.52	\$480.42	\$492.43	\$512.76	\$525.58	\$520.01	\$533.01	\$625.50
46	\$775.30	\$662.31	\$678.87	\$499.05	\$511.53	\$532.65	\$545.97	\$540.18	\$553.68	\$649.76
47	\$807.86	\$690.13	\$707.38	\$520.01	\$533.01	\$555.02	\$568.90	\$562.87	\$576.94	\$677.04
48	\$845.08	\$721.92	\$739.97	\$543.96	\$557.56	\$580.59	\$595.10	\$588.80	\$603.52	\$725.94
49	\$881.77	\$753.27	\$772.10	\$567.59	\$581.78	\$605.80	\$620.95	\$614.36	\$629.72	\$738.99
50	\$923.12	\$788.59	\$808.31	\$594.20	\$609.06	\$634.21	\$650.06	\$643.17	\$659.25	\$792.98
51	\$963.96	\$823.47	\$844.06	\$620.49	\$636.00	\$662.26	\$678.82	\$671.62	\$688.41	\$807.86
52	\$1,008.92	\$861.89	\$883.43	\$649.43	\$665.67	\$693.16	\$710.48	\$702.95	\$720.53	\$845.55
53	\$1,054.41	\$900.74	\$923.26	\$678.71	\$695.68	\$724.40	\$742.51	\$734.64	\$753.01	\$868.67
54	\$1,103.51	\$942.69	\$966.26	\$710.31	\$728.07	\$758.14	\$777.09	\$768.86	\$788.08	\$924.82
55	\$1,152.61	\$984.63	\$1,009.25	\$741.92	\$760.47	\$791.87	\$811.67	\$803.07	\$823.14	\$965.97
56	\$1,205.85	\$1,030.11	\$1,055.87	\$776.19	\$795.59	\$828.45	\$849.16	\$840.16	\$861.16	\$1,010.59
57	\$1,259.60	\$1,076.03	\$1,102.93	\$810.79	\$831.06	\$865.38	\$887.01	\$877.61	\$899.55	\$1,055.64
58	\$1,316.98	\$1,125.04	\$1,153.17	\$847.72	\$868.91	\$904.79	\$927.41	\$917.59	\$940.53	\$1,131.31
59	\$1,345.40	\$1,149.33	\$1,178.06	\$866.02	\$887.67	\$924.33	\$947.43	\$937.39	\$960.83	\$1,157.73
60	\$1,402.78	\$1,198.34	\$1,228.30	\$902.95	\$925.52	\$963.74	\$987.83	\$977.37	\$1,001.80	\$1,205.01
61	\$1,452.39	\$1,240.73	\$1,271.75	\$934.89	\$958.26	\$997.83	\$1,022.78	\$1,011.94	\$1,037.24	\$1,217.21
62	\$1,484.96	\$1,268.54	\$1,300.26	\$955.85	\$979.74	\$1,020.20	\$1,045.71	\$1,034.62	\$1,060.49	\$1,244.50
63	\$1,525.79	\$1,303.43	\$1,336.01	\$982.13	\$1,006.68	\$1,048.26	\$1,074.46	\$1,063.07	\$1,089.65	\$1,278.72
64+	\$1,550.60	\$1,324.62	\$1,357.74	\$998.10	\$1,023.05	\$1,065.30	\$1,091.93	\$1,080.36	\$1,107.37	\$1,299.51

Company Name:
Market:
Product:
Effective Date of Rates:

HIOS Plan ID (On Exchange)=>			16322PA0040046		16322PA0040046		16322PA0040046		16322PA0050029		16322PA0050030		16322PA0050031		16322PA0050031	
HIOS Plan ID (Off Exchange)=>	16322PA0040045		16322PA0040045		16322PA0040046		16322PA0040046		16322PA0050029		16322PA0050030		16322PA0050031		16322PA0050031	
Plan Marketing Name =>	antage Silver \$2,000/\$60 - Premium		antage Silver \$2,000/\$60 - Premium		antage Gold \$800/\$20 - Premium		antage Gold \$800/\$20 - Premium		antage Gold \$800/\$20 - Premium		antage Silver \$0/\$50 - Select		antage Silver \$1,750/\$50 - Select		antage Silver \$3,500/\$25 - Select	
Form # =>	675		675		675		675		675		672		672		672	
Rating Area =>	6		7		3		6		7		4		4		4	
Network =>	Premium East w/Dominion PEDS		Premium East w/Dominion PEDS		Premium East w/Dominion PEDS		Premium East w/Dominion PEDS		Premium East w/Dominion PEDS		EPO Select w/Dominion PEDS		EPO Select w/Dominion PEDS		EPO Select w/Dominion PEDS	
Metal =>	Silver		Silver		Gold		Gold		Gold		Silver		Silver		Silver	
Deductible =>	\$2000/ \$4000		\$2000/ \$4000		\$800/ \$1600		\$800/ \$1600		\$800/ \$1600		\$0/ \$0		\$1750/ \$3500		\$3500/ \$7000	
Coinsurance =>	80%		80%		90%		90%		90%		100%		80%		90%	
Copays =>	\$60 / \$80		\$60 / \$80		\$20 / \$50		\$20 / \$50		\$20 / \$50		\$50 / \$100		\$50 / \$80		\$25 / \$75	
OOP Maximum =>	\$7900/ \$15800		\$7900/ \$15800		\$5000/ \$10000		\$5000/ \$10000		\$5000/ \$10000		\$7900/ \$15800		\$7900/ \$15800		\$7900/ \$15800	
Pediatric Dental (Yes/No) =>	Yes		Yes		Yes		Yes		Yes		Yes		Yes		Yes	
Age Band	Non-Tobacco	Tobacco	Non-Tobacco	Tobacco	Non-Tobacco	Tobacco	Non-Tobacco	Tobacco	Non-Tobacco	Tobacco	Non-Tobacco	Tobacco	Non-Tobacco	Tobacco	Non-Tobacco	Tobacco
0 - 14	\$291.39	\$291.39	\$295.51	\$295.51	\$356.38	\$356.38	\$380.37	\$380.37	\$385.76	\$385.76	\$211.22	\$211.22	\$211.35	\$211.35	\$207.87	\$207.87
15	\$317.29	\$317.29	\$321.78	\$321.78	\$388.06	\$388.06	\$414.18	\$414.18	\$420.05	\$420.05	\$230.00	\$230.00	\$230.13	\$230.13	\$226.35	\$226.35
16	\$327.19	\$327.19	\$331.82	\$331.82	\$400.17	\$400.17	\$427.11	\$427.11	\$433.16	\$433.16	\$237.18	\$237.18	\$237.32	\$237.32	\$233.42	\$233.42
17	\$337.10	\$337.10	\$341.87	\$341.87	\$412.29	\$412.29	\$440.04	\$440.04	\$446.27	\$446.27	\$244.36	\$244.36	\$244.50	\$244.50	\$240.48	\$240.48
18	\$347.76	\$356.46	\$352.68	\$361.50	\$425.33	\$435.96	\$453.96	\$465.31	\$460.39	\$471.90	\$252.09	\$258.39	\$252.23	\$258.54	\$248.09	\$254.29
19	\$358.43	\$367.39	\$363.50	\$372.59	\$438.37	\$449.33	\$467.88	\$479.58	\$474.51	\$486.37	\$259.82	\$266.31	\$259.97	\$266.47	\$256.70	\$262.09
20	\$369.47	\$378.71	\$374.70	\$384.07	\$451.88	\$463.18	\$482.30	\$494.36	\$489.13	\$501.36	\$267.83	\$274.52	\$267.98	\$274.68	\$263.58	\$270.17
21	\$380.90	\$390.42	\$386.29	\$395.95	\$465.86	\$477.51	\$497.22	\$509.65	\$504.26	\$516.87	\$276.11	\$283.01	\$276.27	\$283.18	\$271.73	\$278.52
22	\$380.90	\$390.42	\$386.29	\$395.95	\$465.86	\$477.51	\$497.22	\$509.65	\$504.26	\$516.87	\$276.11	\$283.01	\$276.27	\$283.18	\$271.73	\$278.52
23	\$380.90	\$390.42	\$386.29	\$395.95	\$465.86	\$477.51	\$497.22	\$509.65	\$504.26	\$516.87	\$276.11	\$283.01	\$276.27	\$283.18	\$271.73	\$278.52
24	\$380.90	\$390.42	\$386.29	\$395.95	\$465.86	\$477.51	\$497.22	\$509.65	\$504.26	\$516.87	\$276.11	\$283.01	\$276.27	\$283.18	\$271.73	\$278.52
25	\$382.42	\$391.98	\$387.84	\$397.53	\$467.72	\$479.42	\$499.21	\$511.69	\$506.28	\$518.93	\$277.21	\$284.14	\$277.38	\$284.31	\$272.82	\$279.64
26	\$390.04	\$399.79	\$395.56	\$405.45	\$477.04	\$488.97	\$509.15	\$521.88	\$516.36	\$529.27	\$282.74	\$289.81	\$282.90	\$289.97	\$285.21	\$300.01
27	\$399.18	\$409.16	\$404.83	\$414.95	\$488.22	\$500.43	\$521.09	\$534.11	\$528.46	\$541.68	\$289.36	\$296.60	\$289.53	\$296.77	\$284.77	\$291.89
28	\$414.04	\$424.39	\$430.39	\$440.39	\$506.39	\$519.05	\$540.48	\$553.99	\$548.13	\$561.83	\$300.13	\$307.63	\$300.31	\$307.81	\$295.37	\$302.75
29	\$426.23	\$436.88	\$432.26	\$443.06	\$521.30	\$534.33	\$556.39	\$570.30	\$564.27	\$578.37	\$308.97	\$316.69	\$309.15	\$316.87	\$304.07	\$311.67
30	\$432.32	\$443.13	\$438.44	\$449.40	\$528.75	\$541.97	\$564.34	\$578.45	\$572.34	\$586.64	\$313.38	\$321.22	\$313.57	\$321.41	\$308.41	\$316.12
31	\$441.46	\$452.50	\$447.71	\$458.90	\$539.93	\$553.43	\$576.28	\$590.68	\$584.44	\$599.05	\$320.01	\$328.01	\$320.20	\$328.20	\$314.94	\$322.81
32	\$450.60	\$461.87	\$456.98	\$468.41	\$551.11	\$564.89	\$588.21	\$602.92	\$596.54	\$611.45	\$326.64	\$334.80	\$326.83	\$335.00	\$321.46	\$329.49
33	\$456.32	\$467.73	\$462.78	\$474.34	\$558.10	\$572.05	\$595.67	\$610.56	\$604.10	\$619.21	\$330.78	\$339.05	\$330.97	\$339.25	\$325.53	\$333.67
34	\$462.41	\$473.97	\$468.96	\$480.68	\$565.55	\$579.69	\$603.63	\$618.72	\$612.17	\$627.48	\$335.20	\$343.58	\$335.39	\$343.78	\$329.88	\$338.13
35	\$465.46	\$477.10	\$472.05	\$483.85	\$569.28	\$583.51	\$607.60	\$622.79	\$616.21	\$631.61	\$337.41	\$345.84	\$337.60	\$346.04	\$332.05	\$340.36
36	\$468.51	\$480.22	\$475.14	\$487.02	\$573.01	\$587.33	\$611.58	\$626.87	\$620.24	\$635.75	\$339.62	\$348.11	\$339.81	\$348.31	\$334.23	\$342.58
37	\$471.55	\$483.34	\$478.23	\$490.18	\$576.73	\$591.15	\$615.56	\$630.95	\$624.27	\$639.88	\$341.82	\$350.37	\$342.02	\$350.57	\$336.40	\$344.81
38	\$474.60	\$486.47	\$481.32	\$493.35	\$580.46	\$594.97	\$619.54	\$635.02	\$628.31	\$644.03	\$344.03	\$352.63	\$344.23	\$352.84	\$338.58	\$347.04
39	\$480.70	\$492.71	\$487.50	\$499.69	\$587.92	\$602.61	\$627.49	\$643.18	\$636.38	\$652.29	\$348.45	\$357.16	\$348.65	\$357.37	\$342.92	\$351.50
40	\$486.79	\$498.96	\$493.68	\$506.02	\$595.37	\$610.25	\$635.45	\$651.33	\$644.44	\$660.56	\$352.87	\$361.69	\$353.07	\$361.90	\$347.27	\$355.95
41	\$495.93	\$508.33	\$502.95	\$515.52	\$606.55	\$621.71	\$647.38	\$663.56	\$656.55	\$672.96	\$359.50	\$368.48	\$359.70	\$368.70	\$353.79	\$362.64
42	\$504.69	\$517.31	\$511.83	\$524.63	\$617.26	\$632.70	\$658.82	\$675.29	\$668.14	\$684.85	\$365.85	\$374.99	\$366.06	\$375.21	\$360.04	\$369.04
43	\$516.88	\$529.80	\$524.20	\$537.30	\$632.17	\$647.98	\$674.73	\$691.60	\$684.28	\$701.39	\$374.68	\$384.05	\$374.90	\$384.27	\$377.96	\$397.57
44	\$532.12	\$545.42	\$539.65	\$553.14	\$650.81	\$667.08	\$694.62	\$711.98	\$704.45	\$722.06	\$385.73	\$395.37	\$385.95	\$395.60	\$379.61	\$389.10
45	\$550.02	\$563.77	\$557.80	\$571.75	\$672.70	\$689.52	\$717.99	\$735.94	\$728.15	\$746.36	\$398.70	\$408.67	\$398.93	\$408.91	\$392.38	\$402.19
46	\$571.35	\$585.63	\$579.44	\$593.92	\$698.79	\$716.26	\$745.83	\$764.48	\$756.39	\$775.30	\$414.17	\$424.52	\$414.41	\$424.77	\$407.60	\$417.78
47	\$595.35	\$610.23	\$603.77	\$618.87	\$728.14	\$746.34	\$777.15	\$796.58	\$788.16	\$807.86	\$431.56	\$442.35	\$431.81	\$442.61	\$424.71	\$435.33
48	\$622.77	\$638.34	\$631.58	\$647.37	\$761.68	\$780.72	\$812.95	\$833.28	\$824.47	\$845.08	\$451.44	\$462.73	\$451.70	\$462.99	\$444.28	\$455.39
49	\$649.82	\$666.06	\$659.01	\$675.49	\$794.76	\$814.63	\$848.26	\$869.46	\$860.27	\$881.77	\$471.04	\$482.82	\$471.32	\$483.10	\$463.57	\$475.16
50	\$680.29	\$697.29	\$689.91	\$707.16	\$832.03	\$852.83	\$888.03	\$910.24	\$900.61	\$923.12	\$493.13	\$505.46	\$493.42	\$505.75	\$485.31	\$497.44
51	\$710.38	\$728.14	\$720.43	\$738.44	\$868.83	\$890.55	\$927.32	\$950.50	\$940.44	\$963.96	\$514.95	\$527.82	\$515.24	\$528.12	\$506.78	\$519.45
52	\$743.52	\$762.10	\$754.04	\$772.89	\$909.36	\$932.09	\$970.57	\$994.84	\$984.32	\$1,008.92	\$538.97	\$552.44	\$539.28	\$552.76	\$530.42	\$543.68
53	\$777.04	\$796.46	\$788.03	\$807.73	\$950.35	\$974.11	\$1,014.33	\$1,039.69	\$1,028.69	\$1,054.41	\$563.26	\$577.35	\$563.59	\$577.68	\$558.19	\$579.68
54	\$813.22	\$833.55	\$824.73	\$845.35	\$994.61	\$1,019.48	\$1,061.56	\$1,088.10	\$1,076.60	\$1,103.51	\$589.49	\$604.23	\$589.84	\$604.58	\$580.14	\$594.65
55	\$849.41	\$870.64	\$861.43	\$882.96	\$1,038.87	\$1,064.84	\$1,108.80	\$1,136.52	\$1,124.50	\$1,152.61	\$615.73	\$631.12	\$616.08	\$631.48	\$605.96	\$621.11
56	\$888.64	\$910.86	\$901.21	\$923.74	\$1,086.85	\$1,114.02	\$1,160.01	\$1,189.01	\$1,176.44	\$1,205.85	\$644.16	\$660.27	\$644.54	\$660.65	\$633.95	\$649.79
57	\$928.25	\$951.46	\$941.39	\$964.92	\$1,135.30	\$1,163.68	\$1,211.73	\$1,242.02	\$1,228.88	\$1,259.60	\$672.88	\$689.70	\$673.27	\$690.10	\$662.21	\$678.76
58	\$997.53	\$994.80	\$984.27	\$1,008.87	\$1,187.01	\$1,216.69	\$1,266.92	\$1,298.59	\$1,284.85	\$1,316.98	\$703.53	\$721.12	\$703.94	\$721.53	\$692.37	\$709.68
59	\$991.48	\$1,016.27	\$1,005.51	\$1,030.65	\$1,212.63	\$1,242.95	\$1,294.26	\$1,326.62	\$1,312.59	\$1,345.40	\$718.71	\$736.68	\$719.13	\$737.11	\$707.31	\$725.00
60	\$1,033.76	\$1,059.61	\$1,048.39	\$1,074.60	\$1,264.34	\$1,295.95	\$1,349.46	\$1,383.19	\$1,368.56	\$1,402.78	\$749.35	\$768.10	\$749.80	\$768.54	\$755.91	\$762.63
61	\$1,070.33	\$1,097.09	\$1,085.47	\$1,112.61	\$1,309.07	\$1,341.79	\$1,397.19	\$1,432.12	\$1,416.97	\$1,452.39	\$775.87	\$795.27	\$776.32	\$795.73	\$763.56	\$782.65
62	\$1,094.33	\$1,121.68	\$1,109.81	\$1,1												

Company Name:
Market:
Product:
Effective Date of Rates:

HIOS Plan ID (On Exchange)=>	0050033	16322PA0050035	16322PA0050100	16322PA0050100	16322PA0050100	16322PA0050100	16322PA0050100	16322PA0050101	16322PA0050102	16322PA0050102
HIOS Plan ID (Off Exchange)=>	0050033	16322PA0050035	16322PA0050100	16322PA0050100	16322PA0050100	16322PA0050100	16322PA0050100	16322PA0050101	16322PA0050102	16322PA0050102
Plan Marketing Name =>	\$00/\$20 - Select	antage Platinum \$250/\$20 - Select	antage Bronze \$6,950/\$35 - Part	antage Bronze \$6,950/\$35 - Part	antage Bronze \$6,950/\$35 - Part	antage Bronze \$6,950/\$35 - Part	antage Bronze \$6,950/\$35 - Part	antage Bronze \$6,950/\$35 - Select	antage Silver \$0/\$50 - Partner	antage Silver \$0/\$50 - Partner
Form # =>	72	672	672	672	672	672	672	672	672	672
Rating Area =>	4	4	1	3	4	5	4	1	3	
Network =>	Dominion PEDS	EPO Select w/Dominion PEDS	EPO Partner w/Dominion PEDS	EPO Partner w/Dominion PEDS	EPO Partner w/Dominion PEDS	EPO Partner w/Dominion PEDS	EPO Partner w/Dominion PEDS	EPO Select w/Dominion PEDS	EPO Partner w/Dominion PEDS	EPO Partner w/Dominion PEDS
Metal =>	Id	Platinum	Bronze	Bronze	Bronze	Bronze	Bronze	Bronze	Silver	Silver
Deductible =>	\$1600	\$250/ \$500	\$6950/ \$13900	\$6950/ \$13900	\$6950/ \$13900	\$6950/ \$13900	\$6950/ \$13900	\$6950/ \$13900	\$0/ \$0	\$0/ \$0
Coinsurance =>	%	90%	100%	100%	100%	100%	100%	100%	100%	100%
Copays =>	\$50	\$20 / 10%	\$35 / \$0	\$35 / \$0	\$35 / \$0	\$35 / \$0	\$35 / \$0	\$35 / \$0	\$50 / \$100	\$50 / \$100
OOP Maximum =>	\$10000	\$1500/ \$3000	\$7900/ \$15800	\$7900/ \$15800	\$7900/ \$15800	\$7900/ \$15800	\$7900/ \$15800	\$7900/ \$15800	\$7900/ \$15800	\$7900/ \$15800
Pediatric Dental (Yes/No) =>	Yes	Yes	Yes	Yes	Yes	Yes	Yes	Yes	Yes	Yes
Age Band	Tobacco	Non-Tobacco	Tobacco	Non-Tobacco	Tobacco	Non-Tobacco	Tobacco	Non-Tobacco	Tobacco	Non-Tobacco
0 - 14	\$224.13	\$393.61	\$393.61	\$152.86	\$152.86	\$192.89	\$192.89	\$152.86	\$152.86	\$161.48
15	\$244.05	\$428.60	\$428.60	\$166.45	\$166.45	\$210.04	\$210.04	\$166.45	\$166.45	\$175.84
16	\$251.67	\$441.97	\$441.97	\$171.65	\$171.65	\$216.60	\$216.60	\$171.65	\$171.65	\$181.33
17	\$259.29	\$455.35	\$455.35	\$176.84	\$176.84	\$223.15	\$223.15	\$176.84	\$176.84	\$186.81
18	\$274.18	\$469.76	\$481.50	\$182.44	\$187.00	\$230.21	\$235.97	\$182.44	\$187.00	\$192.73
19	\$282.59	\$484.16	\$496.27	\$188.03	\$192.73	\$237.27	\$243.20	\$188.03	\$192.73	\$198.64
20	\$291.30	\$499.08	\$511.56	\$193.83	\$198.67	\$244.59	\$250.70	\$193.83	\$198.67	\$204.76
21	\$300.30	\$514.52	\$527.38	\$199.82	\$204.82	\$252.15	\$258.45	\$199.82	\$204.82	\$211.09
22	\$300.30	\$514.52	\$527.38	\$199.82	\$204.82	\$252.15	\$258.45	\$199.82	\$204.82	\$211.09
23	\$300.30	\$514.52	\$527.38	\$199.82	\$204.82	\$252.15	\$258.45	\$199.82	\$204.82	\$211.09
24	\$300.30	\$514.52	\$527.38	\$199.82	\$204.82	\$252.15	\$258.45	\$199.82	\$204.82	\$211.09
25	\$301.51	\$516.58	\$529.49	\$200.62	\$205.63	\$253.16	\$259.49	\$200.62	\$205.63	\$211.93
26	\$307.51	\$526.87	\$540.04	\$204.62	\$209.73	\$258.20	\$264.66	\$204.62	\$209.73	\$216.16
27	\$314.72	\$539.22	\$552.70	\$209.41	\$214.65	\$264.25	\$270.86	\$209.41	\$214.65	\$221.22
28	\$326.43	\$559.28	\$573.27	\$217.20	\$222.63	\$274.09	\$280.94	\$217.20	\$222.63	\$229.45
29	\$336.04	\$575.75	\$590.14	\$223.60	\$229.19	\$282.16	\$289.21	\$223.60	\$229.19	\$236.21
30	\$340.85	\$583.98	\$598.58	\$226.80	\$232.47	\$286.19	\$293.35	\$226.80	\$232.47	\$239.59
31	\$348.05	\$596.33	\$611.24	\$231.59	\$237.38	\$292.44	\$299.55	\$231.59	\$237.38	\$244.65
32	\$355.26	\$608.68	\$623.89	\$236.39	\$242.30	\$298.29	\$305.75	\$236.39	\$242.30	\$249.72
33	\$359.76	\$616.39	\$631.80	\$239.38	\$245.37	\$302.08	\$309.63	\$239.38	\$245.37	\$252.89
34	\$364.57	\$624.63	\$640.24	\$242.58	\$248.65	\$306.11	\$313.76	\$242.58	\$248.65	\$256.26
35	\$366.97	\$628.74	\$644.46	\$244.18	\$250.28	\$308.13	\$315.83	\$244.18	\$250.28	\$257.95
36	\$369.37	\$632.86	\$648.68	\$245.78	\$251.92	\$310.14	\$317.90	\$245.78	\$251.92	\$259.64
37	\$371.78	\$636.98	\$652.90	\$247.38	\$253.56	\$312.16	\$319.97	\$247.38	\$253.56	\$261.33
38	\$374.18	\$641.09	\$657.12	\$248.98	\$255.20	\$314.18	\$322.03	\$248.98	\$255.20	\$263.02
39	\$378.98	\$649.32	\$665.56	\$252.17	\$258.48	\$318.21	\$326.17	\$252.17	\$258.48	\$266.40
40	\$383.79	\$657.56	\$674.00	\$255.37	\$261.75	\$322.25	\$330.30	\$255.37	\$261.75	\$269.77
41	\$391.00	\$669.91	\$686.65	\$260.17	\$266.67	\$328.30	\$336.51	\$260.17	\$266.67	\$274.84
42	\$397.90	\$681.74	\$698.78	\$264.76	\$271.38	\$334.10	\$342.45	\$264.76	\$271.38	\$279.69
43	\$407.51	\$698.20	\$715.66	\$271.16	\$277.93	\$342.17	\$350.72	\$271.16	\$277.93	\$286.45
44	\$419.53	\$718.78	\$736.75	\$279.15	\$286.13	\$352.25	\$361.06	\$279.15	\$286.13	\$294.89
45	\$433.64	\$742.97	\$761.54	\$288.54	\$295.75	\$364.10	\$373.21	\$288.54	\$295.75	\$304.81
46	\$450.46	\$771.78	\$791.07	\$299.73	\$307.22	\$378.23	\$387.68	\$299.73	\$307.22	\$316.64
47	\$469.38	\$804.19	\$824.30	\$312.32	\$320.13	\$394.11	\$403.96	\$312.32	\$320.13	\$329.93
48	\$491.00	\$841.24	\$862.27	\$326.71	\$334.87	\$412.27	\$422.57	\$326.71	\$334.87	\$345.13
49	\$512.32	\$877.77	\$899.72	\$340.89	\$349.42	\$430.17	\$440.92	\$340.89	\$349.42	\$360.12
50	\$536.34	\$918.93	\$941.91	\$356.88	\$365.80	\$450.34	\$461.60	\$356.88	\$365.80	\$377.01
51	\$560.07	\$959.58	\$983.57	\$372.66	\$381.98	\$470.26	\$482.02	\$372.66	\$381.98	\$393.68
52	\$586.19	\$1,004.34	\$1,029.45	\$390.05	\$399.80	\$492.20	\$504.50	\$390.05	\$399.80	\$412.05
53	\$612.62	\$1,049.62	\$1,075.86	\$407.63	\$417.82	\$514.39	\$527.25	\$407.63	\$417.82	\$430.62
54	\$641.15	\$1,098.50	\$1,125.96	\$426.62	\$437.28	\$538.34	\$551.80	\$426.62	\$437.28	\$450.68
55	\$669.68	\$1,147.38	\$1,176.06	\$445.60	\$456.74	\$562.29	\$576.35	\$445.60	\$456.74	\$470.73
56	\$700.61	\$1,200.38	\$1,230.38	\$466.18	\$477.83	\$588.27	\$602.97	\$466.18	\$477.83	\$489.47
57	\$731.84	\$1,253.89	\$1,285.23	\$486.96	\$499.14	\$614.49	\$629.85	\$486.96	\$499.14	\$514.43
58	\$765.18	\$1,311.00	\$1,343.77	\$509.14	\$521.87	\$642.48	\$658.54	\$509.14	\$521.87	\$537.86
59	\$781.69	\$1,339.30	\$1,372.78	\$520.13	\$533.13	\$656.35	\$672.76	\$520.13	\$533.13	\$549.47
60	\$815.03	\$1,396.41	\$1,431.32	\$542.31	\$555.87	\$684.34	\$701.44	\$542.31	\$555.87	\$572.90
61	\$843.86	\$1,445.80	\$1,481.95	\$561.49	\$575.53	\$708.54	\$726.26	\$561.49	\$575.53	\$593.16
62	\$862.77	\$1,478.22	\$1,515.17	\$574.08	\$588.43	\$724.43	\$742.54	\$574.08	\$588.43	\$606.46
63	\$886.50	\$1,518.86	\$1,556.83	\$589.87	\$604.62	\$744.35	\$762.96	\$589.87	\$604.62	\$632.14
64+	\$900.91	\$1,543.56	\$1,582.15	\$599.46	\$614.45	\$756.45	\$775.36	\$599.46	\$614.45	\$633.27

Company Name:
Market:
Product:
Effective Date of Rates:

HIOS Plan ID (On Exchange)=>	16322PA0050102	16322PA0050102	16322PA0050103	16322PA0050103	16322PA0050103	16322PA0050103	16322PA0050103	16322PA0050104	16322PA0050104	16322PA0050104
HIOS Plan ID (Off Exchange)=>	16322PA0050102	16322PA0050102	16322PA0050103	16322PA0050103	16322PA0050103	16322PA0050103	16322PA0050103	16322PA0050104	16322PA0050104	16322PA0050104
Plan Marketing Name =>	vantage Silver \$0/\$50 - Partner	vantage Silver \$0/\$50 - Partner	vantage Silver \$1,750/\$50 - Partner	vantage Silver \$1,750/\$50 - Partner	vantage Silver \$1,750/\$50 - Partner	vantage Silver \$1,750/\$50 - Partner	vantage Silver \$1,750/\$50 - Partner	vantage Silver \$3,500/\$25 - Partner	vantage Silver \$3,500/\$25 - Partner	vantage Silver \$3,500/\$25 - Partner
Form # =>	672	672	672	672	672	672	672	672	672	672
Rating Area =>	4	5	1	3	4	5	1	3	3	3
Network =>	EPO Partner w/Dominion PEDS	EPO Partner w/Dominion PEDS	EPO Partner w/Dominion PEDS	EPO Partner w/Dominion PEDS	EPO Partner w/Dominion PEDS	EPO Partner w/Dominion PEDS	EPO Partner w/Dominion PEDS	EPO Partner w/Dominion PEDS	EPO Partner w/Dominion PEDS	EPO Partner w/Dominion PEDS
Metal =>	Silver	Silver	Silver	Silver	Silver	Silver	Silver	Silver	Silver	Silver
Deductible =>	\$0 / \$0	\$0 / \$0	\$1750 / \$3500	\$1750 / \$3500	\$1750 / \$3500	\$1750 / \$3500	\$1750 / \$3500	\$3500 / \$7000	\$3500 / \$7000	\$3500 / \$7000
Coinurance =>	100%	100%	80%	80%	80%	80%	80%	90%	90%	90%
Copays =>	\$50 / \$100	\$50 / \$100	\$50 / \$80	\$50 / \$80	\$50 / \$80	\$50 / \$80	\$50 / \$80	\$25 / \$75	\$25 / \$75	\$25 / \$75
OOP Maximum =>	\$7900 / \$15800	\$7900 / \$15800	\$7900 / \$15800	\$7900 / \$15800	\$7900 / \$15800	\$7900 / \$15800	\$7900 / \$15800	\$7900 / \$15800	\$7900 / \$15800	\$7900 / \$15800
Pediatric Dental (Yes/No) =>	Yes	Yes	Yes	Yes	Yes	Yes	Yes	Yes	Yes	Yes
Age Band	Non-Tobacco	Tobacco	Non-Tobacco	Tobacco	Non-Tobacco	Tobacco	Non-Tobacco	Tobacco	Non-Tobacco	Tobacco
0 - 14	\$199.94	\$199.94	\$199.94	\$199.94	\$200.06	\$200.06	\$252.45	\$252.45	\$200.06	\$200.06
15	\$217.71	\$217.71	\$217.71	\$217.71	\$217.85	\$217.85	\$274.89	\$274.89	\$217.85	\$217.85
16	\$224.51	\$224.51	\$224.51	\$224.51	\$224.65	\$224.65	\$283.47	\$283.47	\$224.65	\$224.65
17	\$231.30	\$231.30	\$231.30	\$231.30	\$231.45	\$231.45	\$292.05	\$292.05	\$231.45	\$231.45
18	\$238.62	\$244.59	\$238.62	\$244.59	\$238.77	\$244.74	\$301.29	\$308.82	\$238.77	\$244.74
19	\$245.94	\$252.09	\$245.94	\$252.09	\$246.09	\$252.24	\$310.53	\$318.29	\$246.09	\$252.24
20	\$253.52	\$259.86	\$253.52	\$259.86	\$253.67	\$260.02	\$320.10	\$328.10	\$253.67	\$260.02
21	\$261.36	\$267.89	\$261.36	\$267.89	\$261.52	\$268.06	\$330.00	\$338.25	\$261.52	\$268.06
22	\$261.36	\$267.89	\$261.36	\$267.89	\$261.52	\$268.06	\$330.00	\$338.25	\$261.52	\$268.06
23	\$261.36	\$267.89	\$261.36	\$267.89	\$261.52	\$268.06	\$330.00	\$338.25	\$261.52	\$268.06
24	\$261.36	\$267.89	\$261.36	\$267.89	\$261.52	\$268.06	\$330.00	\$338.25	\$261.52	\$268.06
25	\$262.41	\$268.97	\$262.41	\$268.97	\$262.57	\$269.13	\$331.32	\$339.60	\$262.57	\$269.13
26	\$267.63	\$274.32	\$267.63	\$274.32	\$267.80	\$274.49	\$337.92	\$346.37	\$267.80	\$274.49
27	\$273.91	\$280.75	\$273.91	\$280.75	\$274.07	\$280.92	\$345.84	\$354.49	\$274.07	\$280.92
28	\$284.10	\$291.20	\$284.10	\$291.20	\$284.27	\$291.38	\$358.71	\$367.68	\$284.27	\$291.38
29	\$292.46	\$299.77	\$292.46	\$299.77	\$292.64	\$299.96	\$369.27	\$378.50	\$292.64	\$299.96
30	\$296.64	\$304.06	\$296.64	\$304.06	\$296.83	\$304.25	\$374.55	\$383.91	\$296.83	\$304.25
31	\$302.92	\$310.49	\$302.92	\$310.49	\$303.10	\$310.68	\$382.47	\$392.03	\$303.10	\$310.68
32	\$309.19	\$316.92	\$309.19	\$316.92	\$309.38	\$317.11	\$390.39	\$400.15	\$309.38	\$317.11
33	\$313.11	\$320.94	\$313.11	\$320.94	\$313.30	\$321.13	\$395.34	\$405.22	\$313.30	\$321.13
34	\$317.29	\$325.22	\$317.29	\$325.22	\$317.49	\$325.42	\$400.62	\$410.64	\$317.49	\$325.42
35	\$319.38	\$327.37	\$319.38	\$327.37	\$319.58	\$327.57	\$403.26	\$413.34	\$319.58	\$327.57
36	\$321.47	\$329.51	\$321.47	\$329.51	\$321.67	\$329.71	\$405.90	\$416.05	\$321.67	\$329.71
37	\$323.56	\$331.65	\$323.56	\$331.65	\$323.76	\$331.86	\$408.54	\$418.75	\$323.76	\$331.86
38	\$325.65	\$333.80	\$325.65	\$333.80	\$325.85	\$334.00	\$411.18	\$421.46	\$325.85	\$334.00
39	\$329.84	\$338.08	\$329.84	\$338.08	\$330.04	\$338.29	\$416.46	\$426.87	\$330.04	\$338.29
40	\$334.02	\$342.37	\$334.02	\$342.37	\$334.22	\$342.58	\$421.74	\$432.28	\$334.22	\$342.58
41	\$340.29	\$348.80	\$340.29	\$348.80	\$340.50	\$349.01	\$429.66	\$440.40	\$349.01	\$349.01
42	\$346.30	\$354.96	\$346.30	\$354.96	\$346.51	\$355.18	\$437.25	\$448.18	\$346.51	\$355.18
43	\$354.67	\$363.53	\$354.67	\$363.53	\$354.88	\$363.75	\$447.81	\$459.01	\$354.88	\$363.75
44	\$365.12	\$374.25	\$365.12	\$374.25	\$365.34	\$374.48	\$461.01	\$472.54	\$365.34	\$374.48
45	\$377.40	\$386.84	\$377.40	\$386.84	\$377.63	\$387.08	\$476.52	\$488.43	\$377.63	\$387.08
46	\$392.04	\$401.84	\$392.04	\$401.84	\$392.28	\$402.09	\$495.00	\$507.38	\$392.28	\$402.09
47	\$408.51	\$418.72	\$408.51	\$418.72	\$408.76	\$418.97	\$515.79	\$528.68	\$408.76	\$418.97
48	\$427.32	\$438.01	\$427.32	\$438.01	\$427.59	\$438.27	\$539.55	\$553.04	\$427.59	\$438.27
49	\$445.88	\$457.03	\$445.88	\$457.03	\$446.15	\$457.31	\$562.98	\$577.05	\$446.15	\$457.31
50	\$466.79	\$478.46	\$466.79	\$478.46	\$467.07	\$478.75	\$589.38	\$604.11	\$467.07	\$478.75
51	\$487.44	\$499.62	\$487.44	\$499.62	\$487.73	\$499.93	\$615.45	\$630.84	\$487.73	\$499.93
52	\$510.17	\$522.93	\$510.17	\$522.93	\$510.49	\$523.25	\$644.16	\$660.26	\$510.49	\$523.25
53	\$533.17	\$546.50	\$533.17	\$546.50	\$533.50	\$546.84	\$673.20	\$690.03	\$533.50	\$546.84
54	\$558.00	\$571.95	\$558.00	\$571.95	\$558.35	\$572.30	\$704.55	\$722.16	\$558.35	\$572.30
55	\$582.83	\$597.40	\$582.83	\$597.40	\$583.19	\$597.77	\$735.90	\$754.30	\$583.19	\$597.77
56	\$609.75	\$625.00	\$609.75	\$625.00	\$610.13	\$625.38	\$769.89	\$789.14	\$610.13	\$625.38
57	\$636.93	\$652.86	\$636.93	\$652.86	\$637.32	\$653.26	\$804.21	\$824.32	\$637.32	\$653.26
58	\$665.95	\$682.59	\$665.95	\$682.59	\$666.35	\$683.01	\$840.84	\$861.86	\$666.35	\$683.01
59	\$680.32	\$697.33	\$680.32	\$697.33	\$680.74	\$697.75	\$858.99	\$880.46	\$680.74	\$697.75
60	\$709.33	\$727.06	\$709.33	\$727.06	\$709.77	\$727.51	\$885.62	\$918.01	\$709.77	\$727.51
61	\$734.42	\$752.78	\$734.42	\$752.78	\$734.87	\$753.24	\$927.30	\$950.48	\$734.87	\$753.24
62	\$750.89	\$769.66	\$750.89	\$769.66	\$751.35	\$770.13	\$948.09	\$971.79	\$751.35	\$770.13
63	\$771.53	\$790.82	\$771.53	\$790.82	\$772.01	\$791.31	\$974.16	\$998.51	\$772.01	\$791.31
64+	\$784.08	\$803.68	\$784.08	\$803.68	\$784.56	\$804.17	\$990.00	\$1,014.75	\$784.56	\$804.17

Company Name:
Market:
Product:
Effective Date of Rates:

HIOS Plan ID (On Exchange)=>	0050104	16322PA0050104										16322PA0050106	16322PA0050106	16322PA0050106
HIOS Plan ID (Off Exchange)=>	0050104	16322PA0050104	16322PA0050105	16322PA0050105	16322PA0050105	16322PA0050105	16322PA0050105	16322PA0050105	16322PA0050105	16322PA0050105	16322PA0050105	16322PA0050106	16322PA0050106	16322PA0050106
Plan Marketing Name =>	500/\$25 - Partne	ntage Silver \$3,500/\$25 - Partne	ntage Silver HSA \$2,700/20% - Pa	ntage Silver HSA \$2,700/20% - Pa	ntage Silver HSA \$2,700/20% - Pa	ntage Silver HSA \$2,700/20% - Pa	ntage Silver HSA \$2,700/20% - Pa	ntage Silver HSA \$2,700/20% - Pa	ntage Silver HSA \$2,700/20% - Pa	ntage Silver HSA \$2,700/20% - Pa	ntage Silver HSA \$2,700/20% - Pa	antage Gold \$800/\$20 - Partne	antage Gold \$800/\$20 - Partne	antage Gold \$800/\$20 - Partne
Form # =>	72	672	671	671	671	671	671	671	671	671	671	672	672	672
Rating Area =>	1	5	1	3	4	5	1	3	4	5	1	3	4	
Network =>	Dominion PEDS	EPO Partner w/Dominion PEDS	EPO Partner w/Dominion PEDS	EPO Partner w/Dominion PEDS	EPO Partner w/Dominion PEDS	EPO Partner w/Dominion PEDS	EPO Partner w/Dominion PEDS	EPO Partner w/Dominion PEDS	EPO Partner w/Dominion PEDS	EPO Partner w/Dominion PEDS	EPO Partner w/Dominion PEDS	EPO Partner w/Dominion PEDS	EPO Partner w/Dominion PEDS	EPO Partner w/Dominion PEDS
Metal =>	er Silver	Silver	Silver	Silver	Silver	Silver	Silver	Silver	Silver	Silver	Silver	Gold	Gold	Gold
Deductible =>	\$7000	\$3500/ \$7000	\$2700/ \$5400	\$2700/ \$5400	\$2700/ \$5400	\$2700/ \$5400	\$2700/ \$5400	\$2700/ \$5400	\$2700/ \$5400	\$2700/ \$5400	\$2700/ \$5400	\$800/ \$1600	\$800/ \$1600	\$800/ \$1600
Coinsurance =>	%	90%	80%	80%	80%	80%	80%	80%	80%	80%	80%	90%	90%	90%
Copays =>	\$75	\$25 / \$75	\$0/ 20%	\$0/ 20%	\$0/ 20%	\$0/ 20%	\$0/ 20%	\$0/ 20%	\$0/ 20%	\$0/ 20%	\$0/ 20%	\$20 / \$50	\$20 / \$50	\$20 / \$50
OOP Maximum =>	\$15800	\$7900/ \$15800	\$5000/ \$10000	\$5000/ \$10000	\$5000/ \$10000	\$5000/ \$10000	\$5000/ \$10000	\$5000/ \$10000	\$5000/ \$10000	\$5000/ \$10000	\$5000/ \$10000	\$5000/ \$10000	\$5000/ \$10000	\$5000/ \$10000
Pediatric Dental (Yes/No) =>	es	Yes	Yes	Yes	Yes	Yes	Yes	Yes	Yes	Yes	Yes	Yes	Yes	Yes
Age Band	Tobacco	Non-Tobacco	Tobacco	Non-Tobacco	Tobacco	Non-Tobacco	Tobacco	Non-Tobacco	Tobacco	Non-Tobacco	Tobacco	Non-Tobacco	Tobacco	Non-Tobacco
0 - 14	\$196.77	\$196.77	\$196.77	\$166.20	\$166.20	\$209.73	\$209.73	\$166.20	\$166.20	\$166.20	\$166.20	\$212.17	\$212.17	\$212.17
15	\$214.26	\$214.26	\$214.26	\$180.98	\$180.98	\$228.38	\$228.38	\$180.98	\$180.98	\$180.98	\$180.98	\$231.02	\$231.02	\$231.02
16	\$220.95	\$220.95	\$220.95	\$186.63	\$186.63	\$235.50	\$235.50	\$186.63	\$186.63	\$186.63	\$186.63	\$238.24	\$238.24	\$238.24
17	\$227.64	\$227.64	\$227.64	\$192.28	\$192.28	\$242.63	\$242.63	\$192.28	\$192.28	\$192.28	\$192.28	\$245.45	\$245.45	\$245.45
18	\$240.71	\$234.84	\$240.71	\$198.36	\$203.32	\$250.31	\$256.57	\$198.36	\$203.32	\$198.36	\$203.32	\$253.21	\$259.54	\$253.21
19	\$248.10	\$242.04	\$248.10	\$204.44	\$209.55	\$257.98	\$264.43	\$204.44	\$209.55	\$209.55	\$209.55	\$260.98	\$267.50	\$260.98
20	\$255.74	\$249.50	\$255.74	\$210.74	\$216.01	\$265.94	\$272.58	\$210.74	\$216.01	\$216.01	\$210.74	\$216.01	\$269.02	\$275.75
21	\$263.65	\$257.22	\$263.65	\$217.26	\$222.69	\$274.16	\$281.01	\$217.26	\$222.69	\$222.69	\$217.26	\$222.69	\$277.34	\$284.27
22	\$263.65	\$257.22	\$263.65	\$217.26	\$222.69	\$274.16	\$281.01	\$217.26	\$222.69	\$222.69	\$217.26	\$222.69	\$277.34	\$284.27
23	\$263.65	\$257.22	\$263.65	\$217.26	\$222.69	\$274.16	\$281.01	\$217.26	\$222.69	\$222.69	\$217.26	\$222.69	\$277.34	\$284.27
24	\$263.65	\$257.22	\$263.65	\$217.26	\$222.69	\$274.16	\$281.01	\$217.26	\$222.69	\$222.69	\$217.26	\$222.69	\$277.34	\$284.27
25	\$264.71	\$258.25	\$264.71	\$218.13	\$223.58	\$275.26	\$282.14	\$218.13	\$223.58	\$223.58	\$218.13	\$223.58	\$278.45	\$285.41
26	\$269.98	\$263.39	\$269.98	\$222.47	\$228.04	\$280.74	\$287.76	\$222.47	\$228.04	\$228.04	\$222.47	\$228.04	\$291.10	\$291.10
27	\$276.31	\$269.57	\$276.31	\$227.69	\$233.38	\$287.32	\$294.50	\$227.69	\$233.38	\$233.38	\$227.69	\$233.38	\$290.65	\$297.92
28	\$286.59	\$279.60	\$286.59	\$236.16	\$242.07	\$298.01	\$305.46	\$236.16	\$242.07	\$242.07	\$236.16	\$242.07	\$301.47	\$309.01
29	\$295.02	\$287.83	\$295.02	\$243.11	\$249.19	\$306.79	\$314.45	\$243.11	\$249.19	\$249.19	\$243.11	\$249.19	\$310.34	\$318.10
30	\$299.24	\$291.94	\$299.24	\$246.59	\$252.75	\$311.17	\$318.95	\$246.59	\$252.75	\$252.75	\$246.59	\$252.75	\$314.78	\$322.65
31	\$305.57	\$298.12	\$305.57	\$251.80	\$258.10	\$317.75	\$325.70	\$251.80	\$258.10	\$258.10	\$251.80	\$258.10	\$321.44	\$329.47
32	\$311.90	\$304.29	\$311.90	\$257.02	\$263.44	\$324.33	\$332.44	\$257.02	\$263.44	\$263.44	\$257.02	\$263.44	\$328.09	\$336.30
33	\$315.85	\$308.15	\$315.85	\$260.28	\$266.78	\$328.44	\$336.65	\$260.28	\$266.78	\$266.78	\$260.28	\$266.78	\$332.25	\$340.56
34	\$320.07	\$312.27	\$320.07	\$263.75	\$270.35	\$332.83	\$341.15	\$263.75	\$270.35	\$270.35	\$263.75	\$270.35	\$336.69	\$345.11
35	\$322.18	\$314.32	\$322.18	\$265.49	\$272.13	\$335.02	\$343.40	\$265.49	\$272.13	\$272.13	\$265.49	\$272.13	\$338.91	\$347.38
36	\$324.29	\$316.38	\$324.29	\$267.23	\$273.91	\$337.22	\$345.65	\$267.23	\$273.91	\$273.91	\$267.23	\$273.91	\$341.13	\$349.66
37	\$326.40	\$318.44	\$326.40	\$268.97	\$275.69	\$339.41	\$347.90	\$268.97	\$275.69	\$275.69	\$268.97	\$275.69	\$343.35	\$351.93
38	\$328.51	\$320.50	\$328.51	\$270.71	\$277.47	\$341.60	\$350.14	\$270.71	\$277.47	\$277.47	\$270.71	\$277.47	\$345.57	\$354.20
39	\$332.73	\$324.61	\$332.73	\$274.18	\$281.04	\$345.99	\$354.64	\$274.18	\$281.04	\$281.04	\$274.18	\$281.04	\$350.00	\$358.75
40	\$336.95	\$328.73	\$336.95	\$277.66	\$284.60	\$350.38	\$359.14	\$277.66	\$284.60	\$284.60	\$277.66	\$284.60	\$354.44	\$363.30
41	\$343.27	\$334.90	\$343.27	\$282.87	\$289.94	\$356.96	\$365.88	\$282.87	\$289.94	\$289.94	\$282.87	\$289.94	\$361.10	\$370.12
42	\$349.34	\$340.82	\$349.34	\$287.87	\$295.07	\$363.26	\$372.34	\$287.87	\$295.07	\$295.07	\$287.87	\$295.07	\$367.48	\$376.66
43	\$357.77	\$349.05	\$357.77	\$294.82	\$302.19	\$372.04	\$381.34	\$294.82	\$302.19	\$302.19	\$294.82	\$302.19	\$376.35	\$385.76
44	\$368.32	\$359.34	\$368.32	\$303.51	\$311.10	\$383.00	\$392.58	\$303.51	\$311.10	\$311.10	\$303.51	\$311.10	\$387.44	\$397.13
45	\$380.71	\$371.43	\$380.71	\$313.72	\$321.57	\$395.89	\$405.78	\$313.72	\$321.57	\$321.57	\$313.72	\$321.57	\$400.48	\$410.49
46	\$395.48	\$385.83	\$395.48	\$325.89	\$334.04	\$411.24	\$421.52	\$325.89	\$334.04	\$334.04	\$325.89	\$334.04	\$416.01	\$426.41
47	\$412.09	\$402.03	\$412.09	\$339.58	\$348.07	\$428.51	\$439.22	\$339.58	\$348.07	\$348.07	\$339.58	\$348.07	\$443.48	\$454.32
48	\$431.07	\$420.55	\$431.07	\$355.22	\$364.10	\$448.25	\$459.46	\$355.22	\$364.10	\$364.10	\$355.22	\$364.10	\$464.79	\$476.19
49	\$449.79	\$438.82	\$449.79	\$370.65	\$379.91	\$467.72	\$479.41	\$370.65	\$379.91	\$379.91	\$370.65	\$379.91	\$473.14	\$484.97
50	\$470.88	\$459.39	\$470.88	\$388.03	\$397.73	\$489.65	\$501.89	\$388.03	\$397.73	\$397.73	\$388.03	\$397.73	\$495.33	\$507.71
51	\$491.71	\$479.72	\$491.71	\$405.19	\$415.32	\$511.31	\$524.09	\$405.19	\$415.32	\$415.32	\$405.19	\$415.32	\$517.24	\$530.17
52	\$514.65	\$502.09	\$514.65	\$424.09	\$434.69	\$535.16	\$548.54	\$424.09	\$434.69	\$434.69	\$424.09	\$434.69	\$541.37	\$554.90
53	\$537.85	\$524.73	\$537.85	\$443.21	\$454.29	\$559.29	\$573.27	\$443.21	\$454.29	\$454.29	\$443.21	\$454.29	\$565.77	\$579.92
54	\$562.89	\$549.16	\$562.89	\$463.85	\$475.45	\$585.33	\$599.96	\$463.85	\$475.45	\$475.45	\$463.85	\$475.45	\$592.12	\$606.92
55	\$587.94	\$573.60	\$587.94	\$484.49	\$496.60	\$611.38	\$626.66	\$484.49	\$496.60	\$496.60	\$484.49	\$496.60	\$618.47	\$633.93
56	\$615.10	\$600.09	\$615.10	\$506.87	\$519.54	\$639.62	\$655.61	\$506.87	\$519.54	\$519.54	\$506.87	\$519.54	\$647.03	\$663.21
57	\$642.52	\$626.85	\$642.52	\$529.46	\$542.70	\$668.13	\$684.83	\$529.46	\$542.70	\$542.70	\$529.46	\$542.70	\$675.88	\$692.77
58	\$671.78	\$655.40	\$671.78	\$553.58	\$567.42	\$698.56	\$716.02	\$553.58	\$567.42	\$567.42	\$553.58	\$567.42	\$706.66	\$724.33
59	\$686.28	\$669.54	\$686.28	\$565.53	\$579.67	\$713.64	\$731.48	\$565.53	\$579.67	\$579.67	\$565.53	\$579.67	\$721.92	\$739.96
60	\$715.55	\$698.10	\$715.55	\$589.64	\$604.38	\$744.07	\$762.67	\$589.64	\$604.38	\$604.38	\$589.64	\$604.38	\$771.52	\$791.52
61	\$740.86	\$722.79	\$740.86	\$610.50	\$625.76	\$770.39	\$789.65	\$610.50	\$625.76	\$625.76	\$610.50	\$625.76	\$779.33	\$798.81
62	\$757.47	\$738.99	\$757.47	\$624.19	\$639.79	\$787.66	\$807.35	\$624.19	\$639.79	\$639.79	\$624.19	\$639.79	\$796.80	\$816.72
63	\$778.30	\$759.31	\$778.30	\$641.35	\$657.39	\$809.32	\$829.55	\$641.35	\$657.39	\$657.39	\$641.35	\$657.39	\$818.71	\$839.18
64+	\$790.95	\$771.66	\$790.95	\$651.78	\$668.07	\$822.48	\$843.04	\$651.78	\$668.07	\$668.07	\$651.78	\$668.07	\$832.02	\$852.82

Effective Date of Rates:

HIOS Plan ID (On Exchange)=>	16322PA0050106	16322PA0050107	16322PA0050107	16322PA0050107	16322PA0050107	16322PA0050107	16322PA0050111	16322PA0050111	16322PA0050111
HIOS Plan ID (Off Exchange)=>	16322PA0050106	16322PA0050107	16322PA0050107	16322PA0050107	16322PA0050107	16322PA0050107	16322PA0050108	16322PA0050111	16322PA0050111
Plan Marketing Name =>	antage Gold \$800/\$20 - Partnet	antage Platinum \$250/\$20 - Partnet	antage Platinum \$250/\$20 - Partnet	antage Platinum \$250/\$20 - Partnet	antage Platinum \$250/\$20 - Partnet	antage Platinum \$250/\$20 - Partnet	age Silver HSA \$2,700/20% - Se	Catastrophic \$7,900/\$0 - Pa	Catastrophic \$7,900/\$0 - Pa
Form # =>	672	672	672	672	672	671	673	673	673
Rating Area =>	5	1	3	4	5	4	1	3	
Network =>	EPO Partner w/Dominion PEDS	EPO Partner w/Dominion PEDS	EPO Partner w/Dominion PEDS	EPO Partner w/Dominion PEDS	EPO Partner w/Dominion PEDS	EPO Select w/Dominion PEDS	EPO Partner w/Dominion PEDS	EPO Partner w/Dominion PEDS	EPO Partner w/Dominion PEDS
Metal =>	Gold	Platinum	Platinum	Platinum	Platinum	Silver	Catastrophic	Catastrophic	Catastrophic
Deductible =>	\$800/ \$1600	\$250/ \$500	\$250/ \$500	\$250/ \$500	\$250/ \$500	\$2700/ \$5400	\$7900/ \$15800	\$7900/ \$15800	\$7900/ \$15800
Coinurance =>	90%	90%	90%	90%	90%	80%	100%	100%	100%
Copays =>	\$20 / \$50	\$20 / 10%	\$20 / 10%	\$20 / 10%	\$20 / 10%	\$0/ 20%	\$0/ \$0	\$0/ \$0	\$0/ \$0
OOP Maximum =>	\$5000/ \$10000	\$1500/ \$3000	\$1500/ \$3000	\$1500/ \$3000	\$1500/ \$3000	\$1500/ \$3000	\$5000/ \$10000	\$7900/ \$15800	\$7900/ \$15800
Pediatric Dental (Yes/No) =>	Yes	Yes	Yes	Yes	Yes	Yes	Yes	Yes	Yes
Age Band	Non-Tobacco	Tobacco	Non-Tobacco	Tobacco	Non-Tobacco	Tobacco	Non-Tobacco	Tobacco	Non-Tobacco
0 - 14	\$212.17	\$212.17	\$372.59	\$372.59	\$470.16	\$470.16	\$372.59	\$372.59	\$175.58
15	\$231.02	\$231.02	\$405.70	\$405.70	\$511.95	\$511.95	\$405.70	\$405.70	\$191.19
16	\$238.24	\$238.24	\$418.37	\$418.37	\$527.93	\$527.93	\$418.37	\$418.37	\$197.16
17	\$245.45	\$245.45	\$431.03	\$431.03	\$543.91	\$543.91	\$431.03	\$431.03	\$203.13
18	\$253.21	\$259.54	\$444.67	\$455.78	\$561.12	\$575.15	\$444.67	\$455.78	\$209.55
19	\$260.98	\$267.50	\$458.30	\$469.76	\$578.33	\$592.79	\$458.30	\$469.76	\$215.98
20	\$269.02	\$275.75	\$472.43	\$484.24	\$596.15	\$611.06	\$472.43	\$484.24	\$222.63
21	\$277.34	\$284.27	\$487.04	\$499.22	\$614.59	\$629.95	\$487.04	\$499.22	\$229.52
22	\$277.34	\$284.27	\$487.04	\$499.22	\$614.59	\$629.95	\$487.04	\$499.22	\$229.52
23	\$277.34	\$284.27	\$487.04	\$499.22	\$614.59	\$629.95	\$487.04	\$499.22	\$229.52
24	\$277.34	\$284.27	\$487.04	\$499.22	\$614.59	\$629.95	\$487.04	\$499.22	\$229.52
25	\$278.45	\$285.41	\$488.99	\$501.21	\$617.05	\$632.47	\$488.99	\$501.21	\$230.44
26	\$284.00	\$291.10	\$498.73	\$511.20	\$629.34	\$645.07	\$498.73	\$511.20	\$235.03
27	\$290.65	\$297.92	\$510.42	\$523.18	\$644.09	\$660.19	\$510.42	\$523.18	\$240.54
28	\$301.47	\$309.01	\$529.41	\$542.65	\$668.06	\$684.76	\$529.41	\$542.65	\$249.49
29	\$310.34	\$318.10	\$545.00	\$558.62	\$687.73	\$704.92	\$545.00	\$558.62	\$256.83
30	\$314.78	\$322.65	\$552.79	\$566.61	\$697.56	\$715.00	\$552.79	\$566.61	\$260.51
31	\$321.44	\$329.47	\$564.48	\$578.59	\$712.31	\$730.12	\$564.48	\$578.59	\$266.01
32	\$328.09	\$336.30	\$576.17	\$590.57	\$727.06	\$745.24	\$576.17	\$590.57	\$271.52
33	\$332.25	\$340.56	\$583.47	\$598.06	\$736.28	\$754.69	\$583.47	\$598.06	\$274.96
34	\$336.69	\$345.11	\$591.27	\$606.05	\$746.11	\$764.77	\$591.27	\$606.05	\$278.64
35	\$338.91	\$347.38	\$595.16	\$610.04	\$751.03	\$769.80	\$595.16	\$610.04	\$280.47
36	\$341.13	\$349.66	\$599.06	\$614.04	\$755.95	\$774.84	\$599.06	\$614.04	\$282.31
37	\$343.35	\$351.93	\$602.96	\$618.03	\$760.86	\$779.88	\$602.96	\$618.03	\$284.15
38	\$345.57	\$354.20	\$606.85	\$622.02	\$765.78	\$784.92	\$606.85	\$622.02	\$285.98
39	\$350.00	\$358.75	\$614.64	\$630.01	\$775.61	\$795.00	\$614.64	\$630.01	\$289.65
40	\$354.44	\$363.30	\$622.44	\$638.00	\$785.45	\$805.08	\$622.44	\$638.00	\$293.33
41	\$361.10	\$370.12	\$634.13	\$649.98	\$800.20	\$820.20	\$634.13	\$649.98	\$298.84
42	\$367.48	\$376.66	\$645.33	\$661.46	\$814.33	\$834.69	\$645.33	\$661.46	\$304.11
43	\$376.35	\$385.76	\$660.91	\$677.44	\$834.00	\$854.85	\$660.91	\$677.44	\$311.46
44	\$387.44	\$397.13	\$680.39	\$697.40	\$858.58	\$880.05	\$680.39	\$697.40	\$320.64
45	\$400.48	\$410.49	\$703.29	\$720.87	\$887.47	\$909.65	\$703.29	\$720.87	\$331.43
46	\$416.01	\$426.41	\$730.56	\$748.82	\$921.89	\$944.93	\$730.56	\$748.82	\$344.28
47	\$433.48	\$444.32	\$761.24	\$780.27	\$960.60	\$984.62	\$761.24	\$780.27	\$358.74
48	\$453.45	\$464.79	\$796.31	\$816.22	\$1,004.85	\$1,029.98	\$796.31	\$816.22	\$375.27
49	\$474.14	\$484.97	\$830.89	\$851.66	\$1,048.49	\$1,074.70	\$830.89	\$851.66	\$391.56
50	\$495.33	\$507.71	\$869.85	\$891.60	\$1,097.66	\$1,125.10	\$869.85	\$891.60	\$409.92
51	\$517.24	\$530.17	\$908.33	\$931.04	\$1,146.21	\$1,174.87	\$908.33	\$931.04	\$428.05
52	\$541.37	\$554.90	\$950.70	\$974.47	\$1,199.68	\$1,229.67	\$950.70	\$974.47	\$448.02
53	\$565.77	\$579.92	\$993.56	\$1,018.40	\$1,253.76	\$1,285.11	\$993.56	\$1,018.40	\$468.22
54	\$592.12	\$606.92	\$1,039.83	\$1,065.83	\$1,312.15	\$1,344.95	\$1,039.83	\$1,065.83	\$490.03
55	\$618.47	\$633.93	\$1,086.10	\$1,113.25	\$1,370.54	\$1,404.80	\$1,086.10	\$1,113.25	\$511.83
56	\$647.03	\$663.21	\$1,136.26	\$1,164.67	\$1,433.84	\$1,469.68	\$1,136.26	\$1,164.67	\$535.47
57	\$675.88	\$692.77	\$1,186.92	\$1,216.59	\$1,497.76	\$1,535.20	\$1,186.92	\$1,216.59	\$559.34
58	\$706.66	\$724.33	\$1,240.98	\$1,272.00	\$1,565.98	\$1,605.12	\$1,240.98	\$1,272.00	\$584.82
59	\$721.92	\$739.96	\$1,267.77	\$1,299.46	\$1,599.78	\$1,639.77	\$1,267.77	\$1,299.46	\$597.44
60	\$752.70	\$771.52	\$1,321.83	\$1,354.87	\$1,668.00	\$1,709.70	\$1,321.83	\$1,354.87	\$622.92
61	\$779.33	\$798.81	\$1,368.58	\$1,402.80	\$1,727.00	\$1,770.17	\$1,368.58	\$1,402.80	\$644.95
62	\$796.80	\$816.72	\$1,399.27	\$1,434.25	\$1,765.72	\$1,809.86	\$1,399.27	\$1,434.25	\$669.41
63	\$818.71	\$839.18	\$1,437.74	\$1,473.65	\$1,814.27	\$1,859.63	\$1,437.74	\$1,473.65	\$697.54
64	\$832.02	\$852.82	\$1,461.12	\$1,497.65	\$1,843.77	\$1,889.86	\$1,461.12	\$1,497.65	\$725.07

Company Name:
Market:
Product:
Effective Date of Rates:

HIOS Plan ID (On Exchange)=>	0050111	16322PA0050111	16322PA0050112	16322PA0050117	16322PA0050118	16322PA0050119	16322PA0050120	16322PA0050121	16322PA0050121
HIOS Plan ID (Off Exchange)=>	0050111	16322PA0050111	16322PA0050112	16322PA0050117	16322PA0050118	16322PA0050119	16322PA0050120	16322PA0050121	16322PA0050121
Plan Marketing Name =>	\$7,900/\$0 - Catastrophic	\$7,900/\$0 - Catastrophic	\$7,900/\$0 - Catastrophic	\$3,500/\$25 - Tower Silver	\$800/\$20 - Tower Gold	\$6,950/\$35 - Tower Bronze	\$2,000/\$60 - Select Silver	\$2,000/\$60 - Partner Silver	\$2,000/\$60 - Partner Silver
Form # =>	73	673	673	674	674	674	672	672	672
Rating Area =>	1	5	4	7	7	7	4	1	3
Network =>	Dominion PEDS	EPO Partner w/Dominion PEDS	EPO Select w/Dominion PEDS	EPO Tower w/Dominion PEDS	EPO Tower w/Dominion PEDS	EPO Tower w/Dominion PEDS	EPO Select w/Dominion PEDS	EPO Partner w/Dominion PEDS	EPO Partner w/Dominion PEDS
Metal =>	Prophic	Catastrophic	Catastrophic	Silver	Gold	Bronze	Silver	Silver	Silver
Deductible =>	\$15800	\$7900/ \$15800	\$7900/ \$15800	\$3500/ \$7000	\$800/ \$1600	\$6950/ \$13900	\$2000/ \$4000	\$2000/ \$4000	\$2000/ \$4000
Coinsurance =>	0%	100%	100%	90%	90%	100%	80%	80%	80%
Copays =>	\$0	\$0/ \$0	\$0/ \$0	\$25 / \$75	\$20 / \$50	\$35 / \$0	\$60 / \$80	\$60 / \$80	\$60 / \$80
OOP Maximum =>	\$15800	\$7900/ \$15800	\$7900/ \$15800	\$7900/ \$15800	\$5000/ \$10000	\$7900/ \$15800	\$7900/ \$15800	\$7900/ \$15800	\$7900/ \$15800
Pediatric Dental (Yes/No) =>	Yes	Yes	Yes	Yes	Yes	Yes	Yes	Yes	Yes
Age Band	Tobacco	Non-Tobacco	Tobacco	Non-Tobacco	Tobacco	Non-Tobacco	Tobacco	Non-Tobacco	Tobacco
0 - 14	\$144.99	\$144.99	\$144.99	\$153.17	\$153.17	\$332.45	\$332.45	\$358.45	\$358.45
15	\$157.88	\$157.88	\$157.88	\$166.78	\$166.78	\$362.00	\$362.00	\$390.31	\$390.31
16	\$162.81	\$162.81	\$162.81	\$171.99	\$171.99	\$373.30	\$373.30	\$402.49	\$402.49
17	\$167.73	\$167.73	\$167.73	\$177.19	\$177.19	\$384.59	\$384.59	\$414.68	\$414.68
18	\$177.37	\$173.04	\$177.37	\$182.80	\$187.37	\$396.76	\$406.68	\$427.80	\$438.49
19	\$182.81	\$178.35	\$182.81	\$188.41	\$193.12	\$408.93	\$419.15	\$440.91	\$451.94
20	\$188.44	\$183.84	\$188.44	\$194.21	\$199.07	\$421.53	\$432.07	\$454.50	\$465.87
21	\$194.27	\$189.53	\$194.27	\$200.22	\$205.23	\$434.57	\$445.43	\$468.56	\$480.27
22	\$194.27	\$189.53	\$194.27	\$200.22	\$205.23	\$434.57	\$445.43	\$468.56	\$480.27
23	\$194.27	\$189.53	\$194.27	\$200.22	\$205.23	\$434.57	\$445.43	\$468.56	\$480.27
24	\$194.27	\$189.53	\$194.27	\$200.22	\$205.23	\$434.57	\$445.43	\$468.56	\$480.27
25	\$195.05	\$190.29	\$195.05	\$201.02	\$206.05	\$436.31	\$447.22	\$470.43	\$482.20
26	\$198.93	\$194.08	\$198.93	\$205.03	\$210.15	\$445.00	\$456.12	\$479.81	\$491.80
27	\$203.59	\$198.63	\$203.59	\$209.83	\$215.08	\$455.43	\$466.82	\$491.05	\$503.33
28	\$211.17	\$206.02	\$211.17	\$217.64	\$223.08	\$472.38	\$484.19	\$509.32	\$522.06
29	\$217.39	\$212.08	\$217.39	\$224.05	\$229.65	\$486.28	\$498.44	\$524.32	\$537.43
30	\$220.49	\$215.12	\$220.49	\$227.25	\$232.93	\$493.24	\$505.57	\$531.82	\$545.11
31	\$225.16	\$219.67	\$225.16	\$232.05	\$237.86	\$503.67	\$516.26	\$543.06	\$556.64
32	\$229.82	\$224.21	\$229.82	\$236.86	\$242.78	\$514.10	\$526.95	\$554.31	\$568.16
33	\$232.73	\$227.06	\$232.73	\$239.86	\$245.86	\$520.61	\$533.63	\$561.33	\$575.37
34	\$235.84	\$230.09	\$235.84	\$243.07	\$249.14	\$527.57	\$540.76	\$568.83	\$583.05
35	\$237.40	\$231.61	\$237.40	\$244.67	\$250.79	\$531.04	\$544.32	\$572.58	\$586.89
36	\$238.95	\$233.12	\$238.95	\$246.27	\$252.43	\$534.52	\$547.88	\$576.33	\$590.74
37	\$240.50	\$234.64	\$240.50	\$247.87	\$254.07	\$538.00	\$551.45	\$580.08	\$594.58
38	\$242.06	\$236.15	\$242.06	\$249.47	\$255.71	\$541.47	\$555.01	\$583.83	\$598.42
39	\$245.17	\$239.19	\$245.17	\$252.68	\$258.99	\$548.43	\$562.14	\$591.32	\$606.11
40	\$248.27	\$242.22	\$248.27	\$255.88	\$262.28	\$555.38	\$569.26	\$598.82	\$613.79
41	\$252.94	\$246.77	\$252.94	\$260.69	\$267.20	\$565.81	\$579.96	\$610.07	\$625.32
42	\$257.41	\$251.13	\$257.41	\$265.29	\$271.92	\$575.81	\$590.20	\$620.84	\$636.36
43	\$263.62	\$257.19	\$263.62	\$271.70	\$278.49	\$589.71	\$604.45	\$635.84	\$651.73
44	\$271.39	\$264.77	\$271.39	\$279.71	\$286.70	\$607.09	\$622.27	\$654.58	\$670.94
45	\$280.52	\$273.68	\$280.52	\$289.12	\$296.35	\$627.52	\$643.21	\$676.60	\$693.52
46	\$291.40	\$284.30	\$291.40	\$300.33	\$307.84	\$651.86	\$668.15	\$702.84	\$720.41
47	\$303.64	\$296.24	\$303.64	\$312.94	\$320.77	\$679.23	\$696.21	\$732.36	\$750.67
48	\$317.63	\$309.88	\$317.63	\$327.36	\$335.54	\$710.52	\$728.28	\$766.10	\$785.25
49	\$331.42	\$323.34	\$331.42	\$341.58	\$350.11	\$741.38	\$759.91	\$799.36	\$819.35
50	\$346.96	\$338.50	\$346.96	\$357.59	\$366.53	\$776.14	\$795.55	\$836.85	\$857.77
51	\$362.31	\$353.47	\$362.31	\$373.41	\$382.75	\$810.47	\$830.73	\$873.86	\$895.71
52	\$379.21	\$369.96	\$379.21	\$390.83	\$400.60	\$848.28	\$869.49	\$914.63	\$937.49
53	\$396.31	\$386.64	\$396.31	\$408.45	\$418.66	\$886.52	\$908.69	\$955.86	\$979.76
54	\$414.76	\$404.65	\$414.76	\$427.47	\$438.16	\$927.81	\$951.00	\$1,000.38	\$1,025.38
55	\$433.22	\$422.65	\$433.22	\$446.49	\$457.65	\$969.09	\$993.32	\$1,044.89	\$1,071.01
56	\$453.23	\$442.17	\$453.23	\$467.11	\$478.79	\$1,013.85	\$1,039.20	\$1,093.15	\$1,120.48
57	\$473.43	\$461.88	\$473.43	\$487.94	\$500.13	\$1,059.05	\$1,085.52	\$1,141.88	\$1,170.43
58	\$495.00	\$482.92	\$495.00	\$510.16	\$522.91	\$1,107.28	\$1,134.97	\$1,193.89	\$1,223.74
59	\$505.68	\$493.35	\$505.68	\$521.17	\$534.20	\$1,131.19	\$1,159.47	\$1,219.66	\$1,250.15
60	\$527.24	\$514.38	\$527.24	\$543.40	\$556.98	\$1,179.42	\$1,208.91	\$1,271.67	\$1,303.46
61	\$545.89	\$532.58	\$545.89	\$562.62	\$576.68	\$1,221.14	\$1,251.67	\$1,316.65	\$1,349.57
62	\$558.13	\$544.52	\$558.13	\$575.23	\$589.61	\$1,248.52	\$1,279.73	\$1,346.17	\$1,379.83
63	\$573.48	\$559.49	\$573.48	\$591.05	\$605.83	\$1,282.85	\$1,314.92	\$1,383.19	\$1,417.77
64+	\$582.80	\$568.59	\$582.80	\$600.66	\$615.68	\$1,303.71	\$1,336.30	\$1,405.68	\$1,440.82

Company Name:
Market:
Product:
Effective Date of Rates:

HIOS Plan ID (On Exchange)=>						
HIOS Plan ID (Off Exchange)=>	16322PA0050121		16322PA0050121		16322PA0050123	
Plan Marketing Name =>	Intage Silver \$2,000/\$60 - Par		Intage Silver \$2,000/\$60 - Par		Intage Silver \$2,000/\$60 - Tow	
Form # =>	672		672		674	
Rating Area =>	4		5		7	
Network =>	EPO Partner w/Dominion PEDS		EPO Partner w/Dominion PEDS		EPO Tower w/Dominion PEDS	
Metal =>	Silver		Silver		Silver	
Deductible =>	\$2000/ \$4000		\$2000/ \$4000		\$2000/ \$4000	
Coinsurance =>	80%		80%		80%	
Copays =>	\$60 / \$80		\$60 / \$80		\$60 / \$80	
OOP Maximum =>	\$7900/ \$15800		\$7900/ \$15800		\$7900/ \$15800	
Pediatric Dental (Yes/No) =>	Yes		Yes		Yes	
Age Band	Non-Tobacco	Tobacco	Non-Tobacco	Tobacco	Non-Tobacco	Tobacco
0 - 14	\$162.73	\$162.73	\$162.73	\$162.73	\$274.94	\$274.94
15	\$177.20	\$177.20	\$177.20	\$177.20	\$299.38	\$299.38
16	\$182.73	\$182.73	\$182.73	\$182.73	\$308.72	\$308.72
17	\$188.26	\$188.26	\$188.26	\$188.26	\$318.07	\$318.07
18	\$194.21	\$199.07	\$194.21	\$199.07	\$328.13	\$336.34
19	\$200.17	\$205.17	\$200.17	\$205.17	\$338.20	\$346.65
20	\$206.34	\$211.50	\$206.34	\$211.50	\$348.62	\$357.33
21	\$212.72	\$218.04	\$212.72	\$218.04	\$359.40	\$368.39
22	\$212.72	\$218.04	\$212.72	\$218.04	\$359.40	\$368.39
23	\$212.72	\$218.04	\$212.72	\$218.04	\$359.40	\$368.39
24	\$212.72	\$218.04	\$212.72	\$218.04	\$359.40	\$368.39
25	\$213.57	\$218.91	\$213.57	\$218.91	\$360.84	\$369.86
26	\$217.83	\$223.27	\$217.83	\$223.27	\$368.03	\$377.23
27	\$222.93	\$228.50	\$222.93	\$228.50	\$376.65	\$386.07
28	\$231.23	\$237.01	\$231.23	\$237.01	\$390.67	\$400.43
29	\$238.03	\$243.98	\$238.03	\$243.98	\$402.17	\$412.22
30	\$241.44	\$247.47	\$241.44	\$247.47	\$407.92	\$418.12
31	\$246.54	\$252.71	\$246.54	\$252.71	\$416.54	\$426.96
32	\$251.65	\$257.94	\$251.65	\$257.94	\$425.17	\$435.80
33	\$254.84	\$261.21	\$254.84	\$261.21	\$430.56	\$441.33
34	\$258.24	\$264.70	\$258.24	\$264.70	\$436.31	\$447.22
35	\$259.94	\$266.44	\$259.94	\$266.44	\$439.19	\$450.17
36	\$261.65	\$268.19	\$261.65	\$268.19	\$442.06	\$453.11
37	\$263.35	\$269.93	\$263.35	\$269.93	\$444.94	\$456.06
38	\$265.05	\$271.68	\$265.05	\$271.68	\$447.81	\$459.01
39	\$268.45	\$275.16	\$268.45	\$275.16	\$453.56	\$464.90
40	\$271.86	\$278.65	\$271.86	\$278.65	\$459.31	\$470.80
41	\$276.96	\$283.89	\$276.96	\$283.89	\$467.94	\$479.64
42	\$281.85	\$288.90	\$281.85	\$288.90	\$476.21	\$488.11
43	\$288.66	\$295.88	\$288.66	\$295.88	\$487.71	\$499.90
44	\$297.17	\$304.60	\$297.17	\$304.60	\$502.08	\$514.63
45	\$307.17	\$314.85	\$307.17	\$314.85	\$518.97	\$531.95
46	\$319.08	\$327.06	\$319.08	\$327.06	\$539.10	\$552.58
47	\$332.48	\$340.79	\$332.48	\$340.79	\$561.74	\$575.79
48	\$347.80	\$356.49	\$347.80	\$356.49	\$587.62	\$602.31
49	\$362.90	\$371.97	\$362.90	\$371.97	\$613.14	\$628.46
50	\$379.92	\$389.42	\$379.92	\$389.42	\$641.89	\$657.94
51	\$396.72	\$406.64	\$396.72	\$406.64	\$670.28	\$687.04
52	\$415.23	\$425.61	\$415.23	\$425.61	\$701.55	\$719.09
53	\$433.95	\$444.80	\$433.95	\$444.80	\$733.18	\$751.51
54	\$454.16	\$465.51	\$454.16	\$465.51	\$767.32	\$786.50
55	\$474.37	\$486.22	\$474.37	\$486.22	\$801.46	\$821.50
56	\$496.28	\$508.68	\$496.28	\$508.68	\$838.48	\$859.44
57	\$518.40	\$531.36	\$518.40	\$531.36	\$875.86	\$897.75
58	\$542.01	\$555.56	\$542.01	\$555.56	\$915.75	\$938.64
59	\$553.71	\$567.55	\$553.71	\$567.55	\$935.52	\$958.91
60	\$577.32	\$591.76	\$577.32	\$591.76	\$975.41	\$999.80
61	\$597.74	\$612.69	\$597.74	\$612.69	\$1,009.91	\$1,035.16
62	\$611.14	\$626.42	\$611.14	\$626.42	\$1,032.56	\$1,058.37
63	\$627.95	\$643.65	\$627.95	\$643.65	\$1,060.95	\$1,087.47
64+	\$638.16	\$654.11	\$638.16	\$654.11	\$1,078.20	\$1,105.16

UPMC Health Options, Inc.
Individual
Plan Design Summary

HIOS Plan ID	Plan Marketing Name	Product	Metal	On/Off Exchange	Network	Rating Area	Counties Covered
16322PA0040006	UPMC Advantage Silver \$0/\$50 - Premium Network	PPO	Silver	On/Off	IND PPO Premium West w/Dominion PEDS PPO	1, 2, 4, 5, 6	Allegheny, Armstrong, Beaver, Bedford, Blair, Butler, Cambria, Cameron, Centre, Clarion, Clearfield, Crawford, Elk, Erie, Fayette, Forest, Greene, Huntingdon, Indiana, Jefferson, Lawrence, McKean, Mercer, Potter, Somerset, Venango, Warren, Washington, Westmoreland
16322PA0040007	UPMC Advantage Silver \$1,750/\$50 - Premium Network	PPO	Silver	On/Off	IND PPO Premium West w/Dominion PEDS PPO	1, 2, 4, 5, 6	Allegheny, Armstrong, Beaver, Bedford, Blair, Butler, Cambria, Cameron, Centre, Clarion, Clearfield, Crawford, Elk, Erie, Fayette, Forest, Greene, Huntingdon, Indiana, Jefferson, Lawrence, McKean, Mercer, Potter, Somerset, Venango, Warren, Washington, Westmoreland
16322PA0040008	UPMC Advantage Silver \$3,500/\$25 - Premium Network	PPO	Silver	On/Off	IND PPO Premium West w/Dominion PEDS PPO	1, 2, 4, 5, 6	Allegheny, Armstrong, Beaver, Bedford, Blair, Butler, Cambria, Cameron, Centre, Clarion, Clearfield, Crawford, Elk, Erie, Fayette, Forest, Greene, Huntingdon, Indiana, Jefferson, Lawrence, McKean, Mercer, Potter, Somerset, Venango, Warren, Washington, Westmoreland
16322PA0040010	UPMC Advantage Gold \$800/\$20 - Premium Network	PPO	Gold	On/Off	IND PPO Premium West w/Dominion PEDS PPO	1, 2, 4, 5, 6	Allegheny, Armstrong, Beaver, Bedford, Blair, Butler, Cambria, Cameron, Centre, Clarion, Clearfield, Crawford, Elk, Erie, Fayette, Forest, Greene, Huntingdon, Indiana, Jefferson, Lawrence, McKean, Mercer, Potter, Somerset, Venango, Warren, Washington, Westmoreland
16322PA0040012	UPMC Advantage Platinum \$250/\$20 - Premium Network	PPO	Platinum	On/Off	IND PPO Premium West w/Dominion PEDS PPO	1, 2, 4, 5, 6	Allegheny, Armstrong, Beaver, Bedford, Blair, Butler, Cambria, Cameron, Centre, Clarion, Clearfield, Crawford, Elk, Erie, Fayette, Forest, Greene, Huntingdon, Indiana, Jefferson, Lawrence, McKean, Mercer, Potter, Somerset, Venango, Warren, Washington, Westmoreland
16322PA0040024	UPMC Advantage Bronze \$6,950/\$35 - Premium Network	PPO	Bronze	On/Off	IND PPO Premium West w/Dominion PEDS PPO	1, 2, 4, 5, 6	Allegheny, Armstrong, Beaver, Bedford, Blair, Butler, Cambria, Cameron, Centre, Clarion, Clearfield, Crawford, Elk, Erie, Fayette, Forest, Greene, Huntingdon, Indiana, Jefferson, Lawrence, McKean, Mercer, Potter, Somerset, Venango, Warren, Washington, Westmoreland
16322PA0040025	UPMC Advantage Silver HSA \$2,700/20% - Premium Network	PPO	Silver	Off	IND PPO Premium West w/Dominion PEDS PPO	1, 2, 4, 5, 6	Allegheny, Armstrong, Beaver, Bedford, Blair, Butler, Cambria, Cameron, Centre, Clarion, Clearfield, Crawford, Elk, Erie, Fayette, Forest, Greene, Huntingdon, Indiana, Jefferson, Lawrence, McKean, Mercer, Potter, Somerset, Venango, Warren, Washington, Westmoreland
16322PA0040026	UPMC Advantage Catastrophic \$7,900/\$0 - Premium Network	PPO	Catastrophic	On/Off	IND PPO Premium West w/Dominion PEDS PPO	1, 2, 4, 5, 6	Allegheny, Armstrong, Beaver, Bedford, Blair, Butler, Cambria, Cameron, Centre, Clarion, Clearfield, Crawford, Elk, Erie, Fayette, Forest, Greene, Huntingdon, Indiana, Jefferson, Lawrence, McKean, Mercer, Potter, Somerset, Venango, Warren, Washington, Westmoreland
16322PA0040037	UPMC Advantage Silver \$2,000/\$60 - Premium Network	PPO	Silver	Off	IND PPO Premium West w/Dominion PEDS PPO	1, 2, 4, 5, 6	Allegheny, Armstrong, Beaver, Bedford, Blair, Butler, Cambria, Cameron, Centre, Clarion, Clearfield, Crawford, Elk, Erie, Fayette, Forest, Greene, Huntingdon, Indiana, Jefferson, Lawrence, McKean, Mercer, Potter, Somerset, Venango, Warren, Washington, Westmoreland
16322PA0040039	UPMC Advantage Bronze \$6,950/\$35 - Premium Network	PPO	Bronze	On/Off	IND PPO Premium East w/Dominion PEDS PPO	3, 6, 7, 9	Tioga, Lycoming, Clinton, Bradford, Sullivan, Wyoming, Lackawanna, Luzerne, Columbia, Union, Snyder, Northumberland, Dauphin, Perry, Cumberland, Adams, York, Lancaster, Lebanon
16322PA0040040	UPMC Advantage Silver \$3,500/\$25 - Premium Network	PPO	Silver	On/Off	IND PPO Premium East w/Dominion PEDS PPO	3, 6, 7, 9	Tioga, Lycoming, Clinton, Bradford, Sullivan, Wyoming, Lackawanna, Luzerne, Columbia, Union, Snyder, Northumberland, Dauphin, Perry, Cumberland, Adams, York, Lancaster, Lebanon
16322PA0040041	UPMC Advantage Silver \$2,000/\$60 - Premium Network	PPO	Silver	Off	IND PPO Premium East w/Dominion PEDS PPO	3, 6, 7, 9	Tioga, Lycoming, Clinton, Bradford, Sullivan, Wyoming, Lackawanna, Luzerne, Columbia, Union, Snyder, Northumberland, Dauphin, Perry, Cumberland, Adams, York, Lancaster, Lebanon
16322PA0040042	UPMC Advantage Gold \$800/\$20 - Premium Network	PPO	Gold	On/Off	IND PPO Premium East w/Dominion PEDS PPO	3, 6, 7, 9	Tioga, Lycoming, Clinton, Bradford, Sullivan, Wyoming, Lackawanna, Luzerne, Columbia, Union, Snyder, Northumberland, Dauphin, Perry, Cumberland, Adams, York, Lancaster, Lebanon
16322PA0040043	UPMC Advantage Bronze \$6,950/\$35 - Premium Network	PPO	Bronze	On/Off	IND PPO Premium East w/Dominion PEDS PPO	3, 6, 7	Berks, Carbon, Lehigh, Northampton, Schuylkill
16322PA0040044	UPMC Advantage Silver \$3,500/\$25 - Premium Network	PPO	Silver	On/Off	IND PPO Premium East w/Dominion PEDS PPO	3, 6, 7	Berks, Carbon, Lehigh, Northampton, Schuylkill
16322PA0040045	UPMC Advantage Silver \$2,000/\$60 - Premium Network	PPO	Silver	Off	IND PPO Premium East w/Dominion PEDS PPO	3, 6, 7	Berks, Carbon, Lehigh, Northampton, Schuylkill
16322PA0040046	UPMC Advantage Gold \$800/\$20 - Premium Network	PPO	Gold	On/Off	IND PPO Premium East w/Dominion PEDS PPO	3, 6, 7	Berks, Carbon, Lehigh, Northampton, Schuylkill
16322PA0050029	UPMC Advantage Silver \$0/\$50 - Select Network	EPO	Silver	On/Off	IND EPO Select w/Dominion PEDS PPO	4	Allegheny, Beaver, Butler, Fayette, Washington, Westmoreland
16322PA0050030	UPMC Advantage Silver \$1,750/\$50 - Select Network	EPO	Silver	On/Off	IND EPO Select w/Dominion PEDS PPO	4	Allegheny, Beaver, Butler, Fayette, Washington, Westmoreland
16322PA0050031	UPMC Advantage Silver \$3,500/\$25 - Select Network	EPO	Silver	On/Off	IND EPO Select w/Dominion PEDS PPO	4	Allegheny, Beaver, Butler, Fayette, Washington, Westmoreland
16322PA0050033	UPMC Advantage Gold \$800/\$20 - Select Network	EPO	Gold	On/Off	IND EPO Select w/Dominion PEDS PPO	4	Allegheny, Beaver, Butler, Fayette, Washington, Westmoreland
16322PA0050035	UPMC Advantage Platinum \$250/\$20 - Select Network	EPO	Platinum	On/Off	IND EPO Select w/Dominion PEDS PPO	4	Allegheny, Beaver, Butler, Fayette, Washington, Westmoreland
16322PA0050100	UPMC Advantage Bronze \$6,950/\$35 - Partner Network	EPO	Bronze	On/Off	IND EPO Partner w/Dominion PEDS PPO	1, 3, 4, 5	Allegheny, Bedford, Blair, Clinton, Erie, Lawrence, Lycoming, Mercer, Tioga, Venango
16322PA0050101	UPMC Advantage Bronze \$6,950/\$35 - Select Network	EPO	Bronze	On/Off	IND EPO Select w/Dominion PEDS PPO	4	Allegheny, Beaver, Butler, Fayette, Washington, Westmoreland
16322PA0050102	UPMC Advantage Silver \$0/\$50 - Partner Network	EPO	Silver	On/Off	IND EPO Partner w/Dominion PEDS PPO	1, 3, 4, 5	Allegheny, Bedford, Blair, Clinton, Erie, Lawrence, Lycoming, Mercer, Tioga, Venango
16322PA0050103	UPMC Advantage Silver \$1,750/\$50 - Partner Network	EPO	Silver	On/Off	IND EPO Partner w/Dominion PEDS PPO	1, 3, 4, 5	Allegheny, Bedford, Blair, Clinton, Erie, Lawrence, Lycoming, Mercer, Tioga, Venango
16322PA0050104	UPMC Advantage Silver \$3,500/\$25 - Partner Network	EPO	Silver	On/Off	IND EPO Partner w/Dominion PEDS PPO	1, 3, 4, 5	Allegheny, Bedford, Blair, Clinton, Erie, Lawrence, Lycoming, Mercer, Tioga, Venango
16322PA0050105	UPMC Advantage Silver HSA \$2,700/20% - Partner Network	EPO	Silver	Off	IND EPO Partner w/Dominion PEDS PPO	1, 3, 4, 5	Allegheny, Bedford, Blair, Clinton, Erie, Lawrence, Lycoming, Mercer, Tioga, Venango
16322PA0050106	UPMC Advantage Gold \$800/\$20 - Partner Network	EPO	Gold	On/Off	IND EPO Partner w/Dominion PEDS PPO	1, 3, 4, 5	Allegheny, Bedford, Blair, Clinton, Erie, Lawrence, Lycoming, Mercer, Tioga, Venango
16322PA0050107	UPMC Advantage Platinum \$250/\$20 - Partner Network	EPO	Platinum	On/Off	IND EPO Partner w/Dominion PEDS PPO	1, 3, 4, 5	Allegheny, Bedford, Blair, Clinton, Erie, Lawrence, Lycoming, Mercer, Tioga, Venango
16322PA0050108	UPMC Advantage Silver HSA \$2,700/20% - Select Network	EPO	Silver	Off	IND EPO Select w/Dominion PEDS PPO	4	Allegheny, Beaver, Butler, Fayette, Washington, Westmoreland
16322PA0050111	UPMC Advantage Catastrophic \$7,900/\$0 - Partner Network	EPO	Catastrophic	On/Off	IND EPO Partner w/Dominion PEDS PPO	1, 3, 4, 5	Allegheny, Bedford, Blair, Clinton, Erie, Lawrence, Lycoming, Mercer, Tioga, Venango
16322PA0050112	UPMC Advantage Catastrophic \$7,900/\$0 - Select Network	EPO	Catastrophic	On/Off	IND EPO Select w/Dominion PEDS PPO	4	Allegheny, Beaver, Butler, Fayette, Washington, Westmoreland
16322PA0050117	UPMC Advantage Silver \$3,500/\$25 - Tower Network	EPO	Silver	On/Off	IND EPO Tower w/Dominion PEDS PPO	7	Berks
16322PA0050118	UPMC Advantage Gold \$800/\$20 - Tower Network	EPO	Gold	On/Off	IND EPO Tower w/Dominion PEDS PPO	7	Berks
16322PA0050119	UPMC Advantage Bronze \$6,950/\$35 - Tower Network	EPO	Bronze	On/Off	IND EPO Tower w/Dominion PEDS PPO	7	Berks
16322PA0050120	UPMC Advantage Silver \$2,000/\$60 - Tower Network	EPO	Silver	Off	IND EPO Select w/Dominion PEDS PPO	4	Allegheny, Beaver, Butler, Fayette, Washington, Westmoreland
16322PA0050121	UPMC Advantage Silver \$2,000/\$60 - Partner Network	EPO	Silver	Off	IND EPO Partner w/Dominion PEDS PPO	1, 3, 4, 5	Allegheny, Bedford, Blair, Clinton, Erie, Lawrence, Lycoming, Mercer, Tioga, Venango
16322PA0050123	UPMC Advantage Silver \$2,000/\$60 - Tower Network	EPO	Silver	Off	IND EPO Tower w/Dominion PEDS PPO	7	Berks

Company Name UPMC Health Options, Inc.

Market Individual

RATES FOR AGE 21, NON-TOBACCO USER, BY RATING AREA AND COUNTY

RATING AREA 1

02-01-2018 Number of Covered Lives by Rating County					2,309	1,604	7,822	192	962
HIOS Plan ID	Plan Marketing Name	Product	Metal	On/Off Exchange	Crawford	Clarion	Erie	Forest	McKean
16322PA0040006	UPMC Advantage Silver \$0/\$50 - Premium Network	PPO	Silver	On/Off	\$346.54	\$346.54	\$346.54	\$346.54	
16322PA0040007	UPMC Advantage Silver \$1,750/\$50 - Premium Network	PPO	Silver	On/Off	\$336.56	\$336.56	\$336.56	\$336.56	
16322PA0040008	UPMC Advantage Silver \$3,500/\$25 - Premium Network	PPO	Silver	On/Off	\$343.27	\$343.27	\$343.27	\$343.27	
16322PA0040010	UPMC Advantage Gold \$800/\$20 - Premium Network	PPO	Gold	On/Off	\$365.07	\$365.07	\$365.07	\$365.07	
16322PA0040012	UPMC Advantage Platinum \$250/\$20 - Premium Network	PPO	Platinum	On/Off	\$639.83	\$639.83	\$639.83	\$639.83	
16322PA0040024	UPMC Advantage Bronze \$6,950/\$35 - Premium Network	PPO	Bronze	On/Off	\$263.66	\$263.66	\$263.66	\$263.66	
16322PA0040025	UPMC Advantage Silver HSA \$2,700/20% - Premium Network	PPO	Silver	Off	\$285.93	\$285.93	\$285.93	\$285.93	
16322PA0040026	UPMC Advantage Catastrophic \$7,900/\$0 - Premium Network	PPO	Catastrophic	On/Off	\$250.27	\$250.27	\$250.27	\$250.27	
16322PA0040037	UPMC Advantage Silver \$2,000/\$60 - Premium Network	PPO	Silver	Off	\$282.81	\$282.81	\$282.81	\$282.81	
16322PA0040039	UPMC Advantage Bronze \$6,950/\$35 - Premium Network	PPO	Bronze	On/Off					
16322PA0040040	UPMC Advantage Silver \$3,500/\$25 - Premium Network	PPO	Silver	On/Off					
16322PA0040041	UPMC Advantage Silver \$2,000/\$60 - Premium Network	PPO	Silver	Off					
16322PA0040042	UPMC Advantage Gold \$800/\$20 - Premium Network	PPO	Gold	On/Off					
16322PA0040043	UPMC Advantage Bronze \$6,950/\$35 - Premium Network	PPO	Bronze	On/Off					
16322PA0040044	UPMC Advantage Silver \$3,500/\$25 - Premium Network	PPO	Silver	On/Off					
16322PA0040045	UPMC Advantage Silver \$2,000/\$60 - Premium Network	PPO	Silver	Off					
16322PA0040046	UPMC Advantage Gold \$800/\$20 - Premium Network	PPO	Gold	On/Off					
16322PA0050029	UPMC Advantage Silver \$0/\$50 - Select Network	EPO	Silver	On/Off					
16322PA0050030	UPMC Advantage Silver \$1,750/\$50 - Select Network	EPO	Silver	On/Off					
16322PA0050031	UPMC Advantage Silver \$3,500/\$25 - Select Network	EPO	Silver	On/Off					
16322PA0050033	UPMC Advantage Gold \$800/\$20 - Select Network	EPO	Gold	On/Off					
16322PA0050035	UPMC Advantage Platinum \$250/\$20 - Select Network	EPO	Platinum	On/Off					
16322PA0050100	UPMC Advantage Bronze \$6,950/\$35 - Partner Network	EPO	Bronze	On/Off			\$199.82		
16322PA0050101	UPMC Advantage Bronze \$6,950/\$35 - Select Network	EPO	Bronze	On/Off					
16322PA0050102	UPMC Advantage Silver \$0/\$50 - Partner Network	EPO	Silver	On/Off			\$261.36		
16322PA0050103	UPMC Advantage Silver \$1,750/\$50 - Partner Network	EPO	Silver	On/Off			\$261.52		
16322PA0050104	UPMC Advantage Silver \$3,500/\$25 - Partner Network	EPO	Silver	On/Off			\$257.22		
16322PA0050105	UPMC Advantage Silver HSA \$2,700/20% - Partner Network	EPO	Silver	Off			\$217.26		
16322PA0050106	UPMC Advantage Gold \$800/\$20 - Partner Network	EPO	Gold	On/Off			\$277.34		
16322PA0050107	UPMC Advantage Platinum \$250/\$20 - Partner Network	EPO	Platinum	On/Off			\$487.04		
16322PA0050108	UPMC Advantage Silver HSA \$2,700/20% - Select Network	EPO	Silver	Off					
16322PA0050111	UPMC Advantage Catastrophic \$7,900/\$0 - Partner Network	EPO	Catastrophic	On/Off			\$189.53		
16322PA0050112	UPMC Advantage Catastrophic \$7,900/\$0 - Select Network	EPO	Catastrophic	On/Off					
16322PA0050117	UPMC Advantage Silver \$3,500/\$25 - Tower Network	EPO	Silver	On/Off					
16322PA0050118	UPMC Advantage Gold \$800/\$20 - Tower Network	EPO	Gold	On/Off					
16322PA0050119	UPMC Advantage Bronze \$6,950/\$35 - Tower Network	EPO	Bronze	On/Off					
16322PA0050120	UPMC Advantage Silver \$2,000/\$60 - Select Network	EPO	Silver	Off					
16322PA0050121	UPMC Advantage Silver \$2,000/\$60 - Partner Network	EPO	Silver	Off			\$212.72		
16322PA0050123	UPMC Advantage Silver \$2,000/\$60 - Tower Network	EPO	Silver	Off					

Market	Individual
<p>1. Market</p> <p>2. Individual</p> <p>3. Market</p> <p>4. Individual</p> <p>5. Market</p> <p>6. Individual</p> <p>7. Market</p> <p>8. Individual</p> <p>9. Market</p> <p>10. Individual</p> <p>11. Market</p> <p>12. Individual</p> <p>13. Market</p> <p>14. Individual</p> <p>15. Market</p> <p>16. Individual</p> <p>17. Market</p> <p>18. Individual</p> <p>19. Market</p> <p>20. Individual</p> <p>21. Market</p> <p>22. Individual</p> <p>23. Market</p> <p>24. Individual</p> <p>25. Market</p> <p>26. Individual</p> <p>27. Market</p> <p>28. Individual</p> <p>29. Market</p> <p>30. Individual</p> <p>31. Market</p> <p>32. Individual</p> <p>33. Market</p> <p>34. Individual</p> <p>35. Market</p> <p>36. Individual</p> <p>37. Market</p> <p>38. Individual</p> <p>39. Market</p> <p>40. Individual</p> <p>41. Market</p> <p>42. Individual</p> <p>43. Market</p> <p>44. Individual</p> <p>45. Market</p> <p>46. Individual</p> <p>47. Market</p> <p>48. Individual</p> <p>49. Market</p> <p>50. Individual</p> <p>51. Market</p> <p>52. Individual</p> <p>53. Market</p> <p>54. Individual</p> <p>55. Market</p> <p>56. Individual</p> <p>57. Market</p> <p>58. Individual</p> <p>59. Market</p> <p>60. Individual</p> <p>61. Market</p> <p>62. Individual</p> <p>63. Market</p> <p>64. Individual</p> <p>65. Market</p> <p>66. Individual</p> <p>67. Market</p> <p>68. Individual</p> <p>69. Market</p> <p>70. Individual</p> <p>71. Market</p> <p>72. Individual</p> <p>73. Market</p> <p>74. Individual</p> <p>75. Market</p> <p>76. Individual</p> <p>77. Market</p> <p>78. Individual</p> <p>79. Market</p> <p>80. Individual</p> <p>81. Market</p> <p>82. Individual</p> <p>83. Market</p> <p>84. Individual</p> <p>85. Market</p> <p>86. Individual</p> <p>87. Market</p> <p>88. Individual</p> <p>89. Market</p> <p>90. Individual</p> <p>91. Market</p> <p>92. Individual</p> <p>93. Market</p> <p>94. Individual</p> <p>95. Market</p> <p>96. Individual</p> <p>97. Market</p> <p>98. Individual</p> <p>99. Market</p> <p>100. Individual</p>	<p>1. Individual</p> <p>2. Market</p> <p>3. Individual</p> <p>4. Market</p> <p>5. Individual</p> <p>6. Market</p> <p>7. Individual</p> <p>8. Market</p> <p>9. Individual</p> <p>10. Market</p> <p>11. Individual</p> <p>12. Market</p> <p>13. Individual</p> <p>14. Market</p> <p>15. Individual</p> <p>16. Market</p> <p>17. Individual</p> <p>18. Market</p> <p>19. Individual</p> <p>20. Market</p> <p>21. Individual</p> <p>22. Market</p> <p>23. Individual</p> <p>24. Market</p> <p>25. Individual</p> <p>26. Market</p> <p>27. Individual</p> <p>28. Market</p> <p>29. Individual</p> <p>30. Market</p> <p>31. Individual</p> <p>32. Market</p> <p>33. Individual</p> <p>34. Market</p> <p>35. Individual</p> <p>36. Market</p> <p>37. Individual</p> <p>38. Market</p> <p>39. Individual</p> <p>40. Market</p> <p>41. Individual</p> <p>42. Market</p> <p>43. Individual</p> <p>44. Market</p> <p>45. Individual</p> <p>46. Market</p> <p>47. Individual</p> <p>48. Market</p> <p>49. Individual</p> <p>50. Market</p> <p>51. Individual</p> <p>52. Market</p> <p>53. Individual</p> <p>54. Market</p> <p>55. Individual</p> <p>56. Market</p> <p>57. Individual</p> <p>58. Market</p> <p>59. Individual</p> <p>60. Market</p> <p>61. Individual</p> <p>62. Market</p> <p>63. Individual</p> <p>64. Market</p> <p>65. Individual</p> <p>66. Market</p> <p>67. Individual</p> <p>68. Market</p> <p>69. Individual</p> <p>70. Market</p> <p>71. Individual</p> <p>72. Market</p> <p>73. Individual</p> <p>74. Market</p> <p>75. Individual</p> <p>76. Market</p> <p>77. Individual</p> <p>78. Market</p> <p>79. Individual</p> <p>80. Market</p> <p>81. Individual</p> <p>82. Market</p> <p>83. Individual</p> <p>84. Market</p> <p>85. Individual</p> <p>86. Market</p> <p>87. Individual</p> <p>88. Market</p> <p>89. Individual</p> <p>90. Market</p> <p>91. Individual</p> <p>92. Market</p> <p>93. Individual</p> <p>94. Market</p> <p>95. Individual</p> <p>96. Market</p> <p>97. Individual</p> <p>98. Market</p> <p>99. Individual</p> <p>100. Market</p>

RATES FOR AGE 21, NON-TOBACCO USER, BY RATING AREA AND COUNTY

[illegible]

RATES FOR AGE 21, NON-TOBACCO USER, BY RATING AREA AND COUNTY

	02-01-2018 Number of Covered Lives	0	RATING AREA 4							
			49,108	2,128	5,488	7,607	4,190	810	2,285	2,939
HIOS Plan ID	Plan Marketing Name	Wyoming	Allegheny	Armstrong	Beaver	Butler	Fayette	Greene	Indiana	Lawrence
16322PA0040006	UPMC Advantage Silver \$0/\$50 - Premium Network		\$346.54	\$346.54	\$346.54	\$346.54	\$346.54	\$346.54	\$346.54	\$346.54
16322PA0040007	UPMC Advantage Silver \$1,750/\$50 - Premium Network		\$336.56	\$336.56	\$336.56	\$336.56	\$336.56	\$336.56	\$336.56	\$336.56
16322PA0040008	UPMC Advantage Silver \$3,500/\$25 - Premium Network		\$343.27	\$343.27	\$343.27	\$343.27	\$343.27	\$343.27	\$343.27	\$343.27
16322PA0040010	UPMC Advantage Gold \$800/\$20 - Premium Network		\$365.07	\$365.07	\$365.07	\$365.07	\$365.07	\$365.07	\$365.07	\$365.07
16322PA0040012	UPMC Advantage Platinum \$250/\$20 - Premium Network		\$639.83	\$639.83	\$639.83	\$639.83	\$639.83	\$639.83	\$639.83	\$639.83
16322PA0040024	UPMC Advantage Bronze \$6,950/\$35 - Premium Network		\$263.66	\$263.66	\$263.66	\$263.66	\$263.66	\$263.66	\$263.66	\$263.66
16322PA0040025	UPMC Advantage Silver HSA \$2,700/20% - Premium Network		\$285.93	\$285.93	\$285.93	\$285.93	\$285.93	\$285.93	\$285.93	\$285.93
16322PA0040026	UPMC Advantage Catastrophic \$7,900/\$0 - Premium Network		\$250.27	\$250.27	\$250.27	\$250.27	\$250.27	\$250.27	\$250.27	\$250.27
16322PA0040037	UPMC Advantage Silver \$2,000/\$60 - Premium Network		\$282.81	\$282.81	\$282.81	\$282.81	\$282.81	\$282.81	\$282.81	\$282.81
16322PA0040039	UPMC Advantage Bronze \$6,950/\$35 - Premium Network	\$332.70								
16322PA0040040	UPMC Advantage Silver \$3,500/\$25 - Premium Network	\$433.17								
16322PA0040041	UPMC Advantage Silver \$2,000/\$60 - Premium Network	\$356.87								
16322PA0040042	UPMC Advantage Gold \$800/\$20 - Premium Network	\$465.86								
16322PA0040043	UPMC Advantage Bronze \$6,950/\$35 - Premium Network									
16322PA0040044	UPMC Advantage Silver \$3,500/\$25 - Premium Network									
16322PA0040045	UPMC Advantage Silver \$2,000/\$60 - Premium Network									
16322PA0040046	UPMC Advantage Gold \$800/\$20 - Premium Network									
16322PA0050029	UPMC Advantage Silver \$0/\$50 - Select Network		\$276.11		\$276.11	\$276.11	\$276.11			
16322PA0050030	UPMC Advantage Silver \$1,750/\$50 - Select Network		\$276.27		\$276.27	\$276.27	\$276.27			
16322PA0050031	UPMC Advantage Silver \$3,500/\$25 - Select Network		\$271.73		\$271.73	\$271.73	\$271.73			
16322PA0050033	UPMC Advantage Gold \$800/\$20 - Select Network		\$292.98		\$292.98	\$292.98	\$292.98			
16322PA0050035	UPMC Advantage Platinum \$250/\$20 - Select Network		\$514.52		\$514.52	\$514.52	\$514.52			
16322PA0050100	UPMC Advantage Bronze \$6,950/\$35 - Partner Network		\$199.82							\$199.82
16322PA0050101	UPMC Advantage Bronze \$6,950/\$35 - Select Network		\$211.09		\$211.09	\$211.09	\$211.09			
16322PA0050102	UPMC Advantage Silver \$0/\$50 - Partner Network		\$261.36							\$261.36
16322PA0050103	UPMC Advantage Silver \$1,750/\$50 - Partner Network		\$261.52							\$261.52
16322PA0050104	UPMC Advantage Silver \$3,500/\$25 - Partner Network		\$257.22							\$257.22
16322PA0050105	UPMC Advantage Silver HSA \$2,700/20% - Partner Network		\$217.26							\$217.26
16322PA0050106	UPMC Advantage Gold \$800/\$20 - Partner Network		\$277.34							\$277.34
16322PA0050107	UPMC Advantage Platinum \$250/\$20 - Partner Network		\$487.04							\$487.04
16322PA0050108	UPMC Advantage Silver HSA \$2,700/20% - Select Network		\$229.52		\$229.52	\$229.52	\$229.52			
16322PA0050111	UPMC Advantage Catastrophic \$7,900/\$0 - Partner Network		\$189.53							\$189.53
16322PA0050112	UPMC Advantage Catastrophic \$7,900/\$0 - Select Network		\$200.22		\$200.22	\$200.22	\$200.22			
16322PA0050117	UPMC Advantage Silver \$3,500/\$25 - Tower Network									
16322PA0050118	UPMC Advantage Gold \$800/\$20 - Tower Network									
16322PA0050119	UPMC Advantage Bronze \$6,950/\$35 - Tower Network									
16322PA0050120	UPMC Advantage Silver \$2,000/\$60 - Select Network		\$224.72		\$224.72	\$224.72	\$224.72			
16322PA0050121	UPMC Advantage Silver \$2,000/\$60 - Partner Network		\$212.72							\$212.72
16322PA0050123	UPMC Advantage Silver \$2,000/\$60 - Tower Network									

Company Name UPMC Health Options, Inc.

Market Individual

RATES FOR AGE 21, NON-TOBACCO USER, BY RATING AREA AND COUNTY

RATING AREA 5

HIOS Plan ID	Plan Marketing Name	02-01-2018 Number of Covered Lives		RATING AREA 5					
		8,302	13,681	1,782	3,634	2,122	3,892	1,094	1,583
		Washington	Westmoreland	Bedford	Blair	Clearfield	Cambria	Huntingdon	Jefferson
16322PA0040006	UPMC Advantage Silver \$0/\$50 - Premium Network	\$346.54	\$346.54	\$346.54	\$346.54	\$346.54	\$346.54	\$346.54	\$346.54
16322PA0040007	UPMC Advantage Silver \$1,750/\$50 - Premium Network	\$336.56	\$336.56	\$336.56	\$336.56	\$336.56	\$336.56	\$336.56	\$336.56
16322PA0040008	UPMC Advantage Silver \$3,500/\$25 - Premium Network	\$343.27	\$343.27	\$343.27	\$343.27	\$343.27	\$343.27	\$343.27	\$343.27
16322PA0040010	UPMC Advantage Gold \$800/\$20 - Premium Network	\$365.07	\$365.07	\$365.07	\$365.07	\$365.07	\$365.07	\$365.07	\$365.07
16322PA0040012	UPMC Advantage Platinum \$250/\$20 - Premium Network	\$639.83	\$639.83	\$639.83	\$639.83	\$639.83	\$639.83	\$639.83	\$639.83
16322PA0040024	UPMC Advantage Bronze \$6,950/\$35 - Premium Network	\$263.66	\$263.66	\$263.66	\$263.66	\$263.66	\$263.66	\$263.66	\$263.66
16322PA0040025	UPMC Advantage Silver HSA \$2,700/20% - Premium Network	\$285.93	\$285.93	\$285.93	\$285.93	\$285.93	\$285.93	\$285.93	\$285.93
16322PA0040026	UPMC Advantage Catastrophic \$7,900/\$0 - Premium Network	\$250.27	\$250.27	\$250.27	\$250.27	\$250.27	\$250.27	\$250.27	\$250.27
16322PA0040037	UPMC Advantage Silver \$2,000/\$60 - Premium Network	\$282.81	\$282.81	\$282.81	\$282.81	\$282.81	\$282.81	\$282.81	\$282.81
16322PA0040039	UPMC Advantage Bronze \$6,950/\$35 - Premium Network								
16322PA0040040	UPMC Advantage Silver \$3,500/\$25 - Premium Network								
16322PA0040041	UPMC Advantage Silver \$2,000/\$60 - Premium Network								
16322PA0040042	UPMC Advantage Gold \$800/\$20 - Premium Network								
16322PA0040043	UPMC Advantage Bronze \$6,950/\$35 - Premium Network								
16322PA0040044	UPMC Advantage Silver \$3,500/\$25 - Premium Network								
16322PA0040045	UPMC Advantage Silver \$2,000/\$60 - Premium Network								
16322PA0040046	UPMC Advantage Gold \$800/\$20 - Premium Network								
16322PA0050029	UPMC Advantage Silver \$0/\$50 - Select Network	\$276.11	\$276.11						
16322PA0050030	UPMC Advantage Silver \$1,750/\$50 - Select Network	\$276.27	\$276.27						
16322PA0050031	UPMC Advantage Silver \$3,500/\$25 - Select Network	\$271.73	\$271.73						
16322PA0050033	UPMC Advantage Gold \$800/\$20 - Select Network	\$292.98	\$292.98						
16322PA0050035	UPMC Advantage Platinum \$250/\$20 - Select Network	\$514.52	\$514.52						
16322PA0050100	UPMC Advantage Bronze \$6,950/\$35 - Partner Network			\$199.82	\$199.82				
16322PA0050101	UPMC Advantage Bronze \$6,950/\$35 - Select Network	\$211.09	\$211.09						
16322PA0050102	UPMC Advantage Silver \$0/\$50 - Partner Network			\$261.36	\$261.36				
16322PA0050103	UPMC Advantage Silver \$1,750/\$50 - Partner Network			\$261.52	\$261.52				
16322PA0050104	UPMC Advantage Silver \$3,500/\$25 - Partner Network			\$257.22	\$257.22				
16322PA0050105	UPMC Advantage Silver HSA \$2,700/20% - Partner Network			\$217.26	\$217.26				
16322PA0050106	UPMC Advantage Gold \$800/\$20 - Partner Network			\$277.34	\$277.34				
16322PA0050107	UPMC Advantage Platinum \$250/\$20 - Partner Network			\$487.04	\$487.04				
16322PA0050108	UPMC Advantage Silver HSA \$2,700/20% - Select Network	\$229.52	\$229.52						
16322PA0050111	UPMC Advantage Catastrophic \$7,900/\$0 - Partner Network			\$189.53	\$189.53				
16322PA0050112	UPMC Advantage Catastrophic \$7,900/\$0 - Select Network	\$200.22	\$200.22						
16322PA0050117	UPMC Advantage Silver \$3,500/\$25 - Tower Network								
16322PA0050118	UPMC Advantage Gold \$800/\$20 - Tower Network								
16322PA0050119	UPMC Advantage Bronze \$6,950/\$35 - Tower Network								
16322PA0050120	UPMC Advantage Silver \$2,000/\$60 - Select Network	\$224.72	\$224.72						
16322PA0050121	UPMC Advantage Silver \$2,000/\$60 - Partner Network			\$212.72	\$212.72				
16322PA0050123	UPMC Advantage Silver \$2,000/\$60 - Tower Network								

Company Name UPMC Health Options, Inc.

Market Individual

RATES FOR AGE 21, NON-TOBACCO USER, BY RATING AREA AND COUNTY

RATING AREA 6

02-01-2018 Number of Covered Lives		2,336	3,307	0	0	0	0	0	0
HIOS Plan ID	Plan Marketing Name	Somerset	Centre	Columbia	Lehigh	Mifflin	Montour	Northampton	Northumberland
16322PA0040006	UPMC Advantage Silver \$0/\$50 - Premium Network	\$346.54	\$466.73						
16322PA0040007	UPMC Advantage Silver \$1,750/\$50 - Premium Network	\$336.56	\$453.29						
16322PA0040008	UPMC Advantage Silver \$3,500/\$25 - Premium Network	\$343.27	\$462.33						
16322PA0040010	UPMC Advantage Gold \$800/\$20 - Premium Network	\$365.07	\$491.69						
16322PA0040012	UPMC Advantage Platinum \$250/\$20 - Premium Network	\$639.83	\$861.74						
16322PA0040024	UPMC Advantage Bronze \$6,950/\$35 - Premium Network	\$263.66	\$355.10						
16322PA0040025	UPMC Advantage Silver HSA \$2,700/20% - Premium Network	\$285.93	\$385.10						
16322PA0040026	UPMC Advantage Catastrophic \$7,900/\$0 - Premium Network	\$250.27	\$337.07						
16322PA0040037	UPMC Advantage Silver \$2,000/\$60 - Premium Network	\$282.81	\$380.90						
16322PA0040039	UPMC Advantage Bronze \$6,950/\$35 - Premium Network			\$355.10					\$355.10
16322PA0040040	UPMC Advantage Silver \$3,500/\$25 - Premium Network			\$462.33					\$462.33
16322PA0040041	UPMC Advantage Silver \$2,000/\$60 - Premium Network			\$380.90					\$380.90
16322PA0040042	UPMC Advantage Gold \$800/\$20 - Premium Network			\$497.22					\$497.22
16322PA0040043	UPMC Advantage Bronze \$6,950/\$35 - Premium Network				\$355.10				
16322PA0040044	UPMC Advantage Silver \$3,500/\$25 - Premium Network				\$462.33				
16322PA0040045	UPMC Advantage Silver \$2,000/\$60 - Premium Network				\$380.90				
16322PA0040046	UPMC Advantage Gold \$800/\$20 - Premium Network				\$497.22				
16322PA0050029	UPMC Advantage Silver \$0/\$50 - Select Network								
16322PA0050030	UPMC Advantage Silver \$1,750/\$50 - Select Network								
16322PA0050031	UPMC Advantage Silver \$3,500/\$25 - Select Network								
16322PA0050033	UPMC Advantage Gold \$800/\$20 - Select Network								
16322PA0050035	UPMC Advantage Platinum \$250/\$20 - Select Network								
16322PA0050100	UPMC Advantage Bronze \$6,950/\$35 - Partner Network								
16322PA0050101	UPMC Advantage Bronze \$6,950/\$35 - Select Network								
16322PA0050102	UPMC Advantage Silver \$0/\$50 - Partner Network								
16322PA0050103	UPMC Advantage Silver \$1,750/\$50 - Partner Network								
16322PA0050104	UPMC Advantage Silver \$3,500/\$25 - Partner Network								
16322PA0050105	UPMC Advantage Silver HSA \$2,700/20% - Partner Network								
16322PA0050106	UPMC Advantage Gold \$800/\$20 - Partner Network								
16322PA0050107	UPMC Advantage Platinum \$250/\$20 - Partner Network								
16322PA0050108	UPMC Advantage Silver HSA \$2,700/20% - Select Network								
16322PA0050111	UPMC Advantage Catastrophic \$7,900/\$0 - Partner Network								
16322PA0050112	UPMC Advantage Catastrophic \$7,900/\$0 - Select Network								
16322PA0050117	UPMC Advantage Silver \$3,500/\$25 - Tower Network								
16322PA0050118	UPMC Advantage Gold \$800/\$20 - Tower Network								
16322PA0050119	UPMC Advantage Bronze \$6,950/\$35 - Tower Network								
16322PA0050120	UPMC Advantage Silver \$2,000/\$60 - Select Network								
16322PA0050121	UPMC Advantage Silver \$2,000/\$60 - Partner Network								
16322PA0050123	UPMC Advantage Silver \$2,000/\$60 - Tower Network								

Company Name UPMC Health Options, Inc.

Market Individual

RATES FOR AGE 21, NON-TOBACCO USER, BY RATING AREA AND COUNTY

		02-01-2018 Number of Covered Lives			RATING AREA 7				RATING AREA 8	
		0	0	0	0	3,668	0	0	0	0
HIOS Plan ID	Plan Marketing Name	Schuylkill	Snyder	Union	Adams	Berks	Lancaster	York	Bucks	Chester
16322PA0040006	UPMC Advantage Silver \$0/\$50 - Premium Network									
16322PA0040007	UPMC Advantage Silver \$1,750/\$50 - Premium Network									
16322PA0040008	UPMC Advantage Silver \$3,500/\$25 - Premium Network									
16322PA0040010	UPMC Advantage Gold \$800/\$20 - Premium Network									
16322PA0040012	UPMC Advantage Platinum \$250/\$20 - Premium Network									
16322PA0040024	UPMC Advantage Bronze \$6,950/\$35 - Premium Network									
16322PA0040025	UPMC Advantage Silver HSA \$2,700/20% - Premium Network									
16322PA0040026	UPMC Advantage Catastrophic \$7,900/\$0 - Premium Network									
16322PA0040037	UPMC Advantage Silver \$2,000/\$60 - Premium Network									
16322PA0040039	UPMC Advantage Bronze \$6,950/\$35 - Premium Network		\$355.10	\$355.10	\$360.12			\$360.12	\$360.12	
16322PA0040040	UPMC Advantage Silver \$3,500/\$25 - Premium Network		\$462.33	\$462.33	\$468.87			\$468.87	\$468.87	
16322PA0040041	UPMC Advantage Silver \$2,000/\$60 - Premium Network		\$380.90	\$380.90	\$386.29			\$386.29	\$386.29	
16322PA0040042	UPMC Advantage Gold \$800/\$20 - Premium Network		\$497.22	\$497.22	\$504.26			\$504.26	\$504.26	
16322PA0040043	UPMC Advantage Bronze \$6,950/\$35 - Premium Network	\$355.10				\$360.12				
16322PA0040044	UPMC Advantage Silver \$3,500/\$25 - Premium Network	\$462.33				\$468.87				
16322PA0040045	UPMC Advantage Silver \$2,000/\$60 - Premium Network	\$380.90				\$386.29				
16322PA0040046	UPMC Advantage Gold \$800/\$20 - Premium Network	\$497.22				\$504.26				
16322PA0050029	UPMC Advantage Silver \$0/\$50 - Select Network									
16322PA0050030	UPMC Advantage Silver \$1,750/\$50 - Select Network									
16322PA0050031	UPMC Advantage Silver \$3,500/\$25 - Select Network									
16322PA0050033	UPMC Advantage Gold \$800/\$20 - Select Network									
16322PA0050035	UPMC Advantage Platinum \$250/\$20 - Select Network									
16322PA0050100	UPMC Advantage Bronze \$6,950/\$35 - Partner Network									
16322PA0050101	UPMC Advantage Bronze \$6,950/\$35 - Select Network									
16322PA0050102	UPMC Advantage Silver \$0/\$50 - Partner Network									
16322PA0050103	UPMC Advantage Silver \$1,750/\$50 - Partner Network									
16322PA0050104	UPMC Advantage Silver \$3,500/\$25 - Partner Network									
16322PA0050105	UPMC Advantage Silver HSA \$2,700/20% - Partner Network									
16322PA0050106	UPMC Advantage Gold \$800/\$20 - Partner Network									
16322PA0050107	UPMC Advantage Platinum \$250/\$20 - Partner Network									
16322PA0050108	UPMC Advantage Silver HSA \$2,700/20% - Select Network									
16322PA0050111	UPMC Advantage Catastrophic \$7,900/\$0 - Partner Network									
16322PA0050112	UPMC Advantage Catastrophic \$7,900/\$0 - Select Network									
16322PA0050117	UPMC Advantage Silver \$3,500/\$25 - Tower Network					\$434.57				
16322PA0050118	UPMC Advantage Gold \$800/\$20 - Tower Network					\$468.56				
16322PA0050119	UPMC Advantage Bronze \$6,950/\$35 - Tower Network					\$337.60				
16322PA0050120	UPMC Advantage Silver \$2,000/\$60 - Select Network									
16322PA0050121	UPMC Advantage Silver \$2,000/\$60 - Partner Network									
16322PA0050123	UPMC Advantage Silver \$2,000/\$60 - Tower Network					\$359.40				

Company Name UPMC Health Options, Inc.

Market Individual

RATES FOR AGE 21, NON-TOBACCO USER, BY RATING AREA AND COUNTY

RATING AREA 9

02-01-2018 Number of Covered Lives		0	0	0	0	0	0	0	0
HIOS Plan ID	Plan Marketing Name	Delaware	Montgomery	Philadelphia	Cumberland	Dauphin	Franklin	Fulton	Juniata
16322PA0040006	UPMC Advantage Silver \$0/\$50 - Premium Network								
16322PA0040007	UPMC Advantage Silver \$1,750/\$50 - Premium Network								
16322PA0040008	UPMC Advantage Silver \$3,500/\$25 - Premium Network								
16322PA0040010	UPMC Advantage Gold \$800/\$20 - Premium Network								
16322PA0040012	UPMC Advantage Platinum \$250/\$20 - Premium Network								
16322PA0040024	UPMC Advantage Bronze \$6,950/\$35 - Premium Network								
16322PA0040025	UPMC Advantage Silver HSA \$2,700/20% - Premium Network								
16322PA0040026	UPMC Advantage Catastrophic \$7,900/\$0 - Premium Network								
16322PA0040037	UPMC Advantage Silver \$2,000/\$60 - Premium Network								
16322PA0040039	UPMC Advantage Bronze \$6,950/\$35 - Premium Network				\$315.33	\$315.33			
16322PA0040040	UPMC Advantage Silver \$3,500/\$25 - Premium Network				\$410.55	\$410.55			
16322PA0040041	UPMC Advantage Silver \$2,000/\$60 - Premium Network				\$338.24	\$338.24			
16322PA0040042	UPMC Advantage Gold \$800/\$20 - Premium Network				\$441.54	\$441.54			
16322PA0040043	UPMC Advantage Bronze \$6,950/\$35 - Premium Network								
16322PA0040044	UPMC Advantage Silver \$3,500/\$25 - Premium Network								
16322PA0040045	UPMC Advantage Silver \$2,000/\$60 - Premium Network								
16322PA0040046	UPMC Advantage Gold \$800/\$20 - Premium Network								
16322PA0050029	UPMC Advantage Silver \$0/\$50 - Select Network								
16322PA0050030	UPMC Advantage Silver \$1,750/\$50 - Select Network								
16322PA0050031	UPMC Advantage Silver \$3,500/\$25 - Select Network								
16322PA0050033	UPMC Advantage Gold \$800/\$20 - Select Network								
16322PA0050035	UPMC Advantage Platinum \$250/\$20 - Select Network								
16322PA0050100	UPMC Advantage Bronze \$6,950/\$35 - Partner Network								
16322PA0050101	UPMC Advantage Bronze \$6,950/\$35 - Select Network								
16322PA0050102	UPMC Advantage Silver \$0/\$50 - Partner Network								
16322PA0050103	UPMC Advantage Silver \$1,750/\$50 - Partner Network								
16322PA0050104	UPMC Advantage Silver \$3,500/\$25 - Partner Network								
16322PA0050105	UPMC Advantage Silver HSA \$2,700/20% - Partner Network								
16322PA0050106	UPMC Advantage Gold \$800/\$20 - Partner Network								
16322PA0050107	UPMC Advantage Platinum \$250/\$20 - Partner Network								
16322PA0050108	UPMC Advantage Silver HSA \$2,700/20% - Select Network								
16322PA0050111	UPMC Advantage Catastrophic \$7,900/\$0 - Partner Network								
16322PA0050112	UPMC Advantage Catastrophic \$7,900/\$0 - Select Network								
16322PA0050117	UPMC Advantage Silver \$3,500/\$25 - Tower Network								
16322PA0050118	UPMC Advantage Gold \$800/\$20 - Tower Network								
16322PA0050119	UPMC Advantage Bronze \$6,950/\$35 - Tower Network								
16322PA0050120	UPMC Advantage Silver \$2,000/\$60 - Select Network								
16322PA0050121	UPMC Advantage Silver \$2,000/\$60 - Partner Network								
16322PA0050123	UPMC Advantage Silver \$2,000/\$60 - Tower Network								

Company Name UPMC Health Options, Inc.

Market Individual

RATES FOR AGE 21, NON-TOBACCO USER, BY RATING AREA AND COUNTY

	02-01-2018 Number of Covered Lives	0	0
HIOS Plan ID	Plan Marketing Name	Lebanon	Perry
16322PA0040006	UPMC Advantage Silver \$0/\$50 - Premium Network		
16322PA0040007	UPMC Advantage Silver \$1,750/\$50 - Premium Network		
16322PA0040008	UPMC Advantage Silver \$3,500/\$25 - Premium Network		
16322PA0040010	UPMC Advantage Gold \$800/\$20 - Premium Network		
16322PA0040012	UPMC Advantage Platinum \$250/\$20 - Premium Network		
16322PA0040024	UPMC Advantage Bronze \$6,950/\$35 - Premium Network		
16322PA0040025	UPMC Advantage Silver HSA \$2,700/20% - Premium Network		
16322PA0040026	UPMC Advantage Catastrophic \$7,900/\$0 - Premium Network		
16322PA0040037	UPMC Advantage Silver \$2,000/\$60 - Premium Network		
16322PA0040039	UPMC Advantage Bronze \$6,950/\$35 - Premium Network	\$315.33	\$315.33
16322PA0040040	UPMC Advantage Silver \$3,500/\$25 - Premium Network	\$410.55	\$410.55
16322PA0040041	UPMC Advantage Silver \$2,000/\$60 - Premium Network	\$338.24	\$338.24
16322PA0040042	UPMC Advantage Gold \$800/\$20 - Premium Network	\$441.54	\$441.54
16322PA0040043	UPMC Advantage Bronze \$6,950/\$35 - Premium Network		
16322PA0040044	UPMC Advantage Silver \$3,500/\$25 - Premium Network		
16322PA0040045	UPMC Advantage Silver \$2,000/\$60 - Premium Network		
16322PA0040046	UPMC Advantage Gold \$800/\$20 - Premium Network		
16322PA0050029	UPMC Advantage Silver \$0/\$50 - Select Network		
16322PA0050030	UPMC Advantage Silver \$1,750/\$50 - Select Network		
16322PA0050031	UPMC Advantage Silver \$3,500/\$25 - Select Network		
16322PA0050033	UPMC Advantage Gold \$800/\$20 - Select Network		
16322PA0050035	UPMC Advantage Platinum \$250/\$20 - Select Network		
16322PA0050100	UPMC Advantage Bronze \$6,950/\$35 - Partner Network		
16322PA0050101	UPMC Advantage Bronze \$6,950/\$35 - Select Network		
16322PA0050102	UPMC Advantage Silver \$0/\$50 - Partner Network		
16322PA0050103	UPMC Advantage Silver \$1,750/\$50 - Partner Network		
16322PA0050104	UPMC Advantage Silver \$3,500/\$25 - Partner Network		
16322PA0050105	UPMC Advantage Silver HSA \$2,700/20% - Partner Network		
16322PA0050106	UPMC Advantage Gold \$800/\$20 - Partner Network		
16322PA0050107	UPMC Advantage Platinum \$250/\$20 - Partner Network		
16322PA0050108	UPMC Advantage Silver HSA \$2,700/20% - Select Network		
16322PA0050111	UPMC Advantage Catastrophic \$7,900/\$0 - Partner Network		
16322PA0050112	UPMC Advantage Catastrophic \$7,900/\$0 - Select Network		
16322PA0050117	UPMC Advantage Silver \$3,500/\$25 - Tower Network		
16322PA0050118	UPMC Advantage Gold \$800/\$20 - Tower Network		
16322PA0050119	UPMC Advantage Bronze \$6,950/\$35 - Tower Network		
16322PA0050120	UPMC Advantage Silver \$2,000/\$60 - Select Network		
16322PA0050121	UPMC Advantage Silver \$2,000/\$60 - Partner Network		
16322PA0050123	UPMC Advantage Silver \$2,000/\$60 - Tower Network		

Unified Rate Review v4.3

Company Legal Name: UPMC HEALTH OPTIONS INC. State: PA
 HIOS Issuer ID: 16322 Market: Individual
 Effective Date of Rate Change(s): 1/1/2019

Market Level Calculations (Same for all Plans)

Section I: Experience period data

Experience Period:	1/1/2017	to	12/31/2017
	Experience Period		
	Aggregate Amount	PMPM	% of Prem
Premiums (net of MLR Rebate) in Experience Period:	\$620,896,880	\$377.72	100.00%
Incurred Claims in Experience Period	\$546,197,029	332.27	87.97%
Allowed Claims:	\$707,355,183	430.31	113.92%
Index Rate of Experience Period		\$429.37	
Experience Period Member Months	1,643,818		

Section II: Allowed Claims, PMPM basis

	Experience Period				Projection Period: 1/1/2019 to 12/31/2019				Mid-point to Mid-point, Experience to Projection: 24 months											
Benefit Category	on Actual Experience Allowed				Adj't. from Experience to Projection Period				Annualized Trend Factors				Projections, before credibility Adjustment				Credibility Manual			
	Utilization Description	Utilization per 1,000	Average Cost/Service	PMPM	Pop'l risk Morbidity	Other	Cost	Util	Utilization per 1,000	Average Cost/Service	PMPM	Utilization per 1,000	Average Cost/Service	PMPM	Utilization per 1,000	Average Cost/Service	PMPM			
Inpatient Hospital	Admits	68.22	\$13,891.23	\$78.97	1.060	1.090	1.091	1.002	72.66	\$18,013.81	\$109.07	0.00	\$0.00	\$0.00						
Outpatient Hospital	Visits	3,900.76	371.52	120.77	1.060	1.090	1.028	1.006	4,182.31	427.87	149.12	0.00	0.00	0.00						
Professional	Visits	12,272.34	85.40	87.34	1.060	1.090	1.020	0.989	12,728.82	96.80	102.67	0.00	0.00	0.00						
Other Medical	Visits	372.75	1,528.57	47.48	1.060	1.090	1.093	1.081	461.36	1,989.34	76.48	0.00	0.00	0.00						
Capitation	Other	0.00	0.00	0.00	1.060	1.090	1.000	1.000	0.00	0.00	0.00	0.00	0.00	0.00						
Prescription Drug	Prescriptions	12,320.65	93.26	95.75	1.060	1.090	1.103	0.998	13,003.84	123.70	134.05	0.00	0.00	0.00						
Total				\$430.31																

Information Not Releasable to the Public Unless Authorized by Law: This information has not been publically disclosed and may be privileged and confidential. It is for internal government use only and must not be disseminated, distributed, or copied to persons not authorized to receive the information. Unauthorized disclosure may result in prosecution to the full extent of the law.

Product-Plan Data Collection

Company Legal Name:
Hios Issuer ID:
Effective Date of Rate Change(s):

UPMC HEALTH OPTIONS INC.
16322
1/1/2019

State: PA
Market: Individual

Product/Plan Level Calculations

Section I: General Product and Plan Information

Product ID:	Individual EPO 16322PA0005																							
Metal:	Silver	Silver	Silver	Silver	Silver	Gold	Platinum	Bronze	Bronze	Silver	Silver	Silver	Silver	Silver	Gold	Platinum	Silver	Catastrophic	Catastrophic	Silver	Gold	Bronze	Silver	Silver
AV Metal Value	0.718	0.718	0.717	0.719	0.719	0.818	0.917	0.613	0.613	0.717	0.719	0.718	0.713	0.713	0.818	0.917	0.712	0.605	0.605	0.718	0.818	0.613	0.719	0.719
AV Pricing Value	0.000	0.000	0.878	0.878	0.878	0.818	1.635	0.635	0.635	0.673	0.881	0.881	0.690	0.690	0.881	1.548	0.602	0.602	0.602	1.011	1.090	0.785	0.714	0.676
Plan Category	Terminated EPO	Terminated EPO	Renewing EPO	Renewing EPO	Renewing EPO	Renewing EPO	Renewing EPO	Renewing EPO	Renewing EPO	Renewing EPO	Renewing EPO	Renewing EPO	Renewing EPO	Renewing EPO	Renewing EPO	Renewing EPO	Renewing EPO	Renewing EPO	Renewing EPO	Renewing EPO	Renewing EPO	Renewing EPO	Renewing EPO	Renewing EPO
Plan Type:	Silver	Silver	UPMC Advantage Silver	UPMC Advantage Silver	UPMC Advantage Silver	UPMC Advantage Silver	UPMC Advantage Silver	UPMC Advantage Silver	UPMC Advantage Silver	UPMC Advantage Silver	UPMC Advantage Silver	UPMC Advantage Silver	UPMC Advantage Silver	UPMC Advantage Silver	UPMC Advantage Silver	UPMC Advantage Silver	UPMC Advantage Silver	UPMC Advantage Silver	UPMC Advantage Silver	UPMC Advantage Silver	UPMC Advantage Silver	UPMC Advantage Silver	UPMC Advantage Silver	UPMC Advantage Silver
Plan Name	\$3,500/\$30 - Select Network	\$3,500/\$30 - Partner Network	UPMC Advantage Silver \$0/\$50 - Select Network	UPMC Advantage Silver \$0/\$50 - Select Network	UPMC Advantage Silver \$0/\$50 - Select Network	UPMC Advantage Silver \$0/\$50 - Select Network	UPMC Advantage Silver \$0/\$50 - Select Network	UPMC Advantage Silver \$0/\$50 - Select Network	UPMC Advantage Silver \$0/\$50 - Select Network	UPMC Advantage Silver \$0/\$50 - Select Network	UPMC Advantage Silver \$0/\$50 - Select Network	UPMC Advantage Silver \$0/\$50 - Select Network	UPMC Advantage Silver \$0/\$50 - Select Network	UPMC Advantage Silver \$0/\$50 - Select Network	UPMC Advantage Silver \$0/\$50 - Select Network	UPMC Advantage Silver \$0/\$50 - Select Network	UPMC Advantage Silver \$0/\$50 - Select Network	UPMC Advantage Silver \$0/\$50 - Select Network	UPMC Advantage Silver \$0/\$50 - Select Network	UPMC Advantage Silver \$0/\$50 - Select Network	UPMC Advantage Silver \$0/\$50 - Select Network	UPMC Advantage Silver \$0/\$50 - Select Network	UPMC Advantage Silver \$0/\$50 - Select Network	UPMC Advantage Silver \$0/\$50 - Select Network
Plan ID (Standard Component ID):	16322PA00050113	16322PA00050114	16322PA00050029	16322PA00050029	16322PA00050029	16322PA00050029	16322PA00050029	16322PA00050029	16322PA00050029	16322PA00050029	16322PA00050029	16322PA00050029	16322PA00050029	16322PA00050029	16322PA00050029	16322PA00050029	16322PA00050029	16322PA00050029	16322PA00050029	16322PA00050029	16322PA00050029	16322PA00050029	16322PA00050029	16322PA00050029
Historical Rate Increase - Calendar Year - 2	No	No	Yes	Yes	Yes	Yes	Yes	Yes	Yes	Yes	Yes	Yes	Yes	Yes	Yes	Yes	Yes	Yes	Yes	Yes	Yes	Yes	Yes	Yes
Historical Rate Increase - Calendar Year - 1																								
Historical Rate Increase - Calendar Year - 0																								
Effective Date of Proposed Rates	1/1/2019	1/1/2019	1/1/2019	1/1/2019	1/1/2019	1/1/2019	1/1/2019	1/1/2019	1/1/2019	1/1/2019	1/1/2019	1/1/2019	1/1/2019	1/1/2019	1/1/2019	1/1/2019	1/1/2019	1/1/2019	1/1/2019	1/1/2019	1/1/2019	1/1/2019	1/1/2019	1/1/2019
Rate Change % (Lower prior filing)	0.00%	0.00%	-6.16%	-6.16%	-6.16%	-6.16%	-6.16%	-6.16%	-6.16%	-6.16%	-6.16%	-6.16%	-6.16%	-6.16%	-6.16%	-6.16%	-6.16%	-6.16%	-6.16%	-6.16%	-6.16%	-6.16%	-6.16%	-6.16%
Com'lve Rate Change % (Lower 12 mos prior)	0.00%	0.00%	-6.16%	-6.16%	-6.16%	-6.16%	-6.16%	-6.16%	-6.16%	-6.16%	-6.16%	-6.16%	-6.16%	-6.16%	-6.16%	-6.16%	-6.16%	-6.16%	-6.16%	-6.16%	-6.16%	-6.16%	-6.16%	-6.16%
Prior Year Rate Change % (Lower Egr. Period)	-100.00%	-100.00%	-6.16%	-6.16%	-6.16%	-6.16%	-6.16%	-6.16%	-6.16%	-6.16%	-6.66%	-6.76%	-6.86%	-6.96%	-7.06%	-7.16%	-7.26%	-7.36%	-7.46%	-7.56%	-7.66%	-7.76%	-7.86%	-7.96%
Product Rate Increase %																								

Section II: Components of Premium Increase (PMPM Dollar Amount above Current Average Rate PMPM)

Plan ID (Standard Component ID):	Total	16322PA00050113	16322PA00050114	16322PA00050029	16322PA00050029	16322PA00050029	16322PA00050029	16322PA00050029	16322PA00050029	16322PA00050029	16322PA00050029	16322PA00050029	16322PA00050029	16322PA00050029	16322PA00050029	16322PA00050029	16322PA00050029	16322PA00050029	16322PA00050029	16322PA00050029	16322PA00050029	16322PA00050029	16322PA00050029	16322PA00050029	16322PA00050029	16322PA00050029	16322PA00050029
Insurant	\$0.00	\$0.00	\$0.00	\$0.00	\$0.00	\$0.00	\$0.00	\$0.00	\$0.00	\$0.00	\$0.00	\$0.00	\$0.00	\$0.00	\$0.00	\$0.00	\$0.00	\$0.00	\$0.00	\$0.00	\$0.00	\$0.00	\$0.00	\$0.00	\$0.00	\$0.00	\$0.00
Outpatient	\$0.00	\$0.00	\$0.00	\$0.00	\$0.00	\$0.00	\$0.00	\$0.00	\$0.00	\$0.00	\$0.00	\$0.00	\$0.00	\$0.00	\$0.00	\$0.00	\$0.00	\$0.00	\$0.00	\$0.00	\$0.00	\$0.00	\$0.00	\$0.00	\$0.00	\$0.00	\$0.00
Professional	\$0.00	\$0.00	\$0.00	\$0.00	\$0.00	\$0.00	\$0.00	\$0.00	\$0.00	\$0.00	\$0.00	\$0.00	\$0.00	\$0.00	\$0.00	\$0.00	\$0.00	\$0.00	\$0.00	\$0.00	\$0.00	\$0.00	\$0.00	\$0.00	\$0.00	\$0.00	\$0.00
Prescription Drug	\$0.00	\$0.00	\$0.00	\$0.00	\$0.00	\$0.00	\$0.00	\$0.00	\$0.00	\$0.00	\$0.00	\$0.00	\$0.00	\$0.00	\$0.00	\$0.00	\$0.00	\$0.00	\$0.00	\$0.00	\$0.00	\$0.00	\$0.00	\$0.00	\$0.00	\$0.00	\$0.00
Other	\$0.00	\$0.00	\$0.00	\$0.00	\$0.00	\$0.00	\$0.00	\$0.00	\$0.00	\$0.00	\$0.00	\$0.00	\$0.00	\$0.00	\$0.00	\$0.00	\$0.00	\$0.00	\$0.00	\$0.00	\$0.00	\$0.00	\$0.00	\$0.00	\$0.00	\$0.00	\$0.00
Capitation	\$0.00	\$0.00	\$0.00	\$0.00	\$0.00	\$0.00	\$0.00	\$0.00	\$0.00	\$0.00	\$0.00	\$0.00	\$0.00	\$0.00	\$0.00	\$0.00	\$0.00	\$0.00	\$0.00	\$0.00	\$0.00	\$0.00	\$0.00	\$0.00	\$0.00	\$0.00	\$0.00
Administration	\$0.00	\$0.00	\$0.00	\$0.00	\$0.00	\$0.00	\$0.00	\$0.00	\$0.00	\$0.00	\$0.00	\$0.00	\$0.00	\$0.00	\$0.00	\$0.00	\$0.00	\$0.00	\$0.00	\$0.00	\$0.00	\$0.00	\$0.00	\$0.00	\$0.00	\$0.00	\$0.00
Taxes & Fee	\$0.00	\$0.00	\$0.00	\$0.00	\$0.00	\$0.00	\$0.00	\$0.00	\$0.00	\$0.00	\$0.00	\$0.00	\$0.00	\$0.00	\$0.00	\$0.00	\$0.00	\$0.00	\$0.00	\$0.00	\$0.00	\$0.00	\$0.00	\$0.00	\$0.00	\$0.00	\$0.00
Risk & Profit Charge	\$0.00	\$0.00	\$0.00	\$0.00	\$0.00	\$0.00	\$0.00	\$0.00	\$0.00	\$0.00	\$0.00	\$0.00	\$0.00	\$0.00	\$0.00	\$0.00	\$0.00	\$0.00	\$0.00	\$0.00	\$0.00	\$0.00	\$0.00	\$0.00	\$0.00	\$0.00	\$0.00
Total Rate Increase	\$0.00	\$0.00	\$0.00	\$0.00	\$0.00	\$0.00	\$0.00	\$0.00	\$0.00	\$0.00	\$0.00	\$0.00	\$0.00	\$0.00	\$0.00	\$0.00	\$0.00	\$0.00	\$0.00	\$0.00	\$0.00	\$0.00	\$0.00	\$0.00	\$0.00	\$0.00	\$0.00
Member Cost Share Increase	\$0.00	\$0.00	\$0.00	\$0.00	\$0.00	\$0.00	\$0.00	\$0.00	\$0.00	\$0.00	\$0.00	\$0.00	\$0.00	\$0.00	\$0.00	\$0.00	\$0.00	\$0.00	\$0.00	\$0.00	\$0.00	\$0.00	\$0.00	\$0.00	\$0.00	\$0.00	\$0.00

Average Current Rate PMPM	\$446.76	\$0.00	\$0.00	\$551.21	\$591.79	\$559.56	\$510.74	\$768.71	\$125.69	\$150.74	\$517.80	\$558.86	\$527.92	\$565.99	\$485.84	\$705.71	\$560.96	\$171.20	\$178.63	\$841.89	\$860.66	\$552.44	\$186.39	\$358.18
Projected Member Months	2,025,614	0	0	77,601	18,859	79,181	155,052	1,768	95,844	56,608	43,691	30,121	135,848	4,079	303,292	1,800	2,910	5,892	2,796	18,342	40,374	13,015	108,425	113,324

ction III: Experience Period Information

Plan ID (Standard Component ID):	Total	16322PA00050113	16322PA00050114	16322PA00050029	16322PA00050029	16322PA00050029	16322PA00050029	16322PA00050029	16322PA00050029	16322PA00050029	16322PA00050029	16322PA00050029	16322PA00050029	16322PA00050029	16322PA00050029	16322PA00050029	16322PA00050029	16322PA00050029	16322PA00050029	16322PA00050029	16322PA00050029	16322PA00050029	16322PA00050029	16322PA00050029	16322PA00050029	16322PA00050029	16322PA00050029
Plan Adjusted Index Rate	\$357.51	\$314.75	\$314.75	\$314.75	\$314.75	\$314.75	\$314.75	\$314.75	\$314.75	\$314.75	\$314.75	\$314.75	\$314.75	\$314.75	\$314.75	\$314.75	\$314.75	\$314.75	\$314.75	\$314.75	\$314.75	\$314.75	\$314.75	\$314.75	\$314.75	\$314.75	\$314.75
Member Months	1,643,818	42,652	14,108	40,905	80,425	123,355	75,348	1,843	51,359	27,721	62,362	105,962	205,344	21,792	87,905	1,864	18,680	4,366	2,226	0	0	0	0	0	0	0	0
Total Premium (TP)	\$620,896,880	\$14,485,230	\$4,601,545	\$13,785,478	\$27,726,962	\$28,713,385	\$1,092,915	\$14,621,642	\$8,389,020	\$19,798,713	\$34,485,329	\$65,921,936	\$6,864,869	\$31,790,368	\$1,026,666	\$6,061,474	\$635,430	\$337,632	\$0	\$0	\$0	\$0	\$0	\$0	\$0	\$0	\$0
EBH Percent of TP, [see instructions]	99.79%	99.79%	99.79%	99.79%	99.79%	99.79%	99.79%	99.79%	99.79%	99.79%	99.79%	99.79%	99.79%	99.79%	99.79%	99.79%	99.79%	99.79%	99.79%	99.79%	99.79%	99.79%	99.79%	99.79%	99.79%	99.79%	99.79%
state mandated benefits portion of TP that are other than EBH	0.00%	0.00%	0.00%	0.00%	0.00%	0.00%	0.00%	0.00%	0.00%	0.00%	0.00%	0.00%	0.00%	0.00%	0.00%	0.00%	0.00%	0.00%	0.00%	0.00%	0.00%	0.00%	0.00%	0.00%	0.00%	0.00%	0.00%
Other benefits portion of TP	0.21%	0.21%	0.21%	0.21%	0.21%	0.21%	0.21%	0.21%	0.21%	0.21%	0.21%	0.21%	0.21%	0.21%	0.21%	0.21%	0.21%	0.21%	0.21%	0.21%	0.21%	0.21%	0.21%	0.21%	0.21%	0.21%	0.21%
Total Allowed Claims (TAC)	\$707,353,183	\$14,408,234	\$4,301,115	\$12,874,581	\$23,194,929	\$40,172,671	\$37,189,449	\$1,957,412	\$21,827,813	\$5,765,490	\$19,730,875	\$30,827,679	\$65,398,953	\$6,097,752	\$43,516,719	\$4,077,825	\$4,840,100	\$221,585	\$110,814	\$0	\$0	\$0	\$0	\$0	\$0	\$0	\$0
EBH Percent of TAC, [see instructions]	99.79%	99.79%	99.79%	99.79%	99.79%	99.79%	99.79%	99.79%	99.79%	99.79%	99.79%	99.79%	99.79%	99.79%	99.79%	99.79%	99.79%	99.79%	99.79%	99.79%	99.79%	99.79%	99.79%	99.79%	99.79%	99.79%	99.79%
state mandated benefits portion of TAC that are other than EBH	0.00%	0.00%	0.00%	0.00%	0.00%	0.00%	0.00%	0.00%	0.00%	0.00%	0.00%	0.00%	0.00%	0.00%	0.00%	0.00%	0.00%	0.00%	0.00%	0.00%	0.00%	0.00%	0.00%	0.00%	0.00%	0.00%	0.00%
Other benefits portion of TAC	0.21%	0.21%	0.21%	0.21%	0.21%	0.21%	0.21%	0.21%	0.21%	0.21%	0.21%	0.21%	0.21%	0.21%	0.21%	0.21%	0.21%	0.21%	0.21%	0.21%	0.21%	0.21%	0.21%	0.21%	0.21%	0.21%	0.21%
Allowed Claims which are not the issuer's obligation	\$120,862,388	\$3,557,055	\$1,077,479	\$2,487,090	\$5,121,978	\$7,734,499	\$3,940,794	\$76,608	\$2,142,217	\$1,460,363	\$3,540,175	\$6,596,328	\$12,656,006	\$1,220,038	\$4,759,303	\$116,189	\$1,053,898	\$63,660	\$27,443	\$0	\$0	\$0	\$0	\$0	\$0	\$0	\$0
Portion of above payable by HHS's funds on behalf of insured person, in dollars	\$0	\$0	\$0	\$0	\$0	\$0	\$0	\$0	\$0	\$0	\$0	\$0	\$0	\$0	\$0	\$0	\$0	\$0	\$0	\$0	\$0	\$0	\$0	\$0	\$0	\$0	\$0
Portion of above payable by HHS on behalf of insured person, as dollars	\$0	\$0	\$0	\$0	\$0	\$0	\$0	\$0	\$0	\$0	\$0	\$0	\$0	\$0	\$0	\$0	\$0	\$0	\$0	\$0	\$0	\$0	\$0	\$0	\$0	\$0	\$0
Total Insured Claims, payable with co-insurance	\$586,492,795	\$10,851,176	\$3,233,637	\$10,387,490	\$18,072,950	\$32,463,172	\$33,245,855	\$1,860,804	\$5,070,666	\$4,305,037	\$16,190,199	\$24,213,351	\$52,742,947	\$4,977,754	\$38,721,855	\$3,962,636	\$3,798,202	\$157,925	\$81,932	\$0	\$0	\$0	\$0	\$0	\$0	\$0	\$0
Net Amt of Res	\$0	\$0	\$0	\$0	\$0	\$0	\$0	\$0	\$0	\$0	\$0	\$0	\$0	\$0	\$0	\$0	\$0	\$0	\$0	\$0	\$0	\$0	\$0	\$0	\$0	\$0	\$0
Cost Adjustment Transfer Amount	\$40,500,462.34	\$1,056,065.43	\$347,670.79	\$1,008,048.20	\$1,983,955.10	\$3,125,579.53	\$1,856,839.87	\$45,438.01	\$1,260,666.56	\$670,812.27	\$1,336,819.22	\$2,611,276.70	\$5,060,399.94	\$537,631.60	\$2,366,268.66	\$45,935.48	\$460,340.96	\$107,093.61	\$54,836.48	\$0	\$0	\$0	\$0	\$0	\$0	\$0	\$0
Incurred Claims PMPM	\$356.79	\$224.43	\$228.50	\$253.94	\$224.72	\$264.83	\$441.18	\$1,020.51	\$98.73	\$158.15	\$259.62	\$228.68	\$256.85	\$222.83	\$440.52	\$212.55	\$202.69	\$36.17	\$37.46	\$0	\$0	\$0	\$0	\$0	\$0	\$0	\$0
Allowed Claims PMPM	\$430.21	\$317.81	\$318.04	\$318.04	\$318.04	\$318.04	\$318.04	\$318.04	\$318.04	\$318.04	\$318.04	\$318.04	\$318.04	\$318.04	\$318.04	\$318.04	\$318.04	\$318.04	\$318.04	\$318.04	\$318.04	\$318.04	\$318.04	\$318.04	\$318.04	\$318.04	\$318.04
EBH Portion of Allowed Claims, PMPM	\$357.10	\$318.04	\$318.04	\$318.04	\$318.04	\$318.04	\$318.04	\$318.04	\$318.04	\$318.04	\$318.04	\$318.04	\$318.04	\$318.04	\$318.04	\$318.04	\$318.04	\$318.04	\$318.04	\$318.04	\$318.04	\$318.04	\$318.04	\$318.04	\$318.04	\$318.04	\$318.04

Product-Plan Data Collection

Company Legal Name:
 HIOS Issuer ID:
 Effective Date of Rate Change(s):

Product/Plan Level Calculations

Section I: General Product and Plan Information		Individual PPO 16322PA004																			
Product ID:																					
Metal:																					
AV Metal Value	0.719	Silver	0.718	Silver	0.717	Silver	0.719	Silver	0.718	Silver	0.718	Gold	0.818	Platinum	0.817	0.818	0.818	0.818	0.818	0.818	0.818
AV Pricing Value	0.836	New	0.836	Terminated	0.836	Renewing	0.836	Renewing	0.836	Renewing	0.836	Renewing	0.836	Renewing	0.836	Renewing	0.836	Renewing	0.836	Renewing	0.836
Plan Category		EPO	PPO	PPO	PPO	PPO	PPO	PPO	PPO	PPO	PPO	PPO	PPO	PPO	PPO	PPO	PPO	PPO	PPO	PPO	PPO
Plan Name	UPMC Advantage Silver \$2,000/\$60 - Premium	UPMC Advantage Silver \$3,500/\$30 - Premium	UPMC Advantage Silver \$5,500/\$50 - Premium	UPMC Advantage Silver \$1,750/\$50 - Premium	UPMC Advantage Silver \$3,500/\$50 - Premium	UPMC Advantage Silver \$5,500/\$50 - Premium	UPMC Advantage Silver \$1,750/\$50 - Premium	UPMC Advantage Silver \$3,500/\$50 - Premium	UPMC Advantage Silver \$5,500/\$50 - Premium	UPMC Advantage Silver \$1,750/\$50 - Premium	UPMC Advantage Silver \$3,500/\$50 - Premium	UPMC Advantage Silver \$5,500/\$50 - Premium	UPMC Advantage Silver \$1,750/\$50 - Premium	UPMC Advantage Silver \$3,500/\$50 - Premium	UPMC Advantage Silver \$5,500/\$50 - Premium	UPMC Advantage Silver \$1,750/\$50 - Premium	UPMC Advantage Silver \$3,500/\$50 - Premium	UPMC Advantage Silver \$5,500/\$50 - Premium	UPMC Advantage Silver \$1,750/\$50 - Premium	UPMC Advantage Silver \$3,500/\$50 - Premium	UPMC Advantage Silver \$5,500/\$50 - Premium
Plan ID (Standard Component ID):	16322PA0050123	16322PA0040007	16322PA0040006	16322PA0040000	16322PA0040000	16322PA0040000	16322PA0040000	16322PA0040000	16322PA0040000	16322PA0040000	16322PA0040000	16322PA0040000	16322PA0040000	16322PA0040000	16322PA0040000	16322PA0040000	16322PA0040000	16322PA0040000	16322PA0040000	16322PA0040000	16322PA0040000
Exchange Plan?	No	No	No	Yes	Yes	Yes	Yes	Yes	Yes	Yes	Yes	Yes	Yes	Yes	Yes	Yes	Yes	Yes	Yes	Yes	Yes
Historical Rate Increase - Calendar Year - 2																					
Historical Rate Increase - Calendar Year - 1																					
Historical Rate Increase - Calendar Year 0																					
Effective Date of Proposed Rates	1/1/2019	1/1/2019	1/1/2019	1/1/2019	1/1/2019	1/1/2019	1/1/2019	1/1/2019	1/1/2019	1/1/2019	1/1/2019	1/1/2019	1/1/2019	1/1/2019	1/1/2019	1/1/2019	1/1/2019	1/1/2019	1/1/2019	1/1/2019	1/1/2019
Rate Change % (over prior filing)	0.00%	0.00%	2.00%	0.00%	-3.17%	1.71%	11.79%	10.42%	13.20%	-18.06%	30.26%	8.98%	0.00%	0.00%	0.00%	0.00%	0.00%	0.00%	0.00%	0.00%	0.00%
Com'lve Rate Change % (over 12 mos prior)	0.00%	0.00%	2.00%	0.00%	-3.17%	1.71%	11.79%	10.42%	13.20%	-18.06%	30.26%	8.98%	0.00%	0.00%	0.00%	0.00%	0.00%	0.00%	0.00%	0.00%	0.00%
Prior Year Rate Change % (over Exgr. Period)	#DIV/0!	-100.00%	75.01%	75.01%	75.01%	75.01%	49.05%	53.92%	51.52%	44.67%	66.41%	#DIV/0!	#DIV/0!	#DIV/0!	#DIV/0!	#DIV/0!	#DIV/0!	#DIV/0!	#DIV/0!	#DIV/0!	#DIV/0!
Product Rate Increase %																					

Section II: Components of Premium Increase (PMPM)

Plan ID (Standard Component ID):	16322PA0050123	16322PA0040007	16322PA0040006	16322PA0040000	16322PA0040000	16322PA0040000	16322PA0040000	16322PA0040000	16322PA0040000	16322PA0040000	16322PA0040000	16322PA0040000	16322PA0040000	16322PA0040000	16322PA0040000	16322PA0040000	16322PA0040000	16322PA0040000	16322PA0040000	16322PA0040000	16322PA0040000
Insurant	\$0.00	\$0.00	\$0.00	\$0.00	\$0.00	\$0.00	\$0.00	\$0.00	\$0.00	\$0.00	\$0.00	\$0.00	\$0.00	\$0.00	\$0.00	\$0.00	\$0.00	\$0.00	\$0.00	\$0.00	\$0.00
Outpatient	\$0.00	\$0.00	\$0.00	\$0.00	\$0.00	\$0.00	\$0.00	\$0.00	\$0.00	\$0.00	\$0.00	\$0.00	\$0.00	\$0.00	\$0.00	\$0.00	\$0.00	\$0.00	\$0.00	\$0.00	\$0.00
Professional	\$0.00	\$0.00	\$0.00	\$0.00	\$0.00	\$0.00	\$0.00	\$0.00	\$0.00	\$0.00	\$0.00	\$0.00	\$0.00	\$0.00	\$0.00	\$0.00	\$0.00	\$0.00	\$0.00	\$0.00	\$0.00
Prescription Drug	\$0.00	\$0.00	\$0.00	\$0.00	\$0.00	\$0.00	\$0.00	\$0.00	\$0.00	\$0.00	\$0.00	\$0.00	\$0.00	\$0.00	\$0.00	\$0.00	\$0.00	\$0.00	\$0.00	\$0.00	\$0.00
Other	\$0.00	\$0.00	\$0.00	\$0.00	\$0.00	\$0.00	\$0.00	\$0.00	\$0.00	\$0.00	\$0.00	\$0.00	\$0.00	\$0.00	\$0.00	\$0.00	\$0.00	\$0.00	\$0.00	\$0.00	\$0.00
Capitation	\$0.00	\$0.00	\$0.00	\$0.00	\$0.00	\$0.00	\$0.00	\$0.00	\$0.00	\$0.00	\$0.00	\$0.00	\$0.00	\$0.00	\$0.00	\$0.00	\$0.00	\$0.00	\$0.00	\$0.00	\$0.00
Administration	\$0.00	\$0.00	\$0.00	\$0.00	\$0.00	\$0.00	\$0.00	\$0.00	\$0.00	\$0.00	\$0.00	\$0.00	\$0.00	\$0.00	\$0.00	\$0.00	\$0.00	\$0.00	\$0.00	\$0.00	\$0.00
Taxes & Fees	\$0.00	\$0.00	\$0.00	\$0.00	\$0.00	\$0.00	\$0.00	\$0.00	\$0.00	\$0.00	\$0.00	\$0.00	\$0.00	\$0.00	\$0.00	\$0.00	\$0.00	\$0.00	\$0.00	\$0.00	\$0.00
Risk & Profit Charge	\$0.00	\$0.00	\$0.00	\$0.00	\$0.00	\$0.00	\$0.00	\$0.00	\$0.00	\$0.00	\$0.00	\$0.00	\$0.00	\$0.00	\$0.00	\$0.00	\$0.00	\$0.00	\$0.00	\$0.00	\$0.00
Total Rate Increase	\$0.00	\$0.00	\$0.00	\$0.00	\$0.00	\$0.00	\$0.00	\$0.00	\$0.00	\$0.00	\$0.00	\$0.00	\$0.00	\$0.00	\$0.00	\$0.00	\$0.00	\$0.00	\$0.00	\$0.00	\$0.00
Member Cost Share Increase	\$0.00	\$0.00	\$0.00	\$0.00	\$0.00	\$0.00	\$0.00	\$0.00	\$0.00	\$0.00	\$0.00	\$0.00	\$0.00	\$0.00	\$0.00	\$0.00	\$0.00	\$0.00	\$0.00	\$0.00	\$0.00
Average Current Rate PMPM	\$0.00	\$0.00	\$678.92	\$723.57	\$692.01	\$625.81	\$922.94	\$440.22	\$743.92	\$212.05	\$481.83	\$0.00	\$0.00	\$0.00	\$0.00	\$0.00	\$0.00	\$0.00	\$0.00	\$0.00	\$0.00
Projected Member Months	18,342	0	30,397	24,422	105,964	225,864	4,740	68,124	4,237	2,196	118,804	18,598	33,436	33,436	47,471	18,598	33,436	33,436	47,471	18,598	33,436

ction III: Experience Period Information

Plan ID (Standard Component ID):	16322PA0050123	16322PA0040007	16322PA0040006	16322PA0040000	16322PA0040000	16322PA0040000	16322PA0040000	16322PA0040000	16322PA0040000	16322PA0040000	16322PA0040000	16322PA0040000	16322PA0040000	16322PA0040000	16322PA0040000	16322PA0040000	16322PA0040000	16322PA0040000	16322PA0040000	16322PA0040000	16322PA0040000
Plan Adjusted Index Rate	\$377.65	\$377.65	\$380.15	\$388.74	\$382.46	\$482.62	\$810.25	\$300.45	\$380.45	\$296.32	\$0.00	\$0.00	\$0.00	\$0.00	\$0.00	\$0.00	\$0.00	\$0.00	\$0.00	\$0.00	\$0.00
Member Months	0	68,867	55,588	122,916	204,789	144,507	5,312	39,783	33,383	2,676	0	0	0	0	0	0	0	0	0	0	0
Total Premium (TP)	\$0	\$29,353,097	\$23,782,110	\$53,544,872	\$90,271,534	\$67,645,125	\$3,729,805	\$15,329,027	\$13,737,265	\$379,312	\$0	\$0	\$0	\$0	\$0	\$0	\$0	\$0	\$0	\$0	\$0
EBH Percent of TP, [see instructions]	0.00%	99.79%	99.79%	99.79%	99.79%	99.79%	99.79%	99.79%	99.79%	99.79%	0.00%	0.00%	0.00%	0.00%	0.00%	0.00%	0.00%	0.00%	0.00%	0.00%	0.00%
state mandated benefits portion of TP that are other than EBH	0.00%	0.00%	0.00%	0.00%	0.00%	0.00%	0.00%	0.00%	0.00%	0.00%	0.00%	0.00%	0.00%	0.00%	0.00%	0.00%	0.00%	0.00%	0.00%	0.00%	0.00%
Other benefits portion of TP	100.00%	0.21%	0.21%	0.21%	0.21%	0.21%	0.21%	0.21%	0.21%	0.21%	100.00%	100.00%	100.00%	100.00%	100.00%	100.00%	100.00%	100.00%	100.00%	100.00%	100.00%
Total Allowed Claims (TAC)	\$0	\$37,428,116	\$31,542,703	\$59,134,508	\$108,414,987	\$109,601,296	\$7,185,436	\$10,683,994	\$21,375,818	\$231,321	\$0	\$0	\$0	\$0	\$0	\$0	\$0	\$0	\$0	\$0	\$0
EBH Percent of TAC, [see instructions]	0.00%	99.79%	99.79%	99.79%	99.79%	99.79%	99.79%	99.79%	99.79%	99.79%	0.00%	0.00%	0.00%	0.00%	0.00%	0.00%	0.00%	0.00%	0.00%	0.00%	0.00%
state mandated benefits portion of TAC that are other than EBH	0.00%	0.00%	0.00%	0.00%	0.00%	0.00%	0.00%	0.00%	0.00%	0.00%	0.00%	0.00%	0.00%	0.00%	0.00%	0.00%	0.00%	0.00%	0.00%	0.00%	0.00%
Other benefits portion of TAC	100.00%	0.21%	0.21%	0.21%	0.21%	0.21%	0.21%	0.21%	0.21%	0.21%	100.00%	100.00%	100.00%	100.00%	100.00%	100.00%	100.00%	100.00%	100.00%	100.00%	100.00%
Allowed Claims which are not the issuer's obligation:	\$0	\$8,275,646	\$5,082,893	\$12,874,228	\$19,623,671	\$11,100,798	\$443,431	\$2,934,128	\$3,312,017	\$51,351	\$0	\$0	\$0	\$0	\$0	\$0	\$0	\$0	\$0	\$0	\$0
Portion of above payable by HHS's funds on behalf of insured person, in dollars	\$0	\$0	\$0	\$0	\$0	\$0	\$0	\$0	\$0	\$0	\$0	\$0	\$0	\$0	\$0	\$0	\$0	\$0	\$0	\$0	\$0
Portion of above payable by HHS on behalf of insured person, as %	#DIV/0!	0.00%	0.00%	0.00%	0.00%	0.00%	0.00%	0.00%	0.00%	0.00%	#DIV/0!	#DIV/0!	#DIV/0!	#DIV/0!	#DIV/0!	#DIV/0!	#DIV/0!	#DIV/0!	#DIV/0!	#DIV/0!	#DIV/0!
Total incurred claims, payable with issuer funds	\$0	\$29,152,470	\$26,460,311	\$46,760,280	\$88,791,316	\$98,400,498	\$6,742,004	\$7,749,866	\$18,063,841	\$180,230	\$0	\$0	\$0	\$0	\$0	\$0	\$0	\$0	\$0	\$0	\$0
Net Amt of Retn	\$0.00	\$0.00	\$0.00	\$0.00	\$0.00	\$0.00	\$0.00	\$0.00	\$0.00	\$0.00	\$0.00	\$0.00	\$0.00	\$0.00	\$0.00	\$0.00	\$0.00	\$0.00	\$0.00	\$0.00	\$0.00
Risk Adjustment Transfer Amount	\$0	\$1,697,125.32	\$1,369,884.01	\$3,029,082.95	\$5,046,229.02	\$3,561,161.20	\$130,906.38	\$980,393.17	\$820,210.29	\$51,159.95	\$0.00	\$0.00	\$0.00	\$0.00	\$0.00	\$0.00	\$0.00	\$0.00	\$0.00	\$0.00	\$0.00
Incurred Claims PMPM	#DIV/0!	\$423.32	\$476.01	\$380.42	\$433.62	\$680.94	\$1,269.20	\$194.80	\$542.73	\$86.81	#DIV/0!	#DIV/0!	#DIV/0!	#DIV/0!	#DIV/0!	#DIV/0!	#DIV/0!	#DIV/0!	#DIV/0!	#DIV/0!	#DIV/0!
Allowed Claims PMPM	#DIV/0!	\$543.48	\$567.44	\$481.80	\$529.45	\$757.76	\$1,352.68	\$268.56	\$642.25	\$111.55	#DIV/0!	#DIV/0!	#DIV/0!	#DIV/0!	#DIV/0!	#DIV/0!	#DIV/0!	#DIV/0!	#DIV/0!	#DIV/0!	#DIV/0!
EBH portion of Allowed Claims, PMPM	#DIV/0!	\$542.34	\$566.24	\$480.08	\$528.34	\$756.16	\$1,349.83	\$267.99	\$640.89	\$111.31	#DIV/0!	#DIV/0!	#DIV/0!	#DIV/0!	#DIV/0!	#DIV/0!	#DIV/0!	#DIV/0!	#DIV/0!	#DIV/0!	#DIV/0!

ction IV: Projected 12 months following effective date

Plan ID (Standard Component ID):	16322PA0050123	16322PA0040007	16322PA0040006	16322PA0040000	16322PA0040000	16322PA0040000	16322PA0040000	16322PA0040000	16322PA0040000	16322PA0040000	16322PA0040000	16322PA0040000	16322PA0040000	16322PA0040000	16322PA0040000	16322PA0040000	16322PA0040000	16322PA0040000	16322PA0040000	16322PA0040000	16322PA0040000
Plan Adjusted Index Rate	\$518.46	\$0.00	\$682.81	\$663.14	\$676.37	\$719.33	\$1,260.70	\$519.50	\$563.40	\$493.12	\$552.24	\$519.50	\$676.37	\$557.24	\$727.42	\$519.50	\$676.37	\$557.24	\$727.42	\$519.50	\$676.37
Member Months	18,392	0	30,397	24,422	105,964	225,864	4,740	68,124	4,237	2,196	118,804	18,598	33,436	33,436	47,471	18,598	33,436	33,436	47,471	18,598	33,436
Total Premium (TP)	\$9,509,546	\$0	\$20,755,298	\$16,195,256	\$71,671,680	\$162,473,993	\$5,975,709	\$35,390,665	\$2,387,100	\$1,082,891	\$66,202,880	\$9,661,729	\$27,601,646	\$18,620,884	\$34,531,576	\$9,661,729	\$27,601,646	\$18,620,884	\$34,531,576	\$9,661,729	\$27,601,646
EHM (Percent of TP, Use Instructions)	99.79%	0.00%	99.79%	99.79%	99.79%	99.79%	99.79%	99.79%	99.79%	99.79%	99.79%	99.79%	99.79%	99.79%	99.79%	99.79%	99.79%	99.79%	99.79%	99.79%	99.79%
state mandated benefits portion of TP that are other than EHM	0.00%	0.00%	0.00%	0.00%	0.00%	0.00%	0.00%	0.00%	0.00%	0.00%	0.00%	0.00%	0.00%	0.00%	0.00%	0.00%	0.00%	0.00%	0.00%	0.00%	0.00%
Other benefits portion of TP	0.00%	0.00%	0.00%	0.00%	0.00%	0.00%	0.00%	0.00%	0.00%	0.00%	0.00%	0.00%	0.00%	0.00%	0.00%	0.00%	0.00%	0.00%	0.00%	0.00%	0.00%
Total Allowed Claims (TAC)	\$10,800,022	\$0	\$18,566,666	\$14,917,101	\$64,723,433	\$153,460,074	\$5,117,359	\$43,948,210	\$2,587,984	\$1,416,685	\$72,566,180	\$11,997,957	\$20,410,689	\$20,410,689	\$32,253,484	\$11,997,957	\$20,410,689	\$20,410,689	\$32,253,484	\$11,997,957	\$20,410,689
EHM (Percent of TAC, Use Instructions)	99.79%	0.00%	99.79%	99.79%	99.79%	99.79%	99.79%	99.79%	99.79%	99.79%	99.79%	99.79%	99.79%	99.79%	99.79%	99.79%	99.79%	99.79%	99.79%	99.79%	99.79%
state mandated benefits portion of TAC that are other than EHM	0.00%	0.00%	0.00%	0.00%	0.00%	0.00%	0.00%	0.00%	0.00%	0.00%	0.00%	0.00%	0.00%	0.00%	0.00%	0.00%	0.00%	0.00%	0.00%	0.00%	0.00%
Other benefits portion of TAC	0.21%	0.00%	0.21%	0.21%	0.21%	0.21%	0.21%	0.21%	0.21%	0.21%	0.21%	0.21%	0.21%	0.21%	0.21%	0.21%	0.21%	0.21%	0.21%	0.21%	0.21%
Allowed Claims which are not the issuer's obligation	\$2,910,904	\$0	\$4,110,517	\$3,775,845	\$15,470,340	\$21,007,260	\$3,888,192	\$13,612,428	\$619,405	\$316,941	\$17,938,766	\$3,994,685	\$4,878,609	\$5,045,636	\$4,115,135	\$3,994,685	\$4,878,609	\$5,045,636	\$4,115,135	\$3,994,685	\$4,878,609
Portion of above payable by HHS if funds on behalf of insured person, in dollars	\$0	\$0	\$0	\$0	\$0	\$0	\$0	\$0	\$0	\$0	\$0	\$0	\$0	\$0	\$0	\$0	\$0	\$0	\$0	\$0	\$0
Portion of above payable by HHS on behalf of insured person, as a %	0.00%	0.00%	0.00%	0.00%	0.00%	0.00%	0.00%	0.00%	0.00%	0.00%	0.00%	0.00%	0.00%	0.00%	0.00%	0.00%	0.00%	0.00%	0.00%	0.00%	0.00%
Total Incurred Claims, payable with issuer funds	\$7,878,118	\$0	\$14,216,149	\$11,141,256	\$49,243,093	\$123,432,844	\$4,784,167	\$29,315,782	\$1,968,580	\$899,744	\$54,627,411	\$8,003,272	\$15,132,080	\$15,365,052	\$28,338,359	\$8,003,272	\$15,132,080	\$15,365,052	\$28,338,359	\$8,003,272	\$15,132,080
Net Amt of Reim	\$0	\$0	\$0	\$0	\$0	\$0	\$0	\$0	\$0	\$0	\$0	\$0	\$0	\$0	\$0	\$0	\$0	\$0	\$0	\$0	\$0
Cost Adjustment Transfer Amount	\$452,834	\$0	\$749,789	\$602,646	\$2,613,766	\$5,521,283	\$116,619	\$1,680,364	\$104,153	\$54,168	\$2,930,481	\$458,748	\$824,257	\$824,257	\$1,170,946	\$458,748	\$824,257	\$824,257	\$1,170,946	\$458,748	\$824,257
Unsettled Claims in PMPM	\$429.51	\$0V/DU	\$669.02	\$456.20	\$658.43	\$678.43	\$1,209.32	\$430.13	\$444.62	\$409.72	\$450.93	\$440.38	\$444.81	\$459.81	\$529.70	\$444.81	\$459.81	\$444.81	\$529.70	\$444.81	\$459.81
Allowed Claims in PMPM	\$589.30	\$0V/DU	\$609.62	\$610.42	\$610.42	\$610.42	\$610.42	\$610.42	\$610.42	\$610.42	\$610.42	\$610.42	\$610.42	\$610.42	\$610.42	\$610.42	\$610.42	\$610.42	\$610.42	\$610.42	\$610.42
EHM portion of Allowed Claims, PMPM	\$589.30	\$0V/DU	\$609.62	\$610.42	\$610.42	\$610.42	\$610.42	\$610.42	\$610.42	\$610.42	\$610.42	\$610.42	\$610.42	\$610.42	\$610.42	\$610.42	\$610.42	\$610.42	\$610.42	\$610.42	\$610.42

RFJ Part II – Consumer Friendly Justification

Individual Exchange EPO/PPO Rate Filing

The rate change for UPMC Health Options Individual plans is 2.26% for 2019. Additional premium is needed to account for the higher cost and utilization of medical services each year. The requested rate change listed above also accounts for uncertainty in the market in 2019 due to the repeal of the Individual Mandate as well as the larger estimated Risk Adjustment payable relative to the prior rate filing for this company.

Scope and Range of the Rate Increase

The number of individuals affected by this rate increase is 142,829. The proposed rate increase varies by plan due to various changes made to meet AV requirements on a plan-by-plan basis. The range of the proposed rate change is -25.49% to 21.67%.

Financial Experience of the Product

Premiums	\$	580,601,114
Claims	\$	546,197,029
Administrative expenses	\$	60,034,164
Taxes & fees	\$	338,570
Company made (after taxes)	\$	(25,968,650)

Changes in Medical Service Costs

Cost and utilization increases are expected to increase by approximately 7.21% for 2019.

Changes in Benefits

No changes in benefits contributed significantly to the increase.

Administrative Costs and Anticipated Profits

No major changes in administrative costs are anticipated. A profit margin of 3% is anticipated for 2019.

RFJ Part III: Actuarial Memorandum - Redacted

General Information

The purpose of this actuarial memorandum is to provide certain information related to a rate submission for the company identified below. The relevant index rate is developed in accordance with federal regulations, and plan specific premiums are generated using the allowable modifiers in accordance with the single risk pool rule.

The following section provides information related to the identification of the company that is submitting this rate filing. Much of this information is also displayed in Table O of the PA Actuarial Memorandum Exhibits.

Company Identifying Information:

Company Legal Name: UPMC Health Options, Inc.

NAIC #: 15345

State: PA

HIOS Issuer ID: 16322

Market: Individual

Exchange: On and Off Exchange

Products: PPO, EPO

Effective Date: 1/1/2019

Company Contact Information:

[This information redacted for publication.]

Filing Information:

Rate Filing SERFF Tracking #: UPMC-131495924

Form Filing SERFF Tracking #: UPMC-131490414, UPMC-131490419, UPMC-131490510, UPMC-131490516,
UPMC-131490527, UPMC-131490549, UPMC-131490571, UPMC-131490560

Binder SERFF Tracking #: UPMC-PA19-125079557

Rate History:

Historical and proposed rate changes vary by plan based on differences in network-level adjustment factors and differences in pricing AV factors between plans. The values listed below and overall proposed rate change for 2019 are weighted averages of the increase for each plan based on projected enrollment. Please see Table 10 of the PA Actuarial Memorandum Exhibits for a breakdown of plan-by-plan rate increases.

SERFF Tracking #	Year	Rate Change
UPMC-129389350	2014	0.0%
UPMC-129640677	2015	0.0%
UPMC-130071357	2016	9.7%
UPMC-130536844	2017	26.5%
UPMC-131034732	2018	41.2%

Proposed Rate Increase(s)

Reasons for Rate Increase(s):

The proposed rate increase for 2019 is 2.3%. The major reasons for the increase include the following:

- Increasing cost and utilization trends
- Uncertainty in the market due to the repeal of the Individual Mandate
- Large increase in estimated risk adjustment transfer payment relative to the prior filing

Market Experience

Experience Period Premium and Claims

Paid Through Date:

The reported claims during the experience period have a paid through date of March 2018.

Premiums (net of MLR Rebate) in Experience Period:

Section I, worksheet 1 of the URRT contains calendar year 2017 premium for all non-grandfathered policies in the single risk pool for the captioned company and market. No adjustments were made for MLR rebates as we do not anticipate owing them. HHS cost-sharing is not included in the premium data. Please note that the earned premium is also listed in Table 2 of the PA Actuarial Memorandum Exhibits.

Allowed and Incurred Claims Incurred During the Experience Period:

Section I, worksheet 1 of the URRT contains calendar year 2017 claims experience for all non-grandfathered policies in the single risk pool for the captioned company and market, paid through March 2018. Allowed medical claims and pediatric vision claims are pulled directly from our data warehouse. Pediatric dental claims are administered and paid by Dominion Dental. We receive a separate report from Dominion with the claim detail. We used the standard Development/Completion Factor Method to calculate IBNR. Factors were calculated using our entire block of ACA-related Individual business and no unexpected factors were observed. Because three months run-out is available the impact of IBNR is minimal.

Month	Completion Factor
1/1/2017	0.9973
2/1/2017	0.9973
3/1/2017	0.9972
4/1/2017	0.9976
5/1/2017	0.9971
6/1/2017	0.9956
7/1/2017	0.9935
8/1/2017	0.9908
9/1/2017	0.9871
10/1/2017	0.9830
11/1/2017	0.9768
12/1/2017	0.9627

Benefit Categories

Medical claims are split into nine categories in our data warehouse. They are mapped into the categories in the URRT as follows:

UPMC Benefit Category	URRT Benefit Category
Inpatient	Inpatient Hospital
Catastrophic	Inpatient Hospital
Outpatient	Outpatient Hospital
Behavioral	Outpatient Hospital
PCP	Professional
Specialist	Professional
Diagnostic	Other Medical
ER	Other Medical
Other	Other Medical
Pediatric Dental	Other Medical
Pediatric Vision	Other Medical

Drug claims are on separate tables and directly mapped into the Prescription Drugs category. The Other Medical category uses visits as units for utilization calculations.

Projection Factors

Changes in the Morbidity of the Population Insured:

Due to current uncertainty surrounding the market in 2019 due to the repeal of the Individual Mandate, it has been required by the Pennsylvania Insurance Department that an assumption for increased morbidity of the single risk pool be implemented for the projection period. A 6% increase in morbidity has been applied in the filing to account for this. No other morbidity adjustments have been applied to the index rate.

Changes in Benefits:

No changes were made to the PA EHB Benchmark plan for 2019, so no adjustments were necessary.

Changes in Demographics:

The average age for our 2017 experience period Individual risk pool was 43.5 with an average premium factor of 1.81. This is comparable to our 2018 experience so far with age 44.2 and premium factor 1.84. Due to the stability of the population, no demographic adjustment has been made to the rates. This change in factors is small enough that the insured population is considered to be stable, and no additional adjustment for demographics is deemed necessary. In addition to this, no adjustment is applied to account for the regulation that prohibits charging for more than three children per family since this would have minimal cost impact.

Other Adjustments:

An adjustment factor of 1.090 to account for changes in network costs is then applied to get from the single risk pool population to the plan offerings of this specific segment. This factor is the product of the geographic calibration factor calculated in Exhibit 6 of the Supporting Exhibits and an additional factor (1.019), which accounts for increases in the provider fee schedules that have been implemented between the experience and

projection periods. The provider networks included in this filing have undergone significant expansion since the experience period. This particular factor was applied to account for this expansion. UPMC's Premium Network provided coverage in rating areas 1, 2, 4, 5, and 6 during the experience period, but has since expanded to include rating area 3, 7, and 9, as well as additional counties in rating area 6 located near the eastern border of Pennsylvania. The Partner Network originally offered coverage in rating areas 1, 4, and 5, but has also expanded to include some counties in rating area 3. Projected costs are expected to increase due to this expansion. A factor to account for this projected increase was developed using the proposed rating area factors and projected enrollment in each rating area for 2019 as shown in Exhibit 6 of the Supporting Exhibits. This factor has been applied to each benefit category in the Other adjustment column in section II, worksheet 1 of the URRT.

Trend Factors (cost/utilization):

The overall annual trend used in rate development is 7.21%. Historical allowed claims for our entire block of commercial business were used to develop year over year trend factors for use in the projected rates. The large enrollment count and consistent makeup of this population make it appropriate for use in trend development for this filing. Service categories were defined to be consistent with the URRT instructions. Please see Tables 3 and 3b of the PA Actuarial Memorandum Exhibits for trend development calculations. Please note that the minor changes made to benefit designs in order to keep plan actuarial values within the allowed ranges were not significant enough to warrant an adjustment for induced demand with regard to trend, so the induced demand column has been populated with zeroes in Tables 3 and 3b. Please see Exhibit 10 of the Supporting Exhibits for trend development.

Credibility Manual Rate Development

Source and Appropriateness of Manual Rate Used:

The manual rate was not used as the experience period provided 1,643,818 member months of data, which was deemed fully credible.

Adjustments Made to the Data:

No adjustments were necessary since the rate manual was not used for this filing.

Inclusion of Capitation Payments:

No benefits are projected to be paid for via capitation.

Credibility of Experience

Based on the large member month count of the experience period data, we believe the experience period data is credible enough to use 100%.

Paid to Allowed Ratio

The Paid to Allowed Average Factor was calculated by taking the weighted average of the company-determined Actuarial Values for all plans using projected membership.

Risk Adjustment and Reinsurance

Experience Period Risk Adjustment and Reinsurance Adjustments PMPM:

Experience period Risk Adjustment was estimated to be a payment of \$40,295,766 per suggestion from the Pennsylvania Insurance Department based on data accrued through April 2018, which translates to a PMPM of \$24.51. Based on this estimate and past experience, we believe this value is a reasonable estimate until the actual values are released later this year. No data for the Transitional Reinsurance Program under PPACA has been included as this program expired at the end of 2016.

Projected Risk Adjustments PMPM:

Projection period Risk Adjustment PMPM has been estimated to be a payment of \$24.66, which is displayed in section III, worksheet 1 of the URRT and Table 5. Please see Exhibit 1 of the Supporting Exhibits for the derivation of the risk adjustment PMPM amounts for both the experience and projection period. This value was calculated using the data discussed in the Estimated Risk Adjustment section above. \$1.80 PMPY has been subtracted as a projected amount for the Risk Adjustment Administration Fee since this was the value published by HHS. The net amount after accounting for the fee is subtracted from the Index Rate of the Projection Period as part of the calculation of the Market Adjusted Index Rate. For the URRT and Table 5 of the PA Actuarial Memorandum Rate Exhibits, it was entered as a positive number because the calculation subtracts this value. For the URRT and Table 5 of the PA Actuarial Memorandum Rate Exhibits, it was entered as a negative number because the calculation subtracts this value. The effect is an increase in premium as additional revenue will be required to cover the anticipated payment.

Projected ACA Reinsurance Recoveries Net of Reinsurance Premium:

The Transitional Reinsurance Program under PPACA expired at the end of 2016 so no projections were included for 2019.

Non-Benefit Expenses and Profit & Risk

Administrative Expense Load:

Administrative costs of 11.42% of premium have been displayed in Table 6 and the URRT. These expenses are taken from our 2017 Supplemental Health Care Exhibit (SHCE). They are broken out by lines of business and market segments matching this filing and thus are appropriate for use. Differences between the SHCE and section I, worksheet 1 of the URRT stem from the fact that the SHCE include restatements of estimates from the prior year, while the URRT only contains actual experience from 2017 (experience period). The data for Individual Health Options in Part 1 of the SHCE is all ACA-related.

Please note that the portion of required revenue accounting for Quality Improvement (QI) Initiatives has increased from a projection of 0.38% in 2018 to a projection of 2.57% in 2019 due to observed increases in QI costs in the Individual market. Following extensive preliminary QI evaluation activity in prior non-profitable years, during which financial resource allocation to advance additional QI programming in this product was necessarily limited, UPMCHP has now fully implemented an ongoing QI program with network providers. Given increased understanding and orientation toward both QI targets and clinical needs of the ACA population, we anticipate robust performance among our participating providers in this regard, resulting in a commensurate material increase to overall QI program expenditures in 2019.

[This information redacted for publication.]

Profit & Risk Margin:

The projected profit margin for this company will increase from 0% in 2018 to 3% in 2019. This value is listed in both Table 6 and the URRT. The same level of profit margin is expected for each plan included in this filing.

Taxes and Fees:

Taxes and Fees decreased from 3.43% in 2018 to 0.63% in 2019 to account for the expiration of the PCORI Fee as well as the moratorium on the Health Insurance Tax for 2019. Please note that the Risk Adjustment Administration Fee was not included in the Taxes and Fees field. As noted above in the Market-Adjusted Index Rate section, Marketplace user fees are applied as an adjustment to the Index Rate at the market level. Because of this, the Taxes and Fees value listed in Table 6 will not match the corresponding field in the URRT since the federal instructions specify that Marketplace user fees should be included in this field in the URRT. Adding the diluted Marketplace user fee of 2.2% to the value in Table 6 reconciles this value to the one included in the URRT.

Projected Loss Ratio

The projected period loss ratio, using the federally-prescribed MLR methodology without the credibility adjustment, is 86.9%, as shown in Exhibit 11 of the Supporting Exhibits.

Application of Market Reform Rating Rules

Single Risk Pool

The single risk pool consists of members enrolled in ACA-compliant policies offered under the captioned market. Transitional policies are not currently offered in the Individual market under this company.

Index Rate

For this filing, the Index Rate of the Experience Period is calculated from the captioned company's fully-credible experience period EHB claims data for the single risk pool, which is demonstrated in Table 2 of the PA Actuarial Memorandum Exhibits. The Index Rate of the Projection Period is then calculated in Table 5 by first applying two years of 7.21% annual trend to the Index Rate of Experience Period. The adjustments described in the Projection Factors section above were then applied to the trended manual rate to generate the Index Rate of the Projection Period. Claims for routine foot care and acupuncture were not included in the calculation of the index rates despite being covered during the experience period since they are classified as non-EHBs.

Market Adjusted Index Rate

The Projected Index Rate is adjusted by adding estimates for Risk Adjustment and Marketplace Fees (with impacts and costs spread across the whole risk pool) to obtain the projected Market Adjusted Index Rate. Derivation of the PMPM values used for the Risk Adjustment and Marketplace Fees adjustments are described above in the Projected Risk Adjustments PMPM and Taxes and Fees sections, respectively. Since the Market Adjusted Index Rate is calculated on an allowed claims basis, the projected paid Risk Adjustment and Marketplace Fees were divided by the projected paid-to-allowed ratio when performing market-level adjustments.

Plan Adjusted Index Rates

Table 10 of the PA Actuarial Memorandum Exhibits has been populated as described in federal and state guidance to develop 2019 Plan Adjusted Index Rates. The allowable modifiers that make up the AV Pricing Values are described below. Please see Exhibit 8 of the Supporting Exhibits for a demonstration that plan premiums are in proportion to the AV Pricing Values. The AV Pricing Values for each metal level are similar for 2019.

Plan Actuarial Value:

The AV for each plan was determined by the issuer's own pricing model based on experience from UPMC's fully-insured commercial block of business.

Benefit Richness (induced demand)

Please see Exhibit 3a in the Supporting Exhibits for the induced utilization exhibit. Please note that the average tobacco factor was set to 1.0 in Exhibit 3a since the tobacco surcharge adjustment was removed from Table 10 for 2019, which means that this factor should not be included in the induced utilization development. The benefit richness adjustment was used to keep relativities between plans similar to what they were in the previous year and account for differences in induced demand between plans with different metal levels. This will minimize rate increase variations by plan and consumer confusion that could result. In addition, current loss ratios exhibit significant variation between metal levels, which suggests a wider variation is necessary than what is indicated in the company-determined Pricing AV.

Benefits in addition to EHBs

Benefits that will be offered outside EHB include routine foot care and acupuncture. The projected allowed claims for these benefits is \$1.25 PMPM. The adjustment factor of 1.002 included in Table 10 has been derived by adding the aforementioned PMPM to the projected index rate for 2019 and dividing this total by the same index rate, causing the adjustment to be applied uniformly to all plans. This load has not changed from the prior filing.

Provider Network

Network factors for 2019 were calculated to reflect cost differentials between networks and to ensure normalization using projected membership, as demonstrated in Exhibit 4 of the Supporting Exhibits. The current and proposed network factors are also shown in Table 14 of the PA Actuarial Memorandum Exhibits. An additional decrease was implemented in the Tower Network factor. UPMC has a closer relationship with providers in this particular network as opposed to those in the broader Premium Network. The decrease in the Tower Network factor accounts for anticipated improvements in utilization management that result from this

close relationship with providers.

Catastrophic Eligibility

No adjustments were made for catastrophic plans. Current enrollment is minimal and not credible.

Non-Funding of CSR Adjustment

To account for the elimination of funding for cost-share reduction subsidies, the Pennsylvania Insurance Department allowed the rates for all silver plans offered both on and off the Federal Marketplace be increased by a factor of 1.20 in Table 10 of the Actuarial Memorandum Rate Exhibits. Additional off-exchange only silver plans have been included for 2019 to minimize disruption to non-subsidized members enrolled in silver plans.

Calibration

Age Curve Calibration:

The average age factor was calculated using our projected individual market population with the prescribed HHS Age Factors for 2019. We pulled them in summary alongside network and area data in order to back out age factor differences when determining network/area factors. It was assumed this represents the age distribution of the entire single risk-pool. The number of members under each age bracket was multiplied by the corresponding HHS Age Factor. These were then summed and divided by the total number of members to obtain the average age factor. The average age factor is 1.84 and average age was 43.5 during the experience period. Please see Exhibit 5 in the Supporting Exhibits for the calculation of this factor.

Geographic Factor Calibration:

The geographic rating areas used within this filing are the same as those defined by the state. We believe the differences in cost between network factors are the driving force behind current cost differentials at the plan level in western Pennsylvania, where this company has offered coverage for many years. Therefore, we decided to vary our network factors and keep all rating area factors for rating areas 1, 2, 4, and 5 identical in 2018 and they will remain this way for 2019. In prior years, the only county in rating area 6 that this company has offered coverage is Centre county. However, in 2019, coverage will be expanding to additional counties in this rating area located in the far eastern regions of Pennsylvania. Since it is likely that these counties will exhibit notably different cost characteristics than Centre county alone, the factor for rating area 6 has been changed from 1.0 in 2018 to 1.343 in 2019. The new factor was developed using provider fee schedules from the eastern counties as opposed to historical claims. This same methodology was used to calculate the factors for rating areas 3, 7, and 9, implying that the proposed factors are based solely on cost differences by region due to differences in provider reimbursement and geographic variation in the delivery of medical services, and excluding differences in morbidity. The factors for rating areas 3 and 7 are the same as those implemented in 2018, while 2019 will be this company's first year offering coverage to members in rating area 9. The calibration factor of 1.070 was calculated as the weighted average of the geographical factors using projected enrollment for the single risk pool, as shown in Exhibit 6 of the Supporting Exhibits.

Tobacco Use Rating Factor Calibration:

The average tobacco factor was calculated using projected membership. The member-weighted average of a 2.5% load applied for enrollees who qualify as tobacco users combined with a 0% load for non-tobacco users yields an average tobacco factor of 1.002. The derivation of this factor is shown below.

Tobacco Status	Feb 2018 Members	Split	Tobacco Factor	Calibration Factor
Non-User	130,935	91.7%	1.000	0.917
User	11,897	8.3%	1.025	0.085
Total	142,832	100.0%		1.002

Consumer Adjusted Premium Rate Development

The Plan Adjusted Index Rates are divided by the age calibration factor then multiplied by the specific age, geographic, and tobacco factors shown in Tables 12, 13, and 14 of the PA Actuarial Memorandum Exhibits, respectively, to develop the Consumer Adjusted Premium Rates. Please see Exhibit 7 of the Supporting Exhibits for historical Consumer Adjusted Premium Rate changes for this company and market for a 21-year-old non-tobacco user.

Plan Product Info

AV Metal Values

Metal values were determined using the final 2019 HHS AV Calculator.

AV Pricing Values

Table 10 of the PA Actuarial Memorandum Exhibits has been populated as described in federal and state guidance to develop 2019 Plan Adjusted Index Rates. The allowable modifiers that make up the AV Pricing Values are described in the "Plan Adjusted Index Rates" section above. The AV Pricing Values displayed in the URRT are the ratio of the Plan Adjusted Index Rates to the Market Adjusted Index Rate Please see Exhibit 8 of the Supporting Exhibits for a demonstration that plan premiums are in proportion to the AV Pricing Values. The AV Pricing Values for each metal level are similar for 2019.

Membership Projections

Membership projections were developed based on our anticipated competitive positioning in the market combined with our current enrollment distribution by plan. The portion of membership enrolled in cost-share reduction variants was assumed to remain the same for 2019. Please see Exhibit 9 of the Supporting Exhibits for various enrollment projections by plan.

Terminated Plans and Products

Please see Exhibit 12 of the Supporting Exhibits for a mapping of all terminated SCIDs to a 2019 plan.

Warning Alerts

Cell A83 on worksheet 2 of the URRT displays warning alert. This occurs because the total projected premium calculated on worksheet 1 is done at the market level, while the value calculated on worksheet 2 is done at the plan level. The plan-level calculation includes adjustments to the projected premium for factors such as the CSR Defunding Adjustment, non-EHB benefits, provider network, and induced demand, while the market-level calculation does not include these adjustments.

Effective Rate Review Information

The Pennsylvania Insurance Department is responsible for conducting effective rate review for all submitted rates.

List of Supporting Exhibits

Supporting exhibits have been included with the rate filing to assist with the review process. Below is a list summarizing the contents of each exhibit.

- Exhibit 1: Development of Risk Adjustment PMPM for Experience and Projection Periods
- Exhibit 2: Derivation of Broker Fee
- Exhibit 3a: Induced Utilization Derivation
- Exhibit 3b: Induced Utilization Normalization
- Exhibit 4: Development of Network Factors
- Exhibit 5: Derivation of Age Calibration Factor
- Exhibit 6: Derivation of Geographical Calibration Factor
- Exhibit 7: Historical Changes in Consumer Adjusted Premium Rate for Age 21, Non-tobacco User
- Exhibit 8: Proportion of Plan Adjusted Index Rates and AV Pricing Values
- Exhibit 9a: Development of Projected Enrollment by Network and Metal Level
- Exhibit 9b: Development of Projected Enrollment by Plan and Subsidy Level
- Exhibit 9c: Projected Enrollment by Rating Area
- Exhibit 10: Derivation of Annual Trend
- Exhibit 11: Derivation of Projection Period MLR
- Exhibit 12: Terminated Plan Mapping

Actuarial Certification

I, [REDACTED] am a Member of the American Academy of Actuaries. I am currently a Manager in the Actuarial Services department for UPMC Health Plan. I certify that:

- All factor, benefit and other changes from the prior approved filing have been disclosed in this actuarial memorandum.
- New plans cannot be considered modifications of existing plans under the uniform modification standards in 45 CFR 147.106.
- The information presented in the PA Actuarial Memorandum and PA Actuarial Memorandum Rate Exhibits is consistent with the information presented in the 2019 Rate Filing Justification.
- The projected Index Rate is:
 - a. In compliance with all applicable state and Federal statutes and regulations (45 CFR 156.80 and 147.102)
 - b. Developed in compliance with the applicable Actuarial Standards of Practice
 - c. Reasonable in relation to the benefits provided and the population anticipated to be covered
 - d. Neither excessive nor deficient
- The Index Rate and only the allowable modifiers as described in 45 CFR 156.80(d)(1) and 156.80(d)(2) were used to generate plan level rates.
- The percent of total premium that represents EHB included in Worksheet 2, Sections III and IV, was calculated in accordance with actuarial standards of practice.
- The geographic rating factors reflect only differences in the costs of delivery and do not include differences for population morbidity by geographic area.
- The AV Calculator was used to determine the AV Metal Values shown in Worksheet 2 of the Part I URRT for all plans except those specified in the certification.

7/16/2018

Date

Appendix I

<u>SCID</u>	<u>Company</u>	<u>Market</u>	<u>Metal</u>	<u>Summary of Changes from 2018</u>
16322PA0050035	UPMC Health Options	IND	Platinum	No changes made
16322PA0050107	UPMC Health Options	IND	Platinum	No changes made
16322PA0040012	UPMC Health Options	IND	Platinum	No changes made
16322PA0050033	UPMC Health Options	IND	Gold	Increased Generic copay from \$10 to \$25; Increased Preferred Brand copay from \$45 to \$50; Increased
16322PA0050106	UPMC Health Options	IND	Gold	Increased Generic copay from \$10 to \$25; Increased Preferred Brand copay from \$45 to \$50; Increased
16322PA0040010	UPMC Health Options	IND	Gold	Increased Generic copay from \$10 to \$25; Increased Preferred Brand copay from \$45 to \$50; Increased
16322PA0050118	UPMC Health Options	IND	Tower Gold \$800	Increased Generic copay from \$10 to \$25; Increased Preferred Brand copay from \$45 to \$50; Increased
16322PA0050031	UPMC Health Options	IND	Silver \$3,500 CSR 94	Increased deductible from \$150 to \$175; Increased MOOP from \$1,000 to \$1,250
16322PA0050031	UPMC Health Options	IND	Silver \$3,500 CSR 87	Increased deductible from \$1,250 to \$1,450; Increased MOOP from \$2,450 to \$2,600; Increased PCP copay from
16322PA0050031	UPMC Health Options	IND	Silver \$3,500 CSR 73	Increased Rx Deductible from \$150 to \$250; Overall coinsurance decreased from 100% to 90%; MOOP increased
16322PA0050031	UPMC Health Options	IND	Silver \$3,500	Increased Rx Deductible from \$150 to \$250; Overall coinsurance decreased from 100% to 90%; MOOP increased
16322PA0050104	UPMC Health Options	IND	Silver \$3,500 94 CSR	Increased deductible from \$150 to \$175; Increased MOOP from \$1,000 to \$1,250
16322PA0050104	UPMC Health Options	IND	Silver \$3,500 CSR 87	Increased deductible from \$1,250 to \$1,450; Increased MOOP from \$2,450 to \$2,600; Increased PCP copay from
16322PA0050104	UPMC Health Options	IND	Silver \$3,500 CSR 73	Increased Rx Deductible from \$150 to \$250; Overall coinsurance decreased from 100% to 90%; MOOP increased

16322PA0050104	UPMC Health Options	IND	Silver \$3,500	Increased Rx Deductible from \$150 to \$250; Overall coinsurance decreased from 100% to 90%; MOOP increased
16322PA0040008	UPMC Health Options	IND	Silver \$3,500 94 CSR	Increased deductible from \$150 to \$175; Increased MOOP from \$1,000 to \$1,250
16322PA0040008	UPMC Health Options	IND	Silver \$3,500 CSR 87	Increased deductible from \$1,250 to \$1,450; Increased MOOP from \$2,450 to \$2,600; Increased PCP copay from
16322PA0040008	UPMC Health Options	IND	Silver \$3,500 CSR 73	Increased Rx Deductible from \$150 to \$250; Overall coinsurance decreased from 100% to 90%; MOOP increased
16322PA0040008	UPMC Health Options	IND	Silver \$3,500	Increased Rx Deductible from \$150 to \$250; Overall coinsurance decreased from 100% to 90%; MOOP increased
16322PA0050117	UPMC Health Options	IND	Tower Silver \$3,500 94 CSR	Increased deductible from \$150 to \$175; Increased MOOP from \$1,000 to \$1,250
16322PA0050117	UPMC Health Options	IND	Tower Silver \$3,500 87 CSR	Increased deductible from \$1,250 to \$1,450; Increased MOOP from \$2,450 to \$2,600; Increased PCP copay from
16322PA0050117	UPMC Health Options	IND	Tower Silver \$3,500 73 CSR	Increased Rx Deductible from \$150 to \$250; Overall coinsurance decreased from 100% to 90%; MOOP increased
16322PA0050117	UPMC Health Options	IND	Tower Silver \$3,500	Increased Rx Deductible from \$150 to \$250; Overall coinsurance decreased from 100% to 90%; MOOP increased
16322PA0050030	UPMC Health Options	IND	Silver \$1,750 CSR 94	No changes made
16322PA0050030	UPMC Health Options	IND	Silver \$1,750 CSR 87	Increased deductible from \$600 to \$700; Increased MOOP from \$2,450 to \$2,600
16322PA0050030	UPMC Health Options	IND	Silver \$1,750 CSR 73	Deductible decreased from \$1,425 to \$1,400; RX deductible increased from \$200 to \$250; MOOP increased from
16322PA0050030	UPMC Health Options	IND	Silver \$1,750	Deductible decreased from \$1,425 to \$1,400; RX deductible increased from \$200 to \$250; MOOP increased from
16322PA0050103	UPMC Health Options	IND	Silver \$1,750 CSR 94	No changes made
16322PA0050103	UPMC Health Options	IND	Silver \$1,750 CSR 87	Increased deductible from \$600 to \$700; Increased MOOP from \$2,450 to \$2,600

16322PA0050103	UPMC Health Options	IND	Silver \$1,750 CSR 73	Deductible decreased from \$1,425 to \$1,400; RX deductible increased from \$200 to \$250; MOOP increased from
16322PA0050103	UPMC Health Options	IND	Silver \$1,750	Deductible decreased from \$1,425 to \$1,400; RX deductible increased from \$200 to \$250; MOOP increased from
16322PA0040007	UPMC Health Options	IND	Silver \$1,750 CSR 94	No changes made
16322PA0040007	UPMC Health Options	IND	Silver \$1,750 CSR 87	Increased deductible from \$600 to \$700; Increased MOOP from \$2,450 to \$2,600
16322PA0040007	UPMC Health Options	IND	Silver \$1,750 CSR 73	Deductible decreased from \$1,425 to \$1,400; RX deductible increased from \$200 to \$250; MOOP increased from
16322PA0040007	UPMC Health Options	IND	Silver \$1,750	Deductible decreased from \$1,425 to \$1,400; RX deductible increased from \$200 to \$250; MOOP increased from
16322PA0050105	UPMC Health Options	IND	Silver HSA (Off Marketplace Only)	Increased MOOP from \$4,300 to \$5,000; Changed PCP from subject to Deductible + Coinsurance to just
16322PA0050108	UPMC Health Options	IND	Silver HSA (Off Marketplace Only)	Increased MOOP from \$4,300 to \$5,000; Changed PCP from subject to Deductible + Coinsurance to just
16322PA0040025	UPMC Health Options	IND	Silver HSA (Off Marketplace Only)	Increased MOOP from \$4,300 to \$5,000; Changed PCP from subject to Deductible + Coinsurance to just
16322PA0050029	UPMC Health Options	IND	Silver \$0 CSR 94	No changes made
16322PA0050029	UPMC Health Options	IND	Silver \$0 CSR 87	Increased MOOP from \$2,450 to \$2,600
16322PA0050029	UPMC Health Options	IND	Silver \$0 CSR 73	Increased Rx deductible from \$75 to \$250; Increased MOOP from \$5,850 to \$6,300; Inpatient hospital services and
16322PA0050029	UPMC Health Options	IND	Silver \$0	Increased Rx deductible from \$75 to \$250; Increased MOOP from \$5,850 to \$6,300; Inpatient hospital services and
16322PA0050102	UPMC Health Options	IND	Silver \$0 CSR 94	No changes made
16322PA0050102	UPMC Health Options	IND	Silver \$0 CSR 87	Increased MOOP from \$2,450 to \$2,600

16322PA0050102	UPMC Health Options	IND	Silver \$0 CSR 73	Increased Rx deductible from \$75 to \$250; Increased MOOP from \$5,850 to \$6,300; Inpatient hospital services and
16322PA0050102	UPMC Health Options	IND	Silver \$0	Increased Rx deductible from \$75 to \$250; Increased MOOP from \$5,850 to \$6,300; Inpatient hospital services and
16322PA0040006	UPMC Health Options	IND	Silver \$0 CSR 94	No changes made
16322PA0040006	UPMC Health Options	IND	Silver \$0 CSR 87	Increased MOOP from \$2,450 to \$2,600
16322PA0040006	UPMC Health Options	IND	Silver \$0 CSR 73	Increased Rx deductible from \$75 to \$250; Increased MOOP from \$5,850 to \$6,300; Inpatient hospital services and
16322PA0040006	UPMC Health Options	IND	Silver \$0	Increased Rx deductible from \$75 to \$250; Increased MOOP from \$5,850 to \$6,300; Inpatient hospital services and
16322PA0050120	UPMC Health Options	IND	Silver \$2,000 (Off-marketplace only)	Deductible increased from \$1,800 to \$2,000; Rx Deductible increased from \$200 to \$250; MOOP increased from
16322PA0050121	UPMC Health Options	IND	Silver \$2,000 (Off-marketplace only)	Deductible increased from \$1,800 to \$2,000; Rx Deductible increased from \$200 to \$250; MOOP increased from
16322PA0040037	UPMC Health Options	IND	Silver \$2,000 (Off-marketplace only)	Deductible increased from \$1,800 to \$2,000; Rx Deductible increased from \$200 to \$250; MOOP increased from
16322PA0050100	UPMC Health Options	IND	Bronze \$6,950	Increased MOOP from \$7,350 to \$7,900
16322PA0050101	UPMC Health Options	IND	Bronze \$6,950	Increased MOOP from \$7,350 to \$7,900
16322PA0040024	UPMC Health Options	IND	Bronze \$6,950	Increased MOOP from \$7,350 to \$7,900
16322PA0050119	UPMC Health Options	IND	Tower Bronze \$6,950	Increased MOOP from \$7,350 to \$7,900
16322PA0050111	UPMC Health Options	IND	Catastrophic	Increased both deductible and MOOP from \$7,350 to \$7,900
16322PA0050112	UPMC Health Options	IND	Catastrophic	Increased both deductible and MOOP from \$7,350 to \$7,900

16322PA0040026	UPMC Health Options	IND	Catastrophic	Increased both deductible and MOOP from \$7,350 to \$7,900
16322PA0040046	UPMC Health Options	IND	Tower Gold \$800	New PPO plan offering for JV counties
16322PA0040042	UPMC Health Options	IND	Gold \$800	New plan offering for Eastern counties
16322PA0040044	UPMC Health Options	IND	Tower Silver \$3,500	New PPO plan offering for JV counties
16322PA0040040	UPMC Health Options	IND	Silver \$3,500	New plan offering for Eastern counties
16322PA0040045	UPMC Health Options	IND	Tower Silver \$2,000	New PPO plan offering for JV counties
16322PA0040041	UPMC Health Options	IND	Silver \$2,000	New plan offering for Eastern counties
16322PA0040043	UPMC Health Options	IND	Tower Bronze \$6,950	New PPO plan offering for JV counties
16322PA0040039	UPMC Health Options	IND	Bronze \$6,950	New plan offering for Eastern counties
16322PA0050115	UPMC Health Options	IND	Gold \$1,400/\$20	No longer will be offered
16322PA0050116	UPMC Health Options	IND	Gold \$1,400/\$20	No longer will be offered
16322PA0040028	UPMC Health Options	IND	Gold \$1,400/\$20	No longer will be offered
16322PA0050113	UPMC Health Options	IND	Silver \$3,500/\$30	No longer will be offered
16322PA0050114	UPMC Health Options	IND	Silver \$3,500/\$30	No longer will be offered
16322PA0040027	UPMC Health Options	IND	Silver \$3,500/\$30	No longer will be offered

16322PA0040029	UPMC Health Options	IND	UPMC Advantage Inside Advantage for Individuals Bronze \$6,950/\$35 - Premium Network	No longer will be offered
16322PA0040030	UPMC Health Options	IND	UPMC Advantage Inside Advantage for Individuals Silver HSA \$2,700/20% - Premium Network	No longer will be offered
16322PA0040031	UPMC Health Options	IND	UPMC Advantage Inside Advantage for Individuals Silver \$1,750/\$50 - Premium Network	No longer will be offered
16322PA0040032	UPMC Health Options	IND	UPMC Advantage Inside Advantage for Individuals Silver \$3,500/\$25 - Premium Network	No longer will be offered
16322PA0040033	UPMC Health Options	IND	UPMC Advantage Inside Advantage for Individuals Silver \$0/\$50 - Premium Network	No longer will be offered
16322PA0040034	UPMC Health Options	IND	UPMC Advantage Inside Advantage for Individuals Gold \$800/\$20 - Premium Network	No longer will be offered
16322PA0040035	UPMC Health Options	IND	UPMC Advantage Inside Advantage for Individuals Platinum \$250/\$20 - Premium Network	No longer will be offered
16322PA0040038	UPMC Health Options	IND	UPMC Advantage Inside Advantage for Individuals Silver \$1,800/\$50 - Premium Network	No longer will be offered
16322PA0050122	UPMC Health Options	IND	Tower UPMC Advantage Silver \$3,550/\$25 - Tower Network	No longer will be offered

16322PA0040036	UPMC Health Options	IND	UPMC Advantage Catastrophic \$7,900/\$0 – Premium Network	No longer will be offered
----------------	---------------------------	-----	--	---------------------------

2019 Rates Table Template v8.1

All fields with an asterisk (*) are required. To validate press Validate button or Ctrl + Shift + I. To finalize, press Finalize button or Ctrl + Shift + F.
 If you are in a community rating state, select Family-Tier Rates under Rating Method and fill in all columns.
 If you are not in a community rating state, select Age-Based Rates under Rating Method and provide an Individual Rate for every age band.
 If Tobacco is Tobacco User/Non-Tobacco User, you must give a rate for Tobacco Use and Non-Tobacco Use.
 To add a new sheet, press the Add Sheet button, or Ctrl + Shift + H. All plans must have the same dates on a sheet.

HIOS Issuer ID*	16322
Federal TIN*	46-2824626
Rate Effective Date*	1/1/2019
Rate Expiration Date*	12/31/2019
Rating Method*	Age-Based Rates

Rating Area ID*	Tobacco*	Age*	Individual Rate*	Individual Tobacco Rate*	Couple*
Required: Select the Rating Area ID	Required: Select if Tobacco use of subscriber is used to determine if a person is eligible for a rate from a plan	Required: Select the age of a subscriber eligible for the rate	Required: Enter the rate of an Individual Non-Tobacco or No Preference enrollee on a plan	Required: Enter the rate of an individual tobacco enrollee on a plan	Required: Enter the rate of a couple based on the pairing of a primary enrollee and a secondary subscriber (e.g. husband and spouse)
16322PA0040006	Rating Area 1	Tobacco User/Non-Tobacco User	0-14	265.10	265.10
16322PA0040006	Rating Area 1	Tobacco User/Non-Tobacco User	15	288.67	288.67
16322PA0040006	Rating Area 1	Tobacco User/Non-Tobacco User	16	297.68	297.68
16322PA0040006	Rating Area 1	Tobacco User/Non-Tobacco User	17	306.69	306.69
16322PA0040006	Rating Area 1	Tobacco User/Non-Tobacco User	18	316.39	324.30
16322PA0040006	Rating Area 1	Tobacco User/Non-Tobacco User	19	326.09	334.25
16322PA0040006	Rating Area 1	Tobacco User/Non-Tobacco User	20	336.14	344.55
16322PA0040006	Rating Area 1	Tobacco User/Non-Tobacco User	21	346.54	355.20
16322PA0040006	Rating Area 1	Tobacco User/Non-Tobacco User	22	346.54	355.20
16322PA0040006	Rating Area 1	Tobacco User/Non-Tobacco User	23	346.54	355.20
16322PA0040006	Rating Area 1	Tobacco User/Non-Tobacco User	24	346.54	355.20
16322PA0040006	Rating Area 1	Tobacco User/Non-Tobacco User	25	347.93	356.62
16322PA0040006	Rating Area 1	Tobacco User/Non-Tobacco User	26	354.86	363.73
16322PA0040006	Rating Area 1	Tobacco User/Non-Tobacco User	27	363.17	372.25
16322PA0040006	Rating Area 1	Tobacco User/Non-Tobacco User	28	376.69	386.11
16322PA0040006	Rating Area 1	Tobacco User/Non-Tobacco User	29	387.78	397.47
16322PA0040006	Rating Area 1	Tobacco User/Non-Tobacco User	30	393.32	403.16
16322PA0040006	Rating Area 1	Tobacco User/Non-Tobacco User	31	401.64	411.68
16322PA0040006	Rating Area 1	Tobacco User/Non-Tobacco User	32	409.96	420.21
16322PA0040006	Rating Area 1	Tobacco User/Non-Tobacco User	33	415.15	425.53
16322PA0040006	Rating Area 1	Tobacco User/Non-Tobacco User	34	420.70	431.22
16322PA0040006	Rating Area 1	Tobacco User/Non-Tobacco User	35	423.47	434.06
16322PA0040006	Rating Area 1	Tobacco User/Non-Tobacco User	36	426.24	436.90
16322PA0040006	Rating Area 1	Tobacco User/Non-Tobacco User	37	429.02	439.74
16322PA0040006	Rating Area 1	Tobacco User/Non-Tobacco User	38	431.79	442.58
16322PA0040006	Rating Area 1	Tobacco User/Non-Tobacco User	39	437.33	448.27
16322PA0040006	Rating Area 1	Tobacco User/Non-Tobacco User	40	442.88	453.95
16322PA0040006	Rating Area 1	Tobacco User/Non-Tobacco User	41	451.20	462.47
16322PA0040006	Rating Area 1	Tobacco User/Non-Tobacco User	42	459.17	470.64
16322PA0040006	Rating Area 1	Tobacco User/Non-Tobacco User	43	470.25	482.01
16322PA0040006	Rating Area 1	Tobacco User/Non-Tobacco User	44	484.12	496.22
16322PA0040006	Rating Area 1	Tobacco User/Non-Tobacco User	45	500.40	512.91
16322PA0040006	Rating Area 1	Tobacco User/Non-Tobacco User	46	519.81	532.81
16322PA0040006	Rating Area 1	Tobacco User/Non-Tobacco User	47	541.64	555.18
16322PA0040006	Rating Area 1	Tobacco User/Non-Tobacco User	48	566.59	580.76
16322PA0040006	Rating Area 1	Tobacco User/Non-Tobacco User	49	591.20	605.98
16322PA0040006	Rating Area 1	Tobacco User/Non-Tobacco User	50	618.92	634.39
16322PA0040006	Rating Area 1	Tobacco User/Non-Tobacco User	51	646.30	662.45
16322PA0040006	Rating Area 1	Tobacco User/Non-Tobacco User	52	676.45	693.36
16322PA0040006	Rating Area 1	Tobacco User/Non-Tobacco User	53	706.94	724.62
16322PA0040006	Rating Area 1	Tobacco User/Non-Tobacco User	54	739.86	758.36
16322PA0040006	Rating Area 1	Tobacco User/Non-Tobacco User	55	772.78	792.10
16322PA0040006	Rating Area 1	Tobacco User/Non-Tobacco User	56	808.48	828.69
16322PA0040006	Rating Area 1	Tobacco User/Non-Tobacco User	57	844.52	865.63
16322PA0040006	Rating Area 1	Tobacco User/Non-Tobacco User	58	882.98	905.06
16322PA0040006	Rating Area 1	Tobacco User/Non-Tobacco User	59	902.04	924.59
16322PA0040006	Rating Area 1	Tobacco User/Non-Tobacco User	60	940.51	964.02
16322PA0040006	Rating Area 1	Tobacco User/Non-Tobacco User	61	973.78	998.12
16322PA0040006	Rating Area 1	Tobacco User/Non-Tobacco User	62	995.61	1020.50
16322PA0040006	Rating Area 1	Tobacco User/Non-Tobacco User	63	1022.99	1048.56
16322PA0040006	Rating Area 1	Tobacco User/Non-Tobacco User	64 and over	1039.62	1065.61
16322PA0040006	Rating Area 2	Tobacco User/Non-Tobacco User	0-14	265.10	265.10
16322PA0040006	Rating Area 2	Tobacco User/Non-Tobacco User	15	288.67	288.67
16322PA0040006	Rating Area 2	Tobacco User/Non-Tobacco User	16	297.68	297.68
16322PA0040006	Rating Area 2	Tobacco User/Non-Tobacco User	17	306.69	306.69
16322PA0040006	Rating Area 2	Tobacco User/Non-Tobacco User	18	316.39	324.30
16322PA0040006	Rating Area 2	Tobacco User/Non-Tobacco User	19	326.09	334.25
16322PA0040006	Rating Area 2	Tobacco User/Non-Tobacco User	20	336.14	344.55
16322PA0040006	Rating Area 2	Tobacco User/Non-Tobacco User	21	346.54	355.20
16322PA0040006	Rating Area 2	Tobacco User/Non-Tobacco User	22	346.54	355.20
16322PA0040006	Rating Area 2	Tobacco User/Non-Tobacco User	23	346.54	355.20
16322PA0040006	Rating Area 2	Tobacco User/Non-Tobacco User	24	346.54	355.20
16322PA0040006	Rating Area 2	Tobacco User/Non-Tobacco User	25	347.93	356.62
16322PA0040006	Rating Area 2	Tobacco User/Non-Tobacco User	26	354.86	363.73
16322PA0040006	Rating Area 2	Tobacco User/Non-Tobacco User	27	363.17	372.25
16322PA0040006	Rating Area 2	Tobacco User/Non-Tobacco User	28	376.69	386.11
16322PA0040006	Rating Area 2	Tobacco User/Non-Tobacco User	29	387.78	397.47
16322PA0040006	Rating Area 2	Tobacco User/Non-Tobacco User	30	393.32	403.16
16322PA0040006	Rating Area 2	Tobacco User/Non-Tobacco User	31	401.64	411.68
16322PA0040006	Rating Area 2	Tobacco User/Non-Tobacco User	32	409.96	420.21
16322PA0040006	Rating Area 2	Tobacco User/Non-Tobacco User	33	415.15	425.53
16322PA0040006	Rating Area 2	Tobacco User/Non-Tobacco User	34	420.70	431.22
16322PA0040006	Rating Area 2	Tobacco User/Non-Tobacco User	35	423.47	434.06
16322PA0040006	Rating Area 2	Tobacco User/Non-Tobacco User	36	426.24	436.90
16322PA0040006	Rating Area 2	Tobacco User/Non-Tobacco User	37	429.02	439.74
16322PA0040006	Rating Area 2	Tobacco User/Non-Tobacco User	38	431.79	442.58
16322PA0040006	Rating Area 2	Tobacco User/Non-Tobacco User	39	437.33	448.27
16322PA0040006	Rating Area 2	Tobacco User/Non-Tobacco User	40	442.88	453.95
16322PA0040006	Rating Area 2	Tobacco User/Non-Tobacco User	41	451.20	462.47
16322PA0040006	Rating Area 2	Tobacco User/Non-Tobacco User	42	459.17	470.64
16322PA0040006	Rating Area 2	Tobacco User/Non-Tobacco User	43	470.25	482.01
16322PA0040006	Rating Area 2	Tobacco User/Non-Tobacco User	44	484.12	496.22
16322PA0040006	Rating Area 2	Tobacco User/Non-Tobacco User	45	500.40	512.91
16322PA0040006	Rating Area 2	Tobacco User/Non-Tobacco User	46	519.81	532.81
16322PA0040006	Rating Area 2	Tobacco User/Non-Tobacco User	47	541.64	555.18
16322PA0040006	Rating Area 2	Tobacco User/Non-Tobacco User	48	566.59	580.76

16322PA0040006	Rating Area 2	Tobacco User/Non-Tobacco User	49	591.20	605.98
16322PA0040006	Rating Area 2	Tobacco User/Non-Tobacco User	50	618.92	634.39
16322PA0040006	Rating Area 2	Tobacco User/Non-Tobacco User	51	646.30	662.45
16322PA0040006	Rating Area 2	Tobacco User/Non-Tobacco User	52	676.45	693.36
16322PA0040006	Rating Area 2	Tobacco User/Non-Tobacco User	53	706.94	724.62
16322PA0040006	Rating Area 2	Tobacco User/Non-Tobacco User	54	739.86	758.36
16322PA0040006	Rating Area 2	Tobacco User/Non-Tobacco User	55	772.78	792.10
16322PA0040006	Rating Area 2	Tobacco User/Non-Tobacco User	56	808.48	828.69
16322PA0040006	Rating Area 2	Tobacco User/Non-Tobacco User	57	844.52	865.63
16322PA0040006	Rating Area 2	Tobacco User/Non-Tobacco User	58	882.98	905.06
16322PA0040006	Rating Area 2	Tobacco User/Non-Tobacco User	59	902.04	924.59
16322PA0040006	Rating Area 2	Tobacco User/Non-Tobacco User	60	940.51	964.02
16322PA0040006	Rating Area 2	Tobacco User/Non-Tobacco User	61	973.78	998.12
16322PA0040006	Rating Area 2	Tobacco User/Non-Tobacco User	62	995.61	1020.50
16322PA0040006	Rating Area 2	Tobacco User/Non-Tobacco User	63	1022.99	1048.56
16322PA0040006	Rating Area 2	Tobacco User/Non-Tobacco User	64 and over	1039.62	1065.61
16322PA0040006	Rating Area 4	Tobacco User/Non-Tobacco User	0-14	265.10	265.10
16322PA0040006	Rating Area 4	Tobacco User/Non-Tobacco User	15	288.67	288.67
16322PA0040006	Rating Area 4	Tobacco User/Non-Tobacco User	16	297.68	297.68
16322PA0040006	Rating Area 4	Tobacco User/Non-Tobacco User	17	306.69	306.69
16322PA0040006	Rating Area 4	Tobacco User/Non-Tobacco User	18	316.39	324.30
16322PA0040006	Rating Area 4	Tobacco User/Non-Tobacco User	19	326.09	334.25
16322PA0040006	Rating Area 4	Tobacco User/Non-Tobacco User	20	336.14	344.55
16322PA0040006	Rating Area 4	Tobacco User/Non-Tobacco User	21	346.54	355.20
16322PA0040006	Rating Area 4	Tobacco User/Non-Tobacco User	22	346.54	355.20
16322PA0040006	Rating Area 4	Tobacco User/Non-Tobacco User	23	346.54	355.20
16322PA0040006	Rating Area 4	Tobacco User/Non-Tobacco User	24	346.54	355.20
16322PA0040006	Rating Area 4	Tobacco User/Non-Tobacco User	25	347.93	356.62
16322PA0040006	Rating Area 4	Tobacco User/Non-Tobacco User	26	354.86	363.73
16322PA0040006	Rating Area 4	Tobacco User/Non-Tobacco User	27	363.17	372.25
16322PA0040006	Rating Area 4	Tobacco User/Non-Tobacco User	28	376.69	386.11
16322PA0040006	Rating Area 4	Tobacco User/Non-Tobacco User	29	387.78	397.47
16322PA0040006	Rating Area 4	Tobacco User/Non-Tobacco User	30	393.32	403.16
16322PA0040006	Rating Area 4	Tobacco User/Non-Tobacco User	31	401.64	411.68
16322PA0040006	Rating Area 4	Tobacco User/Non-Tobacco User	32	409.96	420.21
16322PA0040006	Rating Area 4	Tobacco User/Non-Tobacco User	33	415.15	425.53
16322PA0040006	Rating Area 4	Tobacco User/Non-Tobacco User	34	420.70	431.22
16322PA0040006	Rating Area 4	Tobacco User/Non-Tobacco User	35	423.47	434.06
16322PA0040006	Rating Area 4	Tobacco User/Non-Tobacco User	36	426.24	436.90
16322PA0040006	Rating Area 4	Tobacco User/Non-Tobacco User	37	429.02	439.74
16322PA0040006	Rating Area 4	Tobacco User/Non-Tobacco User	38	431.79	442.58
16322PA0040006	Rating Area 4	Tobacco User/Non-Tobacco User	39	437.33	448.27
16322PA0040006	Rating Area 4	Tobacco User/Non-Tobacco User	40	442.88	453.95
16322PA0040006	Rating Area 4	Tobacco User/Non-Tobacco User	41	451.20	462.47
16322PA0040006	Rating Area 4	Tobacco User/Non-Tobacco User	42	459.17	470.64
16322PA0040006	Rating Area 4	Tobacco User/Non-Tobacco User	43	470.25	482.01
16322PA0040006	Rating Area 4	Tobacco User/Non-Tobacco User	44	484.12	496.22
16322PA0040006	Rating Area 4	Tobacco User/Non-Tobacco User	45	500.40	512.91
16322PA0040006	Rating Area 4	Tobacco User/Non-Tobacco User	46	519.81	532.81
16322PA0040006	Rating Area 4	Tobacco User/Non-Tobacco User	47	541.64	555.18
16322PA0040006	Rating Area 4	Tobacco User/Non-Tobacco User	48	566.59	580.76
16322PA0040006	Rating Area 4	Tobacco User/Non-Tobacco User	49	591.20	605.98
16322PA0040006	Rating Area 4	Tobacco User/Non-Tobacco User	50	618.92	634.39
16322PA0040006	Rating Area 4	Tobacco User/Non-Tobacco User	51	646.30	662.45
16322PA0040006	Rating Area 4	Tobacco User/Non-Tobacco User	52	676.45	693.36
16322PA0040006	Rating Area 4	Tobacco User/Non-Tobacco User	53	706.94	724.62
16322PA0040006	Rating Area 4	Tobacco User/Non-Tobacco User	54	739.86	758.36
16322PA0040006	Rating Area 4	Tobacco User/Non-Tobacco User	55	772.78	792.10
16322PA0040006	Rating Area 4	Tobacco User/Non-Tobacco User	56	808.48	828.69
16322PA0040006	Rating Area 4	Tobacco User/Non-Tobacco User	57	844.52	865.63
16322PA0040006	Rating Area 4	Tobacco User/Non-Tobacco User	58	882.98	905.06
16322PA0040006	Rating Area 4	Tobacco User/Non-Tobacco User	59	902.04	924.59
16322PA0040006	Rating Area 4	Tobacco User/Non-Tobacco User	60	940.51	964.02
16322PA0040006	Rating Area 4	Tobacco User/Non-Tobacco User	61	973.78	998.12
16322PA0040006	Rating Area 4	Tobacco User/Non-Tobacco User	62	995.61	1020.50
16322PA0040006	Rating Area 4	Tobacco User/Non-Tobacco User	63	1022.99	1048.56
16322PA0040006	Rating Area 4	Tobacco User/Non-Tobacco User	64 and over	1039.62	1065.61
16322PA0040006	Rating Area 5	Tobacco User/Non-Tobacco User	0-14	265.10	265.10
16322PA0040006	Rating Area 5	Tobacco User/Non-Tobacco User	15	288.67	288.67
16322PA0040006	Rating Area 5	Tobacco User/Non-Tobacco User	16	297.68	297.68
16322PA0040006	Rating Area 5	Tobacco User/Non-Tobacco User	17	306.69	306.69
16322PA0040006	Rating Area 5	Tobacco User/Non-Tobacco User	18	316.39	324.30
16322PA0040006	Rating Area 5	Tobacco User/Non-Tobacco User	19	326.09	334.25
16322PA0040006	Rating Area 5	Tobacco User/Non-Tobacco User	20	336.14	344.55
16322PA0040006	Rating Area 5	Tobacco User/Non-Tobacco User	21	346.54	355.20
16322PA0040006	Rating Area 5	Tobacco User/Non-Tobacco User	22	346.54	355.20
16322PA0040006	Rating Area 5	Tobacco User/Non-Tobacco User	23	346.54	355.20
16322PA0040006	Rating Area 5	Tobacco User/Non-Tobacco User	24	346.54	355.20
16322PA0040006	Rating Area 5	Tobacco User/Non-Tobacco User	25	347.93	356.62
16322PA0040006	Rating Area 5	Tobacco User/Non-Tobacco User	26	354.86	363.73
16322PA0040006	Rating Area 5	Tobacco User/Non-Tobacco User	27	363.17	372.25
16322PA0040006	Rating Area 5	Tobacco User/Non-Tobacco User	28	376.69	386.11
16322PA0040006	Rating Area 5	Tobacco User/Non-Tobacco User	29	387.78	397.47
16322PA0040006	Rating Area 5	Tobacco User/Non-Tobacco User	30	393.32	403.16
16322PA0040006	Rating Area 5	Tobacco User/Non-Tobacco User	31	401.64	411.68
16322PA0040006	Rating Area 5	Tobacco User/Non-Tobacco User	32	409.96	420.21
16322PA0040006	Rating Area 5	Tobacco User/Non-Tobacco User	33	415.15	425.53
16322PA0040006	Rating Area 5	Tobacco User/Non-Tobacco User	34	420.70	431.22
16322PA0040006	Rating Area 5	Tobacco User/Non-Tobacco User	35	423.47	434.06
16322PA0040006	Rating Area 5	Tobacco User/Non-Tobacco User	36	426.24	436.90
16322PA0040006	Rating Area 5	Tobacco User/Non-Tobacco User	37	429.02	439.74
16322PA0040006	Rating Area 5	Tobacco User/Non-Tobacco User	38	431.79	442.58
16322PA0040006	Rating Area 5	Tobacco User/Non-Tobacco User	39	437.33	448.27
16322PA0040006	Rating Area 5	Tobacco User/Non-Tobacco User	40	442.88	453.95
16322PA0040006	Rating Area 5	Tobacco User/Non-Tobacco User	41	451.20	462.47
16322PA0040006	Rating Area 5	Tobacco User/Non-Tobacco User	42	459.17	470.64
16322PA0040006	Rating Area 5	Tobacco User/Non-Tobacco User	43	470.25	482.01
16322PA0040006	Rating Area 5	Tobacco User/Non-Tobacco User	44	484.12	496.22
16322PA0040006	Rating Area 5	Tobacco User/Non-Tobacco User	45	500.40	512.91
16322PA0040006	Rating Area 5	Tobacco User/Non-Tobacco User	46	519.81	532.81
16322PA0040006	Rating Area 5	Tobacco User/Non-Tobacco User	47	541.64	555.18
16322PA0040006	Rating Area 5	Tobacco User/Non-Tobacco User	48	566.59	580.76
16322PA0040006	Rating Area 5	Tobacco User/Non-Tobacco User	49	591.20	605.98
16322PA0040006	Rating Area 5	Tobacco User/Non-Tobacco User	50	618.92	634.39
16322PA0040006	Rating Area 5	Tobacco User/Non-Tobacco User	51	646.30	662.45

16322PA0040006	Rating Area 5	Tobacco User/Non-Tobacco User	52	676.45	693.36
16322PA0040006	Rating Area 5	Tobacco User/Non-Tobacco User	53	706.94	724.62
16322PA0040006	Rating Area 5	Tobacco User/Non-Tobacco User	54	739.86	758.36
16322PA0040006	Rating Area 5	Tobacco User/Non-Tobacco User	55	772.78	792.10
16322PA0040006	Rating Area 5	Tobacco User/Non-Tobacco User	56	808.48	828.69
16322PA0040006	Rating Area 5	Tobacco User/Non-Tobacco User	57	844.52	865.63
16322PA0040006	Rating Area 5	Tobacco User/Non-Tobacco User	58	882.98	905.06
16322PA0040006	Rating Area 5	Tobacco User/Non-Tobacco User	59	902.04	924.59
16322PA0040006	Rating Area 5	Tobacco User/Non-Tobacco User	60	940.51	964.02
16322PA0040006	Rating Area 5	Tobacco User/Non-Tobacco User	61	973.78	998.12
16322PA0040006	Rating Area 5	Tobacco User/Non-Tobacco User	62	995.61	1020.50
16322PA0040006	Rating Area 5	Tobacco User/Non-Tobacco User	63	1022.99	1048.56
16322PA0040006	Rating Area 5	Tobacco User/Non-Tobacco User	64 and over	1039.62	1065.61
16322PA0040006	Rating Area 6	Tobacco User/Non-Tobacco User	0-14	357.05	357.05
16322PA0040006	Rating Area 6	Tobacco User/Non-Tobacco User	15	388.79	388.79
16322PA0040006	Rating Area 6	Tobacco User/Non-Tobacco User	16	400.92	400.92
16322PA0040006	Rating Area 6	Tobacco User/Non-Tobacco User	17	413.06	413.06
16322PA0040006	Rating Area 6	Tobacco User/Non-Tobacco User	18	426.12	436.78
16322PA0040006	Rating Area 6	Tobacco User/Non-Tobacco User	19	439.19	450.17
16322PA0040006	Rating Area 6	Tobacco User/Non-Tobacco User	20	452.73	464.05
16322PA0040006	Rating Area 6	Tobacco User/Non-Tobacco User	21	466.73	478.40
16322PA0040006	Rating Area 6	Tobacco User/Non-Tobacco User	22	466.73	478.40
16322PA0040006	Rating Area 6	Tobacco User/Non-Tobacco User	23	466.73	478.40
16322PA0040006	Rating Area 6	Tobacco User/Non-Tobacco User	24	466.73	478.40
16322PA0040006	Rating Area 6	Tobacco User/Non-Tobacco User	25	468.60	480.31
16322PA0040006	Rating Area 6	Tobacco User/Non-Tobacco User	26	477.93	489.88
16322PA0040006	Rating Area 6	Tobacco User/Non-Tobacco User	27	489.13	501.36
16322PA0040006	Rating Area 6	Tobacco User/Non-Tobacco User	28	507.34	520.02
16322PA0040006	Rating Area 6	Tobacco User/Non-Tobacco User	29	522.27	535.33
16322PA0040006	Rating Area 6	Tobacco User/Non-Tobacco User	30	529.74	542.98
16322PA0040006	Rating Area 6	Tobacco User/Non-Tobacco User	31	540.94	554.46
16322PA0040006	Rating Area 6	Tobacco User/Non-Tobacco User	32	552.14	565.95
16322PA0040006	Rating Area 6	Tobacco User/Non-Tobacco User	33	559.14	573.12
16322PA0040006	Rating Area 6	Tobacco User/Non-Tobacco User	34	566.61	580.78
16322PA0040006	Rating Area 6	Tobacco User/Non-Tobacco User	35	570.34	584.60
16322PA0040006	Rating Area 6	Tobacco User/Non-Tobacco User	36	574.08	588.43
16322PA0040006	Rating Area 6	Tobacco User/Non-Tobacco User	37	577.81	592.26
16322PA0040006	Rating Area 6	Tobacco User/Non-Tobacco User	38	581.55	596.08
16322PA0040006	Rating Area 6	Tobacco User/Non-Tobacco User	39	589.01	603.74
16322PA0040006	Rating Area 6	Tobacco User/Non-Tobacco User	40	596.48	611.39
16322PA0040006	Rating Area 6	Tobacco User/Non-Tobacco User	41	607.68	622.87
16322PA0040006	Rating Area 6	Tobacco User/Non-Tobacco User	42	618.42	633.88
16322PA0040006	Rating Area 6	Tobacco User/Non-Tobacco User	43	633.35	649.19
16322PA0040006	Rating Area 6	Tobacco User/Non-Tobacco User	44	652.02	668.32
16322PA0040006	Rating Area 6	Tobacco User/Non-Tobacco User	45	673.96	690.81
16322PA0040006	Rating Area 6	Tobacco User/Non-Tobacco User	46	700.10	717.60
16322PA0040006	Rating Area 6	Tobacco User/Non-Tobacco User	47	729.50	747.74
16322PA0040006	Rating Area 6	Tobacco User/Non-Tobacco User	48	763.10	782.18
16322PA0040006	Rating Area 6	Tobacco User/Non-Tobacco User	49	796.24	816.15
16322PA0040006	Rating Area 6	Tobacco User/Non-Tobacco User	50	833.58	854.42
16322PA0040006	Rating Area 6	Tobacco User/Non-Tobacco User	51	870.45	892.21
16322PA0040006	Rating Area 6	Tobacco User/Non-Tobacco User	52	911.06	933.83
16322PA0040006	Rating Area 6	Tobacco User/Non-Tobacco User	53	952.13	975.93
16322PA0040006	Rating Area 6	Tobacco User/Non-Tobacco User	54	996.47	1021.38
16322PA0040006	Rating Area 6	Tobacco User/Non-Tobacco User	55	1040.81	1066.83
16322PA0040006	Rating Area 6	Tobacco User/Non-Tobacco User	56	1088.88	1116.10
16322PA0040006	Rating Area 6	Tobacco User/Non-Tobacco User	57	1137.42	1165.86
16322PA0040006	Rating Area 6	Tobacco User/Non-Tobacco User	58	1189.23	1218.96
16322PA0040006	Rating Area 6	Tobacco User/Non-Tobacco User	59	1214.90	1245.27
16322PA0040006	Rating Area 6	Tobacco User/Non-Tobacco User	60	1266.71	1298.37
16322PA0040006	Rating Area 6	Tobacco User/Non-Tobacco User	61	1311.51	1344.30
16322PA0040006	Rating Area 6	Tobacco User/Non-Tobacco User	62	1340.92	1374.44
16322PA0040006	Rating Area 6	Tobacco User/Non-Tobacco User	63	1377.79	1412.23
16322PA0040006	Rating Area 6	Tobacco User/Non-Tobacco User	64 and over	1400.19	1435.19
16322PA0040007	Rating Area 1	Tobacco User/Non-Tobacco User	0-14	257.47	257.47
16322PA0040007	Rating Area 1	Tobacco User/Non-Tobacco User	15	280.35	280.35
16322PA0040007	Rating Area 1	Tobacco User/Non-Tobacco User	16	289.11	289.11
16322PA0040007	Rating Area 1	Tobacco User/Non-Tobacco User	17	297.86	297.86
16322PA0040007	Rating Area 1	Tobacco User/Non-Tobacco User	18	307.28	314.96
16322PA0040007	Rating Area 1	Tobacco User/Non-Tobacco User	19	316.70	324.62
16322PA0040007	Rating Area 1	Tobacco User/Non-Tobacco User	20	326.46	334.62
16322PA0040007	Rating Area 1	Tobacco User/Non-Tobacco User	21	336.56	344.97
16322PA0040007	Rating Area 1	Tobacco User/Non-Tobacco User	22	336.56	344.97
16322PA0040007	Rating Area 1	Tobacco User/Non-Tobacco User	23	336.56	344.97
16322PA0040007	Rating Area 1	Tobacco User/Non-Tobacco User	24	336.56	344.97
16322PA0040007	Rating Area 1	Tobacco User/Non-Tobacco User	25	337.91	346.35
16322PA0040007	Rating Area 1	Tobacco User/Non-Tobacco User	26	344.64	353.25
16322PA0040007	Rating Area 1	Tobacco User/Non-Tobacco User	27	352.71	361.63
16322PA0040007	Rating Area 1	Tobacco User/Non-Tobacco User	28	365.84	374.99
16322PA0040007	Rating Area 1	Tobacco User/Non-Tobacco User	29	376.61	386.03
16322PA0040007	Rating Area 1	Tobacco User/Non-Tobacco User	30	382.00	391.55
16322PA0040007	Rating Area 1	Tobacco User/Non-Tobacco User	31	390.07	399.82
16322PA0040007	Rating Area 1	Tobacco User/Non-Tobacco User	32	398.15	408.10
16322PA0040007	Rating Area 1	Tobacco User/Non-Tobacco User	33	403.20	413.28
16322PA0040007	Rating Area 1	Tobacco User/Non-Tobacco User	34	408.58	418.80
16322PA0040007	Rating Area 1	Tobacco User/Non-Tobacco User	35	411.28	421.56
16322PA0040007	Rating Area 1	Tobacco User/Non-Tobacco User	36	413.97	424.32
16322PA0040007	Rating Area 1	Tobacco User/Non-Tobacco User	37	416.66	427.08
16322PA0040007	Rating Area 1	Tobacco User/Non-Tobacco User	38	419.35	429.84
16322PA0040007	Rating Area 1	Tobacco User/Non-Tobacco User	39	424.74	435.36
16322PA0040007	Rating Area 1	Tobacco User/Non-Tobacco User	40	430.12	440.88
16322PA0040007	Rating Area 1	Tobacco User/Non-Tobacco User	41	438.20	449.16
16322PA0040007	Rating Area 1	Tobacco User/Non-Tobacco User	42	445.94	457.09
16322PA0040007	Rating Area 1	Tobacco User/Non-Tobacco User	43	456.71	468.13
16322PA0040007	Rating Area 1	Tobacco User/Non-Tobacco User	44	470.17	481.93
16322PA0040007	Rating Area 1	Tobacco User/Non-Tobacco User	45	485.99	498.14
16322PA0040007	Rating Area 1	Tobacco User/Non-Tobacco User	46	504.84	517.46
16322PA0040007	Rating Area 1	Tobacco User/Non-Tobacco User	47	526.04	539.19
16322PA0040007	Rating Area 1	Tobacco User/Non-Tobacco User	48	560.28	564.03
16322PA0040007	Rating Area 1	Tobacco User/Non-Tobacco User	49	574.17	588.53
16322PA0040007	Rating Area 1	Tobacco User/Non-Tobacco User	50	601.10	616.12
16322PA0040007	Rating Area 1	Tobacco User/Non-Tobacco User	51	627.68	643.38
16322PA0040007	Rating Area 1	Tobacco User/Non-Tobacco User	52	656.97	673.39
16322PA0040007	Rating Area 1	Tobacco User/Non-Tobacco User	53	686.58	703.75
16322PA0040007	Rating Area 1	Tobacco User/Non-Tobacco User	54	718.56	736.52

16322PA0040007	Rating Area 1	Tobacco User/Non-Tobacco User	55	750.53	769.29
16322PA0040007	Rating Area 1	Tobacco User/Non-Tobacco User	56	785.19	804.82
16322PA0040007	Rating Area 1	Tobacco User/Non-Tobacco User	57	820.20	840.70
16322PA0040007	Rating Area 1	Tobacco User/Non-Tobacco User	58	857.55	878.99
16322PA0040007	Rating Area 1	Tobacco User/Non-Tobacco User	59	876.07	897.97
16322PA0040007	Rating Area 1	Tobacco User/Non-Tobacco User	60	913.42	936.26
16322PA0040007	Rating Area 1	Tobacco User/Non-Tobacco User	61	945.73	969.38
16322PA0040007	Rating Area 1	Tobacco User/Non-Tobacco User	62	966.94	991.11
16322PA0040007	Rating Area 1	Tobacco User/Non-Tobacco User	63	993.53	1018.36
16322PA0040007	Rating Area 1	Tobacco User/Non-Tobacco User	64 and over	1009.68	1034.92
16322PA0040007	Rating Area 2	Tobacco User/Non-Tobacco User	0-14	257.47	257.47
16322PA0040007	Rating Area 2	Tobacco User/Non-Tobacco User	15	280.35	280.35
16322PA0040007	Rating Area 2	Tobacco User/Non-Tobacco User	16	289.11	289.11
16322PA0040007	Rating Area 2	Tobacco User/Non-Tobacco User	17	297.86	297.86
16322PA0040007	Rating Area 2	Tobacco User/Non-Tobacco User	18	307.28	314.96
16322PA0040007	Rating Area 2	Tobacco User/Non-Tobacco User	19	316.70	324.62
16322PA0040007	Rating Area 2	Tobacco User/Non-Tobacco User	20	326.46	334.62
16322PA0040007	Rating Area 2	Tobacco User/Non-Tobacco User	21	336.56	344.97
16322PA0040007	Rating Area 2	Tobacco User/Non-Tobacco User	22	336.56	344.97
16322PA0040007	Rating Area 2	Tobacco User/Non-Tobacco User	23	336.56	344.97
16322PA0040007	Rating Area 2	Tobacco User/Non-Tobacco User	24	336.56	344.97
16322PA0040007	Rating Area 2	Tobacco User/Non-Tobacco User	25	337.91	346.35
16322PA0040007	Rating Area 2	Tobacco User/Non-Tobacco User	26	344.64	353.25
16322PA0040007	Rating Area 2	Tobacco User/Non-Tobacco User	27	352.71	361.53
16322PA0040007	Rating Area 2	Tobacco User/Non-Tobacco User	28	365.84	374.99
16322PA0040007	Rating Area 2	Tobacco User/Non-Tobacco User	29	376.61	386.03
16322PA0040007	Rating Area 2	Tobacco User/Non-Tobacco User	30	382.00	391.55
16322PA0040007	Rating Area 2	Tobacco User/Non-Tobacco User	31	390.07	399.82
16322PA0040007	Rating Area 2	Tobacco User/Non-Tobacco User	32	398.15	408.10
16322PA0040007	Rating Area 2	Tobacco User/Non-Tobacco User	33	403.20	413.28
16322PA0040007	Rating Area 2	Tobacco User/Non-Tobacco User	34	408.58	418.80
16322PA0040007	Rating Area 2	Tobacco User/Non-Tobacco User	35	411.28	421.56
16322PA0040007	Rating Area 2	Tobacco User/Non-Tobacco User	36	413.97	424.32
16322PA0040007	Rating Area 2	Tobacco User/Non-Tobacco User	37	416.66	427.08
16322PA0040007	Rating Area 2	Tobacco User/Non-Tobacco User	38	419.35	429.84
16322PA0040007	Rating Area 2	Tobacco User/Non-Tobacco User	39	424.74	435.36
16322PA0040007	Rating Area 2	Tobacco User/Non-Tobacco User	40	430.12	440.88
16322PA0040007	Rating Area 2	Tobacco User/Non-Tobacco User	41	438.20	449.16
16322PA0040007	Rating Area 2	Tobacco User/Non-Tobacco User	42	445.94	457.09
16322PA0040007	Rating Area 2	Tobacco User/Non-Tobacco User	43	456.71	468.13
16322PA0040007	Rating Area 2	Tobacco User/Non-Tobacco User	44	470.17	481.93
16322PA0040007	Rating Area 2	Tobacco User/Non-Tobacco User	45	485.99	498.14
16322PA0040007	Rating Area 2	Tobacco User/Non-Tobacco User	46	504.84	517.46
16322PA0040007	Rating Area 2	Tobacco User/Non-Tobacco User	47	526.04	539.19
16322PA0040007	Rating Area 2	Tobacco User/Non-Tobacco User	48	550.28	564.03
16322PA0040007	Rating Area 2	Tobacco User/Non-Tobacco User	49	574.17	588.53
16322PA0040007	Rating Area 2	Tobacco User/Non-Tobacco User	50	601.10	616.12
16322PA0040007	Rating Area 2	Tobacco User/Non-Tobacco User	51	627.68	643.38
16322PA0040007	Rating Area 2	Tobacco User/Non-Tobacco User	52	656.97	673.39
16322PA0040007	Rating Area 2	Tobacco User/Non-Tobacco User	53	686.58	703.75
16322PA0040007	Rating Area 2	Tobacco User/Non-Tobacco User	54	718.56	736.52
16322PA0040007	Rating Area 2	Tobacco User/Non-Tobacco User	55	750.53	769.29
16322PA0040007	Rating Area 2	Tobacco User/Non-Tobacco User	56	785.19	804.82
16322PA0040007	Rating Area 2	Tobacco User/Non-Tobacco User	57	820.20	840.70
16322PA0040007	Rating Area 2	Tobacco User/Non-Tobacco User	58	857.55	878.99
16322PA0040007	Rating Area 2	Tobacco User/Non-Tobacco User	59	876.07	897.97
16322PA0040007	Rating Area 2	Tobacco User/Non-Tobacco User	60	913.42	936.26
16322PA0040007	Rating Area 2	Tobacco User/Non-Tobacco User	61	945.73	969.38
16322PA0040007	Rating Area 2	Tobacco User/Non-Tobacco User	62	966.94	991.11
16322PA0040007	Rating Area 2	Tobacco User/Non-Tobacco User	63	993.53	1018.36
16322PA0040007	Rating Area 2	Tobacco User/Non-Tobacco User	64 and over	1009.68	1034.92
16322PA0040007	Rating Area 4	Tobacco User/Non-Tobacco User	0-14	257.47	257.47
16322PA0040007	Rating Area 4	Tobacco User/Non-Tobacco User	15	280.35	280.35
16322PA0040007	Rating Area 4	Tobacco User/Non-Tobacco User	16	289.11	289.11
16322PA0040007	Rating Area 4	Tobacco User/Non-Tobacco User	17	297.86	297.86
16322PA0040007	Rating Area 4	Tobacco User/Non-Tobacco User	18	307.28	314.96
16322PA0040007	Rating Area 4	Tobacco User/Non-Tobacco User	19	316.70	324.62
16322PA0040007	Rating Area 4	Tobacco User/Non-Tobacco User	20	326.46	334.62
16322PA0040007	Rating Area 4	Tobacco User/Non-Tobacco User	21	336.56	344.97
16322PA0040007	Rating Area 4	Tobacco User/Non-Tobacco User	22	336.56	344.97
16322PA0040007	Rating Area 4	Tobacco User/Non-Tobacco User	23	336.56	344.97
16322PA0040007	Rating Area 4	Tobacco User/Non-Tobacco User	24	336.56	344.97
16322PA0040007	Rating Area 4	Tobacco User/Non-Tobacco User	25	337.91	346.35
16322PA0040007	Rating Area 4	Tobacco User/Non-Tobacco User	26	344.64	353.25
16322PA0040007	Rating Area 4	Tobacco User/Non-Tobacco User	27	352.71	361.53
16322PA0040007	Rating Area 4	Tobacco User/Non-Tobacco User	28	365.84	374.99
16322PA0040007	Rating Area 4	Tobacco User/Non-Tobacco User	29	376.61	386.03
16322PA0040007	Rating Area 4	Tobacco User/Non-Tobacco User	30	382.00	391.55
16322PA0040007	Rating Area 4	Tobacco User/Non-Tobacco User	31	390.07	399.82
16322PA0040007	Rating Area 4	Tobacco User/Non-Tobacco User	32	398.15	408.10
16322PA0040007	Rating Area 4	Tobacco User/Non-Tobacco User	33	403.20	413.28
16322PA0040007	Rating Area 4	Tobacco User/Non-Tobacco User	34	408.58	418.80
16322PA0040007	Rating Area 4	Tobacco User/Non-Tobacco User	35	411.28	421.56
16322PA0040007	Rating Area 4	Tobacco User/Non-Tobacco User	36	413.97	424.32
16322PA0040007	Rating Area 4	Tobacco User/Non-Tobacco User	37	416.66	427.08
16322PA0040007	Rating Area 4	Tobacco User/Non-Tobacco User	38	419.35	429.84
16322PA0040007	Rating Area 4	Tobacco User/Non-Tobacco User	39	424.74	435.36
16322PA0040007	Rating Area 4	Tobacco User/Non-Tobacco User	40	430.12	440.88
16322PA0040007	Rating Area 4	Tobacco User/Non-Tobacco User	41	438.20	449.16
16322PA0040007	Rating Area 4	Tobacco User/Non-Tobacco User	42	445.94	457.09
16322PA0040007	Rating Area 4	Tobacco User/Non-Tobacco User	43	456.71	468.13
16322PA0040007	Rating Area 4	Tobacco User/Non-Tobacco User	44	470.17	481.93
16322PA0040007	Rating Area 4	Tobacco User/Non-Tobacco User	45	485.99	498.14
16322PA0040007	Rating Area 4	Tobacco User/Non-Tobacco User	46	504.84	517.46
16322PA0040007	Rating Area 4	Tobacco User/Non-Tobacco User	47	526.04	539.19
16322PA0040007	Rating Area 4	Tobacco User/Non-Tobacco User	48	550.28	564.03
16322PA0040007	Rating Area 4	Tobacco User/Non-Tobacco User	49	574.17	588.53
16322PA0040007	Rating Area 4	Tobacco User/Non-Tobacco User	50	601.10	616.12
16322PA0040007	Rating Area 4	Tobacco User/Non-Tobacco User	51	627.68	643.38
16322PA0040007	Rating Area 4	Tobacco User/Non-Tobacco User	52	656.97	673.39
16322PA0040007	Rating Area 4	Tobacco User/Non-Tobacco User	53	686.58	703.75
16322PA0040007	Rating Area 4	Tobacco User/Non-Tobacco User	54	718.56	736.52
16322PA0040007	Rating Area 4	Tobacco User/Non-Tobacco User	55	750.53	769.29
16322PA0040007	Rating Area 4	Tobacco User/Non-Tobacco User	56	785.19	804.82
16322PA0040007	Rating Area 4	Tobacco User/Non-Tobacco User	57	820.20	840.70

16322PA0040007	Rating Area 4	Tobacco User/Non-Tobacco User	58	857.55	878.99
16322PA0040007	Rating Area 4	Tobacco User/Non-Tobacco User	59	876.07	897.97
16322PA0040007	Rating Area 4	Tobacco User/Non-Tobacco User	60	913.42	936.26
16322PA0040007	Rating Area 4	Tobacco User/Non-Tobacco User	61	945.73	969.38
16322PA0040007	Rating Area 4	Tobacco User/Non-Tobacco User	62	966.94	991.11
16322PA0040007	Rating Area 4	Tobacco User/Non-Tobacco User	63	993.53	1018.36
16322PA0040007	Rating Area 4	Tobacco User/Non-Tobacco User	64 and over	1009.68	1034.92
16322PA0040007	Rating Area 5	Tobacco User/Non-Tobacco User	0-14	257.47	257.47
16322PA0040007	Rating Area 5	Tobacco User/Non-Tobacco User	15	280.35	280.35
16322PA0040007	Rating Area 5	Tobacco User/Non-Tobacco User	16	289.11	289.11
16322PA0040007	Rating Area 5	Tobacco User/Non-Tobacco User	17	297.86	297.86
16322PA0040007	Rating Area 5	Tobacco User/Non-Tobacco User	18	307.28	314.96
16322PA0040007	Rating Area 5	Tobacco User/Non-Tobacco User	19	316.70	324.62
16322PA0040007	Rating Area 5	Tobacco User/Non-Tobacco User	20	326.46	334.62
16322PA0040007	Rating Area 5	Tobacco User/Non-Tobacco User	21	336.56	344.97
16322PA0040007	Rating Area 5	Tobacco User/Non-Tobacco User	22	336.56	344.97
16322PA0040007	Rating Area 5	Tobacco User/Non-Tobacco User	23	336.56	344.97
16322PA0040007	Rating Area 5	Tobacco User/Non-Tobacco User	24	336.56	344.97
16322PA0040007	Rating Area 5	Tobacco User/Non-Tobacco User	25	337.91	346.35
16322PA0040007	Rating Area 5	Tobacco User/Non-Tobacco User	26	344.64	353.25
16322PA0040007	Rating Area 5	Tobacco User/Non-Tobacco User	27	352.71	361.53
16322PA0040007	Rating Area 5	Tobacco User/Non-Tobacco User	28	365.84	374.99
16322PA0040007	Rating Area 5	Tobacco User/Non-Tobacco User	29	376.61	386.03
16322PA0040007	Rating Area 5	Tobacco User/Non-Tobacco User	30	382.00	391.55
16322PA0040007	Rating Area 5	Tobacco User/Non-Tobacco User	31	390.07	399.82
16322PA0040007	Rating Area 5	Tobacco User/Non-Tobacco User	32	398.15	408.10
16322PA0040007	Rating Area 5	Tobacco User/Non-Tobacco User	33	403.20	413.28
16322PA0040007	Rating Area 5	Tobacco User/Non-Tobacco User	34	408.58	418.80
16322PA0040007	Rating Area 5	Tobacco User/Non-Tobacco User	35	411.28	421.56
16322PA0040007	Rating Area 5	Tobacco User/Non-Tobacco User	36	413.97	424.32
16322PA0040007	Rating Area 5	Tobacco User/Non-Tobacco User	37	416.66	427.08
16322PA0040007	Rating Area 5	Tobacco User/Non-Tobacco User	38	419.35	429.84
16322PA0040007	Rating Area 5	Tobacco User/Non-Tobacco User	39	424.74	435.36
16322PA0040007	Rating Area 5	Tobacco User/Non-Tobacco User	40	430.12	440.88
16322PA0040007	Rating Area 5	Tobacco User/Non-Tobacco User	41	438.20	449.16
16322PA0040007	Rating Area 5	Tobacco User/Non-Tobacco User	42	445.94	457.09
16322PA0040007	Rating Area 5	Tobacco User/Non-Tobacco User	43	456.71	468.13
16322PA0040007	Rating Area 5	Tobacco User/Non-Tobacco User	44	470.17	481.93
16322PA0040007	Rating Area 5	Tobacco User/Non-Tobacco User	45	485.99	498.14
16322PA0040007	Rating Area 5	Tobacco User/Non-Tobacco User	46	504.84	517.46
16322PA0040007	Rating Area 5	Tobacco User/Non-Tobacco User	47	526.04	539.19
16322PA0040007	Rating Area 5	Tobacco User/Non-Tobacco User	48	550.28	564.03
16322PA0040007	Rating Area 5	Tobacco User/Non-Tobacco User	49	574.17	588.53
16322PA0040007	Rating Area 5	Tobacco User/Non-Tobacco User	50	601.10	616.12
16322PA0040007	Rating Area 5	Tobacco User/Non-Tobacco User	51	627.68	643.38
16322PA0040007	Rating Area 5	Tobacco User/Non-Tobacco User	52	656.97	673.39
16322PA0040007	Rating Area 5	Tobacco User/Non-Tobacco User	53	686.58	703.75
16322PA0040007	Rating Area 5	Tobacco User/Non-Tobacco User	54	718.56	736.52
16322PA0040007	Rating Area 5	Tobacco User/Non-Tobacco User	55	760.53	769.29
16322PA0040007	Rating Area 5	Tobacco User/Non-Tobacco User	56	785.19	804.82
16322PA0040007	Rating Area 5	Tobacco User/Non-Tobacco User	57	820.20	840.70
16322PA0040007	Rating Area 5	Tobacco User/Non-Tobacco User	58	857.55	878.99
16322PA0040007	Rating Area 5	Tobacco User/Non-Tobacco User	59	876.07	897.97
16322PA0040007	Rating Area 5	Tobacco User/Non-Tobacco User	60	913.42	936.26
16322PA0040007	Rating Area 5	Tobacco User/Non-Tobacco User	61	945.73	969.38
16322PA0040007	Rating Area 5	Tobacco User/Non-Tobacco User	62	966.94	991.11
16322PA0040007	Rating Area 5	Tobacco User/Non-Tobacco User	63	993.53	1018.36
16322PA0040007	Rating Area 5	Tobacco User/Non-Tobacco User	64 and over	1009.68	1034.92
16322PA0040007	Rating Area 6	Tobacco User/Non-Tobacco User	0-14	346.77	346.77
16322PA0040007	Rating Area 6	Tobacco User/Non-Tobacco User	15	377.59	377.59
16322PA0040007	Rating Area 6	Tobacco User/Non-Tobacco User	16	389.38	389.38
16322PA0040007	Rating Area 6	Tobacco User/Non-Tobacco User	17	401.16	401.16
16322PA0040007	Rating Area 6	Tobacco User/Non-Tobacco User	18	413.85	424.20
16322PA0040007	Rating Area 6	Tobacco User/Non-Tobacco User	19	426.55	437.21
16322PA0040007	Rating Area 6	Tobacco User/Non-Tobacco User	20	439.69	450.68
16322PA0040007	Rating Area 6	Tobacco User/Non-Tobacco User	21	453.29	464.62
16322PA0040007	Rating Area 6	Tobacco User/Non-Tobacco User	22	453.29	464.62
16322PA0040007	Rating Area 6	Tobacco User/Non-Tobacco User	23	453.29	464.62
16322PA0040007	Rating Area 6	Tobacco User/Non-Tobacco User	24	453.29	464.62
16322PA0040007	Rating Area 6	Tobacco User/Non-Tobacco User	25	455.10	466.48
16322PA0040007	Rating Area 6	Tobacco User/Non-Tobacco User	26	464.17	475.77
16322PA0040007	Rating Area 6	Tobacco User/Non-Tobacco User	27	475.05	486.92
16322PA0040007	Rating Area 6	Tobacco User/Non-Tobacco User	28	492.73	505.04
16322PA0040007	Rating Area 6	Tobacco User/Non-Tobacco User	29	507.23	519.91
16322PA0040007	Rating Area 6	Tobacco User/Non-Tobacco User	30	514.48	527.35
16322PA0040007	Rating Area 6	Tobacco User/Non-Tobacco User	31	525.36	538.50
16322PA0040007	Rating Area 6	Tobacco User/Non-Tobacco User	32	536.24	549.65
16322PA0040007	Rating Area 6	Tobacco User/Non-Tobacco User	33	543.04	556.62
16322PA0040007	Rating Area 6	Tobacco User/Non-Tobacco User	34	550.29	564.05
16322PA0040007	Rating Area 6	Tobacco User/Non-Tobacco User	35	553.92	567.77
16322PA0040007	Rating Area 6	Tobacco User/Non-Tobacco User	36	557.55	571.49
16322PA0040007	Rating Area 6	Tobacco User/Non-Tobacco User	37	561.17	575.20
16322PA0040007	Rating Area 6	Tobacco User/Non-Tobacco User	38	564.80	578.92
16322PA0040007	Rating Area 6	Tobacco User/Non-Tobacco User	39	572.05	586.35
16322PA0040007	Rating Area 6	Tobacco User/Non-Tobacco User	40	579.30	593.79
16322PA0040007	Rating Area 6	Tobacco User/Non-Tobacco User	41	590.18	604.94
16322PA0040007	Rating Area 6	Tobacco User/Non-Tobacco User	42	600.61	615.62
16322PA0040007	Rating Area 6	Tobacco User/Non-Tobacco User	43	615.11	630.49
16322PA0040007	Rating Area 6	Tobacco User/Non-Tobacco User	44	633.25	649.08
16322PA0040007	Rating Area 6	Tobacco User/Non-Tobacco User	45	654.55	670.91
16322PA0040007	Rating Area 6	Tobacco User/Non-Tobacco User	46	679.94	696.93
16322PA0040007	Rating Area 6	Tobacco User/Non-Tobacco User	47	708.49	726.20
16322PA0040007	Rating Area 6	Tobacco User/Non-Tobacco User	48	741.13	759.66
16322PA0040007	Rating Area 6	Tobacco User/Non-Tobacco User	49	773.31	792.65
16322PA0040007	Rating Area 6	Tobacco User/Non-Tobacco User	50	809.58	829.82
16322PA0040007	Rating Area 6	Tobacco User/Non-Tobacco User	51	845.39	866.52
16322PA0040007	Rating Area 6	Tobacco User/Non-Tobacco User	52	884.82	906.94
16322PA0040007	Rating Area 6	Tobacco User/Non-Tobacco User	53	924.71	947.83
16322PA0040007	Rating Area 6	Tobacco User/Non-Tobacco User	54	967.77	991.97
16322PA0040007	Rating Area 6	Tobacco User/Non-Tobacco User	55	1010.84	1036.11
16322PA0040007	Rating Area 6	Tobacco User/Non-Tobacco User	56	1057.53	1083.96
16322PA0040007	Rating Area 6	Tobacco User/Non-Tobacco User	57	1104.67	1132.28
16322PA0040007	Rating Area 6	Tobacco User/Non-Tobacco User	58	1154.98	1183.86
16322PA0040007	Rating Area 6	Tobacco User/Non-Tobacco User	59	1179.91	1209.41
16322PA0040007	Rating Area 6	Tobacco User/Non-Tobacco User	60	1230.23	1260.98

16322PA0040007	Rating Area 6	Tobacco User/Non-Tobacco User	61	1273.74	1305.59
16322PA0040007	Rating Area 6	Tobacco User/Non-Tobacco User	62	1302.30	1334.86
16322PA0040007	Rating Area 6	Tobacco User/Non-Tobacco User	63	1338.11	1371.56
16322PA0040007	Rating Area 6	Tobacco User/Non-Tobacco User	64 and over	1359.87	1393.87
16322PA0040008	Rating Area 1	Tobacco User/Non-Tobacco User	0-14	262.60	262.60
16322PA0040008	Rating Area 1	Tobacco User/Non-Tobacco User	15	285.94	285.94
16322PA0040008	Rating Area 1	Tobacco User/Non-Tobacco User	16	294.87	294.87
16322PA0040008	Rating Area 1	Tobacco User/Non-Tobacco User	17	303.79	303.79
16322PA0040008	Rating Area 1	Tobacco User/Non-Tobacco User	18	313.41	321.24
16322PA0040008	Rating Area 1	Tobacco User/Non-Tobacco User	19	323.02	331.09
16322PA0040008	Rating Area 1	Tobacco User/Non-Tobacco User	20	332.97	341.30
16322PA0040008	Rating Area 1	Tobacco User/Non-Tobacco User	21	343.27	351.85
16322PA0040008	Rating Area 1	Tobacco User/Non-Tobacco User	22	343.27	351.85
16322PA0040008	Rating Area 1	Tobacco User/Non-Tobacco User	23	343.27	351.85
16322PA0040008	Rating Area 1	Tobacco User/Non-Tobacco User	24	343.27	351.85
16322PA0040008	Rating Area 1	Tobacco User/Non-Tobacco User	25	344.64	353.26
16322PA0040008	Rating Area 1	Tobacco User/Non-Tobacco User	26	351.51	360.30
16322PA0040008	Rating Area 1	Tobacco User/Non-Tobacco User	27	359.75	368.74
16322PA0040008	Rating Area 1	Tobacco User/Non-Tobacco User	28	373.13	382.46
16322PA0040008	Rating Area 1	Tobacco User/Non-Tobacco User	29	384.12	393.72
16322PA0040008	Rating Area 1	Tobacco User/Non-Tobacco User	30	389.61	399.35
16322PA0040008	Rating Area 1	Tobacco User/Non-Tobacco User	31	397.85	407.80
16322PA0040008	Rating Area 1	Tobacco User/Non-Tobacco User	32	406.09	416.24
16322PA0040008	Rating Area 1	Tobacco User/Non-Tobacco User	33	411.24	421.52
16322PA0040008	Rating Area 1	Tobacco User/Non-Tobacco User	34	416.73	427.15
16322PA0040008	Rating Area 1	Tobacco User/Non-Tobacco User	35	419.48	429.96
16322PA0040008	Rating Area 1	Tobacco User/Non-Tobacco User	36	422.22	432.78
16322PA0040008	Rating Area 1	Tobacco User/Non-Tobacco User	37	424.97	435.59
16322PA0040008	Rating Area 1	Tobacco User/Non-Tobacco User	38	427.71	438.41
16322PA0040008	Rating Area 1	Tobacco User/Non-Tobacco User	39	433.21	444.04
16322PA0040008	Rating Area 1	Tobacco User/Non-Tobacco User	40	438.70	449.67
16322PA0040008	Rating Area 1	Tobacco User/Non-Tobacco User	41	446.94	458.11
16322PA0040008	Rating Area 1	Tobacco User/Non-Tobacco User	42	454.83	466.20
16322PA0040008	Rating Area 1	Tobacco User/Non-Tobacco User	43	465.82	477.46
16322PA0040008	Rating Area 1	Tobacco User/Non-Tobacco User	44	479.55	491.54
16322PA0040008	Rating Area 1	Tobacco User/Non-Tobacco User	45	495.68	508.07
16322PA0040008	Rating Area 1	Tobacco User/Non-Tobacco User	46	514.91	527.78
16322PA0040008	Rating Area 1	Tobacco User/Non-Tobacco User	47	536.53	549.94
16322PA0040008	Rating Area 1	Tobacco User/Non-Tobacco User	48	561.25	575.28
16322PA0040008	Rating Area 1	Tobacco User/Non-Tobacco User	49	585.62	600.26
16322PA0040008	Rating Area 1	Tobacco User/Non-Tobacco User	50	613.08	628.41
16322PA0040008	Rating Area 1	Tobacco User/Non-Tobacco User	51	640.20	656.20
16322PA0040008	Rating Area 1	Tobacco User/Non-Tobacco User	52	670.06	686.81
16322PA0040008	Rating Area 1	Tobacco User/Non-Tobacco User	53	700.27	717.78
16322PA0040008	Rating Area 1	Tobacco User/Non-Tobacco User	54	732.88	751.20
16322PA0040008	Rating Area 1	Tobacco User/Non-Tobacco User	55	765.49	784.63
16322PA0040008	Rating Area 1	Tobacco User/Non-Tobacco User	56	800.85	820.87
16322PA0040008	Rating Area 1	Tobacco User/Non-Tobacco User	57	836.55	857.46
16322PA0040008	Rating Area 1	Tobacco User/Non-Tobacco User	58	874.65	896.52
16322PA0040008	Rating Area 1	Tobacco User/Non-Tobacco User	59	893.53	915.87
16322PA0040008	Rating Area 1	Tobacco User/Non-Tobacco User	60	931.63	954.93
16322PA0040008	Rating Area 1	Tobacco User/Non-Tobacco User	61	964.59	988.70
16322PA0040008	Rating Area 1	Tobacco User/Non-Tobacco User	62	986.21	1010.87
16322PA0040008	Rating Area 1	Tobacco User/Non-Tobacco User	63	1013.33	1038.67
16322PA0040008	Rating Area 1	Tobacco User/Non-Tobacco User	64 and over	1029.81	1055.56
16322PA0040008	Rating Area 2	Tobacco User/Non-Tobacco User	0-14	262.60	262.60
16322PA0040008	Rating Area 2	Tobacco User/Non-Tobacco User	15	285.94	285.94
16322PA0040008	Rating Area 2	Tobacco User/Non-Tobacco User	16	294.87	294.87
16322PA0040008	Rating Area 2	Tobacco User/Non-Tobacco User	17	303.79	303.79
16322PA0040008	Rating Area 2	Tobacco User/Non-Tobacco User	18	313.41	321.24
16322PA0040008	Rating Area 2	Tobacco User/Non-Tobacco User	19	323.02	331.09
16322PA0040008	Rating Area 2	Tobacco User/Non-Tobacco User	20	332.97	341.30
16322PA0040008	Rating Area 2	Tobacco User/Non-Tobacco User	21	343.27	351.85
16322PA0040008	Rating Area 2	Tobacco User/Non-Tobacco User	22	343.27	351.85
16322PA0040008	Rating Area 2	Tobacco User/Non-Tobacco User	23	343.27	351.85
16322PA0040008	Rating Area 2	Tobacco User/Non-Tobacco User	24	343.27	351.85
16322PA0040008	Rating Area 2	Tobacco User/Non-Tobacco User	25	344.64	353.26
16322PA0040008	Rating Area 2	Tobacco User/Non-Tobacco User	26	351.51	360.30
16322PA0040008	Rating Area 2	Tobacco User/Non-Tobacco User	27	359.75	368.74
16322PA0040008	Rating Area 2	Tobacco User/Non-Tobacco User	28	373.13	382.46
16322PA0040008	Rating Area 2	Tobacco User/Non-Tobacco User	29	384.12	393.72
16322PA0040008	Rating Area 2	Tobacco User/Non-Tobacco User	30	389.61	399.35
16322PA0040008	Rating Area 2	Tobacco User/Non-Tobacco User	31	397.85	407.80
16322PA0040008	Rating Area 2	Tobacco User/Non-Tobacco User	32	406.09	416.24
16322PA0040008	Rating Area 2	Tobacco User/Non-Tobacco User	33	411.24	421.52
16322PA0040008	Rating Area 2	Tobacco User/Non-Tobacco User	34	416.73	427.15
16322PA0040008	Rating Area 2	Tobacco User/Non-Tobacco User	35	419.48	429.96
16322PA0040008	Rating Area 2	Tobacco User/Non-Tobacco User	36	422.22	432.78
16322PA0040008	Rating Area 2	Tobacco User/Non-Tobacco User	37	424.97	435.59
16322PA0040008	Rating Area 2	Tobacco User/Non-Tobacco User	38	427.71	438.41
16322PA0040008	Rating Area 2	Tobacco User/Non-Tobacco User	39	433.21	444.04
16322PA0040008	Rating Area 2	Tobacco User/Non-Tobacco User	40	438.70	449.67
16322PA0040008	Rating Area 2	Tobacco User/Non-Tobacco User	41	446.94	458.11
16322PA0040008	Rating Area 2	Tobacco User/Non-Tobacco User	42	454.83	466.20
16322PA0040008	Rating Area 2	Tobacco User/Non-Tobacco User	43	465.82	477.46
16322PA0040008	Rating Area 2	Tobacco User/Non-Tobacco User	44	479.55	491.54
16322PA0040008	Rating Area 2	Tobacco User/Non-Tobacco User	45	495.68	508.07
16322PA0040008	Rating Area 2	Tobacco User/Non-Tobacco User	46	514.91	527.78
16322PA0040008	Rating Area 2	Tobacco User/Non-Tobacco User	47	536.53	549.94
16322PA0040008	Rating Area 2	Tobacco User/Non-Tobacco User	48	561.25	575.28
16322PA0040008	Rating Area 2	Tobacco User/Non-Tobacco User	49	585.62	600.26
16322PA0040008	Rating Area 2	Tobacco User/Non-Tobacco User	50	613.08	628.41
16322PA0040008	Rating Area 2	Tobacco User/Non-Tobacco User	51	640.20	656.20
16322PA0040008	Rating Area 2	Tobacco User/Non-Tobacco User	52	670.06	686.81
16322PA0040008	Rating Area 2	Tobacco User/Non-Tobacco User	53	700.27	717.78
16322PA0040008	Rating Area 2	Tobacco User/Non-Tobacco User	54	732.88	751.20
16322PA0040008	Rating Area 2	Tobacco User/Non-Tobacco User	55	765.49	784.63
16322PA0040008	Rating Area 2	Tobacco User/Non-Tobacco User	56	800.85	820.87
16322PA0040008	Rating Area 2	Tobacco User/Non-Tobacco User	57	836.55	857.46
16322PA0040008	Rating Area 2	Tobacco User/Non-Tobacco User	58	874.65	896.52
16322PA0040008	Rating Area 2	Tobacco User/Non-Tobacco User	59	893.53	915.87
16322PA0040008	Rating Area 2	Tobacco User/Non-Tobacco User	60	931.63	954.93
16322PA0040008	Rating Area 2	Tobacco User/Non-Tobacco User	61	964.59	988.70
16322PA0040008	Rating Area 2	Tobacco User/Non-Tobacco User	62	986.21	1010.87
16322PA0040008	Rating Area 2	Tobacco User/Non-Tobacco User	63	1013.33	1038.67

16322PA0040008	Rating Area 2	Tobacco User/Non-Tobacco User	64 and over	1029.81	1055.56
16322PA0040008	Rating Area 4	Tobacco User/Non-Tobacco User	0-14	262.60	262.60
16322PA0040008	Rating Area 4	Tobacco User/Non-Tobacco User	15	285.94	285.94
16322PA0040008	Rating Area 4	Tobacco User/Non-Tobacco User	16	294.87	294.87
16322PA0040008	Rating Area 4	Tobacco User/Non-Tobacco User	17	303.79	303.79
16322PA0040008	Rating Area 4	Tobacco User/Non-Tobacco User	18	313.41	321.24
16322PA0040008	Rating Area 4	Tobacco User/Non-Tobacco User	19	323.02	331.09
16322PA0040008	Rating Area 4	Tobacco User/Non-Tobacco User	20	332.97	341.30
16322PA0040008	Rating Area 4	Tobacco User/Non-Tobacco User	21	343.27	351.85
16322PA0040008	Rating Area 4	Tobacco User/Non-Tobacco User	22	343.27	351.85
16322PA0040008	Rating Area 4	Tobacco User/Non-Tobacco User	23	343.27	351.85
16322PA0040008	Rating Area 4	Tobacco User/Non-Tobacco User	24	343.27	351.85
16322PA0040008	Rating Area 4	Tobacco User/Non-Tobacco User	25	344.64	353.26
16322PA0040008	Rating Area 4	Tobacco User/Non-Tobacco User	26	351.51	360.30
16322PA0040008	Rating Area 4	Tobacco User/Non-Tobacco User	27	359.75	368.74
16322PA0040008	Rating Area 4	Tobacco User/Non-Tobacco User	28	373.13	382.46
16322PA0040008	Rating Area 4	Tobacco User/Non-Tobacco User	29	384.12	393.72
16322PA0040008	Rating Area 4	Tobacco User/Non-Tobacco User	30	389.61	399.35
16322PA0040008	Rating Area 4	Tobacco User/Non-Tobacco User	31	397.85	407.80
16322PA0040008	Rating Area 4	Tobacco User/Non-Tobacco User	32	406.09	416.24
16322PA0040008	Rating Area 4	Tobacco User/Non-Tobacco User	33	411.24	421.52
16322PA0040008	Rating Area 4	Tobacco User/Non-Tobacco User	34	416.73	427.15
16322PA0040008	Rating Area 4	Tobacco User/Non-Tobacco User	35	419.48	429.96
16322PA0040008	Rating Area 4	Tobacco User/Non-Tobacco User	36	422.22	432.78
16322PA0040008	Rating Area 4	Tobacco User/Non-Tobacco User	37	424.97	435.59
16322PA0040008	Rating Area 4	Tobacco User/Non-Tobacco User	38	427.71	438.41
16322PA0040008	Rating Area 4	Tobacco User/Non-Tobacco User	39	433.21	444.04
16322PA0040008	Rating Area 4	Tobacco User/Non-Tobacco User	40	438.70	449.67
16322PA0040008	Rating Area 4	Tobacco User/Non-Tobacco User	41	446.94	458.11
16322PA0040008	Rating Area 4	Tobacco User/Non-Tobacco User	42	454.83	466.20
16322PA0040008	Rating Area 4	Tobacco User/Non-Tobacco User	43	465.82	477.46
16322PA0040008	Rating Area 4	Tobacco User/Non-Tobacco User	44	479.55	491.54
16322PA0040008	Rating Area 4	Tobacco User/Non-Tobacco User	45	495.68	508.07
16322PA0040008	Rating Area 4	Tobacco User/Non-Tobacco User	46	514.91	527.78
16322PA0040008	Rating Area 4	Tobacco User/Non-Tobacco User	47	536.53	549.94
16322PA0040008	Rating Area 4	Tobacco User/Non-Tobacco User	48	561.25	575.28
16322PA0040008	Rating Area 4	Tobacco User/Non-Tobacco User	49	585.62	600.26
16322PA0040008	Rating Area 4	Tobacco User/Non-Tobacco User	50	613.08	628.41
16322PA0040008	Rating Area 4	Tobacco User/Non-Tobacco User	51	640.20	656.20
16322PA0040008	Rating Area 4	Tobacco User/Non-Tobacco User	52	670.06	686.81
16322PA0040008	Rating Area 4	Tobacco User/Non-Tobacco User	53	700.27	717.78
16322PA0040008	Rating Area 4	Tobacco User/Non-Tobacco User	54	732.88	751.20
16322PA0040008	Rating Area 4	Tobacco User/Non-Tobacco User	55	765.49	784.63
16322PA0040008	Rating Area 4	Tobacco User/Non-Tobacco User	56	800.85	820.87
16322PA0040008	Rating Area 4	Tobacco User/Non-Tobacco User	57	836.55	857.46
16322PA0040008	Rating Area 4	Tobacco User/Non-Tobacco User	58	874.65	896.52
16322PA0040008	Rating Area 4	Tobacco User/Non-Tobacco User	59	893.53	915.87
16322PA0040008	Rating Area 4	Tobacco User/Non-Tobacco User	60	931.63	954.93
16322PA0040008	Rating Area 4	Tobacco User/Non-Tobacco User	61	964.59	988.70
16322PA0040008	Rating Area 4	Tobacco User/Non-Tobacco User	62	986.21	1010.87
16322PA0040008	Rating Area 4	Tobacco User/Non-Tobacco User	63	1013.33	1038.67
16322PA0040008	Rating Area 4	Tobacco User/Non-Tobacco User	64 and over	1029.81	1055.56
16322PA0040008	Rating Area 5	Tobacco User/Non-Tobacco User	0-14	262.60	262.60
16322PA0040008	Rating Area 5	Tobacco User/Non-Tobacco User	15	285.94	285.94
16322PA0040008	Rating Area 5	Tobacco User/Non-Tobacco User	16	294.87	294.87
16322PA0040008	Rating Area 5	Tobacco User/Non-Tobacco User	17	303.79	303.79
16322PA0040008	Rating Area 5	Tobacco User/Non-Tobacco User	18	313.41	321.24
16322PA0040008	Rating Area 5	Tobacco User/Non-Tobacco User	19	323.02	331.09
16322PA0040008	Rating Area 5	Tobacco User/Non-Tobacco User	20	332.97	341.30
16322PA0040008	Rating Area 5	Tobacco User/Non-Tobacco User	21	343.27	351.85
16322PA0040008	Rating Area 5	Tobacco User/Non-Tobacco User	22	343.27	351.85
16322PA0040008	Rating Area 5	Tobacco User/Non-Tobacco User	23	343.27	351.85
16322PA0040008	Rating Area 5	Tobacco User/Non-Tobacco User	24	343.27	351.85
16322PA0040008	Rating Area 5	Tobacco User/Non-Tobacco User	25	344.64	353.26
16322PA0040008	Rating Area 5	Tobacco User/Non-Tobacco User	26	351.51	360.30
16322PA0040008	Rating Area 5	Tobacco User/Non-Tobacco User	27	359.75	368.74
16322PA0040008	Rating Area 5	Tobacco User/Non-Tobacco User	28	373.13	382.46
16322PA0040008	Rating Area 5	Tobacco User/Non-Tobacco User	29	384.12	393.72
16322PA0040008	Rating Area 5	Tobacco User/Non-Tobacco User	30	389.61	399.35
16322PA0040008	Rating Area 5	Tobacco User/Non-Tobacco User	31	397.85	407.80
16322PA0040008	Rating Area 5	Tobacco User/Non-Tobacco User	32	406.09	416.24
16322PA0040008	Rating Area 5	Tobacco User/Non-Tobacco User	33	411.24	421.52
16322PA0040008	Rating Area 5	Tobacco User/Non-Tobacco User	34	416.73	427.15
16322PA0040008	Rating Area 5	Tobacco User/Non-Tobacco User	35	419.48	429.96
16322PA0040008	Rating Area 5	Tobacco User/Non-Tobacco User	36	422.22	432.78
16322PA0040008	Rating Area 5	Tobacco User/Non-Tobacco User	37	424.97	435.59
16322PA0040008	Rating Area 5	Tobacco User/Non-Tobacco User	38	427.71	438.41
16322PA0040008	Rating Area 5	Tobacco User/Non-Tobacco User	39	433.21	444.04
16322PA0040008	Rating Area 5	Tobacco User/Non-Tobacco User	40	438.70	449.67
16322PA0040008	Rating Area 5	Tobacco User/Non-Tobacco User	41	446.94	458.11
16322PA0040008	Rating Area 5	Tobacco User/Non-Tobacco User	42	454.83	466.20
16322PA0040008	Rating Area 5	Tobacco User/Non-Tobacco User	43	465.82	477.46
16322PA0040008	Rating Area 5	Tobacco User/Non-Tobacco User	44	479.55	491.54
16322PA0040008	Rating Area 5	Tobacco User/Non-Tobacco User	45	495.68	508.07
16322PA0040008	Rating Area 5	Tobacco User/Non-Tobacco User	46	514.91	527.78
16322PA0040008	Rating Area 5	Tobacco User/Non-Tobacco User	47	536.53	549.94
16322PA0040008	Rating Area 5	Tobacco User/Non-Tobacco User	48	561.25	575.28
16322PA0040008	Rating Area 5	Tobacco User/Non-Tobacco User	49	585.62	600.26
16322PA0040008	Rating Area 5	Tobacco User/Non-Tobacco User	50	613.08	628.41
16322PA0040008	Rating Area 5	Tobacco User/Non-Tobacco User	51	640.20	656.20
16322PA0040008	Rating Area 5	Tobacco User/Non-Tobacco User	52	670.06	686.81
16322PA0040008	Rating Area 5	Tobacco User/Non-Tobacco User	53	700.27	717.78
16322PA0040008	Rating Area 5	Tobacco User/Non-Tobacco User	54	732.88	751.20
16322PA0040008	Rating Area 5	Tobacco User/Non-Tobacco User	55	765.49	784.63
16322PA0040008	Rating Area 5	Tobacco User/Non-Tobacco User	56	800.85	820.87
16322PA0040008	Rating Area 5	Tobacco User/Non-Tobacco User	57	836.55	857.46
16322PA0040008	Rating Area 5	Tobacco User/Non-Tobacco User	58	874.65	896.52
16322PA0040008	Rating Area 5	Tobacco User/Non-Tobacco User	59	893.53	915.87
16322PA0040008	Rating Area 5	Tobacco User/Non-Tobacco User	60	931.63	954.93
16322PA0040008	Rating Area 5	Tobacco User/Non-Tobacco User	61	964.59	988.70
16322PA0040008	Rating Area 5	Tobacco User/Non-Tobacco User	62	986.21	1010.87
16322PA0040008	Rating Area 5	Tobacco User/Non-Tobacco User	63	1013.33	1038.67
16322PA0040008	Rating Area 5	Tobacco User/Non-Tobacco User	64 and over	1029.81	1055.56
16322PA0040008	Rating Area 6	Tobacco User/Non-Tobacco User	0-14	353.68	353.68
16322PA0040008	Rating Area 6	Tobacco User/Non-Tobacco User	15	385.12	385.12

16322PA0040008	Rating Area 6	Tobacco User/Non-Tobacco User	16	397.14	397.14
16322PA0040008	Rating Area 6	Tobacco User/Non-Tobacco User	17	409.16	409.16
16322PA0040008	Rating Area 6	Tobacco User/Non-Tobacco User	18	422.11	432.66
16322PA0040008	Rating Area 6	Tobacco User/Non-Tobacco User	19	435.05	445.93
16322PA0040008	Rating Area 6	Tobacco User/Non-Tobacco User	20	448.46	459.67
16322PA0040008	Rating Area 6	Tobacco User/Non-Tobacco User	21	462.33	473.89
16322PA0040008	Rating Area 6	Tobacco User/Non-Tobacco User	22	462.33	473.89
16322PA0040008	Rating Area 6	Tobacco User/Non-Tobacco User	23	462.33	473.89
16322PA0040008	Rating Area 6	Tobacco User/Non-Tobacco User	24	462.33	473.89
16322PA0040008	Rating Area 6	Tobacco User/Non-Tobacco User	25	464.18	475.78
16322PA0040008	Rating Area 6	Tobacco User/Non-Tobacco User	26	473.43	485.26
16322PA0040008	Rating Area 6	Tobacco User/Non-Tobacco User	27	484.52	496.63
16322PA0040008	Rating Area 6	Tobacco User/Non-Tobacco User	28	502.55	515.12
16322PA0040008	Rating Area 6	Tobacco User/Non-Tobacco User	29	517.35	530.28
16322PA0040008	Rating Area 6	Tobacco User/Non-Tobacco User	30	524.74	537.86
16322PA0040008	Rating Area 6	Tobacco User/Non-Tobacco User	31	535.84	549.24
16322PA0040008	Rating Area 6	Tobacco User/Non-Tobacco User	32	546.94	560.61
16322PA0040008	Rating Area 6	Tobacco User/Non-Tobacco User	33	553.87	567.72
16322PA0040008	Rating Area 6	Tobacco User/Non-Tobacco User	34	561.27	575.30
16322PA0040008	Rating Area 6	Tobacco User/Non-Tobacco User	35	564.97	579.09
16322PA0040008	Rating Area 6	Tobacco User/Non-Tobacco User	36	568.67	582.88
16322PA0040008	Rating Area 6	Tobacco User/Non-Tobacco User	37	572.36	586.67
16322PA0040008	Rating Area 6	Tobacco User/Non-Tobacco User	38	576.06	590.46
16322PA0040008	Rating Area 6	Tobacco User/Non-Tobacco User	39	583.46	598.05
16322PA0040008	Rating Area 6	Tobacco User/Non-Tobacco User	40	590.86	605.63
16322PA0040008	Rating Area 6	Tobacco User/Non-Tobacco User	41	601.95	617.00
16322PA0040008	Rating Area 6	Tobacco User/Non-Tobacco User	42	612.59	627.90
16322PA0040008	Rating Area 6	Tobacco User/Non-Tobacco User	43	627.38	643.07
16322PA0040008	Rating Area 6	Tobacco User/Non-Tobacco User	44	645.88	662.02
16322PA0040008	Rating Area 6	Tobacco User/Non-Tobacco User	45	667.60	684.29
16322PA0040008	Rating Area 6	Tobacco User/Non-Tobacco User	46	693.50	710.83
16322PA0040008	Rating Area 6	Tobacco User/Non-Tobacco User	47	722.62	740.69
16322PA0040008	Rating Area 6	Tobacco User/Non-Tobacco User	48	755.91	774.81
16322PA0040008	Rating Area 6	Tobacco User/Non-Tobacco User	49	788.73	808.45
16322PA0040008	Rating Area 6	Tobacco User/Non-Tobacco User	50	825.72	846.36
16322PA0040008	Rating Area 6	Tobacco User/Non-Tobacco User	51	862.25	883.80
16322PA0040008	Rating Area 6	Tobacco User/Non-Tobacco User	52	902.47	925.03
16322PA0040008	Rating Area 6	Tobacco User/Non-Tobacco User	53	943.15	966.73
16322PA0040008	Rating Area 6	Tobacco User/Non-Tobacco User	54	987.07	1011.75
16322PA0040008	Rating Area 6	Tobacco User/Non-Tobacco User	55	1031.00	1056.77
16322PA0040008	Rating Area 6	Tobacco User/Non-Tobacco User	56	1078.62	1105.58
16322PA0040008	Rating Area 6	Tobacco User/Non-Tobacco User	57	1126.70	1154.87
16322PA0040008	Rating Area 6	Tobacco User/Non-Tobacco User	58	1178.02	1207.47
16322PA0040008	Rating Area 6	Tobacco User/Non-Tobacco User	59	1203.44	1233.53
16322PA0040008	Rating Area 6	Tobacco User/Non-Tobacco User	60	1254.76	1286.13
16322PA0040008	Rating Area 6	Tobacco User/Non-Tobacco User	61	1299.15	1331.63
16322PA0040008	Rating Area 6	Tobacco User/Non-Tobacco User	62	1328.27	1361.48
16322PA0040008	Rating Area 6	Tobacco User/Non-Tobacco User	63	1364.80	1398.92
16322PA0040008	Rating Area 6	Tobacco User/Non-Tobacco User	64 and over	1386.99	1421.66
16322PA0040010	Rating Area 1	Tobacco User/Non-Tobacco User	0-14	279.28	279.28
16322PA0040010	Rating Area 1	Tobacco User/Non-Tobacco User	15	304.10	304.10
16322PA0040010	Rating Area 1	Tobacco User/Non-Tobacco User	16	313.60	313.60
16322PA0040010	Rating Area 1	Tobacco User/Non-Tobacco User	17	323.09	323.09
16322PA0040010	Rating Area 1	Tobacco User/Non-Tobacco User	18	333.31	341.64
16322PA0040010	Rating Area 1	Tobacco User/Non-Tobacco User	19	343.53	352.12
16322PA0040010	Rating Area 1	Tobacco User/Non-Tobacco User	20	354.12	362.97
16322PA0040010	Rating Area 1	Tobacco User/Non-Tobacco User	21	365.07	374.20
16322PA0040010	Rating Area 1	Tobacco User/Non-Tobacco User	22	365.07	374.20
16322PA0040010	Rating Area 1	Tobacco User/Non-Tobacco User	23	365.07	374.20
16322PA0040010	Rating Area 1	Tobacco User/Non-Tobacco User	24	365.07	374.20
16322PA0040010	Rating Area 1	Tobacco User/Non-Tobacco User	25	366.53	375.69
16322PA0040010	Rating Area 1	Tobacco User/Non-Tobacco User	26	373.83	383.18
16322PA0040010	Rating Area 1	Tobacco User/Non-Tobacco User	27	382.59	392.16
16322PA0040010	Rating Area 1	Tobacco User/Non-Tobacco User	28	396.83	406.75
16322PA0040010	Rating Area 1	Tobacco User/Non-Tobacco User	29	408.51	418.73
16322PA0040010	Rating Area 1	Tobacco User/Non-Tobacco User	30	414.35	424.71
16322PA0040010	Rating Area 1	Tobacco User/Non-Tobacco User	31	423.12	433.69
16322PA0040010	Rating Area 1	Tobacco User/Non-Tobacco User	32	431.88	442.67
16322PA0040010	Rating Area 1	Tobacco User/Non-Tobacco User	33	437.35	448.29
16322PA0040010	Rating Area 1	Tobacco User/Non-Tobacco User	34	443.19	454.27
16322PA0040010	Rating Area 1	Tobacco User/Non-Tobacco User	35	446.12	457.27
16322PA0040010	Rating Area 1	Tobacco User/Non-Tobacco User	36	449.04	460.26
16322PA0040010	Rating Area 1	Tobacco User/Non-Tobacco User	37	451.96	463.26
16322PA0040010	Rating Area 1	Tobacco User/Non-Tobacco User	38	454.88	466.25
16322PA0040010	Rating Area 1	Tobacco User/Non-Tobacco User	39	460.72	472.24
16322PA0040010	Rating Area 1	Tobacco User/Non-Tobacco User	40	466.56	478.22
16322PA0040010	Rating Area 1	Tobacco User/Non-Tobacco User	41	475.32	487.20
16322PA0040010	Rating Area 1	Tobacco User/Non-Tobacco User	42	483.72	495.81
16322PA0040010	Rating Area 1	Tobacco User/Non-Tobacco User	43	495.40	507.78
16322PA0040010	Rating Area 1	Tobacco User/Non-Tobacco User	44	510.00	522.75
16322PA0040010	Rating Area 1	Tobacco User/Non-Tobacco User	45	527.16	540.34
16322PA0040010	Rating Area 1	Tobacco User/Non-Tobacco User	46	547.61	561.30
16322PA0040010	Rating Area 1	Tobacco User/Non-Tobacco User	47	570.60	584.87
16322PA0040010	Rating Area 1	Tobacco User/Non-Tobacco User	48	596.89	611.81
16322PA0040010	Rating Area 1	Tobacco User/Non-Tobacco User	49	622.81	638.38
16322PA0040010	Rating Area 1	Tobacco User/Non-Tobacco User	50	652.02	668.32
16322PA0040010	Rating Area 1	Tobacco User/Non-Tobacco User	51	680.86	697.88
16322PA0040010	Rating Area 1	Tobacco User/Non-Tobacco User	52	712.62	730.43
16322PA0040010	Rating Area 1	Tobacco User/Non-Tobacco User	53	744.74	763.36
16322PA0040010	Rating Area 1	Tobacco User/Non-Tobacco User	54	779.42	798.91
16322PA0040010	Rating Area 1	Tobacco User/Non-Tobacco User	55	814.11	834.46
16322PA0040010	Rating Area 1	Tobacco User/Non-Tobacco User	56	851.71	873.00
16322PA0040010	Rating Area 1	Tobacco User/Non-Tobacco User	57	889.68	911.92
16322PA0040010	Rating Area 1	Tobacco User/Non-Tobacco User	58	930.20	953.45
16322PA0040010	Rating Area 1	Tobacco User/Non-Tobacco User	59	950.28	974.03
16322PA0040010	Rating Area 1	Tobacco User/Non-Tobacco User	60	990.80	1015.57
16322PA0040010	Rating Area 1	Tobacco User/Non-Tobacco User	61	1025.85	1051.49
16322PA0040010	Rating Area 1	Tobacco User/Non-Tobacco User	62	1048.85	1075.07
16322PA0040010	Rating Area 1	Tobacco User/Non-Tobacco User	63	1077.69	1104.63
16322PA0040010	Rating Area 1	Tobacco User/Non-Tobacco User	64 and over	1095.21	1122.59
16322PA0040010	Rating Area 2	Tobacco User/Non-Tobacco User	0-14	279.28	279.28
16322PA0040010	Rating Area 2	Tobacco User/Non-Tobacco User	15	304.10	304.10
16322PA0040010	Rating Area 2	Tobacco User/Non-Tobacco User	16	313.60	313.60
16322PA0040010	Rating Area 2	Tobacco User/Non-Tobacco User	17	323.09	323.09
16322PA0040010	Rating Area 2	Tobacco User/Non-Tobacco User	18	333.31	341.64

16322PA0040010	Rating Area 2	Tobacco User/Non-Tobacco User	19	343.53	352.12
16322PA0040010	Rating Area 2	Tobacco User/Non-Tobacco User	20	354.12	362.97
16322PA0040010	Rating Area 2	Tobacco User/Non-Tobacco User	21	365.07	374.20
16322PA0040010	Rating Area 2	Tobacco User/Non-Tobacco User	22	365.07	374.20
16322PA0040010	Rating Area 2	Tobacco User/Non-Tobacco User	23	365.07	374.20
16322PA0040010	Rating Area 2	Tobacco User/Non-Tobacco User	24	365.07	374.20
16322PA0040010	Rating Area 2	Tobacco User/Non-Tobacco User	25	366.53	375.69
16322PA0040010	Rating Area 2	Tobacco User/Non-Tobacco User	26	373.83	383.18
16322PA0040010	Rating Area 2	Tobacco User/Non-Tobacco User	27	382.59	392.16
16322PA0040010	Rating Area 2	Tobacco User/Non-Tobacco User	28	396.83	406.75
16322PA0040010	Rating Area 2	Tobacco User/Non-Tobacco User	29	408.51	418.73
16322PA0040010	Rating Area 2	Tobacco User/Non-Tobacco User	30	414.35	424.71
16322PA0040010	Rating Area 2	Tobacco User/Non-Tobacco User	31	423.12	433.69
16322PA0040010	Rating Area 2	Tobacco User/Non-Tobacco User	32	431.88	442.67
16322PA0040010	Rating Area 2	Tobacco User/Non-Tobacco User	33	437.35	448.29
16322PA0040010	Rating Area 2	Tobacco User/Non-Tobacco User	34	443.19	454.27
16322PA0040010	Rating Area 2	Tobacco User/Non-Tobacco User	35	446.12	457.27
16322PA0040010	Rating Area 2	Tobacco User/Non-Tobacco User	36	449.04	460.26
16322PA0040010	Rating Area 2	Tobacco User/Non-Tobacco User	37	451.96	463.26
16322PA0040010	Rating Area 2	Tobacco User/Non-Tobacco User	38	454.88	466.25
16322PA0040010	Rating Area 2	Tobacco User/Non-Tobacco User	39	460.72	472.24
16322PA0040010	Rating Area 2	Tobacco User/Non-Tobacco User	40	466.56	478.22
16322PA0040010	Rating Area 2	Tobacco User/Non-Tobacco User	41	475.32	487.20
16322PA0040010	Rating Area 2	Tobacco User/Non-Tobacco User	42	483.72	495.81
16322PA0040010	Rating Area 2	Tobacco User/Non-Tobacco User	43	495.40	507.78
16322PA0040010	Rating Area 2	Tobacco User/Non-Tobacco User	44	510.00	522.75
16322PA0040010	Rating Area 2	Tobacco User/Non-Tobacco User	45	527.16	540.34
16322PA0040010	Rating Area 2	Tobacco User/Non-Tobacco User	46	547.61	561.30
16322PA0040010	Rating Area 2	Tobacco User/Non-Tobacco User	47	570.60	584.87
16322PA0040010	Rating Area 2	Tobacco User/Non-Tobacco User	48	596.89	611.81
16322PA0040010	Rating Area 2	Tobacco User/Non-Tobacco User	49	622.81	638.38
16322PA0040010	Rating Area 2	Tobacco User/Non-Tobacco User	50	652.02	668.32
16322PA0040010	Rating Area 2	Tobacco User/Non-Tobacco User	51	680.86	697.88
16322PA0040010	Rating Area 2	Tobacco User/Non-Tobacco User	52	712.62	730.43
16322PA0040010	Rating Area 2	Tobacco User/Non-Tobacco User	53	744.74	763.36
16322PA0040010	Rating Area 2	Tobacco User/Non-Tobacco User	54	779.42	798.91
16322PA0040010	Rating Area 2	Tobacco User/Non-Tobacco User	55	814.11	834.46
16322PA0040010	Rating Area 2	Tobacco User/Non-Tobacco User	56	851.71	873.00
16322PA0040010	Rating Area 2	Tobacco User/Non-Tobacco User	57	889.68	911.92
16322PA0040010	Rating Area 2	Tobacco User/Non-Tobacco User	58	930.20	953.45
16322PA0040010	Rating Area 2	Tobacco User/Non-Tobacco User	59	950.28	974.03
16322PA0040010	Rating Area 2	Tobacco User/Non-Tobacco User	60	990.80	1015.57
16322PA0040010	Rating Area 2	Tobacco User/Non-Tobacco User	61	1025.85	1051.49
16322PA0040010	Rating Area 2	Tobacco User/Non-Tobacco User	62	1048.85	1075.07
16322PA0040010	Rating Area 2	Tobacco User/Non-Tobacco User	63	1077.69	1104.63
16322PA0040010	Rating Area 2	Tobacco User/Non-Tobacco User	64 and over	1095.21	1122.59
16322PA0040010	Rating Area 4	Tobacco User/Non-Tobacco User	0-14	279.28	279.28
16322PA0040010	Rating Area 4	Tobacco User/Non-Tobacco User	15	304.10	304.10
16322PA0040010	Rating Area 4	Tobacco User/Non-Tobacco User	16	313.60	313.60
16322PA0040010	Rating Area 4	Tobacco User/Non-Tobacco User	17	323.09	323.09
16322PA0040010	Rating Area 4	Tobacco User/Non-Tobacco User	18	333.31	341.64
16322PA0040010	Rating Area 4	Tobacco User/Non-Tobacco User	19	343.53	352.12
16322PA0040010	Rating Area 4	Tobacco User/Non-Tobacco User	20	354.12	362.97
16322PA0040010	Rating Area 4	Tobacco User/Non-Tobacco User	21	365.07	374.20
16322PA0040010	Rating Area 4	Tobacco User/Non-Tobacco User	22	365.07	374.20
16322PA0040010	Rating Area 4	Tobacco User/Non-Tobacco User	23	365.07	374.20
16322PA0040010	Rating Area 4	Tobacco User/Non-Tobacco User	24	365.07	374.20
16322PA0040010	Rating Area 4	Tobacco User/Non-Tobacco User	25	366.53	375.69
16322PA0040010	Rating Area 4	Tobacco User/Non-Tobacco User	26	373.83	383.18
16322PA0040010	Rating Area 4	Tobacco User/Non-Tobacco User	27	382.59	392.16
16322PA0040010	Rating Area 4	Tobacco User/Non-Tobacco User	28	396.83	406.75
16322PA0040010	Rating Area 4	Tobacco User/Non-Tobacco User	29	408.51	418.73
16322PA0040010	Rating Area 4	Tobacco User/Non-Tobacco User	30	414.35	424.71
16322PA0040010	Rating Area 4	Tobacco User/Non-Tobacco User	31	423.12	433.69
16322PA0040010	Rating Area 4	Tobacco User/Non-Tobacco User	32	431.88	442.67
16322PA0040010	Rating Area 4	Tobacco User/Non-Tobacco User	33	437.35	448.29
16322PA0040010	Rating Area 4	Tobacco User/Non-Tobacco User	34	443.19	454.27
16322PA0040010	Rating Area 4	Tobacco User/Non-Tobacco User	35	446.12	457.27
16322PA0040010	Rating Area 4	Tobacco User/Non-Tobacco User	36	449.04	460.26
16322PA0040010	Rating Area 4	Tobacco User/Non-Tobacco User	37	451.96	463.26
16322PA0040010	Rating Area 4	Tobacco User/Non-Tobacco User	38	454.88	466.25
16322PA0040010	Rating Area 4	Tobacco User/Non-Tobacco User	39	460.72	472.24
16322PA0040010	Rating Area 4	Tobacco User/Non-Tobacco User	40	466.56	478.22
16322PA0040010	Rating Area 4	Tobacco User/Non-Tobacco User	41	475.32	487.20
16322PA0040010	Rating Area 4	Tobacco User/Non-Tobacco User	42	483.72	495.81
16322PA0040010	Rating Area 4	Tobacco User/Non-Tobacco User	43	495.40	507.78
16322PA0040010	Rating Area 4	Tobacco User/Non-Tobacco User	44	510.00	522.75
16322PA0040010	Rating Area 4	Tobacco User/Non-Tobacco User	45	527.16	540.34
16322PA0040010	Rating Area 4	Tobacco User/Non-Tobacco User	46	547.61	561.30
16322PA0040010	Rating Area 4	Tobacco User/Non-Tobacco User	47	570.60	584.87
16322PA0040010	Rating Area 4	Tobacco User/Non-Tobacco User	48	596.89	611.81
16322PA0040010	Rating Area 4	Tobacco User/Non-Tobacco User	49	622.81	638.38
16322PA0040010	Rating Area 4	Tobacco User/Non-Tobacco User	50	652.02	668.32
16322PA0040010	Rating Area 4	Tobacco User/Non-Tobacco User	51	680.86	697.88
16322PA0040010	Rating Area 4	Tobacco User/Non-Tobacco User	52	712.62	730.43
16322PA0040010	Rating Area 4	Tobacco User/Non-Tobacco User	53	744.74	763.36
16322PA0040010	Rating Area 4	Tobacco User/Non-Tobacco User	54	779.42	798.91
16322PA0040010	Rating Area 4	Tobacco User/Non-Tobacco User	55	814.11	834.46
16322PA0040010	Rating Area 4	Tobacco User/Non-Tobacco User	56	851.71	873.00
16322PA0040010	Rating Area 4	Tobacco User/Non-Tobacco User	57	889.68	911.92
16322PA0040010	Rating Area 4	Tobacco User/Non-Tobacco User	58	930.20	953.45
16322PA0040010	Rating Area 4	Tobacco User/Non-Tobacco User	59	950.28	974.03
16322PA0040010	Rating Area 4	Tobacco User/Non-Tobacco User	60	990.80	1015.57
16322PA0040010	Rating Area 4	Tobacco User/Non-Tobacco User	61	1025.85	1051.49
16322PA0040010	Rating Area 4	Tobacco User/Non-Tobacco User	62	1048.85	1075.07
16322PA0040010	Rating Area 4	Tobacco User/Non-Tobacco User	63	1077.69	1104.63
16322PA0040010	Rating Area 4	Tobacco User/Non-Tobacco User	64 and over	1095.21	1122.59
16322PA0040010	Rating Area 5	Tobacco User/Non-Tobacco User	0-14	279.28	279.28
16322PA0040010	Rating Area 5	Tobacco User/Non-Tobacco User	15	304.10	304.10
16322PA0040010	Rating Area 5	Tobacco User/Non-Tobacco User	16	313.60	313.60
16322PA0040010	Rating Area 5	Tobacco User/Non-Tobacco User	17	323.09	323.09
16322PA0040010	Rating Area 5	Tobacco User/Non-Tobacco User	18	333.31	341.64
16322PA0040010	Rating Area 5	Tobacco User/Non-Tobacco User	19	343.53	352.12
16322PA0040010	Rating Area 5	Tobacco User/Non-Tobacco User	20	354.12	362.97
16322PA0040010	Rating Area 5	Tobacco User/Non-Tobacco User	21	365.07	374.20

16322PA0040010	Rating Area 5	Tobacco User/Non-Tobacco User	22	365.07	374.20
16322PA0040010	Rating Area 5	Tobacco User/Non-Tobacco User	23	365.07	374.20
16322PA0040010	Rating Area 5	Tobacco User/Non-Tobacco User	24	365.07	374.20
16322PA0040010	Rating Area 5	Tobacco User/Non-Tobacco User	25	366.53	375.69
16322PA0040010	Rating Area 5	Tobacco User/Non-Tobacco User	26	373.83	383.18
16322PA0040010	Rating Area 5	Tobacco User/Non-Tobacco User	27	382.59	392.16
16322PA0040010	Rating Area 5	Tobacco User/Non-Tobacco User	28	396.83	406.75
16322PA0040010	Rating Area 5	Tobacco User/Non-Tobacco User	29	408.51	418.73
16322PA0040010	Rating Area 5	Tobacco User/Non-Tobacco User	30	414.35	424.71
16322PA0040010	Rating Area 5	Tobacco User/Non-Tobacco User	31	423.12	433.69
16322PA0040010	Rating Area 5	Tobacco User/Non-Tobacco User	32	431.88	442.67
16322PA0040010	Rating Area 5	Tobacco User/Non-Tobacco User	33	437.35	448.29
16322PA0040010	Rating Area 5	Tobacco User/Non-Tobacco User	34	443.19	454.27
16322PA0040010	Rating Area 5	Tobacco User/Non-Tobacco User	35	446.12	457.27
16322PA0040010	Rating Area 5	Tobacco User/Non-Tobacco User	36	449.04	460.26
16322PA0040010	Rating Area 5	Tobacco User/Non-Tobacco User	37	451.96	463.26
16322PA0040010	Rating Area 5	Tobacco User/Non-Tobacco User	38	454.88	466.25
16322PA0040010	Rating Area 5	Tobacco User/Non-Tobacco User	39	460.72	472.24
16322PA0040010	Rating Area 5	Tobacco User/Non-Tobacco User	40	466.56	478.22
16322PA0040010	Rating Area 5	Tobacco User/Non-Tobacco User	41	475.32	487.20
16322PA0040010	Rating Area 5	Tobacco User/Non-Tobacco User	42	483.72	495.81
16322PA0040010	Rating Area 5	Tobacco User/Non-Tobacco User	43	495.40	507.78
16322PA0040010	Rating Area 5	Tobacco User/Non-Tobacco User	44	510.00	522.75
16322PA0040010	Rating Area 5	Tobacco User/Non-Tobacco User	45	527.16	540.34
16322PA0040010	Rating Area 5	Tobacco User/Non-Tobacco User	46	547.61	561.30
16322PA0040010	Rating Area 5	Tobacco User/Non-Tobacco User	47	570.60	584.87
16322PA0040010	Rating Area 5	Tobacco User/Non-Tobacco User	48	596.89	611.81
16322PA0040010	Rating Area 5	Tobacco User/Non-Tobacco User	49	622.81	638.38
16322PA0040010	Rating Area 5	Tobacco User/Non-Tobacco User	50	652.02	668.32
16322PA0040010	Rating Area 5	Tobacco User/Non-Tobacco User	51	680.86	697.88
16322PA0040010	Rating Area 5	Tobacco User/Non-Tobacco User	52	712.62	730.43
16322PA0040010	Rating Area 5	Tobacco User/Non-Tobacco User	53	744.74	763.36
16322PA0040010	Rating Area 5	Tobacco User/Non-Tobacco User	54	779.42	798.91
16322PA0040010	Rating Area 5	Tobacco User/Non-Tobacco User	55	814.11	834.46
16322PA0040010	Rating Area 5	Tobacco User/Non-Tobacco User	56	851.71	873.00
16322PA0040010	Rating Area 5	Tobacco User/Non-Tobacco User	57	889.68	911.92
16322PA0040010	Rating Area 5	Tobacco User/Non-Tobacco User	58	930.20	953.45
16322PA0040010	Rating Area 5	Tobacco User/Non-Tobacco User	59	950.28	974.03
16322PA0040010	Rating Area 5	Tobacco User/Non-Tobacco User	60	990.80	1015.57
16322PA0040010	Rating Area 5	Tobacco User/Non-Tobacco User	61	1025.85	1051.49
16322PA0040010	Rating Area 5	Tobacco User/Non-Tobacco User	62	1048.85	1075.07
16322PA0040010	Rating Area 5	Tobacco User/Non-Tobacco User	63	1077.69	1104.63
16322PA0040010	Rating Area 5	Tobacco User/Non-Tobacco User	64 and over	1095.21	1122.59
16322PA0040010	Rating Area 6	Tobacco User/Non-Tobacco User	0-14	376.14	376.14
16322PA0040010	Rating Area 6	Tobacco User/Non-Tobacco User	15	409.58	409.58
16322PA0040010	Rating Area 6	Tobacco User/Non-Tobacco User	16	422.36	422.36
16322PA0040010	Rating Area 6	Tobacco User/Non-Tobacco User	17	435.15	435.15
16322PA0040010	Rating Area 6	Tobacco User/Non-Tobacco User	18	448.91	460.14
16322PA0040010	Rating Area 6	Tobacco User/Non-Tobacco User	19	462.68	474.25
16322PA0040010	Rating Area 6	Tobacco User/Non-Tobacco User	20	476.94	488.86
16322PA0040010	Rating Area 6	Tobacco User/Non-Tobacco User	21	491.69	503.98
16322PA0040010	Rating Area 6	Tobacco User/Non-Tobacco User	22	491.69	503.98
16322PA0040010	Rating Area 6	Tobacco User/Non-Tobacco User	23	491.69	503.98
16322PA0040010	Rating Area 6	Tobacco User/Non-Tobacco User	24	491.69	503.98
16322PA0040010	Rating Area 6	Tobacco User/Non-Tobacco User	25	493.66	506.00
16322PA0040010	Rating Area 6	Tobacco User/Non-Tobacco User	26	503.49	516.08
16322PA0040010	Rating Area 6	Tobacco User/Non-Tobacco User	27	515.29	528.17
16322PA0040010	Rating Area 6	Tobacco User/Non-Tobacco User	28	534.47	547.83
16322PA0040010	Rating Area 6	Tobacco User/Non-Tobacco User	29	550.20	563.96
16322PA0040010	Rating Area 6	Tobacco User/Non-Tobacco User	30	558.07	572.02
16322PA0040010	Rating Area 6	Tobacco User/Non-Tobacco User	31	569.87	584.12
16322PA0040010	Rating Area 6	Tobacco User/Non-Tobacco User	32	581.67	596.21
16322PA0040010	Rating Area 6	Tobacco User/Non-Tobacco User	33	589.04	603.77
16322PA0040010	Rating Area 6	Tobacco User/Non-Tobacco User	34	596.91	611.83
16322PA0040010	Rating Area 6	Tobacco User/Non-Tobacco User	35	600.85	615.87
16322PA0040010	Rating Area 6	Tobacco User/Non-Tobacco User	36	604.78	619.90
16322PA0040010	Rating Area 6	Tobacco User/Non-Tobacco User	37	608.71	623.93
16322PA0040010	Rating Area 6	Tobacco User/Non-Tobacco User	38	612.65	627.96
16322PA0040010	Rating Area 6	Tobacco User/Non-Tobacco User	39	620.51	636.03
16322PA0040010	Rating Area 6	Tobacco User/Non-Tobacco User	40	628.38	644.09
16322PA0040010	Rating Area 6	Tobacco User/Non-Tobacco User	41	640.18	656.18
16322PA0040010	Rating Area 6	Tobacco User/Non-Tobacco User	42	651.49	667.78
16322PA0040010	Rating Area 6	Tobacco User/Non-Tobacco User	43	667.22	683.90
16322PA0040010	Rating Area 6	Tobacco User/Non-Tobacco User	44	686.89	704.06
16322PA0040010	Rating Area 6	Tobacco User/Non-Tobacco User	45	710.00	727.75
16322PA0040010	Rating Area 6	Tobacco User/Non-Tobacco User	46	737.54	755.97
16322PA0040010	Rating Area 6	Tobacco User/Non-Tobacco User	47	768.51	787.72
16322PA0040010	Rating Area 6	Tobacco User/Non-Tobacco User	48	803.91	824.01
16322PA0040010	Rating Area 6	Tobacco User/Non-Tobacco User	49	838.82	859.79
16322PA0040010	Rating Area 6	Tobacco User/Non-Tobacco User	50	878.16	900.11
16322PA0040010	Rating Area 6	Tobacco User/Non-Tobacco User	51	917.00	939.93
16322PA0040010	Rating Area 6	Tobacco User/Non-Tobacco User	52	959.78	983.77
16322PA0040010	Rating Area 6	Tobacco User/Non-Tobacco User	53	1003.05	1028.12
16322PA0040010	Rating Area 6	Tobacco User/Non-Tobacco User	54	1049.76	1076.00
16322PA0040010	Rating Area 6	Tobacco User/Non-Tobacco User	55	1096.47	1123.88
16322PA0040010	Rating Area 6	Tobacco User/Non-Tobacco User	56	1147.11	1175.79
16322PA0040010	Rating Area 6	Tobacco User/Non-Tobacco User	57	1198.25	1228.20
16322PA0040010	Rating Area 6	Tobacco User/Non-Tobacco User	58	1252.83	1284.15
16322PA0040010	Rating Area 6	Tobacco User/Non-Tobacco User	59	1279.87	1311.87
16322PA0040010	Rating Area 6	Tobacco User/Non-Tobacco User	60	1334.45	1367.81
16322PA0040010	Rating Area 6	Tobacco User/Non-Tobacco User	61	1381.65	1416.19
16322PA0040010	Rating Area 6	Tobacco User/Non-Tobacco User	62	1412.63	1447.94
16322PA0040010	Rating Area 6	Tobacco User/Non-Tobacco User	63	1451.47	1487.76
16322PA0040010	Rating Area 6	Tobacco User/Non-Tobacco User	64 and over	1475.07	1511.95
16322PA0040012	Rating Area 1	Tobacco User/Non-Tobacco User	0-14	489.47	489.47
16322PA0040012	Rating Area 1	Tobacco User/Non-Tobacco User	15	532.98	532.98
16322PA0040012	Rating Area 1	Tobacco User/Non-Tobacco User	16	549.61	549.61
16322PA0040012	Rating Area 1	Tobacco User/Non-Tobacco User	17	566.25	566.25
16322PA0040012	Rating Area 1	Tobacco User/Non-Tobacco User	18	584.16	598.77
16322PA0040012	Rating Area 1	Tobacco User/Non-Tobacco User	19	602.08	617.13
16322PA0040012	Rating Area 1	Tobacco User/Non-Tobacco User	20	620.64	636.15
16322PA0040012	Rating Area 1	Tobacco User/Non-Tobacco User	21	639.83	655.83
16322PA0040012	Rating Area 1	Tobacco User/Non-Tobacco User	22	639.83	655.83
16322PA0040012	Rating Area 1	Tobacco User/Non-Tobacco User	23	639.83	655.83
16322PA0040012	Rating Area 1	Tobacco User/Non-Tobacco User	24	639.83	655.83

16322PA0040012	Rating Area 1	Tobacco User/Non-Tobacco User	25	642.39	658.45
16322PA0040012	Rating Area 1	Tobacco User/Non-Tobacco User	26	655.19	671.57
16322PA0040012	Rating Area 1	Tobacco User/Non-Tobacco User	27	670.54	687.31
16322PA0040012	Rating Area 1	Tobacco User/Non-Tobacco User	28	695.50	712.88
16322PA0040012	Rating Area 1	Tobacco User/Non-Tobacco User	29	715.97	733.87
16322PA0040012	Rating Area 1	Tobacco User/Non-Tobacco User	30	726.21	744.36
16322PA0040012	Rating Area 1	Tobacco User/Non-Tobacco User	31	741.56	760.10
16322PA0040012	Rating Area 1	Tobacco User/Non-Tobacco User	32	756.92	775.84
16322PA0040012	Rating Area 1	Tobacco User/Non-Tobacco User	33	766.52	785.68
16322PA0040012	Rating Area 1	Tobacco User/Non-Tobacco User	34	776.75	796.17
16322PA0040012	Rating Area 1	Tobacco User/Non-Tobacco User	35	781.87	801.42
16322PA0040012	Rating Area 1	Tobacco User/Non-Tobacco User	36	786.99	806.67
16322PA0040012	Rating Area 1	Tobacco User/Non-Tobacco User	37	792.11	811.91
16322PA0040012	Rating Area 1	Tobacco User/Non-Tobacco User	38	797.23	817.16
16322PA0040012	Rating Area 1	Tobacco User/Non-Tobacco User	39	807.47	827.65
16322PA0040012	Rating Area 1	Tobacco User/Non-Tobacco User	40	817.70	838.15
16322PA0040012	Rating Area 1	Tobacco User/Non-Tobacco User	41	833.06	853.89
16322PA0040012	Rating Area 1	Tobacco User/Non-Tobacco User	42	847.77	868.97
16322PA0040012	Rating Area 1	Tobacco User/Non-Tobacco User	43	868.25	889.96
16322PA0040012	Rating Area 1	Tobacco User/Non-Tobacco User	44	893.84	916.19
16322PA0040012	Rating Area 1	Tobacco User/Non-Tobacco User	45	923.91	947.01
16322PA0040012	Rating Area 1	Tobacco User/Non-Tobacco User	46	959.75	983.74
16322PA0040012	Rating Area 1	Tobacco User/Non-Tobacco User	47	1000.05	1025.06
16322PA0040012	Rating Area 1	Tobacco User/Non-Tobacco User	48	1046.12	1072.28
16322PA0040012	Rating Area 1	Tobacco User/Non-Tobacco User	49	1091.55	1118.84
16322PA0040012	Rating Area 1	Tobacco User/Non-Tobacco User	50	1142.74	1171.30
16322PA0040012	Rating Area 1	Tobacco User/Non-Tobacco User	51	1193.28	1223.12
16322PA0040012	Rating Area 1	Tobacco User/Non-Tobacco User	52	1248.95	1280.17
16322PA0040012	Rating Area 1	Tobacco User/Non-Tobacco User	53	1305.25	1337.88
16322PA0040012	Rating Area 1	Tobacco User/Non-Tobacco User	54	1366.04	1400.19
16322PA0040012	Rating Area 1	Tobacco User/Non-Tobacco User	55	1426.82	1462.49
16322PA0040012	Rating Area 1	Tobacco User/Non-Tobacco User	56	1492.72	1530.04
16322PA0040012	Rating Area 1	Tobacco User/Non-Tobacco User	57	1559.27	1598.25
16322PA0040012	Rating Area 1	Tobacco User/Non-Tobacco User	58	1630.29	1671.04
16322PA0040012	Rating Area 1	Tobacco User/Non-Tobacco User	59	1665.48	1707.11
16322PA0040012	Rating Area 1	Tobacco User/Non-Tobacco User	60	1736.50	1779.91
16322PA0040012	Rating Area 1	Tobacco User/Non-Tobacco User	61	1797.92	1842.87
16322PA0040012	Rating Area 1	Tobacco User/Non-Tobacco User	62	1838.23	1884.19
16322PA0040012	Rating Area 1	Tobacco User/Non-Tobacco User	63	1888.78	1936.00
16322PA0040012	Rating Area 1	Tobacco User/Non-Tobacco User	64 and over	1919.49	1967.48
16322PA0040012	Rating Area 2	Tobacco User/Non-Tobacco User	0-14	489.47	489.47
16322PA0040012	Rating Area 2	Tobacco User/Non-Tobacco User	15	532.98	532.98
16322PA0040012	Rating Area 2	Tobacco User/Non-Tobacco User	16	549.61	549.61
16322PA0040012	Rating Area 2	Tobacco User/Non-Tobacco User	17	566.25	566.25
16322PA0040012	Rating Area 2	Tobacco User/Non-Tobacco User	18	584.16	598.77
16322PA0040012	Rating Area 2	Tobacco User/Non-Tobacco User	19	602.08	617.13
16322PA0040012	Rating Area 2	Tobacco User/Non-Tobacco User	20	620.64	636.15
16322PA0040012	Rating Area 2	Tobacco User/Non-Tobacco User	21	639.83	655.83
16322PA0040012	Rating Area 2	Tobacco User/Non-Tobacco User	22	639.83	655.83
16322PA0040012	Rating Area 2	Tobacco User/Non-Tobacco User	23	639.83	655.83
16322PA0040012	Rating Area 2	Tobacco User/Non-Tobacco User	24	639.83	655.83
16322PA0040012	Rating Area 2	Tobacco User/Non-Tobacco User	25	642.39	658.45
16322PA0040012	Rating Area 2	Tobacco User/Non-Tobacco User	26	655.19	671.57
16322PA0040012	Rating Area 2	Tobacco User/Non-Tobacco User	27	670.54	687.31
16322PA0040012	Rating Area 2	Tobacco User/Non-Tobacco User	28	695.50	712.88
16322PA0040012	Rating Area 2	Tobacco User/Non-Tobacco User	29	715.97	733.87
16322PA0040012	Rating Area 2	Tobacco User/Non-Tobacco User	30	726.21	744.36
16322PA0040012	Rating Area 2	Tobacco User/Non-Tobacco User	31	741.56	760.10
16322PA0040012	Rating Area 2	Tobacco User/Non-Tobacco User	32	756.92	775.84
16322PA0040012	Rating Area 2	Tobacco User/Non-Tobacco User	33	766.52	785.68
16322PA0040012	Rating Area 2	Tobacco User/Non-Tobacco User	34	776.75	796.17
16322PA0040012	Rating Area 2	Tobacco User/Non-Tobacco User	35	781.87	801.42
16322PA0040012	Rating Area 2	Tobacco User/Non-Tobacco User	36	786.99	806.67
16322PA0040012	Rating Area 2	Tobacco User/Non-Tobacco User	37	792.11	811.91
16322PA0040012	Rating Area 2	Tobacco User/Non-Tobacco User	38	797.23	817.16
16322PA0040012	Rating Area 2	Tobacco User/Non-Tobacco User	39	807.47	827.65
16322PA0040012	Rating Area 2	Tobacco User/Non-Tobacco User	40	817.70	838.15
16322PA0040012	Rating Area 2	Tobacco User/Non-Tobacco User	41	833.06	853.89
16322PA0040012	Rating Area 2	Tobacco User/Non-Tobacco User	42	847.77	868.97
16322PA0040012	Rating Area 2	Tobacco User/Non-Tobacco User	43	868.25	889.96
16322PA0040012	Rating Area 2	Tobacco User/Non-Tobacco User	44	893.84	916.19
16322PA0040012	Rating Area 2	Tobacco User/Non-Tobacco User	45	923.91	947.01
16322PA0040012	Rating Area 2	Tobacco User/Non-Tobacco User	46	959.75	983.74
16322PA0040012	Rating Area 2	Tobacco User/Non-Tobacco User	47	1000.05	1025.06
16322PA0040012	Rating Area 2	Tobacco User/Non-Tobacco User	48	1046.12	1072.28
16322PA0040012	Rating Area 2	Tobacco User/Non-Tobacco User	49	1091.55	1118.84
16322PA0040012	Rating Area 2	Tobacco User/Non-Tobacco User	50	1142.74	1171.30
16322PA0040012	Rating Area 2	Tobacco User/Non-Tobacco User	51	1193.28	1223.12
16322PA0040012	Rating Area 2	Tobacco User/Non-Tobacco User	52	1248.95	1280.17
16322PA0040012	Rating Area 2	Tobacco User/Non-Tobacco User	53	1305.25	1337.88
16322PA0040012	Rating Area 2	Tobacco User/Non-Tobacco User	54	1366.04	1400.19
16322PA0040012	Rating Area 2	Tobacco User/Non-Tobacco User	55	1426.82	1462.49
16322PA0040012	Rating Area 2	Tobacco User/Non-Tobacco User	56	1492.72	1530.04
16322PA0040012	Rating Area 2	Tobacco User/Non-Tobacco User	57	1559.27	1598.25
16322PA0040012	Rating Area 2	Tobacco User/Non-Tobacco User	58	1630.29	1671.04
16322PA0040012	Rating Area 2	Tobacco User/Non-Tobacco User	59	1665.48	1707.11
16322PA0040012	Rating Area 2	Tobacco User/Non-Tobacco User	60	1736.50	1779.91
16322PA0040012	Rating Area 2	Tobacco User/Non-Tobacco User	61	1797.92	1842.87
16322PA0040012	Rating Area 2	Tobacco User/Non-Tobacco User	62	1838.23	1884.19
16322PA0040012	Rating Area 2	Tobacco User/Non-Tobacco User	63	1888.78	1936.00
16322PA0040012	Rating Area 2	Tobacco User/Non-Tobacco User	64 and over	1919.49	1967.48
16322PA0040012	Rating Area 4	Tobacco User/Non-Tobacco User	0-14	489.47	489.47
16322PA0040012	Rating Area 4	Tobacco User/Non-Tobacco User	15	532.98	532.98
16322PA0040012	Rating Area 4	Tobacco User/Non-Tobacco User	16	549.61	549.61
16322PA0040012	Rating Area 4	Tobacco User/Non-Tobacco User	17	566.25	566.25
16322PA0040012	Rating Area 4	Tobacco User/Non-Tobacco User	18	584.16	598.77
16322PA0040012	Rating Area 4	Tobacco User/Non-Tobacco User	19	602.08	617.13
16322PA0040012	Rating Area 4	Tobacco User/Non-Tobacco User	20	620.64	636.15
16322PA0040012	Rating Area 4	Tobacco User/Non-Tobacco User	21	639.83	655.83
16322PA0040012	Rating Area 4	Tobacco User/Non-Tobacco User	22	639.83	655.83
16322PA0040012	Rating Area 4	Tobacco User/Non-Tobacco User	23	639.83	655.83
16322PA0040012	Rating Area 4	Tobacco User/Non-Tobacco User	24	639.83	655.83
16322PA0040012	Rating Area 4	Tobacco User/Non-Tobacco User	25	642.39	658.45
16322PA0040012	Rating Area 4	Tobacco User/Non-Tobacco User	26	655.19	671.57
16322PA0040012	Rating Area 4	Tobacco User/Non-Tobacco User	27	670.54	687.31

16322PA0040012	Rating Area 4	Tobacco User/Non-Tobacco User	28	695.50	712.88
16322PA0040012	Rating Area 4	Tobacco User/Non-Tobacco User	29	715.97	733.87
16322PA0040012	Rating Area 4	Tobacco User/Non-Tobacco User	30	726.21	744.36
16322PA0040012	Rating Area 4	Tobacco User/Non-Tobacco User	31	741.56	760.10
16322PA0040012	Rating Area 4	Tobacco User/Non-Tobacco User	32	756.92	775.84
16322PA0040012	Rating Area 4	Tobacco User/Non-Tobacco User	33	766.52	785.68
16322PA0040012	Rating Area 4	Tobacco User/Non-Tobacco User	34	776.75	796.17
16322PA0040012	Rating Area 4	Tobacco User/Non-Tobacco User	35	781.87	801.42
16322PA0040012	Rating Area 4	Tobacco User/Non-Tobacco User	36	786.99	806.67
16322PA0040012	Rating Area 4	Tobacco User/Non-Tobacco User	37	792.11	811.91
16322PA0040012	Rating Area 4	Tobacco User/Non-Tobacco User	38	797.23	817.16
16322PA0040012	Rating Area 4	Tobacco User/Non-Tobacco User	39	807.47	827.65
16322PA0040012	Rating Area 4	Tobacco User/Non-Tobacco User	40	817.70	838.15
16322PA0040012	Rating Area 4	Tobacco User/Non-Tobacco User	41	833.06	853.89
16322PA0040012	Rating Area 4	Tobacco User/Non-Tobacco User	42	847.77	868.97
16322PA0040012	Rating Area 4	Tobacco User/Non-Tobacco User	43	868.25	889.96
16322PA0040012	Rating Area 4	Tobacco User/Non-Tobacco User	44	893.84	916.19
16322PA0040012	Rating Area 4	Tobacco User/Non-Tobacco User	45	923.91	947.01
16322PA0040012	Rating Area 4	Tobacco User/Non-Tobacco User	46	959.75	983.74
16322PA0040012	Rating Area 4	Tobacco User/Non-Tobacco User	47	1000.05	1025.06
16322PA0040012	Rating Area 4	Tobacco User/Non-Tobacco User	48	1046.12	1072.28
16322PA0040012	Rating Area 4	Tobacco User/Non-Tobacco User	49	1091.55	1118.84
16322PA0040012	Rating Area 4	Tobacco User/Non-Tobacco User	50	1142.74	1171.30
16322PA0040012	Rating Area 4	Tobacco User/Non-Tobacco User	51	1193.28	1223.12
16322PA0040012	Rating Area 4	Tobacco User/Non-Tobacco User	52	1248.95	1280.17
16322PA0040012	Rating Area 4	Tobacco User/Non-Tobacco User	53	1305.25	1337.88
16322PA0040012	Rating Area 4	Tobacco User/Non-Tobacco User	54	1366.04	1400.19
16322PA0040012	Rating Area 4	Tobacco User/Non-Tobacco User	55	1426.82	1462.49
16322PA0040012	Rating Area 4	Tobacco User/Non-Tobacco User	56	1492.72	1530.04
16322PA0040012	Rating Area 4	Tobacco User/Non-Tobacco User	57	1559.27	1598.25
16322PA0040012	Rating Area 4	Tobacco User/Non-Tobacco User	58	1630.29	1671.04
16322PA0040012	Rating Area 4	Tobacco User/Non-Tobacco User	59	1665.48	1707.11
16322PA0040012	Rating Area 4	Tobacco User/Non-Tobacco User	60	1736.50	1779.91
16322PA0040012	Rating Area 4	Tobacco User/Non-Tobacco User	61	1797.92	1842.87
16322PA0040012	Rating Area 4	Tobacco User/Non-Tobacco User	62	1838.23	1884.19
16322PA0040012	Rating Area 4	Tobacco User/Non-Tobacco User	63	1888.78	1936.00
16322PA0040012	Rating Area 4	Tobacco User/Non-Tobacco User	64 and over	1919.49	1967.48
16322PA0040012	Rating Area 5	Tobacco User/Non-Tobacco User	0-14	489.47	489.47
16322PA0040012	Rating Area 5	Tobacco User/Non-Tobacco User	15	532.98	532.98
16322PA0040012	Rating Area 5	Tobacco User/Non-Tobacco User	16	549.61	549.61
16322PA0040012	Rating Area 5	Tobacco User/Non-Tobacco User	17	566.25	566.25
16322PA0040012	Rating Area 5	Tobacco User/Non-Tobacco User	18	584.16	598.77
16322PA0040012	Rating Area 5	Tobacco User/Non-Tobacco User	19	602.08	617.13
16322PA0040012	Rating Area 5	Tobacco User/Non-Tobacco User	20	620.64	636.15
16322PA0040012	Rating Area 5	Tobacco User/Non-Tobacco User	21	639.83	655.83
16322PA0040012	Rating Area 5	Tobacco User/Non-Tobacco User	22	639.83	655.83
16322PA0040012	Rating Area 5	Tobacco User/Non-Tobacco User	23	639.83	655.83
16322PA0040012	Rating Area 5	Tobacco User/Non-Tobacco User	24	639.83	655.83
16322PA0040012	Rating Area 5	Tobacco User/Non-Tobacco User	25	642.39	658.45
16322PA0040012	Rating Area 5	Tobacco User/Non-Tobacco User	26	655.19	671.57
16322PA0040012	Rating Area 5	Tobacco User/Non-Tobacco User	27	705.54	687.31
16322PA0040012	Rating Area 5	Tobacco User/Non-Tobacco User	28	695.50	712.88
16322PA0040012	Rating Area 5	Tobacco User/Non-Tobacco User	29	715.97	733.87
16322PA0040012	Rating Area 5	Tobacco User/Non-Tobacco User	30	726.21	744.36
16322PA0040012	Rating Area 5	Tobacco User/Non-Tobacco User	31	741.56	760.10
16322PA0040012	Rating Area 5	Tobacco User/Non-Tobacco User	32	756.92	775.84
16322PA0040012	Rating Area 5	Tobacco User/Non-Tobacco User	33	766.52	785.68
16322PA0040012	Rating Area 5	Tobacco User/Non-Tobacco User	34	776.75	796.17
16322PA0040012	Rating Area 5	Tobacco User/Non-Tobacco User	35	781.87	801.42
16322PA0040012	Rating Area 5	Tobacco User/Non-Tobacco User	36	786.99	806.67
16322PA0040012	Rating Area 5	Tobacco User/Non-Tobacco User	37	792.11	811.91
16322PA0040012	Rating Area 5	Tobacco User/Non-Tobacco User	38	797.23	817.16
16322PA0040012	Rating Area 5	Tobacco User/Non-Tobacco User	39	807.47	827.65
16322PA0040012	Rating Area 5	Tobacco User/Non-Tobacco User	40	817.70	838.15
16322PA0040012	Rating Area 5	Tobacco User/Non-Tobacco User	41	833.06	853.89
16322PA0040012	Rating Area 5	Tobacco User/Non-Tobacco User	42	847.77	868.97
16322PA0040012	Rating Area 5	Tobacco User/Non-Tobacco User	43	868.25	889.96
16322PA0040012	Rating Area 5	Tobacco User/Non-Tobacco User	44	893.84	916.19
16322PA0040012	Rating Area 5	Tobacco User/Non-Tobacco User	45	923.91	947.01
16322PA0040012	Rating Area 5	Tobacco User/Non-Tobacco User	46	959.75	983.74
16322PA0040012	Rating Area 5	Tobacco User/Non-Tobacco User	47	1000.05	1025.06
16322PA0040012	Rating Area 5	Tobacco User/Non-Tobacco User	48	1046.12	1072.28
16322PA0040012	Rating Area 5	Tobacco User/Non-Tobacco User	49	1091.55	1118.84
16322PA0040012	Rating Area 5	Tobacco User/Non-Tobacco User	50	1142.74	1171.30
16322PA0040012	Rating Area 5	Tobacco User/Non-Tobacco User	51	1193.28	1223.12
16322PA0040012	Rating Area 5	Tobacco User/Non-Tobacco User	52	1248.95	1280.17
16322PA0040012	Rating Area 5	Tobacco User/Non-Tobacco User	53	1305.25	1337.88
16322PA0040012	Rating Area 5	Tobacco User/Non-Tobacco User	54	1366.04	1400.19
16322PA0040012	Rating Area 5	Tobacco User/Non-Tobacco User	55	1426.82	1462.49
16322PA0040012	Rating Area 5	Tobacco User/Non-Tobacco User	56	1492.72	1530.04
16322PA0040012	Rating Area 5	Tobacco User/Non-Tobacco User	57	1559.27	1598.25
16322PA0040012	Rating Area 5	Tobacco User/Non-Tobacco User	58	1630.29	1671.04
16322PA0040012	Rating Area 5	Tobacco User/Non-Tobacco User	59	1665.48	1707.11
16322PA0040012	Rating Area 5	Tobacco User/Non-Tobacco User	60	1736.50	1779.91
16322PA0040012	Rating Area 5	Tobacco User/Non-Tobacco User	61	1797.92	1842.87
16322PA0040012	Rating Area 5	Tobacco User/Non-Tobacco User	62	1838.23	1884.19
16322PA0040012	Rating Area 5	Tobacco User/Non-Tobacco User	63	1888.78	1936.00
16322PA0040012	Rating Area 5	Tobacco User/Non-Tobacco User	64 and over	1919.49	1967.48
16322PA0040012	Rating Area 6	Tobacco User/Non-Tobacco User	0-14	659.23	659.23
16322PA0040012	Rating Area 6	Tobacco User/Non-Tobacco User	15	717.83	717.83
16322PA0040012	Rating Area 6	Tobacco User/Non-Tobacco User	16	740.23	740.23
16322PA0040012	Rating Area 6	Tobacco User/Non-Tobacco User	17	762.64	762.64
16322PA0040012	Rating Area 6	Tobacco User/Non-Tobacco User	18	786.77	806.44
16322PA0040012	Rating Area 6	Tobacco User/Non-Tobacco User	19	810.90	831.17
16322PA0040012	Rating Area 6	Tobacco User/Non-Tobacco User	20	835.89	856.78
16322PA0040012	Rating Area 6	Tobacco User/Non-Tobacco User	21	861.74	883.28
16322PA0040012	Rating Area 6	Tobacco User/Non-Tobacco User	22	861.74	883.28
16322PA0040012	Rating Area 6	Tobacco User/Non-Tobacco User	23	861.74	883.28
16322PA0040012	Rating Area 6	Tobacco User/Non-Tobacco User	24	861.74	883.28
16322PA0040012	Rating Area 6	Tobacco User/Non-Tobacco User	25	865.19	886.82
16322PA0040012	Rating Area 6	Tobacco User/Non-Tobacco User	26	882.42	904.48
16322PA0040012	Rating Area 6	Tobacco User/Non-Tobacco User	27	903.10	925.68
16322PA0040012	Rating Area 6	Tobacco User/Non-Tobacco User	28	936.71	960.13
16322PA0040012	Rating Area 6	Tobacco User/Non-Tobacco User	29	964.29	988.39
16322PA0040012	Rating Area 6	Tobacco User/Non-Tobacco User	30	978.07	1002.53

16322PA0040012	Rating Area 6	Tobacco User/Non-Tobacco User	31	998.76	1023.73
16322PA0040012	Rating Area 6	Tobacco User/Non-Tobacco User	32	1019.44	1044.82
16322PA0040012	Rating Area 6	Tobacco User/Non-Tobacco User	33	1032.36	1058.17
16322PA0040012	Rating Area 6	Tobacco User/Non-Tobacco User	34	1046.15	1072.31
16322PA0040012	Rating Area 6	Tobacco User/Non-Tobacco User	35	1053.05	1079.37
16322PA0040012	Rating Area 6	Tobacco User/Non-Tobacco User	36	1059.94	1086.44
16322PA0040012	Rating Area 6	Tobacco User/Non-Tobacco User	37	1066.83	1093.50
16322PA0040012	Rating Area 6	Tobacco User/Non-Tobacco User	38	1073.73	1100.57
16322PA0040012	Rating Area 6	Tobacco User/Non-Tobacco User	39	1087.52	1114.70
16322PA0040012	Rating Area 6	Tobacco User/Non-Tobacco User	40	1101.30	1128.84
16322PA0040012	Rating Area 6	Tobacco User/Non-Tobacco User	41	1121.99	1150.04
16322PA0040012	Rating Area 6	Tobacco User/Non-Tobacco User	42	1141.81	1170.35
16322PA0040012	Rating Area 6	Tobacco User/Non-Tobacco User	43	1169.38	1198.62
16322PA0040012	Rating Area 6	Tobacco User/Non-Tobacco User	44	1203.85	1233.95
16322PA0040012	Rating Area 6	Tobacco User/Non-Tobacco User	45	1244.35	1275.46
16322PA0040012	Rating Area 6	Tobacco User/Non-Tobacco User	46	1292.61	1324.93
16322PA0040012	Rating Area 6	Tobacco User/Non-Tobacco User	47	1346.90	1380.57
16322PA0040012	Rating Area 6	Tobacco User/Non-Tobacco User	48	1408.94	1444.17
16322PA0040012	Rating Area 6	Tobacco User/Non-Tobacco User	49	1470.13	1506.88
16322PA0040012	Rating Area 6	Tobacco User/Non-Tobacco User	50	1539.07	1577.54
16322PA0040012	Rating Area 6	Tobacco User/Non-Tobacco User	51	1607.15	1647.32
16322PA0040012	Rating Area 6	Tobacco User/Non-Tobacco User	52	1682.12	1724.17
16322PA0040012	Rating Area 6	Tobacco User/Non-Tobacco User	53	1757.95	1801.90
16322PA0040012	Rating Area 6	Tobacco User/Non-Tobacco User	54	1839.81	1885.81
16322PA0040012	Rating Area 6	Tobacco User/Non-Tobacco User	55	1921.68	1969.72
16322PA0040012	Rating Area 6	Tobacco User/Non-Tobacco User	56	2010.44	2060.70
16322PA0040012	Rating Area 6	Tobacco User/Non-Tobacco User	57	2100.06	2152.56
16322PA0040012	Rating Area 6	Tobacco User/Non-Tobacco User	58	2195.71	2250.61
16322PA0040012	Rating Area 6	Tobacco User/Non-Tobacco User	59	2243.11	2299.19
16322PA0040012	Rating Area 6	Tobacco User/Non-Tobacco User	60	2338.76	2397.23
16322PA0040012	Rating Area 6	Tobacco User/Non-Tobacco User	61	2421.49	2482.03
16322PA0040012	Rating Area 6	Tobacco User/Non-Tobacco User	62	2475.78	2537.67
16322PA0040012	Rating Area 6	Tobacco User/Non-Tobacco User	63	2543.86	2607.45
16322PA0040012	Rating Area 6	Tobacco User/Non-Tobacco User	64 and over	2585.22	2649.85
16322PA0040024	Rating Area 1	Tobacco User/Non-Tobacco User	0-14	201.70	201.70
16322PA0040024	Rating Area 1	Tobacco User/Non-Tobacco User	15	219.63	219.63
16322PA0040024	Rating Area 1	Tobacco User/Non-Tobacco User	16	226.48	226.48
16322PA0040024	Rating Area 1	Tobacco User/Non-Tobacco User	17	233.34	233.34
16322PA0040024	Rating Area 1	Tobacco User/Non-Tobacco User	18	240.72	246.74
16322PA0040024	Rating Area 1	Tobacco User/Non-Tobacco User	19	248.10	254.31
16322PA0040024	Rating Area 1	Tobacco User/Non-Tobacco User	20	255.75	262.14
16322PA0040024	Rating Area 1	Tobacco User/Non-Tobacco User	21	263.66	270.25
16322PA0040024	Rating Area 1	Tobacco User/Non-Tobacco User	22	263.66	270.25
16322PA0040024	Rating Area 1	Tobacco User/Non-Tobacco User	23	263.66	270.25
16322PA0040024	Rating Area 1	Tobacco User/Non-Tobacco User	24	263.66	270.25
16322PA0040024	Rating Area 1	Tobacco User/Non-Tobacco User	25	264.71	271.33
16322PA0040024	Rating Area 1	Tobacco User/Non-Tobacco User	26	269.99	276.74
16322PA0040024	Rating Area 1	Tobacco User/Non-Tobacco User	27	276.32	283.22
16322PA0040024	Rating Area 1	Tobacco User/Non-Tobacco User	28	286.60	293.76
16322PA0040024	Rating Area 1	Tobacco User/Non-Tobacco User	29	295.04	302.41
16322PA0040024	Rating Area 1	Tobacco User/Non-Tobacco User	30	299.25	306.74
16322PA0040024	Rating Area 1	Tobacco User/Non-Tobacco User	31	305.58	313.22
16322PA0040024	Rating Area 1	Tobacco User/Non-Tobacco User	32	311.91	319.71
16322PA0040024	Rating Area 1	Tobacco User/Non-Tobacco User	33	315.86	323.76
16322PA0040024	Rating Area 1	Tobacco User/Non-Tobacco User	34	320.08	328.09
16322PA0040024	Rating Area 1	Tobacco User/Non-Tobacco User	35	322.19	330.25
16322PA0040024	Rating Area 1	Tobacco User/Non-Tobacco User	36	324.30	332.41
16322PA0040024	Rating Area 1	Tobacco User/Non-Tobacco User	37	326.41	334.57
16322PA0040024	Rating Area 1	Tobacco User/Non-Tobacco User	38	328.52	336.73
16322PA0040024	Rating Area 1	Tobacco User/Non-Tobacco User	39	332.74	341.06
16322PA0040024	Rating Area 1	Tobacco User/Non-Tobacco User	40	336.96	345.38
16322PA0040024	Rating Area 1	Tobacco User/Non-Tobacco User	41	343.29	351.87
16322PA0040024	Rating Area 1	Tobacco User/Non-Tobacco User	42	349.35	358.08
16322PA0040024	Rating Area 1	Tobacco User/Non-Tobacco User	43	357.79	366.73
16322PA0040024	Rating Area 1	Tobacco User/Non-Tobacco User	44	368.33	377.54
16322PA0040024	Rating Area 1	Tobacco User/Non-Tobacco User	45	380.73	390.24
16322PA0040024	Rating Area 1	Tobacco User/Non-Tobacco User	46	395.49	405.38
16322PA0040024	Rating Area 1	Tobacco User/Non-Tobacco User	47	412.10	422.40
16322PA0040024	Rating Area 1	Tobacco User/Non-Tobacco User	48	431.08	441.86
16322PA0040024	Rating Area 1	Tobacco User/Non-Tobacco User	49	449.80	461.05
16322PA0040024	Rating Area 1	Tobacco User/Non-Tobacco User	50	470.90	482.67
16322PA0040024	Rating Area 1	Tobacco User/Non-Tobacco User	51	491.73	504.02
16322PA0040024	Rating Area 1	Tobacco User/Non-Tobacco User	52	514.66	527.53
16322PA0040024	Rating Area 1	Tobacco User/Non-Tobacco User	53	537.87	551.31
16322PA0040024	Rating Area 1	Tobacco User/Non-Tobacco User	54	562.91	576.99
16322PA0040024	Rating Area 1	Tobacco User/Non-Tobacco User	55	587.96	602.66
16322PA0040024	Rating Area 1	Tobacco User/Non-Tobacco User	56	615.12	630.50
16322PA0040024	Rating Area 1	Tobacco User/Non-Tobacco User	57	642.54	658.60
16322PA0040024	Rating Area 1	Tobacco User/Non-Tobacco User	58	671.81	688.60
16322PA0040024	Rating Area 1	Tobacco User/Non-Tobacco User	59	686.31	703.46
16322PA0040024	Rating Area 1	Tobacco User/Non-Tobacco User	60	715.57	733.46
16322PA0040024	Rating Area 1	Tobacco User/Non-Tobacco User	61	740.88	759.41
16322PA0040024	Rating Area 1	Tobacco User/Non-Tobacco User	62	757.50	776.43
16322PA0040024	Rating Area 1	Tobacco User/Non-Tobacco User	63	778.32	797.78
16322PA0040024	Rating Area 1	Tobacco User/Non-Tobacco User	64 and over	790.98	810.75
16322PA0040024	Rating Area 2	Tobacco User/Non-Tobacco User	0-14	201.70	201.70
16322PA0040024	Rating Area 2	Tobacco User/Non-Tobacco User	15	219.63	219.63
16322PA0040024	Rating Area 2	Tobacco User/Non-Tobacco User	16	226.48	226.48
16322PA0040024	Rating Area 2	Tobacco User/Non-Tobacco User	17	233.34	233.34
16322PA0040024	Rating Area 2	Tobacco User/Non-Tobacco User	18	240.72	246.74
16322PA0040024	Rating Area 2	Tobacco User/Non-Tobacco User	19	248.10	254.31
16322PA0040024	Rating Area 2	Tobacco User/Non-Tobacco User	20	255.75	262.14
16322PA0040024	Rating Area 2	Tobacco User/Non-Tobacco User	21	263.66	270.25
16322PA0040024	Rating Area 2	Tobacco User/Non-Tobacco User	22	263.66	270.25
16322PA0040024	Rating Area 2	Tobacco User/Non-Tobacco User	23	263.66	270.25
16322PA0040024	Rating Area 2	Tobacco User/Non-Tobacco User	24	263.66	270.25
16322PA0040024	Rating Area 2	Tobacco User/Non-Tobacco User	25	264.71	271.33
16322PA0040024	Rating Area 2	Tobacco User/Non-Tobacco User	26	269.99	276.74
16322PA0040024	Rating Area 2	Tobacco User/Non-Tobacco User	27	276.32	283.22
16322PA0040024	Rating Area 2	Tobacco User/Non-Tobacco User	28	286.60	293.76
16322PA0040024	Rating Area 2	Tobacco User/Non-Tobacco User	29	295.04	302.41
16322PA0040024	Rating Area 2	Tobacco User/Non-Tobacco User	30	299.25	306.74
16322PA0040024	Rating Area 2	Tobacco User/Non-Tobacco User	31	305.58	313.22
16322PA0040024	Rating Area 2	Tobacco User/Non-Tobacco User	32	311.91	319.71
16322PA0040024	Rating Area 2	Tobacco User/Non-Tobacco User	33	315.86	323.76

16322PA0040024	Rating Area 2	Tobacco User/Non-Tobacco User	34	320.08	328.09
16322PA0040024	Rating Area 2	Tobacco User/Non-Tobacco User	35	322.19	330.25
16322PA0040024	Rating Area 2	Tobacco User/Non-Tobacco User	36	324.30	332.41
16322PA0040024	Rating Area 2	Tobacco User/Non-Tobacco User	37	326.41	334.57
16322PA0040024	Rating Area 2	Tobacco User/Non-Tobacco User	38	328.52	336.73
16322PA0040024	Rating Area 2	Tobacco User/Non-Tobacco User	39	332.74	341.06
16322PA0040024	Rating Area 2	Tobacco User/Non-Tobacco User	40	336.96	345.38
16322PA0040024	Rating Area 2	Tobacco User/Non-Tobacco User	41	343.29	351.87
16322PA0040024	Rating Area 2	Tobacco User/Non-Tobacco User	42	349.35	358.08
16322PA0040024	Rating Area 2	Tobacco User/Non-Tobacco User	43	357.79	366.73
16322PA0040024	Rating Area 2	Tobacco User/Non-Tobacco User	44	368.33	377.54
16322PA0040024	Rating Area 2	Tobacco User/Non-Tobacco User	45	380.73	390.24
16322PA0040024	Rating Area 2	Tobacco User/Non-Tobacco User	46	395.49	405.38
16322PA0040024	Rating Area 2	Tobacco User/Non-Tobacco User	47	412.10	422.40
16322PA0040024	Rating Area 2	Tobacco User/Non-Tobacco User	48	431.08	441.86
16322PA0040024	Rating Area 2	Tobacco User/Non-Tobacco User	49	449.80	461.05
16322PA0040024	Rating Area 2	Tobacco User/Non-Tobacco User	50	470.90	482.67
16322PA0040024	Rating Area 2	Tobacco User/Non-Tobacco User	51	491.73	504.02
16322PA0040024	Rating Area 2	Tobacco User/Non-Tobacco User	52	514.66	527.53
16322PA0040024	Rating Area 2	Tobacco User/Non-Tobacco User	53	537.87	551.31
16322PA0040024	Rating Area 2	Tobacco User/Non-Tobacco User	54	562.91	576.99
16322PA0040024	Rating Area 2	Tobacco User/Non-Tobacco User	55	587.96	602.66
16322PA0040024	Rating Area 2	Tobacco User/Non-Tobacco User	56	615.12	630.50
16322PA0040024	Rating Area 2	Tobacco User/Non-Tobacco User	57	642.54	658.60
16322PA0040024	Rating Area 2	Tobacco User/Non-Tobacco User	58	671.81	688.60
16322PA0040024	Rating Area 2	Tobacco User/Non-Tobacco User	59	686.31	703.46
16322PA0040024	Rating Area 2	Tobacco User/Non-Tobacco User	60	715.57	733.46
16322PA0040024	Rating Area 2	Tobacco User/Non-Tobacco User	61	740.88	759.41
16322PA0040024	Rating Area 2	Tobacco User/Non-Tobacco User	62	757.50	776.43
16322PA0040024	Rating Area 2	Tobacco User/Non-Tobacco User	63	778.32	797.78
16322PA0040024	Rating Area 2	Tobacco User/Non-Tobacco User	64 and over	790.98	810.75
16322PA0040024	Rating Area 4	Tobacco User/Non-Tobacco User	0-14	201.70	201.70
16322PA0040024	Rating Area 4	Tobacco User/Non-Tobacco User	15	219.63	219.63
16322PA0040024	Rating Area 4	Tobacco User/Non-Tobacco User	16	226.48	226.48
16322PA0040024	Rating Area 4	Tobacco User/Non-Tobacco User	17	233.34	233.34
16322PA0040024	Rating Area 4	Tobacco User/Non-Tobacco User	18	240.72	246.74
16322PA0040024	Rating Area 4	Tobacco User/Non-Tobacco User	19	248.10	254.31
16322PA0040024	Rating Area 4	Tobacco User/Non-Tobacco User	20	255.75	262.14
16322PA0040024	Rating Area 4	Tobacco User/Non-Tobacco User	21	263.66	270.25
16322PA0040024	Rating Area 4	Tobacco User/Non-Tobacco User	22	263.66	270.25
16322PA0040024	Rating Area 4	Tobacco User/Non-Tobacco User	23	263.66	270.25
16322PA0040024	Rating Area 4	Tobacco User/Non-Tobacco User	24	263.66	270.25
16322PA0040024	Rating Area 4	Tobacco User/Non-Tobacco User	25	264.71	271.33
16322PA0040024	Rating Area 4	Tobacco User/Non-Tobacco User	26	269.99	276.74
16322PA0040024	Rating Area 4	Tobacco User/Non-Tobacco User	27	276.32	283.22
16322PA0040024	Rating Area 4	Tobacco User/Non-Tobacco User	28	286.60	293.76
16322PA0040024	Rating Area 4	Tobacco User/Non-Tobacco User	29	295.04	302.41
16322PA0040024	Rating Area 4	Tobacco User/Non-Tobacco User	30	299.25	306.74
16322PA0040024	Rating Area 4	Tobacco User/Non-Tobacco User	31	305.58	313.22
16322PA0040024	Rating Area 4	Tobacco User/Non-Tobacco User	32	311.91	319.71
16322PA0040024	Rating Area 4	Tobacco User/Non-Tobacco User	33	315.86	323.76
16322PA0040024	Rating Area 4	Tobacco User/Non-Tobacco User	34	320.08	328.09
16322PA0040024	Rating Area 4	Tobacco User/Non-Tobacco User	35	322.19	330.25
16322PA0040024	Rating Area 4	Tobacco User/Non-Tobacco User	36	324.30	332.41
16322PA0040024	Rating Area 4	Tobacco User/Non-Tobacco User	37	326.41	334.57
16322PA0040024	Rating Area 4	Tobacco User/Non-Tobacco User	38	328.52	336.73
16322PA0040024	Rating Area 4	Tobacco User/Non-Tobacco User	39	332.74	341.06
16322PA0040024	Rating Area 4	Tobacco User/Non-Tobacco User	40	336.96	345.38
16322PA0040024	Rating Area 4	Tobacco User/Non-Tobacco User	41	343.29	351.87
16322PA0040024	Rating Area 4	Tobacco User/Non-Tobacco User	42	349.35	358.08
16322PA0040024	Rating Area 4	Tobacco User/Non-Tobacco User	43	357.79	366.73
16322PA0040024	Rating Area 4	Tobacco User/Non-Tobacco User	44	368.33	377.54
16322PA0040024	Rating Area 4	Tobacco User/Non-Tobacco User	45	380.73	390.24
16322PA0040024	Rating Area 4	Tobacco User/Non-Tobacco User	46	395.49	405.38
16322PA0040024	Rating Area 4	Tobacco User/Non-Tobacco User	47	412.10	422.40
16322PA0040024	Rating Area 4	Tobacco User/Non-Tobacco User	48	431.08	441.86
16322PA0040024	Rating Area 4	Tobacco User/Non-Tobacco User	49	449.80	461.05
16322PA0040024	Rating Area 4	Tobacco User/Non-Tobacco User	50	470.90	482.67
16322PA0040024	Rating Area 4	Tobacco User/Non-Tobacco User	51	491.73	504.02
16322PA0040024	Rating Area 4	Tobacco User/Non-Tobacco User	52	514.66	527.53
16322PA0040024	Rating Area 4	Tobacco User/Non-Tobacco User	53	537.87	551.31
16322PA0040024	Rating Area 4	Tobacco User/Non-Tobacco User	54	562.91	576.99
16322PA0040024	Rating Area 4	Tobacco User/Non-Tobacco User	55	587.96	602.66
16322PA0040024	Rating Area 4	Tobacco User/Non-Tobacco User	56	615.12	630.50
16322PA0040024	Rating Area 4	Tobacco User/Non-Tobacco User	57	642.54	658.60
16322PA0040024	Rating Area 4	Tobacco User/Non-Tobacco User	58	671.81	688.60
16322PA0040024	Rating Area 4	Tobacco User/Non-Tobacco User	59	686.31	703.46
16322PA0040024	Rating Area 4	Tobacco User/Non-Tobacco User	60	715.57	733.46
16322PA0040024	Rating Area 4	Tobacco User/Non-Tobacco User	61	740.88	759.41
16322PA0040024	Rating Area 4	Tobacco User/Non-Tobacco User	62	757.50	776.43
16322PA0040024	Rating Area 4	Tobacco User/Non-Tobacco User	63	778.32	797.78
16322PA0040024	Rating Area 4	Tobacco User/Non-Tobacco User	64 and over	790.98	810.75
16322PA0040024	Rating Area 5	Tobacco User/Non-Tobacco User	0-14	201.70	201.70
16322PA0040024	Rating Area 5	Tobacco User/Non-Tobacco User	15	219.63	219.63
16322PA0040024	Rating Area 5	Tobacco User/Non-Tobacco User	16	226.48	226.48
16322PA0040024	Rating Area 5	Tobacco User/Non-Tobacco User	17	233.34	233.34
16322PA0040024	Rating Area 5	Tobacco User/Non-Tobacco User	18	240.72	246.74
16322PA0040024	Rating Area 5	Tobacco User/Non-Tobacco User	19	248.10	254.31
16322PA0040024	Rating Area 5	Tobacco User/Non-Tobacco User	20	255.75	262.14
16322PA0040024	Rating Area 5	Tobacco User/Non-Tobacco User	21	263.66	270.25
16322PA0040024	Rating Area 5	Tobacco User/Non-Tobacco User	22	263.66	270.25
16322PA0040024	Rating Area 5	Tobacco User/Non-Tobacco User	23	263.66	270.25
16322PA0040024	Rating Area 5	Tobacco User/Non-Tobacco User	24	263.66	270.25
16322PA0040024	Rating Area 5	Tobacco User/Non-Tobacco User	25	264.71	271.33
16322PA0040024	Rating Area 5	Tobacco User/Non-Tobacco User	26	269.99	276.74
16322PA0040024	Rating Area 5	Tobacco User/Non-Tobacco User	27	276.32	283.22
16322PA0040024	Rating Area 5	Tobacco User/Non-Tobacco User	28	286.60	293.76
16322PA0040024	Rating Area 5	Tobacco User/Non-Tobacco User	29	295.04	302.41
16322PA0040024	Rating Area 5	Tobacco User/Non-Tobacco User	30	299.25	306.74
16322PA0040024	Rating Area 5	Tobacco User/Non-Tobacco User	31	305.58	313.22
16322PA0040024	Rating Area 5	Tobacco User/Non-Tobacco User	32	311.91	319.71
16322PA0040024	Rating Area 5	Tobacco User/Non-Tobacco User	33	315.86	323.76
16322PA0040024	Rating Area 5	Tobacco User/Non-Tobacco User	34	320.08	328.09
16322PA0040024	Rating Area 5	Tobacco User/Non-Tobacco User	35	322.19	330.25
16322PA0040024	Rating Area 5	Tobacco User/Non-Tobacco User	36	324.30	332.41

16322PA0040024	Rating Area 5	Tobacco User/Non-Tobacco User	37	326.41	334.57
16322PA0040024	Rating Area 5	Tobacco User/Non-Tobacco User	38	328.52	336.73
16322PA0040024	Rating Area 5	Tobacco User/Non-Tobacco User	39	332.74	341.06
16322PA0040024	Rating Area 5	Tobacco User/Non-Tobacco User	40	336.96	345.38
16322PA0040024	Rating Area 5	Tobacco User/Non-Tobacco User	41	343.29	351.87
16322PA0040024	Rating Area 5	Tobacco User/Non-Tobacco User	42	349.35	358.08
16322PA0040024	Rating Area 5	Tobacco User/Non-Tobacco User	43	357.79	366.73
16322PA0040024	Rating Area 5	Tobacco User/Non-Tobacco User	44	368.33	377.54
16322PA0040024	Rating Area 5	Tobacco User/Non-Tobacco User	45	380.73	390.24
16322PA0040024	Rating Area 5	Tobacco User/Non-Tobacco User	46	395.49	405.38
16322PA0040024	Rating Area 5	Tobacco User/Non-Tobacco User	47	412.10	422.40
16322PA0040024	Rating Area 5	Tobacco User/Non-Tobacco User	48	431.08	441.86
16322PA0040024	Rating Area 5	Tobacco User/Non-Tobacco User	49	449.80	461.05
16322PA0040024	Rating Area 5	Tobacco User/Non-Tobacco User	50	470.90	482.67
16322PA0040024	Rating Area 5	Tobacco User/Non-Tobacco User	51	491.73	504.02
16322PA0040024	Rating Area 5	Tobacco User/Non-Tobacco User	52	514.66	527.53
16322PA0040024	Rating Area 5	Tobacco User/Non-Tobacco User	53	537.87	551.31
16322PA0040024	Rating Area 5	Tobacco User/Non-Tobacco User	54	562.91	576.99
16322PA0040024	Rating Area 5	Tobacco User/Non-Tobacco User	55	587.96	602.66
16322PA0040024	Rating Area 5	Tobacco User/Non-Tobacco User	56	615.12	630.50
16322PA0040024	Rating Area 5	Tobacco User/Non-Tobacco User	57	642.54	658.60
16322PA0040024	Rating Area 5	Tobacco User/Non-Tobacco User	58	671.81	688.60
16322PA0040024	Rating Area 5	Tobacco User/Non-Tobacco User	59	686.31	703.46
16322PA0040024	Rating Area 5	Tobacco User/Non-Tobacco User	60	715.57	733.46
16322PA0040024	Rating Area 5	Tobacco User/Non-Tobacco User	61	740.88	759.41
16322PA0040024	Rating Area 5	Tobacco User/Non-Tobacco User	62	757.50	776.43
16322PA0040024	Rating Area 5	Tobacco User/Non-Tobacco User	63	778.32	797.78
16322PA0040024	Rating Area 5	Tobacco User/Non-Tobacco User	64 and over	790.98	810.75
16322PA0040024	Rating Area 6	Tobacco User/Non-Tobacco User	0-14	271.65	271.65
16322PA0040024	Rating Area 6	Tobacco User/Non-Tobacco User	15	295.80	295.80
16322PA0040024	Rating Area 6	Tobacco User/Non-Tobacco User	16	305.03	305.03
16322PA0040024	Rating Area 6	Tobacco User/Non-Tobacco User	17	314.26	314.26
16322PA0040024	Rating Area 6	Tobacco User/Non-Tobacco User	18	324.21	332.31
16322PA0040024	Rating Area 6	Tobacco User/Non-Tobacco User	19	334.15	342.50
16322PA0040024	Rating Area 6	Tobacco User/Non-Tobacco User	20	344.45	353.06
16322PA0040024	Rating Area 6	Tobacco User/Non-Tobacco User	21	355.10	363.98
16322PA0040024	Rating Area 6	Tobacco User/Non-Tobacco User	22	355.10	363.98
16322PA0040024	Rating Area 6	Tobacco User/Non-Tobacco User	23	355.10	363.98
16322PA0040024	Rating Area 6	Tobacco User/Non-Tobacco User	24	355.10	363.98
16322PA0040024	Rating Area 6	Tobacco User/Non-Tobacco User	25	356.52	365.43
16322PA0040024	Rating Area 6	Tobacco User/Non-Tobacco User	26	363.62	372.71
16322PA0040024	Rating Area 6	Tobacco User/Non-Tobacco User	27	372.14	381.45
16322PA0040024	Rating Area 6	Tobacco User/Non-Tobacco User	28	385.99	395.64
16322PA0040024	Rating Area 6	Tobacco User/Non-Tobacco User	29	397.36	407.29
16322PA0040024	Rating Area 6	Tobacco User/Non-Tobacco User	30	403.04	413.11
16322PA0040024	Rating Area 6	Tobacco User/Non-Tobacco User	31	411.56	421.85
16322PA0040024	Rating Area 6	Tobacco User/Non-Tobacco User	32	420.08	430.59
16322PA0040024	Rating Area 6	Tobacco User/Non-Tobacco User	33	425.41	436.05
16322PA0040024	Rating Area 6	Tobacco User/Non-Tobacco User	34	431.09	441.87
16322PA0040024	Rating Area 6	Tobacco User/Non-Tobacco User	35	433.93	444.78
16322PA0040024	Rating Area 6	Tobacco User/Non-Tobacco User	36	436.77	447.69
16322PA0040024	Rating Area 6	Tobacco User/Non-Tobacco User	37	439.61	450.60
16322PA0040024	Rating Area 6	Tobacco User/Non-Tobacco User	38	442.45	453.52
16322PA0040024	Rating Area 6	Tobacco User/Non-Tobacco User	39	448.14	459.34
16322PA0040024	Rating Area 6	Tobacco User/Non-Tobacco User	40	453.82	465.16
16322PA0040024	Rating Area 6	Tobacco User/Non-Tobacco User	41	462.34	473.90
16322PA0040024	Rating Area 6	Tobacco User/Non-Tobacco User	42	470.51	482.27
16322PA0040024	Rating Area 6	Tobacco User/Non-Tobacco User	43	481.87	493.92
16322PA0040024	Rating Area 6	Tobacco User/Non-Tobacco User	44	496.07	508.48
16322PA0040024	Rating Area 6	Tobacco User/Non-Tobacco User	45	512.76	525.58
16322PA0040024	Rating Area 6	Tobacco User/Non-Tobacco User	46	532.65	545.97
16322PA0040024	Rating Area 6	Tobacco User/Non-Tobacco User	47	555.02	568.90
16322PA0040024	Rating Area 6	Tobacco User/Non-Tobacco User	48	580.59	595.10
16322PA0040024	Rating Area 6	Tobacco User/Non-Tobacco User	49	605.80	620.95
16322PA0040024	Rating Area 6	Tobacco User/Non-Tobacco User	50	634.21	650.06
16322PA0040024	Rating Area 6	Tobacco User/Non-Tobacco User	51	662.26	678.82
16322PA0040024	Rating Area 6	Tobacco User/Non-Tobacco User	52	693.16	710.48
16322PA0040024	Rating Area 6	Tobacco User/Non-Tobacco User	53	724.40	742.51
16322PA0040024	Rating Area 6	Tobacco User/Non-Tobacco User	54	758.14	777.09
16322PA0040024	Rating Area 6	Tobacco User/Non-Tobacco User	55	791.87	811.67
16322PA0040024	Rating Area 6	Tobacco User/Non-Tobacco User	56	828.45	849.16
16322PA0040024	Rating Area 6	Tobacco User/Non-Tobacco User	57	865.38	887.01
16322PA0040024	Rating Area 6	Tobacco User/Non-Tobacco User	58	904.79	927.41
16322PA0040024	Rating Area 6	Tobacco User/Non-Tobacco User	59	924.33	947.43
16322PA0040024	Rating Area 6	Tobacco User/Non-Tobacco User	60	963.74	987.83
16322PA0040024	Rating Area 6	Tobacco User/Non-Tobacco User	61	997.83	1022.78
16322PA0040024	Rating Area 6	Tobacco User/Non-Tobacco User	62	1020.20	1045.71
16322PA0040024	Rating Area 6	Tobacco User/Non-Tobacco User	63	1048.26	1074.46
16322PA0040024	Rating Area 6	Tobacco User/Non-Tobacco User	64 and over	1065.30	1091.93
16322PA0040025	Rating Area 1	Tobacco User/Non-Tobacco User	0-14	218.74	218.74
16322PA0040025	Rating Area 1	Tobacco User/Non-Tobacco User	15	238.18	238.18
16322PA0040025	Rating Area 1	Tobacco User/Non-Tobacco User	16	245.61	245.61
16322PA0040025	Rating Area 1	Tobacco User/Non-Tobacco User	17	253.05	253.05
16322PA0040025	Rating Area 1	Tobacco User/Non-Tobacco User	18	261.05	267.58
16322PA0040025	Rating Area 1	Tobacco User/Non-Tobacco User	19	269.06	275.79
16322PA0040025	Rating Area 1	Tobacco User/Non-Tobacco User	20	277.35	284.29
16322PA0040025	Rating Area 1	Tobacco User/Non-Tobacco User	21	285.93	293.08
16322PA0040025	Rating Area 1	Tobacco User/Non-Tobacco User	22	285.93	293.08
16322PA0040025	Rating Area 1	Tobacco User/Non-Tobacco User	23	285.93	293.08
16322PA0040025	Rating Area 1	Tobacco User/Non-Tobacco User	24	285.93	293.08
16322PA0040025	Rating Area 1	Tobacco User/Non-Tobacco User	25	287.07	294.25
16322PA0040025	Rating Area 1	Tobacco User/Non-Tobacco User	26	292.79	300.11
16322PA0040025	Rating Area 1	Tobacco User/Non-Tobacco User	27	299.65	307.15
16322PA0040025	Rating Area 1	Tobacco User/Non-Tobacco User	28	310.81	318.58
16322PA0040025	Rating Area 1	Tobacco User/Non-Tobacco User	29	319.96	327.95
16322PA0040025	Rating Area 1	Tobacco User/Non-Tobacco User	30	324.53	332.64
16322PA0040025	Rating Area 1	Tobacco User/Non-Tobacco User	31	331.39	339.68
16322PA0040025	Rating Area 1	Tobacco User/Non-Tobacco User	32	338.26	346.71
16322PA0040025	Rating Area 1	Tobacco User/Non-Tobacco User	33	342.54	351.11
16322PA0040025	Rating Area 1	Tobacco User/Non-Tobacco User	34	347.12	355.80
16322PA0040025	Rating Area 1	Tobacco User/Non-Tobacco User	35	349.41	358.14
16322PA0040025	Rating Area 1	Tobacco User/Non-Tobacco User	36	351.69	360.49
16322PA0040025	Rating Area 1	Tobacco User/Non-Tobacco User	37	353.98	362.83
16322PA0040025	Rating Area 1	Tobacco User/Non-Tobacco User	38	356.27	365.18
16322PA0040025	Rating Area 1	Tobacco User/Non-Tobacco User	39	360.84	369.86

16322PA0040025	Rating Area 1	Tobacco User/Non-Tobacco User	40	365.42	374.55
16322PA0040025	Rating Area 1	Tobacco User/Non-Tobacco User	41	372.28	381.59
16322PA0040025	Rating Area 1	Tobacco User/Non-Tobacco User	42	378.86	388.33
16322PA0040025	Rating Area 1	Tobacco User/Non-Tobacco User	43	388.01	397.71
16322PA0040025	Rating Area 1	Tobacco User/Non-Tobacco User	44	399.44	409.43
16322PA0040025	Rating Area 1	Tobacco User/Non-Tobacco User	45	412.88	423.20
16322PA0040025	Rating Area 1	Tobacco User/Non-Tobacco User	46	428.90	439.62
16322PA0040025	Rating Area 1	Tobacco User/Non-Tobacco User	47	446.91	458.08
16322PA0040025	Rating Area 1	Tobacco User/Non-Tobacco User	48	467.50	479.18
16322PA0040025	Rating Area 1	Tobacco User/Non-Tobacco User	49	487.80	499.99
16322PA0040025	Rating Area 1	Tobacco User/Non-Tobacco User	50	510.67	523.44
16322PA0040025	Rating Area 1	Tobacco User/Non-Tobacco User	51	533.26	546.59
16322PA0040025	Rating Area 1	Tobacco User/Non-Tobacco User	52	558.14	572.09
16322PA0040025	Rating Area 1	Tobacco User/Non-Tobacco User	53	583.30	597.88
16322PA0040025	Rating Area 1	Tobacco User/Non-Tobacco User	54	610.46	625.72
16322PA0040025	Rating Area 1	Tobacco User/Non-Tobacco User	55	637.62	653.56
16322PA0040025	Rating Area 1	Tobacco User/Non-Tobacco User	56	667.07	683.75
16322PA0040025	Rating Area 1	Tobacco User/Non-Tobacco User	57	696.81	714.23
16322PA0040025	Rating Area 1	Tobacco User/Non-Tobacco User	58	728.55	746.76
16322PA0040025	Rating Area 1	Tobacco User/Non-Tobacco User	59	744.28	762.88
16322PA0040025	Rating Area 1	Tobacco User/Non-Tobacco User	60	776.01	795.41
16322PA0040025	Rating Area 1	Tobacco User/Non-Tobacco User	61	803.46	823.55
16322PA0040025	Rating Area 1	Tobacco User/Non-Tobacco User	62	821.48	842.01
16322PA0040025	Rating Area 1	Tobacco User/Non-Tobacco User	63	844.07	865.17
16322PA0040025	Rating Area 1	Tobacco User/Non-Tobacco User	64 and over	857.79	879.23
16322PA0040025	Rating Area 2	Tobacco User/Non-Tobacco User	0-14	218.74	218.74
16322PA0040025	Rating Area 2	Tobacco User/Non-Tobacco User	15	238.18	238.18
16322PA0040025	Rating Area 2	Tobacco User/Non-Tobacco User	16	245.61	245.61
16322PA0040025	Rating Area 2	Tobacco User/Non-Tobacco User	17	253.05	253.05
16322PA0040025	Rating Area 2	Tobacco User/Non-Tobacco User	18	261.05	267.58
16322PA0040025	Rating Area 2	Tobacco User/Non-Tobacco User	19	269.06	275.79
16322PA0040025	Rating Area 2	Tobacco User/Non-Tobacco User	20	277.35	284.29
16322PA0040025	Rating Area 2	Tobacco User/Non-Tobacco User	21	285.93	293.08
16322PA0040025	Rating Area 2	Tobacco User/Non-Tobacco User	22	285.93	293.08
16322PA0040025	Rating Area 2	Tobacco User/Non-Tobacco User	23	285.93	293.08
16322PA0040025	Rating Area 2	Tobacco User/Non-Tobacco User	24	285.93	293.08
16322PA0040025	Rating Area 2	Tobacco User/Non-Tobacco User	25	287.07	294.25
16322PA0040025	Rating Area 2	Tobacco User/Non-Tobacco User	26	292.79	300.11
16322PA0040025	Rating Area 2	Tobacco User/Non-Tobacco User	27	299.65	307.15
16322PA0040025	Rating Area 2	Tobacco User/Non-Tobacco User	28	310.81	318.58
16322PA0040025	Rating Area 2	Tobacco User/Non-Tobacco User	29	319.96	327.95
16322PA0040025	Rating Area 2	Tobacco User/Non-Tobacco User	30	324.53	332.64
16322PA0040025	Rating Area 2	Tobacco User/Non-Tobacco User	31	331.39	339.68
16322PA0040025	Rating Area 2	Tobacco User/Non-Tobacco User	32	338.26	346.71
16322PA0040025	Rating Area 2	Tobacco User/Non-Tobacco User	33	342.54	351.11
16322PA0040025	Rating Area 2	Tobacco User/Non-Tobacco User	34	347.12	355.80
16322PA0040025	Rating Area 2	Tobacco User/Non-Tobacco User	35	349.41	358.14
16322PA0040025	Rating Area 2	Tobacco User/Non-Tobacco User	36	351.69	360.49
16322PA0040025	Rating Area 2	Tobacco User/Non-Tobacco User	37	353.98	362.83
16322PA0040025	Rating Area 2	Tobacco User/Non-Tobacco User	38	356.27	365.18
16322PA0040025	Rating Area 2	Tobacco User/Non-Tobacco User	39	360.84	369.86
16322PA0040025	Rating Area 2	Tobacco User/Non-Tobacco User	40	365.42	374.55
16322PA0040025	Rating Area 2	Tobacco User/Non-Tobacco User	41	372.28	381.59
16322PA0040025	Rating Area 2	Tobacco User/Non-Tobacco User	42	378.86	388.33
16322PA0040025	Rating Area 2	Tobacco User/Non-Tobacco User	43	388.01	397.71
16322PA0040025	Rating Area 2	Tobacco User/Non-Tobacco User	44	399.44	409.43
16322PA0040025	Rating Area 2	Tobacco User/Non-Tobacco User	45	412.88	423.20
16322PA0040025	Rating Area 2	Tobacco User/Non-Tobacco User	46	428.90	439.62
16322PA0040025	Rating Area 2	Tobacco User/Non-Tobacco User	47	446.91	458.08
16322PA0040025	Rating Area 2	Tobacco User/Non-Tobacco User	48	467.50	479.18
16322PA0040025	Rating Area 2	Tobacco User/Non-Tobacco User	49	487.80	499.99
16322PA0040025	Rating Area 2	Tobacco User/Non-Tobacco User	50	510.67	523.44
16322PA0040025	Rating Area 2	Tobacco User/Non-Tobacco User	51	533.26	546.59
16322PA0040025	Rating Area 2	Tobacco User/Non-Tobacco User	52	558.14	572.09
16322PA0040025	Rating Area 2	Tobacco User/Non-Tobacco User	53	583.30	597.88
16322PA0040025	Rating Area 2	Tobacco User/Non-Tobacco User	54	610.46	625.72
16322PA0040025	Rating Area 2	Tobacco User/Non-Tobacco User	55	637.62	653.56
16322PA0040025	Rating Area 2	Tobacco User/Non-Tobacco User	56	667.07	683.75
16322PA0040025	Rating Area 2	Tobacco User/Non-Tobacco User	57	696.81	714.23
16322PA0040025	Rating Area 2	Tobacco User/Non-Tobacco User	58	728.55	746.76
16322PA0040025	Rating Area 2	Tobacco User/Non-Tobacco User	59	744.28	762.88
16322PA0040025	Rating Area 2	Tobacco User/Non-Tobacco User	60	776.01	795.41
16322PA0040025	Rating Area 2	Tobacco User/Non-Tobacco User	61	803.46	823.55
16322PA0040025	Rating Area 2	Tobacco User/Non-Tobacco User	62	821.48	842.01
16322PA0040025	Rating Area 2	Tobacco User/Non-Tobacco User	63	844.07	865.17
16322PA0040025	Rating Area 2	Tobacco User/Non-Tobacco User	64 and over	857.79	879.23
16322PA0040025	Rating Area 4	Tobacco User/Non-Tobacco User	0-14	218.74	218.74
16322PA0040025	Rating Area 4	Tobacco User/Non-Tobacco User	15	238.18	238.18
16322PA0040025	Rating Area 4	Tobacco User/Non-Tobacco User	16	245.61	245.61
16322PA0040025	Rating Area 4	Tobacco User/Non-Tobacco User	17	253.05	253.05
16322PA0040025	Rating Area 4	Tobacco User/Non-Tobacco User	18	261.05	267.58
16322PA0040025	Rating Area 4	Tobacco User/Non-Tobacco User	19	269.06	275.79
16322PA0040025	Rating Area 4	Tobacco User/Non-Tobacco User	20	277.35	284.29
16322PA0040025	Rating Area 4	Tobacco User/Non-Tobacco User	21	285.93	293.08
16322PA0040025	Rating Area 4	Tobacco User/Non-Tobacco User	22	285.93	293.08
16322PA0040025	Rating Area 4	Tobacco User/Non-Tobacco User	23	285.93	293.08
16322PA0040025	Rating Area 4	Tobacco User/Non-Tobacco User	24	285.93	293.08
16322PA0040025	Rating Area 4	Tobacco User/Non-Tobacco User	25	287.07	294.25
16322PA0040025	Rating Area 4	Tobacco User/Non-Tobacco User	26	292.79	300.11
16322PA0040025	Rating Area 4	Tobacco User/Non-Tobacco User	27	299.65	307.15
16322PA0040025	Rating Area 4	Tobacco User/Non-Tobacco User	28	310.81	318.58
16322PA0040025	Rating Area 4	Tobacco User/Non-Tobacco User	29	319.96	327.95
16322PA0040025	Rating Area 4	Tobacco User/Non-Tobacco User	30	324.53	332.64
16322PA0040025	Rating Area 4	Tobacco User/Non-Tobacco User	31	331.39	339.68
16322PA0040025	Rating Area 4	Tobacco User/Non-Tobacco User	32	338.26	346.71
16322PA0040025	Rating Area 4	Tobacco User/Non-Tobacco User	33	342.54	351.11
16322PA0040025	Rating Area 4	Tobacco User/Non-Tobacco User	34	347.12	355.80
16322PA0040025	Rating Area 4	Tobacco User/Non-Tobacco User	35	349.41	358.14
16322PA0040025	Rating Area 4	Tobacco User/Non-Tobacco User	36	351.69	360.49
16322PA0040025	Rating Area 4	Tobacco User/Non-Tobacco User	37	353.98	362.83
16322PA0040025	Rating Area 4	Tobacco User/Non-Tobacco User	38	356.27	365.18
16322PA0040025	Rating Area 4	Tobacco User/Non-Tobacco User	39	360.84	369.86
16322PA0040025	Rating Area 4	Tobacco User/Non-Tobacco User	40	365.42	374.55
16322PA0040025	Rating Area 4	Tobacco User/Non-Tobacco User	41	372.28	381.59
16322PA0040025	Rating Area 4	Tobacco User/Non-Tobacco User	42	378.86	388.33

16322PA0040025	Rating Area 4	Tobacco User/Non-Tobacco User	43	388.01	397.71
16322PA0040025	Rating Area 4	Tobacco User/Non-Tobacco User	44	399.44	409.43
16322PA0040025	Rating Area 4	Tobacco User/Non-Tobacco User	45	412.88	423.20
16322PA0040025	Rating Area 4	Tobacco User/Non-Tobacco User	46	428.90	439.62
16322PA0040025	Rating Area 4	Tobacco User/Non-Tobacco User	47	446.91	458.08
16322PA0040025	Rating Area 4	Tobacco User/Non-Tobacco User	48	467.50	479.18
16322PA0040025	Rating Area 4	Tobacco User/Non-Tobacco User	49	487.80	499.99
16322PA0040025	Rating Area 4	Tobacco User/Non-Tobacco User	50	510.67	523.44
16322PA0040025	Rating Area 4	Tobacco User/Non-Tobacco User	51	533.26	546.59
16322PA0040025	Rating Area 4	Tobacco User/Non-Tobacco User	52	558.14	572.09
16322PA0040025	Rating Area 4	Tobacco User/Non-Tobacco User	53	583.30	597.88
16322PA0040025	Rating Area 4	Tobacco User/Non-Tobacco User	54	610.46	625.72
16322PA0040025	Rating Area 4	Tobacco User/Non-Tobacco User	55	637.62	653.56
16322PA0040025	Rating Area 4	Tobacco User/Non-Tobacco User	56	667.07	683.75
16322PA0040025	Rating Area 4	Tobacco User/Non-Tobacco User	57	696.81	714.23
16322PA0040025	Rating Area 4	Tobacco User/Non-Tobacco User	58	728.55	746.76
16322PA0040025	Rating Area 4	Tobacco User/Non-Tobacco User	59	744.28	762.88
16322PA0040025	Rating Area 4	Tobacco User/Non-Tobacco User	60	776.01	795.41
16322PA0040025	Rating Area 4	Tobacco User/Non-Tobacco User	61	803.46	823.55
16322PA0040025	Rating Area 4	Tobacco User/Non-Tobacco User	62	821.48	842.01
16322PA0040025	Rating Area 4	Tobacco User/Non-Tobacco User	63	844.07	865.17
16322PA0040025	Rating Area 4	Tobacco User/Non-Tobacco User	64 and over	857.79	879.23
16322PA0040025	Rating Area 5	Tobacco User/Non-Tobacco User	0-14	218.74	218.74
16322PA0040025	Rating Area 5	Tobacco User/Non-Tobacco User	15	238.18	238.18
16322PA0040025	Rating Area 5	Tobacco User/Non-Tobacco User	16	245.61	245.61
16322PA0040025	Rating Area 5	Tobacco User/Non-Tobacco User	17	253.05	253.05
16322PA0040025	Rating Area 5	Tobacco User/Non-Tobacco User	18	261.05	267.58
16322PA0040025	Rating Area 5	Tobacco User/Non-Tobacco User	19	269.06	275.79
16322PA0040025	Rating Area 5	Tobacco User/Non-Tobacco User	20	277.35	284.29
16322PA0040025	Rating Area 5	Tobacco User/Non-Tobacco User	21	285.93	293.08
16322PA0040025	Rating Area 5	Tobacco User/Non-Tobacco User	22	285.93	293.08
16322PA0040025	Rating Area 5	Tobacco User/Non-Tobacco User	23	285.93	293.08
16322PA0040025	Rating Area 5	Tobacco User/Non-Tobacco User	24	285.93	293.08
16322PA0040025	Rating Area 5	Tobacco User/Non-Tobacco User	25	287.07	294.25
16322PA0040025	Rating Area 5	Tobacco User/Non-Tobacco User	26	292.79	300.11
16322PA0040025	Rating Area 5	Tobacco User/Non-Tobacco User	27	299.65	307.15
16322PA0040025	Rating Area 5	Tobacco User/Non-Tobacco User	28	310.81	318.58
16322PA0040025	Rating Area 5	Tobacco User/Non-Tobacco User	29	319.96	327.95
16322PA0040025	Rating Area 5	Tobacco User/Non-Tobacco User	30	324.53	332.64
16322PA0040025	Rating Area 5	Tobacco User/Non-Tobacco User	31	331.39	339.68
16322PA0040025	Rating Area 5	Tobacco User/Non-Tobacco User	32	338.26	346.71
16322PA0040025	Rating Area 5	Tobacco User/Non-Tobacco User	33	342.54	351.11
16322PA0040025	Rating Area 5	Tobacco User/Non-Tobacco User	34	347.12	355.80
16322PA0040025	Rating Area 5	Tobacco User/Non-Tobacco User	35	349.41	358.14
16322PA0040025	Rating Area 5	Tobacco User/Non-Tobacco User	36	351.69	360.49
16322PA0040025	Rating Area 5	Tobacco User/Non-Tobacco User	37	353.98	362.83
16322PA0040025	Rating Area 5	Tobacco User/Non-Tobacco User	38	356.27	365.18
16322PA0040025	Rating Area 5	Tobacco User/Non-Tobacco User	39	360.84	369.86
16322PA0040025	Rating Area 5	Tobacco User/Non-Tobacco User	40	365.42	374.55
16322PA0040025	Rating Area 5	Tobacco User/Non-Tobacco User	41	372.28	381.59
16322PA0040025	Rating Area 5	Tobacco User/Non-Tobacco User	42	378.86	388.33
16322PA0040025	Rating Area 5	Tobacco User/Non-Tobacco User	43	388.01	397.71
16322PA0040025	Rating Area 5	Tobacco User/Non-Tobacco User	44	399.44	409.43
16322PA0040025	Rating Area 5	Tobacco User/Non-Tobacco User	45	412.88	423.20
16322PA0040025	Rating Area 5	Tobacco User/Non-Tobacco User	46	428.90	439.62
16322PA0040025	Rating Area 5	Tobacco User/Non-Tobacco User	47	446.91	458.08
16322PA0040025	Rating Area 5	Tobacco User/Non-Tobacco User	48	467.50	479.18
16322PA0040025	Rating Area 5	Tobacco User/Non-Tobacco User	49	487.80	499.99
16322PA0040025	Rating Area 5	Tobacco User/Non-Tobacco User	50	510.67	523.44
16322PA0040025	Rating Area 5	Tobacco User/Non-Tobacco User	51	533.26	546.59
16322PA0040025	Rating Area 5	Tobacco User/Non-Tobacco User	52	558.14	572.09
16322PA0040025	Rating Area 5	Tobacco User/Non-Tobacco User	53	583.30	597.88
16322PA0040025	Rating Area 5	Tobacco User/Non-Tobacco User	54	610.46	625.72
16322PA0040025	Rating Area 5	Tobacco User/Non-Tobacco User	55	637.62	653.56
16322PA0040025	Rating Area 5	Tobacco User/Non-Tobacco User	56	667.07	683.75
16322PA0040025	Rating Area 5	Tobacco User/Non-Tobacco User	57	696.81	714.23
16322PA0040025	Rating Area 5	Tobacco User/Non-Tobacco User	58	728.55	746.76
16322PA0040025	Rating Area 5	Tobacco User/Non-Tobacco User	59	744.28	762.88
16322PA0040025	Rating Area 5	Tobacco User/Non-Tobacco User	60	776.01	795.41
16322PA0040025	Rating Area 5	Tobacco User/Non-Tobacco User	61	803.46	823.55
16322PA0040025	Rating Area 5	Tobacco User/Non-Tobacco User	62	821.48	842.01
16322PA0040025	Rating Area 5	Tobacco User/Non-Tobacco User	63	844.07	865.17
16322PA0040025	Rating Area 5	Tobacco User/Non-Tobacco User	64 and over	857.79	879.23
16322PA0040025	Rating Area 6	Tobacco User/Non-Tobacco User	0-14	294.60	294.60
16322PA0040025	Rating Area 6	Tobacco User/Non-Tobacco User	15	320.79	320.79
16322PA0040025	Rating Area 6	Tobacco User/Non-Tobacco User	16	330.80	330.80
16322PA0040025	Rating Area 6	Tobacco User/Non-Tobacco User	17	340.81	340.81
16322PA0040025	Rating Area 6	Tobacco User/Non-Tobacco User	18	351.60	360.39
16322PA0040025	Rating Area 6	Tobacco User/Non-Tobacco User	19	362.38	371.44
16322PA0040025	Rating Area 6	Tobacco User/Non-Tobacco User	20	373.55	382.89
16322PA0040025	Rating Area 6	Tobacco User/Non-Tobacco User	21	385.10	394.73
16322PA0040025	Rating Area 6	Tobacco User/Non-Tobacco User	22	385.10	394.73
16322PA0040025	Rating Area 6	Tobacco User/Non-Tobacco User	23	385.10	394.73
16322PA0040025	Rating Area 6	Tobacco User/Non-Tobacco User	24	385.10	394.73
16322PA0040025	Rating Area 6	Tobacco User/Non-Tobacco User	25	386.64	396.31
16322PA0040025	Rating Area 6	Tobacco User/Non-Tobacco User	26	394.34	404.20
16322PA0040025	Rating Area 6	Tobacco User/Non-Tobacco User	27	403.58	413.67
16322PA0040025	Rating Area 6	Tobacco User/Non-Tobacco User	28	418.60	429.07
16322PA0040025	Rating Area 6	Tobacco User/Non-Tobacco User	29	430.93	441.70
16322PA0040025	Rating Area 6	Tobacco User/Non-Tobacco User	30	437.09	448.02
16322PA0040025	Rating Area 6	Tobacco User/Non-Tobacco User	31	446.33	457.49
16322PA0040025	Rating Area 6	Tobacco User/Non-Tobacco User	32	455.57	466.96
16322PA0040025	Rating Area 6	Tobacco User/Non-Tobacco User	33	461.35	472.88
16322PA0040025	Rating Area 6	Tobacco User/Non-Tobacco User	34	467.51	479.20
16322PA0040025	Rating Area 6	Tobacco User/Non-Tobacco User	35	470.59	482.36
16322PA0040025	Rating Area 6	Tobacco User/Non-Tobacco User	36	473.67	485.51
16322PA0040025	Rating Area 6	Tobacco User/Non-Tobacco User	37	476.75	488.67
16322PA0040025	Rating Area 6	Tobacco User/Non-Tobacco User	38	479.83	491.83
16322PA0040025	Rating Area 6	Tobacco User/Non-Tobacco User	39	486.00	498.15
16322PA0040025	Rating Area 6	Tobacco User/Non-Tobacco User	40	492.16	504.46
16322PA0040025	Rating Area 6	Tobacco User/Non-Tobacco User	41	501.40	513.94
16322PA0040025	Rating Area 6	Tobacco User/Non-Tobacco User	42	510.26	523.01
16322PA0040025	Rating Area 6	Tobacco User/Non-Tobacco User	43	522.58	535.65
16322PA0040025	Rating Area 6	Tobacco User/Non-Tobacco User	44	537.98	551.43
16322PA0040025	Rating Area 6	Tobacco User/Non-Tobacco User	45	556.08	569.99

16322PA0040025	Rating Area 6	Tobacco User/Non-Tobacco User	46	577.65	592.09
16322PA0040025	Rating Area 6	Tobacco User/Non-Tobacco User	47	601.91	616.96
16322PA0040025	Rating Area 6	Tobacco User/Non-Tobacco User	48	629.64	645.38
16322PA0040025	Rating Area 6	Tobacco User/Non-Tobacco User	49	656.98	673.41
16322PA0040025	Rating Area 6	Tobacco User/Non-Tobacco User	50	687.79	704.98
16322PA0040025	Rating Area 6	Tobacco User/Non-Tobacco User	51	718.21	736.17
16322PA0040025	Rating Area 6	Tobacco User/Non-Tobacco User	52	751.72	770.51
16322PA0040025	Rating Area 6	Tobacco User/Non-Tobacco User	53	785.60	805.24
16322PA0040025	Rating Area 6	Tobacco User/Non-Tobacco User	54	822.19	842.74
16322PA0040025	Rating Area 6	Tobacco User/Non-Tobacco User	55	858.77	880.24
16322PA0040025	Rating Area 6	Tobacco User/Non-Tobacco User	56	898.44	920.90
16322PA0040025	Rating Area 6	Tobacco User/Non-Tobacco User	57	938.49	961.95
16322PA0040025	Rating Area 6	Tobacco User/Non-Tobacco User	58	981.23	1005.77
16322PA0040025	Rating Area 6	Tobacco User/Non-Tobacco User	59	1002.42	1027.48
16322PA0040025	Rating Area 6	Tobacco User/Non-Tobacco User	60	1045.16	1071.29
16322PA0040025	Rating Area 6	Tobacco User/Non-Tobacco User	61	1082.13	1109.18
16322PA0040025	Rating Area 6	Tobacco User/Non-Tobacco User	62	1106.39	1134.05
16322PA0040025	Rating Area 6	Tobacco User/Non-Tobacco User	63	1136.82	1165.24
16322PA0040025	Rating Area 6	Tobacco User/Non-Tobacco User	64 and over	1155.30	1184.18
16322PA0040026	Rating Area 1	Tobacco User/Non-Tobacco User	0-14	191.46	191.46
16322PA0040026	Rating Area 1	Tobacco User/Non-Tobacco User	15	208.47	208.47
16322PA0040026	Rating Area 1	Tobacco User/Non-Tobacco User	16	214.98	214.98
16322PA0040026	Rating Area 1	Tobacco User/Non-Tobacco User	17	221.49	221.49
16322PA0040026	Rating Area 1	Tobacco User/Non-Tobacco User	18	228.50	234.21
16322PA0040026	Rating Area 1	Tobacco User/Non-Tobacco User	19	235.50	241.39
16322PA0040026	Rating Area 1	Tobacco User/Non-Tobacco User	20	242.76	248.83
16322PA0040026	Rating Area 1	Tobacco User/Non-Tobacco User	21	250.27	256.53
16322PA0040026	Rating Area 1	Tobacco User/Non-Tobacco User	22	250.27	256.53
16322PA0040026	Rating Area 1	Tobacco User/Non-Tobacco User	23	250.27	256.53
16322PA0040026	Rating Area 1	Tobacco User/Non-Tobacco User	24	250.27	256.53
16322PA0040026	Rating Area 1	Tobacco User/Non-Tobacco User	25	251.27	257.55
16322PA0040026	Rating Area 1	Tobacco User/Non-Tobacco User	26	256.28	262.68
16322PA0040026	Rating Area 1	Tobacco User/Non-Tobacco User	27	262.28	268.84
16322PA0040026	Rating Area 1	Tobacco User/Non-Tobacco User	28	272.04	278.84
16322PA0040026	Rating Area 1	Tobacco User/Non-Tobacco User	29	280.05	287.05
16322PA0040026	Rating Area 1	Tobacco User/Non-Tobacco User	30	284.06	291.16
16322PA0040026	Rating Area 1	Tobacco User/Non-Tobacco User	31	290.06	297.31
16322PA0040026	Rating Area 1	Tobacco User/Non-Tobacco User	32	296.07	303.47
16322PA0040026	Rating Area 1	Tobacco User/Non-Tobacco User	33	299.82	307.32
16322PA0040026	Rating Area 1	Tobacco User/Non-Tobacco User	34	303.83	311.42
16322PA0040026	Rating Area 1	Tobacco User/Non-Tobacco User	35	305.83	313.48
16322PA0040026	Rating Area 1	Tobacco User/Non-Tobacco User	36	307.83	315.53
16322PA0040026	Rating Area 1	Tobacco User/Non-Tobacco User	37	309.83	317.58
16322PA0040026	Rating Area 1	Tobacco User/Non-Tobacco User	38	311.84	319.63
16322PA0040026	Rating Area 1	Tobacco User/Non-Tobacco User	39	315.84	323.74
16322PA0040026	Rating Area 1	Tobacco User/Non-Tobacco User	40	319.85	327.84
16322PA0040026	Rating Area 1	Tobacco User/Non-Tobacco User	41	325.85	334.00
16322PA0040026	Rating Area 1	Tobacco User/Non-Tobacco User	42	331.61	339.90
16322PA0040026	Rating Area 1	Tobacco User/Non-Tobacco User	43	339.62	348.11
16322PA0040026	Rating Area 1	Tobacco User/Non-Tobacco User	44	349.63	358.37
16322PA0040026	Rating Area 1	Tobacco User/Non-Tobacco User	45	361.39	370.42
16322PA0040026	Rating Area 1	Tobacco User/Non-Tobacco User	46	375.41	384.79
16322PA0040026	Rating Area 1	Tobacco User/Non-Tobacco User	47	391.17	400.95
16322PA0040026	Rating Area 1	Tobacco User/Non-Tobacco User	48	409.19	419.42
16322PA0040026	Rating Area 1	Tobacco User/Non-Tobacco User	49	426.96	437.63
16322PA0040026	Rating Area 1	Tobacco User/Non-Tobacco User	50	446.98	458.16
16322PA0040026	Rating Area 1	Tobacco User/Non-Tobacco User	51	466.75	478.42
16322PA0040026	Rating Area 1	Tobacco User/Non-Tobacco User	52	488.53	500.74
16322PA0040026	Rating Area 1	Tobacco User/Non-Tobacco User	53	510.55	523.31
16322PA0040026	Rating Area 1	Tobacco User/Non-Tobacco User	54	534.33	547.68
16322PA0040026	Rating Area 1	Tobacco User/Non-Tobacco User	55	558.10	572.05
16322PA0040026	Rating Area 1	Tobacco User/Non-Tobacco User	56	583.88	598.48
16322PA0040026	Rating Area 1	Tobacco User/Non-Tobacco User	57	609.91	625.16
16322PA0040026	Rating Area 1	Tobacco User/Non-Tobacco User	58	637.69	653.63
16322PA0040026	Rating Area 1	Tobacco User/Non-Tobacco User	59	651.45	667.74
16322PA0040026	Rating Area 1	Tobacco User/Non-Tobacco User	60	679.23	696.21
16322PA0040026	Rating Area 1	Tobacco User/Non-Tobacco User	61	703.26	720.84
16322PA0040026	Rating Area 1	Tobacco User/Non-Tobacco User	62	719.03	737.00
16322PA0040026	Rating Area 1	Tobacco User/Non-Tobacco User	63	738.80	757.27
16322PA0040026	Rating Area 1	Tobacco User/Non-Tobacco User	64 and over	750.81	769.58
16322PA0040026	Rating Area 2	Tobacco User/Non-Tobacco User	0-14	191.46	191.46
16322PA0040026	Rating Area 2	Tobacco User/Non-Tobacco User	15	208.47	208.47
16322PA0040026	Rating Area 2	Tobacco User/Non-Tobacco User	16	214.98	214.98
16322PA0040026	Rating Area 2	Tobacco User/Non-Tobacco User	17	221.49	221.49
16322PA0040026	Rating Area 2	Tobacco User/Non-Tobacco User	18	228.50	234.21
16322PA0040026	Rating Area 2	Tobacco User/Non-Tobacco User	19	235.50	241.39
16322PA0040026	Rating Area 2	Tobacco User/Non-Tobacco User	20	242.76	248.83
16322PA0040026	Rating Area 2	Tobacco User/Non-Tobacco User	21	250.27	256.53
16322PA0040026	Rating Area 2	Tobacco User/Non-Tobacco User	22	250.27	256.53
16322PA0040026	Rating Area 2	Tobacco User/Non-Tobacco User	23	250.27	256.53
16322PA0040026	Rating Area 2	Tobacco User/Non-Tobacco User	24	250.27	256.53
16322PA0040026	Rating Area 2	Tobacco User/Non-Tobacco User	25	251.27	257.55
16322PA0040026	Rating Area 2	Tobacco User/Non-Tobacco User	26	256.28	262.68
16322PA0040026	Rating Area 2	Tobacco User/Non-Tobacco User	27	262.28	268.84
16322PA0040026	Rating Area 2	Tobacco User/Non-Tobacco User	28	272.04	278.84
16322PA0040026	Rating Area 2	Tobacco User/Non-Tobacco User	29	280.05	287.05
16322PA0040026	Rating Area 2	Tobacco User/Non-Tobacco User	30	284.06	291.16
16322PA0040026	Rating Area 2	Tobacco User/Non-Tobacco User	31	290.06	297.31
16322PA0040026	Rating Area 2	Tobacco User/Non-Tobacco User	32	296.07	303.47
16322PA0040026	Rating Area 2	Tobacco User/Non-Tobacco User	33	299.82	307.32
16322PA0040026	Rating Area 2	Tobacco User/Non-Tobacco User	34	303.83	311.42
16322PA0040026	Rating Area 2	Tobacco User/Non-Tobacco User	35	305.83	313.48
16322PA0040026	Rating Area 2	Tobacco User/Non-Tobacco User	36	307.83	315.53
16322PA0040026	Rating Area 2	Tobacco User/Non-Tobacco User	37	309.83	317.58
16322PA0040026	Rating Area 2	Tobacco User/Non-Tobacco User	38	311.84	319.63
16322PA0040026	Rating Area 2	Tobacco User/Non-Tobacco User	39	315.84	323.74
16322PA0040026	Rating Area 2	Tobacco User/Non-Tobacco User	40	319.85	327.84
16322PA0040026	Rating Area 2	Tobacco User/Non-Tobacco User	41	325.85	334.00
16322PA0040026	Rating Area 2	Tobacco User/Non-Tobacco User	42	331.61	339.90
16322PA0040026	Rating Area 2	Tobacco User/Non-Tobacco User	43	339.62	348.11
16322PA0040026	Rating Area 2	Tobacco User/Non-Tobacco User	44	349.63	358.37
16322PA0040026	Rating Area 2	Tobacco User/Non-Tobacco User	45	361.39	370.42
16322PA0040026	Rating Area 2	Tobacco User/Non-Tobacco User	46	375.41	384.79
16322PA0040026	Rating Area 2	Tobacco User/Non-Tobacco User	47	391.17	400.95
16322PA0040026	Rating Area 2	Tobacco User/Non-Tobacco User	48	409.19	419.42

16322PA0040026	Rating Area 2	Tobacco User/Non-Tobacco User	49	426.96	437.63
16322PA0040026	Rating Area 2	Tobacco User/Non-Tobacco User	50	446.98	458.16
16322PA0040026	Rating Area 2	Tobacco User/Non-Tobacco User	51	466.75	478.42
16322PA0040026	Rating Area 2	Tobacco User/Non-Tobacco User	52	488.53	500.74
16322PA0040026	Rating Area 2	Tobacco User/Non-Tobacco User	53	510.55	523.31
16322PA0040026	Rating Area 2	Tobacco User/Non-Tobacco User	54	534.33	547.68
16322PA0040026	Rating Area 2	Tobacco User/Non-Tobacco User	55	558.10	572.05
16322PA0040026	Rating Area 2	Tobacco User/Non-Tobacco User	56	583.88	598.48
16322PA0040026	Rating Area 2	Tobacco User/Non-Tobacco User	57	609.91	625.16
16322PA0040026	Rating Area 2	Tobacco User/Non-Tobacco User	58	637.69	653.63
16322PA0040026	Rating Area 2	Tobacco User/Non-Tobacco User	59	651.45	667.74
16322PA0040026	Rating Area 2	Tobacco User/Non-Tobacco User	60	679.23	696.21
16322PA0040026	Rating Area 2	Tobacco User/Non-Tobacco User	61	703.26	720.84
16322PA0040026	Rating Area 2	Tobacco User/Non-Tobacco User	62	719.03	737.00
16322PA0040026	Rating Area 2	Tobacco User/Non-Tobacco User	63	738.80	757.27
16322PA0040026	Rating Area 2	Tobacco User/Non-Tobacco User	64 and over	750.81	769.58
16322PA0040026	Rating Area 4	Tobacco User/Non-Tobacco User	0-14	191.46	191.46
16322PA0040026	Rating Area 4	Tobacco User/Non-Tobacco User	15	208.47	208.47
16322PA0040026	Rating Area 4	Tobacco User/Non-Tobacco User	16	214.98	214.98
16322PA0040026	Rating Area 4	Tobacco User/Non-Tobacco User	17	221.49	221.49
16322PA0040026	Rating Area 4	Tobacco User/Non-Tobacco User	18	228.50	234.21
16322PA0040026	Rating Area 4	Tobacco User/Non-Tobacco User	19	235.50	241.39
16322PA0040026	Rating Area 4	Tobacco User/Non-Tobacco User	20	242.76	248.83
16322PA0040026	Rating Area 4	Tobacco User/Non-Tobacco User	21	250.27	256.53
16322PA0040026	Rating Area 4	Tobacco User/Non-Tobacco User	22	250.27	256.53
16322PA0040026	Rating Area 4	Tobacco User/Non-Tobacco User	23	250.27	256.53
16322PA0040026	Rating Area 4	Tobacco User/Non-Tobacco User	24	250.27	256.53
16322PA0040026	Rating Area 4	Tobacco User/Non-Tobacco User	25	251.27	257.55
16322PA0040026	Rating Area 4	Tobacco User/Non-Tobacco User	26	256.28	262.68
16322PA0040026	Rating Area 4	Tobacco User/Non-Tobacco User	27	262.28	268.84
16322PA0040026	Rating Area 4	Tobacco User/Non-Tobacco User	28	272.04	278.84
16322PA0040026	Rating Area 4	Tobacco User/Non-Tobacco User	29	280.05	287.05
16322PA0040026	Rating Area 4	Tobacco User/Non-Tobacco User	30	284.06	291.16
16322PA0040026	Rating Area 4	Tobacco User/Non-Tobacco User	31	290.06	297.31
16322PA0040026	Rating Area 4	Tobacco User/Non-Tobacco User	32	296.07	303.47
16322PA0040026	Rating Area 4	Tobacco User/Non-Tobacco User	33	299.82	307.32
16322PA0040026	Rating Area 4	Tobacco User/Non-Tobacco User	34	303.83	311.42
16322PA0040026	Rating Area 4	Tobacco User/Non-Tobacco User	35	305.83	313.48
16322PA0040026	Rating Area 4	Tobacco User/Non-Tobacco User	36	307.83	315.53
16322PA0040026	Rating Area 4	Tobacco User/Non-Tobacco User	37	309.83	317.58
16322PA0040026	Rating Area 4	Tobacco User/Non-Tobacco User	38	311.84	319.63
16322PA0040026	Rating Area 4	Tobacco User/Non-Tobacco User	39	315.84	323.74
16322PA0040026	Rating Area 4	Tobacco User/Non-Tobacco User	40	319.85	327.84
16322PA0040026	Rating Area 4	Tobacco User/Non-Tobacco User	41	325.85	334.00
16322PA0040026	Rating Area 4	Tobacco User/Non-Tobacco User	42	331.61	339.90
16322PA0040026	Rating Area 4	Tobacco User/Non-Tobacco User	43	339.62	348.11
16322PA0040026	Rating Area 4	Tobacco User/Non-Tobacco User	44	349.63	358.37
16322PA0040026	Rating Area 4	Tobacco User/Non-Tobacco User	45	361.39	370.42
16322PA0040026	Rating Area 4	Tobacco User/Non-Tobacco User	46	375.41	384.79
16322PA0040026	Rating Area 4	Tobacco User/Non-Tobacco User	47	391.17	400.95
16322PA0040026	Rating Area 4	Tobacco User/Non-Tobacco User	48	409.19	419.42
16322PA0040026	Rating Area 4	Tobacco User/Non-Tobacco User	49	426.96	437.63
16322PA0040026	Rating Area 4	Tobacco User/Non-Tobacco User	50	446.98	458.16
16322PA0040026	Rating Area 4	Tobacco User/Non-Tobacco User	51	466.75	478.42
16322PA0040026	Rating Area 4	Tobacco User/Non-Tobacco User	52	488.53	500.74
16322PA0040026	Rating Area 4	Tobacco User/Non-Tobacco User	53	510.55	523.31
16322PA0040026	Rating Area 4	Tobacco User/Non-Tobacco User	54	534.33	547.68
16322PA0040026	Rating Area 4	Tobacco User/Non-Tobacco User	55	558.10	572.05
16322PA0040026	Rating Area 4	Tobacco User/Non-Tobacco User	56	583.88	598.48
16322PA0040026	Rating Area 4	Tobacco User/Non-Tobacco User	57	609.91	625.16
16322PA0040026	Rating Area 4	Tobacco User/Non-Tobacco User	58	637.69	653.63
16322PA0040026	Rating Area 4	Tobacco User/Non-Tobacco User	59	651.45	667.74
16322PA0040026	Rating Area 4	Tobacco User/Non-Tobacco User	60	679.23	696.21
16322PA0040026	Rating Area 4	Tobacco User/Non-Tobacco User	61	703.26	720.84
16322PA0040026	Rating Area 4	Tobacco User/Non-Tobacco User	62	719.03	737.00
16322PA0040026	Rating Area 4	Tobacco User/Non-Tobacco User	63	738.80	757.27
16322PA0040026	Rating Area 4	Tobacco User/Non-Tobacco User	64 and over	750.81	769.58
16322PA0040026	Rating Area 5	Tobacco User/Non-Tobacco User	0-14	191.46	191.46
16322PA0040026	Rating Area 5	Tobacco User/Non-Tobacco User	15	208.47	208.47
16322PA0040026	Rating Area 5	Tobacco User/Non-Tobacco User	16	214.98	214.98
16322PA0040026	Rating Area 5	Tobacco User/Non-Tobacco User	17	221.49	221.49
16322PA0040026	Rating Area 5	Tobacco User/Non-Tobacco User	18	228.50	234.21
16322PA0040026	Rating Area 5	Tobacco User/Non-Tobacco User	19	235.50	241.39
16322PA0040026	Rating Area 5	Tobacco User/Non-Tobacco User	20	242.76	248.83
16322PA0040026	Rating Area 5	Tobacco User/Non-Tobacco User	21	250.27	256.53
16322PA0040026	Rating Area 5	Tobacco User/Non-Tobacco User	22	250.27	256.53
16322PA0040026	Rating Area 5	Tobacco User/Non-Tobacco User	23	250.27	256.53
16322PA0040026	Rating Area 5	Tobacco User/Non-Tobacco User	24	250.27	256.53
16322PA0040026	Rating Area 5	Tobacco User/Non-Tobacco User	25	251.27	257.55
16322PA0040026	Rating Area 5	Tobacco User/Non-Tobacco User	26	256.28	262.68
16322PA0040026	Rating Area 5	Tobacco User/Non-Tobacco User	27	262.28	268.84
16322PA0040026	Rating Area 5	Tobacco User/Non-Tobacco User	28	272.04	278.84
16322PA0040026	Rating Area 5	Tobacco User/Non-Tobacco User	29	280.05	287.05
16322PA0040026	Rating Area 5	Tobacco User/Non-Tobacco User	30	284.06	291.16
16322PA0040026	Rating Area 5	Tobacco User/Non-Tobacco User	31	290.06	297.31
16322PA0040026	Rating Area 5	Tobacco User/Non-Tobacco User	32	296.07	303.47
16322PA0040026	Rating Area 5	Tobacco User/Non-Tobacco User	33	299.82	307.32
16322PA0040026	Rating Area 5	Tobacco User/Non-Tobacco User	34	303.83	311.42
16322PA0040026	Rating Area 5	Tobacco User/Non-Tobacco User	35	305.83	313.48
16322PA0040026	Rating Area 5	Tobacco User/Non-Tobacco User	36	307.83	315.53
16322PA0040026	Rating Area 5	Tobacco User/Non-Tobacco User	37	309.83	317.58
16322PA0040026	Rating Area 5	Tobacco User/Non-Tobacco User	38	311.84	319.63
16322PA0040026	Rating Area 5	Tobacco User/Non-Tobacco User	39	315.84	323.74
16322PA0040026	Rating Area 5	Tobacco User/Non-Tobacco User	40	319.85	327.84
16322PA0040026	Rating Area 5	Tobacco User/Non-Tobacco User	41	325.85	334.00
16322PA0040026	Rating Area 5	Tobacco User/Non-Tobacco User	42	331.61	339.90
16322PA0040026	Rating Area 5	Tobacco User/Non-Tobacco User	43	339.62	348.11
16322PA0040026	Rating Area 5	Tobacco User/Non-Tobacco User	44	349.63	358.37
16322PA0040026	Rating Area 5	Tobacco User/Non-Tobacco User	45	361.39	370.42
16322PA0040026	Rating Area 5	Tobacco User/Non-Tobacco User	46	375.41	384.79
16322PA0040026	Rating Area 5	Tobacco User/Non-Tobacco User	47	391.17	400.95
16322PA0040026	Rating Area 5	Tobacco User/Non-Tobacco User	48	409.19	419.42
16322PA0040026	Rating Area 5	Tobacco User/Non-Tobacco User	49	426.96	437.63
16322PA0040026	Rating Area 5	Tobacco User/Non-Tobacco User	50	446.98	458.16
16322PA0040026	Rating Area 5	Tobacco User/Non-Tobacco User	51	466.75	478.42

16322PA0040026	Rating Area 5	Tobacco User/Non-Tobacco User	52	488.53	500.74
16322PA0040026	Rating Area 5	Tobacco User/Non-Tobacco User	53	510.55	523.31
16322PA0040026	Rating Area 5	Tobacco User/Non-Tobacco User	54	534.33	547.68
16322PA0040026	Rating Area 5	Tobacco User/Non-Tobacco User	55	558.10	572.05
16322PA0040026	Rating Area 5	Tobacco User/Non-Tobacco User	56	583.88	598.48
16322PA0040026	Rating Area 5	Tobacco User/Non-Tobacco User	57	609.91	625.16
16322PA0040026	Rating Area 5	Tobacco User/Non-Tobacco User	58	637.69	653.63
16322PA0040026	Rating Area 5	Tobacco User/Non-Tobacco User	59	651.45	667.74
16322PA0040026	Rating Area 5	Tobacco User/Non-Tobacco User	60	679.23	696.21
16322PA0040026	Rating Area 5	Tobacco User/Non-Tobacco User	61	703.26	720.84
16322PA0040026	Rating Area 5	Tobacco User/Non-Tobacco User	62	719.03	737.00
16322PA0040026	Rating Area 5	Tobacco User/Non-Tobacco User	63	738.80	757.27
16322PA0040026	Rating Area 5	Tobacco User/Non-Tobacco User	64 and over	750.81	769.58
16322PA0040026	Rating Area 6	Tobacco User/Non-Tobacco User	0-14	257.86	257.86
16322PA0040026	Rating Area 6	Tobacco User/Non-Tobacco User	15	280.78	280.78
16322PA0040026	Rating Area 6	Tobacco User/Non-Tobacco User	16	289.54	289.54
16322PA0040026	Rating Area 6	Tobacco User/Non-Tobacco User	17	298.31	298.31
16322PA0040026	Rating Area 6	Tobacco User/Non-Tobacco User	18	307.74	315.44
16322PA0040026	Rating Area 6	Tobacco User/Non-Tobacco User	19	317.18	325.11
16322PA0040026	Rating Area 6	Tobacco User/Non-Tobacco User	20	326.96	335.13
16322PA0040026	Rating Area 6	Tobacco User/Non-Tobacco User	21	337.07	345.50
16322PA0040026	Rating Area 6	Tobacco User/Non-Tobacco User	22	337.07	345.50
16322PA0040026	Rating Area 6	Tobacco User/Non-Tobacco User	23	337.07	345.50
16322PA0040026	Rating Area 6	Tobacco User/Non-Tobacco User	24	337.07	345.50
16322PA0040026	Rating Area 6	Tobacco User/Non-Tobacco User	25	338.42	346.88
16322PA0040026	Rating Area 6	Tobacco User/Non-Tobacco User	26	345.16	353.79
16322PA0040026	Rating Area 6	Tobacco User/Non-Tobacco User	27	353.25	362.08
16322PA0040026	Rating Area 6	Tobacco User/Non-Tobacco User	28	366.40	375.55
16322PA0040026	Rating Area 6	Tobacco User/Non-Tobacco User	29	377.18	386.61
16322PA0040026	Rating Area 6	Tobacco User/Non-Tobacco User	30	382.57	392.14
16322PA0040026	Rating Area 6	Tobacco User/Non-Tobacco User	31	390.66	400.43
16322PA0040026	Rating Area 6	Tobacco User/Non-Tobacco User	32	398.75	408.72
16322PA0040026	Rating Area 6	Tobacco User/Non-Tobacco User	33	403.81	413.91
16322PA0040026	Rating Area 6	Tobacco User/Non-Tobacco User	34	409.20	419.43
16322PA0040026	Rating Area 6	Tobacco User/Non-Tobacco User	35	411.90	422.20
16322PA0040026	Rating Area 6	Tobacco User/Non-Tobacco User	36	414.60	424.96
16322PA0040026	Rating Area 6	Tobacco User/Non-Tobacco User	37	417.29	427.72
16322PA0040026	Rating Area 6	Tobacco User/Non-Tobacco User	38	419.99	430.49
16322PA0040026	Rating Area 6	Tobacco User/Non-Tobacco User	39	425.38	436.02
16322PA0040026	Rating Area 6	Tobacco User/Non-Tobacco User	40	430.78	441.54
16322PA0040026	Rating Area 6	Tobacco User/Non-Tobacco User	41	438.87	449.84
16322PA0040026	Rating Area 6	Tobacco User/Non-Tobacco User	42	446.62	457.78
16322PA0040026	Rating Area 6	Tobacco User/Non-Tobacco User	43	457.40	468.84
16322PA0040026	Rating Area 6	Tobacco User/Non-Tobacco User	44	470.89	482.66
16322PA0040026	Rating Area 6	Tobacco User/Non-Tobacco User	45	486.73	498.90
16322PA0040026	Rating Area 6	Tobacco User/Non-Tobacco User	46	505.61	518.25
16322PA0040026	Rating Area 6	Tobacco User/Non-Tobacco User	47	526.84	540.01
16322PA0040026	Rating Area 6	Tobacco User/Non-Tobacco User	48	551.11	564.89
16322PA0040026	Rating Area 6	Tobacco User/Non-Tobacco User	49	575.04	589.42
16322PA0040026	Rating Area 6	Tobacco User/Non-Tobacco User	50	602.01	617.06
16322PA0040026	Rating Area 6	Tobacco User/Non-Tobacco User	51	628.64	644.35
16322PA0040026	Rating Area 6	Tobacco User/Non-Tobacco User	52	657.96	674.41
16322PA0040026	Rating Area 6	Tobacco User/Non-Tobacco User	53	687.62	704.81
16322PA0040026	Rating Area 6	Tobacco User/Non-Tobacco User	54	719.64	737.64
16322PA0040026	Rating Area 6	Tobacco User/Non-Tobacco User	55	751.67	770.46
16322PA0040026	Rating Area 6	Tobacco User/Non-Tobacco User	56	786.38	806.04
16322PA0040026	Rating Area 6	Tobacco User/Non-Tobacco User	57	821.44	841.98
16322PA0040026	Rating Area 6	Tobacco User/Non-Tobacco User	58	858.85	880.33
16322PA0040026	Rating Area 6	Tobacco User/Non-Tobacco User	59	877.39	899.33
16322PA0040026	Rating Area 6	Tobacco User/Non-Tobacco User	60	914.81	937.68
16322PA0040026	Rating Area 6	Tobacco User/Non-Tobacco User	61	947.17	970.85
16322PA0040026	Rating Area 6	Tobacco User/Non-Tobacco User	62	968.40	992.61
16322PA0040026	Rating Area 6	Tobacco User/Non-Tobacco User	63	995.03	1019.91
16322PA0040026	Rating Area 6	Tobacco User/Non-Tobacco User	64 and over	1011.21	1036.49
16322PA0040037	Rating Area 1	Tobacco User/Non-Tobacco User	0-14	216.35	216.35
16322PA0040037	Rating Area 1	Tobacco User/Non-Tobacco User	15	235.58	235.58
16322PA0040037	Rating Area 1	Tobacco User/Non-Tobacco User	16	242.93	242.93
16322PA0040037	Rating Area 1	Tobacco User/Non-Tobacco User	17	250.29	250.29
16322PA0040037	Rating Area 1	Tobacco User/Non-Tobacco User	18	258.21	264.66
16322PA0040037	Rating Area 1	Tobacco User/Non-Tobacco User	19	266.12	272.78
16322PA0040037	Rating Area 1	Tobacco User/Non-Tobacco User	20	274.33	281.18
16322PA0040037	Rating Area 1	Tobacco User/Non-Tobacco User	21	282.81	289.88
16322PA0040037	Rating Area 1	Tobacco User/Non-Tobacco User	22	282.81	289.88
16322PA0040037	Rating Area 1	Tobacco User/Non-Tobacco User	23	282.81	289.88
16322PA0040037	Rating Area 1	Tobacco User/Non-Tobacco User	24	282.81	289.88
16322PA0040037	Rating Area 1	Tobacco User/Non-Tobacco User	25	283.94	291.04
16322PA0040037	Rating Area 1	Tobacco User/Non-Tobacco User	26	289.60	296.84
16322PA0040037	Rating Area 1	Tobacco User/Non-Tobacco User	27	296.38	303.79
16322PA0040037	Rating Area 1	Tobacco User/Non-Tobacco User	28	307.41	315.10
16322PA0040037	Rating Area 1	Tobacco User/Non-Tobacco User	29	316.46	324.38
16322PA0040037	Rating Area 1	Tobacco User/Non-Tobacco User	30	320.99	329.01
16322PA0040037	Rating Area 1	Tobacco User/Non-Tobacco User	31	327.78	335.97
16322PA0040037	Rating Area 1	Tobacco User/Non-Tobacco User	32	334.56	342.93
16322PA0040037	Rating Area 1	Tobacco User/Non-Tobacco User	33	338.81	347.28
16322PA0040037	Rating Area 1	Tobacco User/Non-Tobacco User	34	343.33	351.91
16322PA0040037	Rating Area 1	Tobacco User/Non-Tobacco User	35	345.59	354.23
16322PA0040037	Rating Area 1	Tobacco User/Non-Tobacco User	36	347.86	356.55
16322PA0040037	Rating Area 1	Tobacco User/Non-Tobacco User	37	350.12	358.87
16322PA0040037	Rating Area 1	Tobacco User/Non-Tobacco User	38	352.38	361.19
16322PA0040037	Rating Area 1	Tobacco User/Non-Tobacco User	39	356.91	365.83
16322PA0040037	Rating Area 1	Tobacco User/Non-Tobacco User	40	361.43	370.47
16322PA0040037	Rating Area 1	Tobacco User/Non-Tobacco User	41	368.22	377.42
16322PA0040037	Rating Area 1	Tobacco User/Non-Tobacco User	42	374.72	384.09
16322PA0040037	Rating Area 1	Tobacco User/Non-Tobacco User	43	383.77	393.37
16322PA0040037	Rating Area 1	Tobacco User/Non-Tobacco User	44	395.09	404.96
16322PA0040037	Rating Area 1	Tobacco User/Non-Tobacco User	45	408.38	418.59
16322PA0040037	Rating Area 1	Tobacco User/Non-Tobacco User	46	424.22	434.82
16322PA0040037	Rating Area 1	Tobacco User/Non-Tobacco User	47	442.03	453.08
16322PA0040037	Rating Area 1	Tobacco User/Non-Tobacco User	48	462.39	473.95
16322PA0040037	Rating Area 1	Tobacco User/Non-Tobacco User	49	482.47	494.54
16322PA0040037	Rating Area 1	Tobacco User/Non-Tobacco User	50	505.10	517.73
16322PA0040037	Rating Area 1	Tobacco User/Non-Tobacco User	51	527.44	540.63
16322PA0040037	Rating Area 1	Tobacco User/Non-Tobacco User	52	552.05	565.85
16322PA0040037	Rating Area 1	Tobacco User/Non-Tobacco User	53	576.93	591.36
16322PA0040037	Rating Area 1	Tobacco User/Non-Tobacco User	54	603.80	618.89

16322PA0040037	Rating Area 4	Tobacco User/Non-Tobacco User	58	720.60	738.61
16322PA0040037	Rating Area 4	Tobacco User/Non-Tobacco User	59	736.15	754.56
16322PA0040037	Rating Area 4	Tobacco User/Non-Tobacco User	60	767.55	786.73
16322PA0040037	Rating Area 4	Tobacco User/Non-Tobacco User	61	794.70	814.56
16322PA0040037	Rating Area 4	Tobacco User/Non-Tobacco User	62	812.51	832.83
16322PA0040037	Rating Area 4	Tobacco User/Non-Tobacco User	63	834.86	855.73
16322PA0040037	Rating Area 4	Tobacco User/Non-Tobacco User	64 and over	848.43	869.64
16322PA0040037	Rating Area 5	Tobacco User/Non-Tobacco User	0-14	216.35	216.35
16322PA0040037	Rating Area 5	Tobacco User/Non-Tobacco User	15	235.58	235.58
16322PA0040037	Rating Area 5	Tobacco User/Non-Tobacco User	16	242.93	242.93
16322PA0040037	Rating Area 5	Tobacco User/Non-Tobacco User	17	250.29	250.29
16322PA0040037	Rating Area 5	Tobacco User/Non-Tobacco User	18	258.21	264.66
16322PA0040037	Rating Area 5	Tobacco User/Non-Tobacco User	19	266.12	272.78
16322PA0040037	Rating Area 5	Tobacco User/Non-Tobacco User	20	274.33	281.18
16322PA0040037	Rating Area 5	Tobacco User/Non-Tobacco User	21	282.81	289.88
16322PA0040037	Rating Area 5	Tobacco User/Non-Tobacco User	22	282.81	289.88
16322PA0040037	Rating Area 5	Tobacco User/Non-Tobacco User	23	282.81	289.88
16322PA0040037	Rating Area 5	Tobacco User/Non-Tobacco User	24	282.81	289.88
16322PA0040037	Rating Area 5	Tobacco User/Non-Tobacco User	25	283.94	291.04
16322PA0040037	Rating Area 5	Tobacco User/Non-Tobacco User	26	289.60	296.84
16322PA0040037	Rating Area 5	Tobacco User/Non-Tobacco User	27	296.38	303.79
16322PA0040037	Rating Area 5	Tobacco User/Non-Tobacco User	28	307.41	315.10
16322PA0040037	Rating Area 5	Tobacco User/Non-Tobacco User	29	316.46	324.38
16322PA0040037	Rating Area 5	Tobacco User/Non-Tobacco User	30	320.99	329.01
16322PA0040037	Rating Area 5	Tobacco User/Non-Tobacco User	31	327.78	335.97
16322PA0040037	Rating Area 5	Tobacco User/Non-Tobacco User	32	334.56	342.93
16322PA0040037	Rating Area 5	Tobacco User/Non-Tobacco User	33	338.81	347.28
16322PA0040037	Rating Area 5	Tobacco User/Non-Tobacco User	34	343.33	351.91
16322PA0040037	Rating Area 5	Tobacco User/Non-Tobacco User	35	345.59	354.23
16322PA0040037	Rating Area 5	Tobacco User/Non-Tobacco User	36	347.86	356.55
16322PA0040037	Rating Area 5	Tobacco User/Non-Tobacco User	37	350.12	358.87
16322PA0040037	Rating Area 5	Tobacco User/Non-Tobacco User	38	352.38	361.19
16322PA0040037	Rating Area 5	Tobacco User/Non-Tobacco User	39	356.91	365.83
16322PA0040037	Rating Area 5	Tobacco User/Non-Tobacco User	40	361.43	370.47
16322PA0040037	Rating Area 5	Tobacco User/Non-Tobacco User	41	368.22	377.42
16322PA0040037	Rating Area 5	Tobacco User/Non-Tobacco User	42	374.72	384.09
16322PA0040037	Rating Area 5	Tobacco User/Non-Tobacco User	43	383.77	393.37
16322PA0040037	Rating Area 5	Tobacco User/Non-Tobacco User	44	395.09	404.96
16322PA0040037	Rating Area 5	Tobacco User/Non-Tobacco User	45	408.38	418.59
16322PA0040037	Rating Area 5	Tobacco User/Non-Tobacco User	46	424.22	434.82
16322PA0040037	Rating Area 5	Tobacco User/Non-Tobacco User	47	442.03	453.08
16322PA0040037	Rating Area 5	Tobacco User/Non-Tobacco User	48	462.39	473.95
16322PA0040037	Rating Area 5	Tobacco User/Non-Tobacco User	49	482.47	494.54
16322PA0040037	Rating Area 5	Tobacco User/Non-Tobacco User	50	505.10	517.73
16322PA0040037	Rating Area 5	Tobacco User/Non-Tobacco User	51	527.44	540.63
16322PA0040037	Rating Area 5	Tobacco User/Non-Tobacco User	52	552.05	565.85
16322PA0040037	Rating Area 5	Tobacco User/Non-Tobacco User	53	576.93	591.36
16322PA0040037	Rating Area 5	Tobacco User/Non-Tobacco User	54	603.80	618.89
16322PA0040037	Rating Area 5	Tobacco User/Non-Tobacco User	55	630.67	646.43
16322PA0040037	Rating Area 5	Tobacco User/Non-Tobacco User	56	659.80	676.29
16322PA0040037	Rating Area 5	Tobacco User/Non-Tobacco User	57	689.21	706.44
16322PA0040037	Rating Area 5	Tobacco User/Non-Tobacco User	58	720.60	738.61
16322PA0040037	Rating Area 5	Tobacco User/Non-Tobacco User	59	736.15	754.56
16322PA0040037	Rating Area 5	Tobacco User/Non-Tobacco User	60	767.55	786.73
16322PA0040037	Rating Area 5	Tobacco User/Non-Tobacco User	61	794.70	814.56
16322PA0040037	Rating Area 5	Tobacco User/Non-Tobacco User	62	812.51	832.83
16322PA0040037	Rating Area 5	Tobacco User/Non-Tobacco User	63	834.86	855.73
16322PA0040037	Rating Area 5	Tobacco User/Non-Tobacco User	64 and over	848.43	869.64
16322PA0040037	Rating Area 6	Tobacco User/Non-Tobacco User	0-14	291.39	291.39
16322PA0040037	Rating Area 6	Tobacco User/Non-Tobacco User	15	317.29	317.29
16322PA0040037	Rating Area 6	Tobacco User/Non-Tobacco User	16	327.19	327.19
16322PA0040037	Rating Area 6	Tobacco User/Non-Tobacco User	17	337.10	337.10
16322PA0040037	Rating Area 6	Tobacco User/Non-Tobacco User	18	347.76	356.46
16322PA0040037	Rating Area 6	Tobacco User/Non-Tobacco User	19	358.43	367.39
16322PA0040037	Rating Area 6	Tobacco User/Non-Tobacco User	20	369.47	378.71
16322PA0040037	Rating Area 6	Tobacco User/Non-Tobacco User	21	380.90	390.42
16322PA0040037	Rating Area 6	Tobacco User/Non-Tobacco User	22	380.90	390.42
16322PA0040037	Rating Area 6	Tobacco User/Non-Tobacco User	23	380.90	390.42
16322PA0040037	Rating Area 6	Tobacco User/Non-Tobacco User	24	380.90	390.42
16322PA0040037	Rating Area 6	Tobacco User/Non-Tobacco User	25	382.42	391.98
16322PA0040037	Rating Area 6	Tobacco User/Non-Tobacco User	26	390.04	399.79
16322PA0040037	Rating Area 6	Tobacco User/Non-Tobacco User	27	399.18	409.16
16322PA0040037	Rating Area 6	Tobacco User/Non-Tobacco User	28	414.04	424.39
16322PA0040037	Rating Area 6	Tobacco User/Non-Tobacco User	29	426.23	436.88
16322PA0040037	Rating Area 6	Tobacco User/Non-Tobacco User	30	432.32	443.13
16322PA0040037	Rating Area 6	Tobacco User/Non-Tobacco User	31	441.46	452.50
16322PA0040037	Rating Area 6	Tobacco User/Non-Tobacco User	32	450.60	461.87
16322PA0040037	Rating Area 6	Tobacco User/Non-Tobacco User	33	456.32	467.73
16322PA0040037	Rating Area 6	Tobacco User/Non-Tobacco User	34	462.41	473.97
16322PA0040037	Rating Area 6	Tobacco User/Non-Tobacco User	35	465.46	477.10
16322PA0040037	Rating Area 6	Tobacco User/Non-Tobacco User	36	468.51	480.22
16322PA0040037	Rating Area 6	Tobacco User/Non-Tobacco User	37	471.55	483.34
16322PA0040037	Rating Area 6	Tobacco User/Non-Tobacco User	38	474.60	486.47
16322PA0040037	Rating Area 6	Tobacco User/Non-Tobacco User	39	480.70	492.71
16322PA0040037	Rating Area 6	Tobacco User/Non-Tobacco User	40	486.79	498.96
16322PA0040037	Rating Area 6	Tobacco User/Non-Tobacco User	41	495.93	508.33
16322PA0040037	Rating Area 6	Tobacco User/Non-Tobacco User	42	504.69	517.31
16322PA0040037	Rating Area 6	Tobacco User/Non-Tobacco User	43	516.88	529.80
16322PA0040037	Rating Area 6	Tobacco User/Non-Tobacco User	44	532.12	545.42
16322PA0040037	Rating Area 6	Tobacco User/Non-Tobacco User	45	550.02	563.77
16322PA0040037	Rating Area 6	Tobacco User/Non-Tobacco User	46	571.35	585.63
16322PA0040037	Rating Area 6	Tobacco User/Non-Tobacco User	47	595.35	610.23
16322PA0040037	Rating Area 6	Tobacco User/Non-Tobacco User	48	622.77	638.34
16322PA0040037	Rating Area 6	Tobacco User/Non-Tobacco User	49	649.82	666.06
16322PA0040037	Rating Area 6	Tobacco User/Non-Tobacco User	50	680.29	697.29
16322PA0040037	Rating Area 6	Tobacco User/Non-Tobacco User	51	710.38	728.14
16322PA0040037	Rating Area 6	Tobacco User/Non-Tobacco User	52	743.52	762.10
16322PA0040037	Rating Area 6	Tobacco User/Non-Tobacco User	53	777.04	796.46
16322PA0040037	Rating Area 6	Tobacco User/Non-Tobacco User	54	813.22	833.55
16322PA0040037	Rating Area 6	Tobacco User/Non-Tobacco User	55	849.41	870.64
16322PA0040037	Rating Area 6	Tobacco User/Non-Tobacco User	56	888.64	910.86
16322PA0040037	Rating Area 6	Tobacco User/Non-Tobacco User	57	928.25	951.46
16322PA0040037	Rating Area 6	Tobacco User/Non-Tobacco User	58	970.53	994.80
16322PA0040037	Rating Area 6	Tobacco User/Non-Tobacco User	59	991.48	1016.27
16322PA0040037	Rating Area 6	Tobacco User/Non-Tobacco User	60	1033.76	1059.61

16322PA0040037	Rating Area 6	Tobacco User/Non-Tobacco User	61	1070.33	1097.09
16322PA0040037	Rating Area 6	Tobacco User/Non-Tobacco User	62	1094.33	1121.68
16322PA0040037	Rating Area 6	Tobacco User/Non-Tobacco User	63	1124.42	1152.53
16322PA0040037	Rating Area 6	Tobacco User/Non-Tobacco User	64 and over	1142.70	1171.27
16322PA0040039	Rating Area 3	Tobacco User/Non-Tobacco User	0-14	254.52	254.52
16322PA0040039	Rating Area 3	Tobacco User/Non-Tobacco User	15	277.14	277.14
16322PA0040039	Rating Area 3	Tobacco User/Non-Tobacco User	16	285.79	285.79
16322PA0040039	Rating Area 3	Tobacco User/Non-Tobacco User	17	294.44	294.44
16322PA0040039	Rating Area 3	Tobacco User/Non-Tobacco User	18	303.76	311.35
16322PA0040039	Rating Area 3	Tobacco User/Non-Tobacco User	19	313.07	320.90
16322PA0040039	Rating Area 3	Tobacco User/Non-Tobacco User	20	322.72	330.79
16322PA0040039	Rating Area 3	Tobacco User/Non-Tobacco User	21	332.70	341.02
16322PA0040039	Rating Area 3	Tobacco User/Non-Tobacco User	22	332.70	341.02
16322PA0040039	Rating Area 3	Tobacco User/Non-Tobacco User	23	332.70	341.02
16322PA0040039	Rating Area 3	Tobacco User/Non-Tobacco User	24	332.70	341.02
16322PA0040039	Rating Area 3	Tobacco User/Non-Tobacco User	25	334.03	342.38
16322PA0040039	Rating Area 3	Tobacco User/Non-Tobacco User	26	340.68	349.20
16322PA0040039	Rating Area 3	Tobacco User/Non-Tobacco User	27	348.67	357.39
16322PA0040039	Rating Area 3	Tobacco User/Non-Tobacco User	28	361.64	370.69
16322PA0040039	Rating Area 3	Tobacco User/Non-Tobacco User	29	372.29	381.60
16322PA0040039	Rating Area 3	Tobacco User/Non-Tobacco User	30	377.61	387.05
16322PA0040039	Rating Area 3	Tobacco User/Non-Tobacco User	31	385.60	395.24
16322PA0040039	Rating Area 3	Tobacco User/Non-Tobacco User	32	393.58	403.42
16322PA0040039	Rating Area 3	Tobacco User/Non-Tobacco User	33	398.57	408.54
16322PA0040039	Rating Area 3	Tobacco User/Non-Tobacco User	34	403.90	414.00
16322PA0040039	Rating Area 3	Tobacco User/Non-Tobacco User	35	406.56	416.72
16322PA0040039	Rating Area 3	Tobacco User/Non-Tobacco User	36	409.22	419.45
16322PA0040039	Rating Area 3	Tobacco User/Non-Tobacco User	37	411.88	422.18
16322PA0040039	Rating Area 3	Tobacco User/Non-Tobacco User	38	414.54	424.91
16322PA0040039	Rating Area 3	Tobacco User/Non-Tobacco User	39	419.87	430.36
16322PA0040039	Rating Area 3	Tobacco User/Non-Tobacco User	40	425.19	435.82
16322PA0040039	Rating Area 3	Tobacco User/Non-Tobacco User	41	433.18	444.00
16322PA0040039	Rating Area 3	Tobacco User/Non-Tobacco User	42	440.83	451.85
16322PA0040039	Rating Area 3	Tobacco User/Non-Tobacco User	43	451.47	462.76
16322PA0040039	Rating Area 3	Tobacco User/Non-Tobacco User	44	464.78	476.40
16322PA0040039	Rating Area 3	Tobacco User/Non-Tobacco User	45	480.42	492.43
16322PA0040039	Rating Area 3	Tobacco User/Non-Tobacco User	46	499.05	511.53
16322PA0040039	Rating Area 3	Tobacco User/Non-Tobacco User	47	520.01	533.01
16322PA0040039	Rating Area 3	Tobacco User/Non-Tobacco User	48	543.96	557.56
16322PA0040039	Rating Area 3	Tobacco User/Non-Tobacco User	49	567.59	581.78
16322PA0040039	Rating Area 3	Tobacco User/Non-Tobacco User	50	594.20	609.06
16322PA0040039	Rating Area 3	Tobacco User/Non-Tobacco User	51	620.49	636.00
16322PA0040039	Rating Area 3	Tobacco User/Non-Tobacco User	52	649.43	665.67
16322PA0040039	Rating Area 3	Tobacco User/Non-Tobacco User	53	678.71	695.88
16322PA0040039	Rating Area 3	Tobacco User/Non-Tobacco User	54	710.31	728.07
16322PA0040039	Rating Area 3	Tobacco User/Non-Tobacco User	55	741.92	760.47
16322PA0040039	Rating Area 3	Tobacco User/Non-Tobacco User	56	776.19	795.59
16322PA0040039	Rating Area 3	Tobacco User/Non-Tobacco User	57	810.79	831.06
16322PA0040039	Rating Area 3	Tobacco User/Non-Tobacco User	58	847.72	868.91
16322PA0040039	Rating Area 3	Tobacco User/Non-Tobacco User	59	866.02	887.67
16322PA0040039	Rating Area 3	Tobacco User/Non-Tobacco User	60	902.95	925.52
16322PA0040039	Rating Area 3	Tobacco User/Non-Tobacco User	61	934.89	958.26
16322PA0040039	Rating Area 3	Tobacco User/Non-Tobacco User	62	955.85	979.74
16322PA0040039	Rating Area 3	Tobacco User/Non-Tobacco User	63	982.13	1006.68
16322PA0040039	Rating Area 3	Tobacco User/Non-Tobacco User	64 and over	998.10	1023.05
16322PA0040039	Rating Area 6	Tobacco User/Non-Tobacco User	0-14	271.65	271.65
16322PA0040039	Rating Area 6	Tobacco User/Non-Tobacco User	15	295.80	295.80
16322PA0040039	Rating Area 6	Tobacco User/Non-Tobacco User	16	305.03	305.03
16322PA0040039	Rating Area 6	Tobacco User/Non-Tobacco User	17	314.26	314.26
16322PA0040039	Rating Area 6	Tobacco User/Non-Tobacco User	18	324.21	332.31
16322PA0040039	Rating Area 6	Tobacco User/Non-Tobacco User	19	334.15	342.50
16322PA0040039	Rating Area 6	Tobacco User/Non-Tobacco User	20	344.45	353.06
16322PA0040039	Rating Area 6	Tobacco User/Non-Tobacco User	21	355.10	363.98
16322PA0040039	Rating Area 6	Tobacco User/Non-Tobacco User	22	355.10	363.98
16322PA0040039	Rating Area 6	Tobacco User/Non-Tobacco User	23	355.10	363.98
16322PA0040039	Rating Area 6	Tobacco User/Non-Tobacco User	24	355.10	363.98
16322PA0040039	Rating Area 6	Tobacco User/Non-Tobacco User	25	356.52	365.43
16322PA0040039	Rating Area 6	Tobacco User/Non-Tobacco User	26	363.62	372.71
16322PA0040039	Rating Area 6	Tobacco User/Non-Tobacco User	27	372.14	381.45
16322PA0040039	Rating Area 6	Tobacco User/Non-Tobacco User	28	385.99	395.64
16322PA0040039	Rating Area 6	Tobacco User/Non-Tobacco User	29	397.36	407.29
16322PA0040039	Rating Area 6	Tobacco User/Non-Tobacco User	30	403.04	413.11
16322PA0040039	Rating Area 6	Tobacco User/Non-Tobacco User	31	411.56	421.85
16322PA0040039	Rating Area 6	Tobacco User/Non-Tobacco User	32	420.08	430.59
16322PA0040039	Rating Area 6	Tobacco User/Non-Tobacco User	33	425.41	436.05
16322PA0040039	Rating Area 6	Tobacco User/Non-Tobacco User	34	431.09	441.87
16322PA0040039	Rating Area 6	Tobacco User/Non-Tobacco User	35	433.93	444.78
16322PA0040039	Rating Area 6	Tobacco User/Non-Tobacco User	36	436.77	447.69
16322PA0040039	Rating Area 6	Tobacco User/Non-Tobacco User	37	439.61	450.60
16322PA0040039	Rating Area 6	Tobacco User/Non-Tobacco User	38	442.45	453.52
16322PA0040039	Rating Area 6	Tobacco User/Non-Tobacco User	39	448.14	459.34
16322PA0040039	Rating Area 6	Tobacco User/Non-Tobacco User	40	453.82	465.16
16322PA0040039	Rating Area 6	Tobacco User/Non-Tobacco User	41	462.34	473.90
16322PA0040039	Rating Area 6	Tobacco User/Non-Tobacco User	42	470.51	482.27
16322PA0040039	Rating Area 6	Tobacco User/Non-Tobacco User	43	481.87	493.92
16322PA0040039	Rating Area 6	Tobacco User/Non-Tobacco User	44	496.07	508.48
16322PA0040039	Rating Area 6	Tobacco User/Non-Tobacco User	45	512.76	525.58
16322PA0040039	Rating Area 6	Tobacco User/Non-Tobacco User	46	532.65	545.97
16322PA0040039	Rating Area 6	Tobacco User/Non-Tobacco User	47	555.02	568.90
16322PA0040039	Rating Area 6	Tobacco User/Non-Tobacco User	48	580.59	595.10
16322PA0040039	Rating Area 6	Tobacco User/Non-Tobacco User	49	605.80	620.95
16322PA0040039	Rating Area 6	Tobacco User/Non-Tobacco User	50	634.21	650.06
16322PA0040039	Rating Area 6	Tobacco User/Non-Tobacco User	51	662.26	678.82
16322PA0040039	Rating Area 6	Tobacco User/Non-Tobacco User	52	693.16	710.48
16322PA0040039	Rating Area 6	Tobacco User/Non-Tobacco User	53	724.40	742.51
16322PA0040039	Rating Area 6	Tobacco User/Non-Tobacco User	54	758.14	777.09
16322PA0040039	Rating Area 6	Tobacco User/Non-Tobacco User	55	791.87	811.67
16322PA0040039	Rating Area 6	Tobacco User/Non-Tobacco User	56	828.45	849.16
16322PA0040039	Rating Area 6	Tobacco User/Non-Tobacco User	57	865.38	887.01
16322PA0040039	Rating Area 6	Tobacco User/Non-Tobacco User	58	904.79	927.41
16322PA0040039	Rating Area 6	Tobacco User/Non-Tobacco User	59	924.33	947.43
16322PA0040039	Rating Area 6	Tobacco User/Non-Tobacco User	60	963.74	987.83
16322PA0040039	Rating Area 6	Tobacco User/Non-Tobacco User	61	997.83	1022.78
16322PA0040039	Rating Area 6	Tobacco User/Non-Tobacco User	62	1020.20	1045.71
16322PA0040039	Rating Area 6	Tobacco User/Non-Tobacco User	63	1048.26	1074.46

16322PA0040039	Rating Area 6	Tobacco User/Non-Tobacco User	64 and over	1065.30	1091.93
16322PA0040039	Rating Area 7	Tobacco User/Non-Tobacco User	0-14	275.49	275.49
16322PA0040039	Rating Area 7	Tobacco User/Non-Tobacco User	15	299.98	299.98
16322PA0040039	Rating Area 7	Tobacco User/Non-Tobacco User	16	309.34	309.34
16322PA0040039	Rating Area 7	Tobacco User/Non-Tobacco User	17	318.71	318.71
16322PA0040039	Rating Area 7	Tobacco User/Non-Tobacco User	18	328.79	337.01
16322PA0040039	Rating Area 7	Tobacco User/Non-Tobacco User	19	338.87	347.34
16322PA0040039	Rating Area 7	Tobacco User/Non-Tobacco User	20	349.32	358.05
16322PA0040039	Rating Area 7	Tobacco User/Non-Tobacco User	21	360.12	369.12
16322PA0040039	Rating Area 7	Tobacco User/Non-Tobacco User	22	360.12	369.12
16322PA0040039	Rating Area 7	Tobacco User/Non-Tobacco User	23	360.12	369.12
16322PA0040039	Rating Area 7	Tobacco User/Non-Tobacco User	24	360.12	369.12
16322PA0040039	Rating Area 7	Tobacco User/Non-Tobacco User	25	361.56	370.60
16322PA0040039	Rating Area 7	Tobacco User/Non-Tobacco User	26	368.76	377.98
16322PA0040039	Rating Area 7	Tobacco User/Non-Tobacco User	27	377.41	386.84
16322PA0040039	Rating Area 7	Tobacco User/Non-Tobacco User	28	391.45	401.24
16322PA0040039	Rating Area 7	Tobacco User/Non-Tobacco User	29	402.97	413.05
16322PA0040039	Rating Area 7	Tobacco User/Non-Tobacco User	30	408.74	418.95
16322PA0040039	Rating Area 7	Tobacco User/Non-Tobacco User	31	417.38	427.81
16322PA0040039	Rating Area 7	Tobacco User/Non-Tobacco User	32	426.02	436.67
16322PA0040039	Rating Area 7	Tobacco User/Non-Tobacco User	33	431.42	442.21
16322PA0040039	Rating Area 7	Tobacco User/Non-Tobacco User	34	437.19	448.12
16322PA0040039	Rating Area 7	Tobacco User/Non-Tobacco User	35	440.07	451.07
16322PA0040039	Rating Area 7	Tobacco User/Non-Tobacco User	36	442.95	454.02
16322PA0040039	Rating Area 7	Tobacco User/Non-Tobacco User	37	445.83	456.97
16322PA0040039	Rating Area 7	Tobacco User/Non-Tobacco User	38	448.71	459.93
16322PA0040039	Rating Area 7	Tobacco User/Non-Tobacco User	39	454.47	465.83
16322PA0040039	Rating Area 7	Tobacco User/Non-Tobacco User	40	460.23	471.74
16322PA0040039	Rating Area 7	Tobacco User/Non-Tobacco User	41	468.88	480.60
16322PA0040039	Rating Area 7	Tobacco User/Non-Tobacco User	42	477.16	489.09
16322PA0040039	Rating Area 7	Tobacco User/Non-Tobacco User	43	488.68	500.90
16322PA0040039	Rating Area 7	Tobacco User/Non-Tobacco User	44	503.09	515.66
16322PA0040039	Rating Area 7	Tobacco User/Non-Tobacco User	45	520.01	533.01
16322PA0040039	Rating Area 7	Tobacco User/Non-Tobacco User	46	540.18	553.68
16322PA0040039	Rating Area 7	Tobacco User/Non-Tobacco User	47	562.87	576.94
16322PA0040039	Rating Area 7	Tobacco User/Non-Tobacco User	48	588.80	603.52
16322PA0040039	Rating Area 7	Tobacco User/Non-Tobacco User	49	614.36	629.72
16322PA0040039	Rating Area 7	Tobacco User/Non-Tobacco User	50	643.17	659.25
16322PA0040039	Rating Area 7	Tobacco User/Non-Tobacco User	51	671.62	688.41
16322PA0040039	Rating Area 7	Tobacco User/Non-Tobacco User	52	702.95	720.53
16322PA0040039	Rating Area 7	Tobacco User/Non-Tobacco User	53	734.64	753.01
16322PA0040039	Rating Area 7	Tobacco User/Non-Tobacco User	54	768.86	788.08
16322PA0040039	Rating Area 7	Tobacco User/Non-Tobacco User	55	803.07	823.14
16322PA0040039	Rating Area 7	Tobacco User/Non-Tobacco User	56	840.16	861.16
16322PA0040039	Rating Area 7	Tobacco User/Non-Tobacco User	57	877.61	899.55
16322PA0040039	Rating Area 7	Tobacco User/Non-Tobacco User	58	917.59	940.53
16322PA0040039	Rating Area 7	Tobacco User/Non-Tobacco User	59	937.39	960.83
16322PA0040039	Rating Area 7	Tobacco User/Non-Tobacco User	60	977.37	1001.80
16322PA0040039	Rating Area 7	Tobacco User/Non-Tobacco User	61	1011.94	1037.24
16322PA0040039	Rating Area 7	Tobacco User/Non-Tobacco User	62	1034.62	1060.49
16322PA0040039	Rating Area 7	Tobacco User/Non-Tobacco User	63	1063.07	1089.65
16322PA0040039	Rating Area 7	Tobacco User/Non-Tobacco User	64 and over	1080.36	1107.37
16322PA0040039	Rating Area 9	Tobacco User/Non-Tobacco User	0-14	241.23	241.23
16322PA0040039	Rating Area 9	Tobacco User/Non-Tobacco User	15	262.67	262.67
16322PA0040039	Rating Area 9	Tobacco User/Non-Tobacco User	16	270.87	270.87
16322PA0040039	Rating Area 9	Tobacco User/Non-Tobacco User	17	279.07	279.07
16322PA0040039	Rating Area 9	Tobacco User/Non-Tobacco User	18	287.90	295.09
16322PA0040039	Rating Area 9	Tobacco User/Non-Tobacco User	19	296.73	304.14
16322PA0040039	Rating Area 9	Tobacco User/Non-Tobacco User	20	305.87	313.52
16322PA0040039	Rating Area 9	Tobacco User/Non-Tobacco User	21	315.33	323.21
16322PA0040039	Rating Area 9	Tobacco User/Non-Tobacco User	22	315.33	323.21
16322PA0040039	Rating Area 9	Tobacco User/Non-Tobacco User	23	315.33	323.21
16322PA0040039	Rating Area 9	Tobacco User/Non-Tobacco User	24	315.33	323.21
16322PA0040039	Rating Area 9	Tobacco User/Non-Tobacco User	25	316.59	324.51
16322PA0040039	Rating Area 9	Tobacco User/Non-Tobacco User	26	322.90	330.97
16322PA0040039	Rating Area 9	Tobacco User/Non-Tobacco User	27	330.47	338.73
16322PA0040039	Rating Area 9	Tobacco User/Non-Tobacco User	28	342.76	351.33
16322PA0040039	Rating Area 9	Tobacco User/Non-Tobacco User	29	352.85	361.68
16322PA0040039	Rating Area 9	Tobacco User/Non-Tobacco User	30	357.90	366.85
16322PA0040039	Rating Area 9	Tobacco User/Non-Tobacco User	31	365.47	374.60
16322PA0040039	Rating Area 9	Tobacco User/Non-Tobacco User	32	373.04	382.36
16322PA0040039	Rating Area 9	Tobacco User/Non-Tobacco User	33	377.77	387.21
16322PA0040039	Rating Area 9	Tobacco User/Non-Tobacco User	34	382.81	392.38
16322PA0040039	Rating Area 9	Tobacco User/Non-Tobacco User	35	385.33	394.97
16322PA0040039	Rating Area 9	Tobacco User/Non-Tobacco User	36	387.86	397.55
16322PA0040039	Rating Area 9	Tobacco User/Non-Tobacco User	37	390.38	400.14
16322PA0040039	Rating Area 9	Tobacco User/Non-Tobacco User	38	392.90	402.72
16322PA0040039	Rating Area 9	Tobacco User/Non-Tobacco User	39	397.95	407.90
16322PA0040039	Rating Area 9	Tobacco User/Non-Tobacco User	40	402.99	413.07
16322PA0040039	Rating Area 9	Tobacco User/Non-Tobacco User	41	410.56	420.82
16322PA0040039	Rating Area 9	Tobacco User/Non-Tobacco User	42	417.81	428.26
16322PA0040039	Rating Area 9	Tobacco User/Non-Tobacco User	43	427.90	438.60
16322PA0040039	Rating Area 9	Tobacco User/Non-Tobacco User	44	440.52	451.53
16322PA0040039	Rating Area 9	Tobacco User/Non-Tobacco User	45	455.34	466.72
16322PA0040039	Rating Area 9	Tobacco User/Non-Tobacco User	46	473.00	484.82
16322PA0040039	Rating Area 9	Tobacco User/Non-Tobacco User	47	492.86	505.18
16322PA0040039	Rating Area 9	Tobacco User/Non-Tobacco User	48	515.56	528.45
16322PA0040039	Rating Area 9	Tobacco User/Non-Tobacco User	49	537.95	551.40
16322PA0040039	Rating Area 9	Tobacco User/Non-Tobacco User	50	563.18	577.26
16322PA0040039	Rating Area 9	Tobacco User/Non-Tobacco User	51	588.09	602.79
16322PA0040039	Rating Area 9	Tobacco User/Non-Tobacco User	52	615.52	630.91
16322PA0040039	Rating Area 9	Tobacco User/Non-Tobacco User	53	643.27	659.36
16322PA0040039	Rating Area 9	Tobacco User/Non-Tobacco User	54	673.23	690.06
16322PA0040039	Rating Area 9	Tobacco User/Non-Tobacco User	55	703.19	720.77
16322PA0040039	Rating Area 9	Tobacco User/Non-Tobacco User	56	735.66	754.06
16322PA0040039	Rating Area 9	Tobacco User/Non-Tobacco User	57	768.46	787.67
16322PA0040039	Rating Area 9	Tobacco User/Non-Tobacco User	58	803.46	823.55
16322PA0040039	Rating Area 9	Tobacco User/Non-Tobacco User	59	820.80	841.32
16322PA0040039	Rating Area 9	Tobacco User/Non-Tobacco User	60	855.81	877.20
16322PA0040039	Rating Area 9	Tobacco User/Non-Tobacco User	61	886.08	908.23
16322PA0040039	Rating Area 9	Tobacco User/Non-Tobacco User	62	905.94	928.59
16322PA0040039	Rating Area 9	Tobacco User/Non-Tobacco User	63	930.85	954.13
16322PA0040039	Rating Area 9	Tobacco User/Non-Tobacco User	64 and over	945.99	969.64
16322PA0040040	Rating Area 3	Tobacco User/Non-Tobacco User	0-14	331.38	331.38
16322PA0040040	Rating Area 3	Tobacco User/Non-Tobacco User	15	360.83	360.83

16322PA0040040	Rating Area 3	Tobacco User/Non-Tobacco User	16	372.09	372.09
16322PA0040040	Rating Area 3	Tobacco User/Non-Tobacco User	17	383.36	383.36
16322PA0040040	Rating Area 3	Tobacco User/Non-Tobacco User	18	395.48	405.37
16322PA0040040	Rating Area 3	Tobacco User/Non-Tobacco User	19	407.61	417.80
16322PA0040040	Rating Area 3	Tobacco User/Non-Tobacco User	20	420.17	430.68
16322PA0040040	Rating Area 3	Tobacco User/Non-Tobacco User	21	433.17	444.00
16322PA0040040	Rating Area 3	Tobacco User/Non-Tobacco User	22	433.17	444.00
16322PA0040040	Rating Area 3	Tobacco User/Non-Tobacco User	23	433.17	444.00
16322PA0040040	Rating Area 3	Tobacco User/Non-Tobacco User	24	433.17	444.00
16322PA0040040	Rating Area 3	Tobacco User/Non-Tobacco User	25	434.90	445.78
16322PA0040040	Rating Area 3	Tobacco User/Non-Tobacco User	26	443.57	454.66
16322PA0040040	Rating Area 3	Tobacco User/Non-Tobacco User	27	453.96	465.31
16322PA0040040	Rating Area 3	Tobacco User/Non-Tobacco User	28	470.86	482.63
16322PA0040040	Rating Area 3	Tobacco User/Non-Tobacco User	29	484.72	496.84
16322PA0040040	Rating Area 3	Tobacco User/Non-Tobacco User	30	491.65	503.94
16322PA0040040	Rating Area 3	Tobacco User/Non-Tobacco User	31	502.04	514.60
16322PA0040040	Rating Area 3	Tobacco User/Non-Tobacco User	32	512.44	525.25
16322PA0040040	Rating Area 3	Tobacco User/Non-Tobacco User	33	518.94	531.91
16322PA0040040	Rating Area 3	Tobacco User/Non-Tobacco User	34	525.87	539.02
16322PA0040040	Rating Area 3	Tobacco User/Non-Tobacco User	35	529.33	542.57
16322PA0040040	Rating Area 3	Tobacco User/Non-Tobacco User	36	532.80	546.12
16322PA0040040	Rating Area 3	Tobacco User/Non-Tobacco User	37	536.26	549.67
16322PA0040040	Rating Area 3	Tobacco User/Non-Tobacco User	38	539.73	553.22
16322PA0040040	Rating Area 3	Tobacco User/Non-Tobacco User	39	546.66	560.33
16322PA0040040	Rating Area 3	Tobacco User/Non-Tobacco User	40	553.59	567.43
16322PA0040040	Rating Area 3	Tobacco User/Non-Tobacco User	41	563.99	578.09
16322PA0040040	Rating Area 3	Tobacco User/Non-Tobacco User	42	573.95	588.30
16322PA0040040	Rating Area 3	Tobacco User/Non-Tobacco User	43	587.81	602.51
16322PA0040040	Rating Area 3	Tobacco User/Non-Tobacco User	44	605.14	620.27
16322PA0040040	Rating Area 3	Tobacco User/Non-Tobacco User	45	625.50	641.13
16322PA0040040	Rating Area 3	Tobacco User/Non-Tobacco User	46	649.76	666.00
16322PA0040040	Rating Area 3	Tobacco User/Non-Tobacco User	47	677.04	693.97
16322PA0040040	Rating Area 3	Tobacco User/Non-Tobacco User	48	708.23	725.94
16322PA0040040	Rating Area 3	Tobacco User/Non-Tobacco User	49	738.99	757.46
16322PA0040040	Rating Area 3	Tobacco User/Non-Tobacco User	50	773.64	792.98
16322PA0040040	Rating Area 3	Tobacco User/Non-Tobacco User	51	807.86	828.06
16322PA0040040	Rating Area 3	Tobacco User/Non-Tobacco User	52	845.55	866.69
16322PA0040040	Rating Area 3	Tobacco User/Non-Tobacco User	53	883.67	905.76
16322PA0040040	Rating Area 3	Tobacco User/Non-Tobacco User	54	924.82	947.94
16322PA0040040	Rating Area 3	Tobacco User/Non-Tobacco User	55	965.97	990.12
16322PA0040040	Rating Area 3	Tobacco User/Non-Tobacco User	56	1010.59	1035.85
16322PA0040040	Rating Area 3	Tobacco User/Non-Tobacco User	57	1055.64	1082.03
16322PA0040040	Rating Area 3	Tobacco User/Non-Tobacco User	58	1103.72	1131.31
16322PA0040040	Rating Area 3	Tobacco User/Non-Tobacco User	59	1127.54	1155.73
16322PA0040040	Rating Area 3	Tobacco User/Non-Tobacco User	60	1175.62	1205.01
16322PA0040040	Rating Area 3	Tobacco User/Non-Tobacco User	61	1217.21	1247.64
16322PA0040040	Rating Area 3	Tobacco User/Non-Tobacco User	62	1244.50	1275.61
16322PA0040040	Rating Area 3	Tobacco User/Non-Tobacco User	63	1278.72	1310.69
16322PA0040040	Rating Area 3	Tobacco User/Non-Tobacco User	64 and over	1299.51	1332.00
16322PA0040040	Rating Area 6	Tobacco User/Non-Tobacco User	0-14	353.68	353.68
16322PA0040040	Rating Area 6	Tobacco User/Non-Tobacco User	15	385.12	385.12
16322PA0040040	Rating Area 6	Tobacco User/Non-Tobacco User	16	397.14	397.14
16322PA0040040	Rating Area 6	Tobacco User/Non-Tobacco User	17	409.16	409.16
16322PA0040040	Rating Area 6	Tobacco User/Non-Tobacco User	18	422.11	432.66
16322PA0040040	Rating Area 6	Tobacco User/Non-Tobacco User	19	435.05	445.93
16322PA0040040	Rating Area 6	Tobacco User/Non-Tobacco User	20	448.46	459.67
16322PA0040040	Rating Area 6	Tobacco User/Non-Tobacco User	21	462.33	473.89
16322PA0040040	Rating Area 6	Tobacco User/Non-Tobacco User	22	462.33	473.89
16322PA0040040	Rating Area 6	Tobacco User/Non-Tobacco User	23	462.33	473.89
16322PA0040040	Rating Area 6	Tobacco User/Non-Tobacco User	24	462.33	473.89
16322PA0040040	Rating Area 6	Tobacco User/Non-Tobacco User	25	464.18	475.78
16322PA0040040	Rating Area 6	Tobacco User/Non-Tobacco User	26	473.43	485.26
16322PA0040040	Rating Area 6	Tobacco User/Non-Tobacco User	27	484.52	496.63
16322PA0040040	Rating Area 6	Tobacco User/Non-Tobacco User	28	502.55	515.12
16322PA0040040	Rating Area 6	Tobacco User/Non-Tobacco User	29	517.35	530.28
16322PA0040040	Rating Area 6	Tobacco User/Non-Tobacco User	30	524.74	537.86
16322PA0040040	Rating Area 6	Tobacco User/Non-Tobacco User	31	535.84	549.24
16322PA0040040	Rating Area 6	Tobacco User/Non-Tobacco User	32	546.94	560.61
16322PA0040040	Rating Area 6	Tobacco User/Non-Tobacco User	33	553.87	567.72
16322PA0040040	Rating Area 6	Tobacco User/Non-Tobacco User	34	561.27	575.30
16322PA0040040	Rating Area 6	Tobacco User/Non-Tobacco User	35	564.97	579.09
16322PA0040040	Rating Area 6	Tobacco User/Non-Tobacco User	36	568.67	582.88
16322PA0040040	Rating Area 6	Tobacco User/Non-Tobacco User	37	572.36	586.67
16322PA0040040	Rating Area 6	Tobacco User/Non-Tobacco User	38	576.06	590.46
16322PA0040040	Rating Area 6	Tobacco User/Non-Tobacco User	39	583.46	598.05
16322PA0040040	Rating Area 6	Tobacco User/Non-Tobacco User	40	590.86	605.63
16322PA0040040	Rating Area 6	Tobacco User/Non-Tobacco User	41	601.95	617.00
16322PA0040040	Rating Area 6	Tobacco User/Non-Tobacco User	42	612.59	627.90
16322PA0040040	Rating Area 6	Tobacco User/Non-Tobacco User	43	627.38	643.07
16322PA0040040	Rating Area 6	Tobacco User/Non-Tobacco User	44	645.88	662.02
16322PA0040040	Rating Area 6	Tobacco User/Non-Tobacco User	45	667.80	684.29
16322PA0040040	Rating Area 6	Tobacco User/Non-Tobacco User	46	693.50	710.83
16322PA0040040	Rating Area 6	Tobacco User/Non-Tobacco User	47	722.62	740.69
16322PA0040040	Rating Area 6	Tobacco User/Non-Tobacco User	48	755.91	774.81
16322PA0040040	Rating Area 6	Tobacco User/Non-Tobacco User	49	788.73	808.45
16322PA0040040	Rating Area 6	Tobacco User/Non-Tobacco User	50	825.72	846.36
16322PA0040040	Rating Area 6	Tobacco User/Non-Tobacco User	51	862.25	883.80
16322PA0040040	Rating Area 6	Tobacco User/Non-Tobacco User	52	902.47	925.03
16322PA0040040	Rating Area 6	Tobacco User/Non-Tobacco User	53	943.15	966.73
16322PA0040040	Rating Area 6	Tobacco User/Non-Tobacco User	54	987.07	1011.75
16322PA0040040	Rating Area 6	Tobacco User/Non-Tobacco User	55	1031.00	1056.77
16322PA0040040	Rating Area 6	Tobacco User/Non-Tobacco User	56	1078.62	1105.58
16322PA0040040	Rating Area 6	Tobacco User/Non-Tobacco User	57	1126.70	1154.87
16322PA0040040	Rating Area 6	Tobacco User/Non-Tobacco User	58	1178.02	1207.47
16322PA0040040	Rating Area 6	Tobacco User/Non-Tobacco User	59	1203.44	1233.53
16322PA0040040	Rating Area 6	Tobacco User/Non-Tobacco User	60	1254.76	1286.13
16322PA0040040	Rating Area 6	Tobacco User/Non-Tobacco User	61	1299.15	1331.63
16322PA0040040	Rating Area 6	Tobacco User/Non-Tobacco User	62	1328.27	1361.48
16322PA0040040	Rating Area 6	Tobacco User/Non-Tobacco User	63	1364.80	1398.92
16322PA0040040	Rating Area 6	Tobacco User/Non-Tobacco User	64 and over	1386.99	1421.66
16322PA0040040	Rating Area 7	Tobacco User/Non-Tobacco User	0-14	358.69	358.69
16322PA0040040	Rating Area 7	Tobacco User/Non-Tobacco User	15	390.57	390.57
16322PA0040040	Rating Area 7	Tobacco User/Non-Tobacco User	16	402.76	402.76
16322PA0040040	Rating Area 7	Tobacco User/Non-Tobacco User	17	414.95	414.95
16322PA0040040	Rating Area 7	Tobacco User/Non-Tobacco User	18	428.08	438.78

16322PA0040040	Rating Area 7	Tobacco User/Non-Tobacco User	19	441.21	452.24
16322PA0040040	Rating Area 7	Tobacco User/Non-Tobacco User	20	454.80	466.17
16322PA0040040	Rating Area 7	Tobacco User/Non-Tobacco User	21	468.87	480.59
16322PA0040040	Rating Area 7	Tobacco User/Non-Tobacco User	22	468.87	480.59
16322PA0040040	Rating Area 7	Tobacco User/Non-Tobacco User	23	468.87	480.59
16322PA0040040	Rating Area 7	Tobacco User/Non-Tobacco User	24	468.87	480.59
16322PA0040040	Rating Area 7	Tobacco User/Non-Tobacco User	25	470.75	482.51
16322PA0040040	Rating Area 7	Tobacco User/Non-Tobacco User	26	480.12	492.13
16322PA0040040	Rating Area 7	Tobacco User/Non-Tobacco User	27	491.38	503.66
16322PA0040040	Rating Area 7	Tobacco User/Non-Tobacco User	28	509.66	522.40
16322PA0040040	Rating Area 7	Tobacco User/Non-Tobacco User	29	524.67	537.78
16322PA0040040	Rating Area 7	Tobacco User/Non-Tobacco User	30	532.17	545.47
16322PA0040040	Rating Area 7	Tobacco User/Non-Tobacco User	31	543.42	557.01
16322PA0040040	Rating Area 7	Tobacco User/Non-Tobacco User	32	554.67	568.54
16322PA0040040	Rating Area 7	Tobacco User/Non-Tobacco User	33	561.71	575.75
16322PA0040040	Rating Area 7	Tobacco User/Non-Tobacco User	34	569.21	583.44
16322PA0040040	Rating Area 7	Tobacco User/Non-Tobacco User	35	572.96	587.28
16322PA0040040	Rating Area 7	Tobacco User/Non-Tobacco User	36	576.71	591.13
16322PA0040040	Rating Area 7	Tobacco User/Non-Tobacco User	37	580.46	594.97
16322PA0040040	Rating Area 7	Tobacco User/Non-Tobacco User	38	584.21	598.82
16322PA0040040	Rating Area 7	Tobacco User/Non-Tobacco User	39	591.71	606.51
16322PA0040040	Rating Area 7	Tobacco User/Non-Tobacco User	40	599.22	614.20
16322PA0040040	Rating Area 7	Tobacco User/Non-Tobacco User	41	610.47	625.73
16322PA0040040	Rating Area 7	Tobacco User/Non-Tobacco User	42	621.25	636.78
16322PA0040040	Rating Area 7	Tobacco User/Non-Tobacco User	43	636.26	652.16
16322PA0040040	Rating Area 7	Tobacco User/Non-Tobacco User	44	655.01	671.39
16322PA0040040	Rating Area 7	Tobacco User/Non-Tobacco User	45	677.05	693.97
16322PA0040040	Rating Area 7	Tobacco User/Non-Tobacco User	46	703.31	720.89
16322PA0040040	Rating Area 7	Tobacco User/Non-Tobacco User	47	732.84	751.16
16322PA0040040	Rating Area 7	Tobacco User/Non-Tobacco User	48	766.60	785.77
16322PA0040040	Rating Area 7	Tobacco User/Non-Tobacco User	49	799.89	819.89
16322PA0040040	Rating Area 7	Tobacco User/Non-Tobacco User	50	837.40	858.34
16322PA0040040	Rating Area 7	Tobacco User/Non-Tobacco User	51	874.44	896.30
16322PA0040040	Rating Area 7	Tobacco User/Non-Tobacco User	52	915.23	938.12
16322PA0040040	Rating Area 7	Tobacco User/Non-Tobacco User	53	956.49	980.41
16322PA0040040	Rating Area 7	Tobacco User/Non-Tobacco User	54	1001.04	1026.06
16322PA0040040	Rating Area 7	Tobacco User/Non-Tobacco User	55	1045.58	1071.72
16322PA0040040	Rating Area 7	Tobacco User/Non-Tobacco User	56	1093.87	1121.22
16322PA0040040	Rating Area 7	Tobacco User/Non-Tobacco User	57	1142.64	1171.20
16322PA0040040	Rating Area 7	Tobacco User/Non-Tobacco User	58	1194.68	1224.55
16322PA0040040	Rating Area 7	Tobacco User/Non-Tobacco User	59	1220.47	1250.98
16322PA0040040	Rating Area 7	Tobacco User/Non-Tobacco User	60	1272.51	1304.33
16322PA0040040	Rating Area 7	Tobacco User/Non-Tobacco User	61	1317.52	1350.46
16322PA0040040	Rating Area 7	Tobacco User/Non-Tobacco User	62	1347.06	1380.74
16322PA0040040	Rating Area 7	Tobacco User/Non-Tobacco User	63	1384.10	1418.71
16322PA0040040	Rating Area 7	Tobacco User/Non-Tobacco User	64 and over	1406.61	1441.78
16322PA0040040	Rating Area 9	Tobacco User/Non-Tobacco User	0-14	314.07	314.07
16322PA0040040	Rating Area 9	Tobacco User/Non-Tobacco User	15	341.99	341.99
16322PA0040040	Rating Area 9	Tobacco User/Non-Tobacco User	16	352.66	352.66
16322PA0040040	Rating Area 9	Tobacco User/Non-Tobacco User	17	363.34	363.34
16322PA0040040	Rating Area 9	Tobacco User/Non-Tobacco User	18	374.83	384.20
16322PA0040040	Rating Area 9	Tobacco User/Non-Tobacco User	19	386.33	395.99
16322PA0040040	Rating Area 9	Tobacco User/Non-Tobacco User	20	398.23	408.19
16322PA0040040	Rating Area 9	Tobacco User/Non-Tobacco User	21	410.55	420.81
16322PA0040040	Rating Area 9	Tobacco User/Non-Tobacco User	22	410.55	420.81
16322PA0040040	Rating Area 9	Tobacco User/Non-Tobacco User	23	410.55	420.81
16322PA0040040	Rating Area 9	Tobacco User/Non-Tobacco User	24	410.55	420.81
16322PA0040040	Rating Area 9	Tobacco User/Non-Tobacco User	25	412.19	422.50
16322PA0040040	Rating Area 9	Tobacco User/Non-Tobacco User	26	420.40	430.91
16322PA0040040	Rating Area 9	Tobacco User/Non-Tobacco User	27	430.26	441.01
16322PA0040040	Rating Area 9	Tobacco User/Non-Tobacco User	28	446.27	457.42
16322PA0040040	Rating Area 9	Tobacco User/Non-Tobacco User	29	459.41	470.89
16322PA0040040	Rating Area 9	Tobacco User/Non-Tobacco User	30	465.97	477.62
16322PA0040040	Rating Area 9	Tobacco User/Non-Tobacco User	31	475.83	487.72
16322PA0040040	Rating Area 9	Tobacco User/Non-Tobacco User	32	485.68	497.82
16322PA0040040	Rating Area 9	Tobacco User/Non-Tobacco User	33	491.84	504.13
16322PA0040040	Rating Area 9	Tobacco User/Non-Tobacco User	34	498.41	510.87
16322PA0040040	Rating Area 9	Tobacco User/Non-Tobacco User	35	501.69	514.23
16322PA0040040	Rating Area 9	Tobacco User/Non-Tobacco User	36	504.98	517.60
16322PA0040040	Rating Area 9	Tobacco User/Non-Tobacco User	37	508.26	520.97
16322PA0040040	Rating Area 9	Tobacco User/Non-Tobacco User	38	511.55	524.33
16322PA0040040	Rating Area 9	Tobacco User/Non-Tobacco User	39	518.11	531.07
16322PA0040040	Rating Area 9	Tobacco User/Non-Tobacco User	40	524.68	537.80
16322PA0040040	Rating Area 9	Tobacco User/Non-Tobacco User	41	534.54	547.90
16322PA0040040	Rating Area 9	Tobacco User/Non-Tobacco User	42	543.98	557.58
16322PA0040040	Rating Area 9	Tobacco User/Non-Tobacco User	43	557.12	571.04
16322PA0040040	Rating Area 9	Tobacco User/Non-Tobacco User	44	573.54	587.88
16322PA0040040	Rating Area 9	Tobacco User/Non-Tobacco User	45	592.83	607.66
16322PA0040040	Rating Area 9	Tobacco User/Non-Tobacco User	46	615.83	631.22
16322PA0040040	Rating Area 9	Tobacco User/Non-Tobacco User	47	641.69	657.73
16322PA0040040	Rating Area 9	Tobacco User/Non-Tobacco User	48	671.25	688.03
16322PA0040040	Rating Area 9	Tobacco User/Non-Tobacco User	49	700.40	717.91
16322PA0040040	Rating Area 9	Tobacco User/Non-Tobacco User	50	733.24	751.57
16322PA0040040	Rating Area 9	Tobacco User/Non-Tobacco User	51	765.68	784.82
16322PA0040040	Rating Area 9	Tobacco User/Non-Tobacco User	52	801.39	821.43
16322PA0040040	Rating Area 9	Tobacco User/Non-Tobacco User	53	837.52	858.46
16322PA0040040	Rating Area 9	Tobacco User/Non-Tobacco User	54	876.52	898.44
16322PA0040040	Rating Area 9	Tobacco User/Non-Tobacco User	55	915.53	938.41
16322PA0040040	Rating Area 9	Tobacco User/Non-Tobacco User	56	957.81	981.76
16322PA0040040	Rating Area 9	Tobacco User/Non-Tobacco User	57	1000.51	1025.52
16322PA0040040	Rating Area 9	Tobacco User/Non-Tobacco User	58	1046.08	1072.23
16322PA0040040	Rating Area 9	Tobacco User/Non-Tobacco User	59	1088.66	1095.38
16322PA0040040	Rating Area 9	Tobacco User/Non-Tobacco User	60	1114.23	1142.09
16322PA0040040	Rating Area 9	Tobacco User/Non-Tobacco User	61	1153.65	1182.49
16322PA0040040	Rating Area 9	Tobacco User/Non-Tobacco User	62	1179.51	1209.00
16322PA0040040	Rating Area 9	Tobacco User/Non-Tobacco User	63	1211.94	1242.24
16322PA0040040	Rating Area 9	Tobacco User/Non-Tobacco User	64 and over	1231.65	1262.44
16322PA0040041	Rating Area 3	Tobacco User/Non-Tobacco User	0-14	273.01	273.01
16322PA0040041	Rating Area 3	Tobacco User/Non-Tobacco User	15	297.27	297.27
16322PA0040041	Rating Area 3	Tobacco User/Non-Tobacco User	16	306.55	306.55
16322PA0040041	Rating Area 3	Tobacco User/Non-Tobacco User	17	315.83	315.83
16322PA0040041	Rating Area 3	Tobacco User/Non-Tobacco User	18	325.82	333.97
16322PA0040041	Rating Area 3	Tobacco User/Non-Tobacco User	19	335.81	344.21
16322PA0040041	Rating Area 3	Tobacco User/Non-Tobacco User	20	346.16	354.82
16322PA0040041	Rating Area 3	Tobacco User/Non-Tobacco User	21	356.87	365.79

16322PA0040041	Rating Area 3	Tobacco User/Non-Tobacco User	22	356.87	365.79
16322PA0040041	Rating Area 3	Tobacco User/Non-Tobacco User	23	356.87	365.79
16322PA0040041	Rating Area 3	Tobacco User/Non-Tobacco User	24	356.87	365.79
16322PA0040041	Rating Area 3	Tobacco User/Non-Tobacco User	25	358.30	367.25
16322PA0040041	Rating Area 3	Tobacco User/Non-Tobacco User	26	365.43	374.57
16322PA0040041	Rating Area 3	Tobacco User/Non-Tobacco User	27	374.00	383.35
16322PA0040041	Rating Area 3	Tobacco User/Non-Tobacco User	28	387.92	397.62
16322PA0040041	Rating Area 3	Tobacco User/Non-Tobacco User	29	399.34	409.32
16322PA0040041	Rating Area 3	Tobacco User/Non-Tobacco User	30	405.05	415.17
16322PA0040041	Rating Area 3	Tobacco User/Non-Tobacco User	31	413.61	423.95
16322PA0040041	Rating Area 3	Tobacco User/Non-Tobacco User	32	422.18	432.73
16322PA0040041	Rating Area 3	Tobacco User/Non-Tobacco User	33	427.53	438.22
16322PA0040041	Rating Area 3	Tobacco User/Non-Tobacco User	34	433.24	444.07
16322PA0040041	Rating Area 3	Tobacco User/Non-Tobacco User	35	436.10	447.00
16322PA0040041	Rating Area 3	Tobacco User/Non-Tobacco User	36	438.95	449.92
16322PA0040041	Rating Area 3	Tobacco User/Non-Tobacco User	37	441.81	452.85
16322PA0040041	Rating Area 3	Tobacco User/Non-Tobacco User	38	444.66	455.78
16322PA0040041	Rating Area 3	Tobacco User/Non-Tobacco User	39	450.37	461.63
16322PA0040041	Rating Area 3	Tobacco User/Non-Tobacco User	40	456.08	467.48
16322PA0040041	Rating Area 3	Tobacco User/Non-Tobacco User	41	464.64	476.26
16322PA0040041	Rating Area 3	Tobacco User/Non-Tobacco User	42	472.85	484.67
16322PA0040041	Rating Area 3	Tobacco User/Non-Tobacco User	43	484.27	496.38
16322PA0040041	Rating Area 3	Tobacco User/Non-Tobacco User	44	498.55	511.01
16322PA0040041	Rating Area 3	Tobacco User/Non-Tobacco User	45	515.32	528.20
16322PA0040041	Rating Area 3	Tobacco User/Non-Tobacco User	46	535.31	548.69
16322PA0040041	Rating Area 3	Tobacco User/Non-Tobacco User	47	557.79	571.73
16322PA0040041	Rating Area 3	Tobacco User/Non-Tobacco User	48	583.48	598.07
16322PA0040041	Rating Area 3	Tobacco User/Non-Tobacco User	49	608.82	624.04
16322PA0040041	Rating Area 3	Tobacco User/Non-Tobacco User	50	637.37	653.30
16322PA0040041	Rating Area 3	Tobacco User/Non-Tobacco User	51	665.56	682.20
16322PA0040041	Rating Area 3	Tobacco User/Non-Tobacco User	52	696.61	714.03
16322PA0040041	Rating Area 3	Tobacco User/Non-Tobacco User	53	728.01	746.22
16322PA0040041	Rating Area 3	Tobacco User/Non-Tobacco User	54	761.92	780.97
16322PA0040041	Rating Area 3	Tobacco User/Non-Tobacco User	55	795.82	815.72
16322PA0040041	Rating Area 3	Tobacco User/Non-Tobacco User	56	832.58	853.39
16322PA0040041	Rating Area 3	Tobacco User/Non-Tobacco User	57	869.69	891.43
16322PA0040041	Rating Area 3	Tobacco User/Non-Tobacco User	58	909.30	932.04
16322PA0040041	Rating Area 3	Tobacco User/Non-Tobacco User	59	928.93	952.16
16322PA0040041	Rating Area 3	Tobacco User/Non-Tobacco User	60	968.55	992.76
16322PA0040041	Rating Area 3	Tobacco User/Non-Tobacco User	61	1002.80	1027.87
16322PA0040041	Rating Area 3	Tobacco User/Non-Tobacco User	62	1025.29	1050.92
16322PA0040041	Rating Area 3	Tobacco User/Non-Tobacco User	63	1053.48	1079.82
16322PA0040041	Rating Area 3	Tobacco User/Non-Tobacco User	64 and over	1070.61	1097.38
16322PA0040041	Rating Area 6	Tobacco User/Non-Tobacco User	0-14	291.39	291.39
16322PA0040041	Rating Area 6	Tobacco User/Non-Tobacco User	15	317.29	317.29
16322PA0040041	Rating Area 6	Tobacco User/Non-Tobacco User	16	327.19	327.19
16322PA0040041	Rating Area 6	Tobacco User/Non-Tobacco User	17	337.10	337.10
16322PA0040041	Rating Area 6	Tobacco User/Non-Tobacco User	18	347.76	356.46
16322PA0040041	Rating Area 6	Tobacco User/Non-Tobacco User	19	358.43	367.39
16322PA0040041	Rating Area 6	Tobacco User/Non-Tobacco User	20	369.47	378.71
16322PA0040041	Rating Area 6	Tobacco User/Non-Tobacco User	21	380.90	390.42
16322PA0040041	Rating Area 6	Tobacco User/Non-Tobacco User	22	380.90	390.42
16322PA0040041	Rating Area 6	Tobacco User/Non-Tobacco User	23	380.90	390.42
16322PA0040041	Rating Area 6	Tobacco User/Non-Tobacco User	24	380.90	390.42
16322PA0040041	Rating Area 6	Tobacco User/Non-Tobacco User	25	382.42	391.98
16322PA0040041	Rating Area 6	Tobacco User/Non-Tobacco User	26	390.04	399.79
16322PA0040041	Rating Area 6	Tobacco User/Non-Tobacco User	27	399.18	409.16
16322PA0040041	Rating Area 6	Tobacco User/Non-Tobacco User	28	414.04	424.39
16322PA0040041	Rating Area 6	Tobacco User/Non-Tobacco User	29	426.23	436.88
16322PA0040041	Rating Area 6	Tobacco User/Non-Tobacco User	30	432.32	443.13
16322PA0040041	Rating Area 6	Tobacco User/Non-Tobacco User	31	441.46	452.50
16322PA0040041	Rating Area 6	Tobacco User/Non-Tobacco User	32	450.60	461.87
16322PA0040041	Rating Area 6	Tobacco User/Non-Tobacco User	33	456.32	467.73
16322PA0040041	Rating Area 6	Tobacco User/Non-Tobacco User	34	462.41	473.97
16322PA0040041	Rating Area 6	Tobacco User/Non-Tobacco User	35	465.46	477.10
16322PA0040041	Rating Area 6	Tobacco User/Non-Tobacco User	36	468.51	480.22
16322PA0040041	Rating Area 6	Tobacco User/Non-Tobacco User	37	471.55	483.34
16322PA0040041	Rating Area 6	Tobacco User/Non-Tobacco User	38	474.60	486.47
16322PA0040041	Rating Area 6	Tobacco User/Non-Tobacco User	39	480.70	492.71
16322PA0040041	Rating Area 6	Tobacco User/Non-Tobacco User	40	486.79	498.96
16322PA0040041	Rating Area 6	Tobacco User/Non-Tobacco User	41	495.93	508.33
16322PA0040041	Rating Area 6	Tobacco User/Non-Tobacco User	42	504.69	517.31
16322PA0040041	Rating Area 6	Tobacco User/Non-Tobacco User	43	516.88	529.80
16322PA0040041	Rating Area 6	Tobacco User/Non-Tobacco User	44	532.12	545.42
16322PA0040041	Rating Area 6	Tobacco User/Non-Tobacco User	45	550.02	563.77
16322PA0040041	Rating Area 6	Tobacco User/Non-Tobacco User	46	571.35	585.63
16322PA0040041	Rating Area 6	Tobacco User/Non-Tobacco User	47	595.35	610.23
16322PA0040041	Rating Area 6	Tobacco User/Non-Tobacco User	48	622.77	638.34
16322PA0040041	Rating Area 6	Tobacco User/Non-Tobacco User	49	649.82	666.06
16322PA0040041	Rating Area 6	Tobacco User/Non-Tobacco User	50	680.29	697.29
16322PA0040041	Rating Area 6	Tobacco User/Non-Tobacco User	51	710.38	728.14
16322PA0040041	Rating Area 6	Tobacco User/Non-Tobacco User	52	743.52	762.10
16322PA0040041	Rating Area 6	Tobacco User/Non-Tobacco User	53	777.04	796.46
16322PA0040041	Rating Area 6	Tobacco User/Non-Tobacco User	54	813.22	833.55
16322PA0040041	Rating Area 6	Tobacco User/Non-Tobacco User	55	849.41	870.64
16322PA0040041	Rating Area 6	Tobacco User/Non-Tobacco User	56	888.64	910.86
16322PA0040041	Rating Area 6	Tobacco User/Non-Tobacco User	57	928.25	951.46
16322PA0040041	Rating Area 6	Tobacco User/Non-Tobacco User	58	970.53	994.80
16322PA0040041	Rating Area 6	Tobacco User/Non-Tobacco User	59	991.48	1016.27
16322PA0040041	Rating Area 6	Tobacco User/Non-Tobacco User	60	1033.76	1059.61
16322PA0040041	Rating Area 6	Tobacco User/Non-Tobacco User	61	1070.33	1097.09
16322PA0040041	Rating Area 6	Tobacco User/Non-Tobacco User	62	1094.33	1121.68
16322PA0040041	Rating Area 6	Tobacco User/Non-Tobacco User	63	1124.42	1152.53
16322PA0040041	Rating Area 6	Tobacco User/Non-Tobacco User	64 and over	1142.70	1171.27
16322PA0040041	Rating Area 7	Tobacco User/Non-Tobacco User	0-14	295.51	295.51
16322PA0040041	Rating Area 7	Tobacco User/Non-Tobacco User	15	321.78	321.78
16322PA0040041	Rating Area 7	Tobacco User/Non-Tobacco User	16	331.82	331.82
16322PA0040041	Rating Area 7	Tobacco User/Non-Tobacco User	17	341.87	341.87
16322PA0040041	Rating Area 7	Tobacco User/Non-Tobacco User	18	352.68	361.50
16322PA0040041	Rating Area 7	Tobacco User/Non-Tobacco User	19	363.50	372.59
16322PA0040041	Rating Area 7	Tobacco User/Non-Tobacco User	20	374.70	384.07
16322PA0040041	Rating Area 7	Tobacco User/Non-Tobacco User	21	386.29	395.95
16322PA0040041	Rating Area 7	Tobacco User/Non-Tobacco User	22	386.29	395.95
16322PA0040041	Rating Area 7	Tobacco User/Non-Tobacco User	23	386.29	395.95
16322PA0040041	Rating Area 7	Tobacco User/Non-Tobacco User	24	386.29	395.95

16322PA0040041	Rating Area 7	Tobacco User/Non-Tobacco User	25	387.84	397.53
16322PA0040041	Rating Area 7	Tobacco User/Non-Tobacco User	26	395.56	405.45
16322PA0040041	Rating Area 7	Tobacco User/Non-Tobacco User	27	404.83	414.95
16322PA0040041	Rating Area 7	Tobacco User/Non-Tobacco User	28	419.90	430.39
16322PA0040041	Rating Area 7	Tobacco User/Non-Tobacco User	29	432.26	443.06
16322PA0040041	Rating Area 7	Tobacco User/Non-Tobacco User	30	438.44	449.40
16322PA0040041	Rating Area 7	Tobacco User/Non-Tobacco User	31	447.71	458.90
16322PA0040041	Rating Area 7	Tobacco User/Non-Tobacco User	32	456.98	468.41
16322PA0040041	Rating Area 7	Tobacco User/Non-Tobacco User	33	462.78	474.34
16322PA0040041	Rating Area 7	Tobacco User/Non-Tobacco User	34	468.96	480.68
16322PA0040041	Rating Area 7	Tobacco User/Non-Tobacco User	35	472.05	483.85
16322PA0040041	Rating Area 7	Tobacco User/Non-Tobacco User	36	475.14	487.02
16322PA0040041	Rating Area 7	Tobacco User/Non-Tobacco User	37	478.23	490.18
16322PA0040041	Rating Area 7	Tobacco User/Non-Tobacco User	38	481.32	493.35
16322PA0040041	Rating Area 7	Tobacco User/Non-Tobacco User	39	487.50	499.69
16322PA0040041	Rating Area 7	Tobacco User/Non-Tobacco User	40	493.68	506.02
16322PA0040041	Rating Area 7	Tobacco User/Non-Tobacco User	41	502.95	515.52
16322PA0040041	Rating Area 7	Tobacco User/Non-Tobacco User	42	511.83	524.63
16322PA0040041	Rating Area 7	Tobacco User/Non-Tobacco User	43	524.20	537.30
16322PA0040041	Rating Area 7	Tobacco User/Non-Tobacco User	44	539.65	553.14
16322PA0040041	Rating Area 7	Tobacco User/Non-Tobacco User	45	557.80	571.75
16322PA0040041	Rating Area 7	Tobacco User/Non-Tobacco User	46	579.44	593.92
16322PA0040041	Rating Area 7	Tobacco User/Non-Tobacco User	47	603.77	618.87
16322PA0040041	Rating Area 7	Tobacco User/Non-Tobacco User	48	631.58	647.37
16322PA0040041	Rating Area 7	Tobacco User/Non-Tobacco User	49	659.01	675.49
16322PA0040041	Rating Area 7	Tobacco User/Non-Tobacco User	50	689.91	707.16
16322PA0040041	Rating Area 7	Tobacco User/Non-Tobacco User	51	720.43	738.44
16322PA0040041	Rating Area 7	Tobacco User/Non-Tobacco User	52	754.04	772.89
16322PA0040041	Rating Area 7	Tobacco User/Non-Tobacco User	53	788.03	807.73
16322PA0040041	Rating Area 7	Tobacco User/Non-Tobacco User	54	824.73	845.35
16322PA0040041	Rating Area 7	Tobacco User/Non-Tobacco User	55	861.43	882.96
16322PA0040041	Rating Area 7	Tobacco User/Non-Tobacco User	56	901.21	923.74
16322PA0040041	Rating Area 7	Tobacco User/Non-Tobacco User	57	941.39	964.92
16322PA0040041	Rating Area 7	Tobacco User/Non-Tobacco User	58	984.27	1008.87
16322PA0040041	Rating Area 7	Tobacco User/Non-Tobacco User	59	1005.51	1030.65
16322PA0040041	Rating Area 7	Tobacco User/Non-Tobacco User	60	1048.39	1074.60
16322PA0040041	Rating Area 7	Tobacco User/Non-Tobacco User	61	1085.47	1112.61
16322PA0040041	Rating Area 7	Tobacco User/Non-Tobacco User	62	1109.81	1137.56
16322PA0040041	Rating Area 7	Tobacco User/Non-Tobacco User	63	1140.33	1168.84
16322PA0040041	Rating Area 7	Tobacco User/Non-Tobacco User	64 and over	1158.87	1187.84
16322PA0040041	Rating Area 9	Tobacco User/Non-Tobacco User	0-14	258.75	258.75
16322PA0040041	Rating Area 9	Tobacco User/Non-Tobacco User	15	281.75	281.75
16322PA0040041	Rating Area 9	Tobacco User/Non-Tobacco User	16	290.55	290.55
16322PA0040041	Rating Area 9	Tobacco User/Non-Tobacco User	17	299.34	299.34
16322PA0040041	Rating Area 9	Tobacco User/Non-Tobacco User	18	308.81	316.53
16322PA0040041	Rating Area 9	Tobacco User/Non-Tobacco User	19	318.28	326.24
16322PA0040041	Rating Area 9	Tobacco User/Non-Tobacco User	20	328.09	336.30
16322PA0040041	Rating Area 9	Tobacco User/Non-Tobacco User	21	338.24	346.70
16322PA0040041	Rating Area 9	Tobacco User/Non-Tobacco User	22	338.24	346.70
16322PA0040041	Rating Area 9	Tobacco User/Non-Tobacco User	23	338.24	346.70
16322PA0040041	Rating Area 9	Tobacco User/Non-Tobacco User	24	338.24	346.70
16322PA0040041	Rating Area 9	Tobacco User/Non-Tobacco User	25	339.59	348.08
16322PA0040041	Rating Area 9	Tobacco User/Non-Tobacco User	26	346.36	355.02
16322PA0040041	Rating Area 9	Tobacco User/Non-Tobacco User	27	354.48	363.34
16322PA0040041	Rating Area 9	Tobacco User/Non-Tobacco User	28	367.67	376.86
16322PA0040041	Rating Area 9	Tobacco User/Non-Tobacco User	29	378.49	387.95
16322PA0040041	Rating Area 9	Tobacco User/Non-Tobacco User	30	383.90	393.50
16322PA0040041	Rating Area 9	Tobacco User/Non-Tobacco User	31	392.02	401.82
16322PA0040041	Rating Area 9	Tobacco User/Non-Tobacco User	32	400.14	410.14
16322PA0040041	Rating Area 9	Tobacco User/Non-Tobacco User	33	405.21	415.34
16322PA0040041	Rating Area 9	Tobacco User/Non-Tobacco User	34	410.62	420.89
16322PA0040041	Rating Area 9	Tobacco User/Non-Tobacco User	35	413.33	423.66
16322PA0040041	Rating Area 9	Tobacco User/Non-Tobacco User	36	416.04	426.44
16322PA0040041	Rating Area 9	Tobacco User/Non-Tobacco User	37	418.74	429.21
16322PA0040041	Rating Area 9	Tobacco User/Non-Tobacco User	38	421.45	431.98
16322PA0040041	Rating Area 9	Tobacco User/Non-Tobacco User	39	426.86	437.53
16322PA0040041	Rating Area 9	Tobacco User/Non-Tobacco User	40	432.27	443.08
16322PA0040041	Rating Area 9	Tobacco User/Non-Tobacco User	41	440.39	451.40
16322PA0040041	Rating Area 9	Tobacco User/Non-Tobacco User	42	448.17	459.37
16322PA0040041	Rating Area 9	Tobacco User/Non-Tobacco User	43	458.99	470.47
16322PA0040041	Rating Area 9	Tobacco User/Non-Tobacco User	44	472.52	484.33
16322PA0040041	Rating Area 9	Tobacco User/Non-Tobacco User	45	488.42	500.63
16322PA0040041	Rating Area 9	Tobacco User/Non-Tobacco User	46	507.36	520.04
16322PA0040041	Rating Area 9	Tobacco User/Non-Tobacco User	47	528.67	541.89
16322PA0040041	Rating Area 9	Tobacco User/Non-Tobacco User	48	553.02	566.85
16322PA0040041	Rating Area 9	Tobacco User/Non-Tobacco User	49	577.04	591.46
16322PA0040041	Rating Area 9	Tobacco User/Non-Tobacco User	50	604.10	619.20
16322PA0040041	Rating Area 9	Tobacco User/Non-Tobacco User	51	630.82	646.59
16322PA0040041	Rating Area 9	Tobacco User/Non-Tobacco User	52	660.24	676.75
16322PA0040041	Rating Area 9	Tobacco User/Non-Tobacco User	53	690.01	707.26
16322PA0040041	Rating Area 9	Tobacco User/Non-Tobacco User	54	722.14	740.20
16322PA0040041	Rating Area 9	Tobacco User/Non-Tobacco User	55	754.28	773.13
16322PA0040041	Rating Area 9	Tobacco User/Non-Tobacco User	56	789.11	808.84
16322PA0040041	Rating Area 9	Tobacco User/Non-Tobacco User	57	824.29	844.90
16322PA0040041	Rating Area 9	Tobacco User/Non-Tobacco User	58	861.84	883.38
16322PA0040041	Rating Area 9	Tobacco User/Non-Tobacco User	59	880.44	902.45
16322PA0040041	Rating Area 9	Tobacco User/Non-Tobacco User	60	917.98	940.93
16322PA0040041	Rating Area 9	Tobacco User/Non-Tobacco User	61	950.45	974.22
16322PA0040041	Rating Area 9	Tobacco User/Non-Tobacco User	62	971.76	996.06
16322PA0040041	Rating Area 9	Tobacco User/Non-Tobacco User	63	998.48	1023.45
16322PA0040041	Rating Area 9	Tobacco User/Non-Tobacco User	64 and over	1014.72	1040.09
16322PA0040042	Rating Area 3	Tobacco User/Non-Tobacco User	0-14	356.38	356.38
16322PA0040042	Rating Area 3	Tobacco User/Non-Tobacco User	15	388.06	388.06
16322PA0040042	Rating Area 3	Tobacco User/Non-Tobacco User	16	400.17	400.17
16322PA0040042	Rating Area 3	Tobacco User/Non-Tobacco User	17	412.29	412.29
16322PA0040042	Rating Area 3	Tobacco User/Non-Tobacco User	18	425.33	435.96
16322PA0040042	Rating Area 3	Tobacco User/Non-Tobacco User	19	438.37	449.33
16322PA0040042	Rating Area 3	Tobacco User/Non-Tobacco User	20	451.88	463.18
16322PA0040042	Rating Area 3	Tobacco User/Non-Tobacco User	21	465.86	477.51
16322PA0040042	Rating Area 3	Tobacco User/Non-Tobacco User	22	465.86	477.51
16322PA0040042	Rating Area 3	Tobacco User/Non-Tobacco User	23	465.86	477.51
16322PA0040042	Rating Area 3	Tobacco User/Non-Tobacco User	24	465.86	477.51
16322PA0040042	Rating Area 3	Tobacco User/Non-Tobacco User	25	467.72	479.42
16322PA0040042	Rating Area 3	Tobacco User/Non-Tobacco User	26	477.04	488.97
16322PA0040042	Rating Area 3	Tobacco User/Non-Tobacco User	27	488.22	500.43

16322PA0040042	Rating Area 3	Tobacco User/Non-Tobacco User	28	506.39	519.05
16322PA0040042	Rating Area 3	Tobacco User/Non-Tobacco User	29	521.30	534.33
16322PA0040042	Rating Area 3	Tobacco User/Non-Tobacco User	30	528.75	541.97
16322PA0040042	Rating Area 3	Tobacco User/Non-Tobacco User	31	539.93	553.43
16322PA0040042	Rating Area 3	Tobacco User/Non-Tobacco User	32	551.11	564.89
16322PA0040042	Rating Area 3	Tobacco User/Non-Tobacco User	33	558.10	572.05
16322PA0040042	Rating Area 3	Tobacco User/Non-Tobacco User	34	565.55	579.69
16322PA0040042	Rating Area 3	Tobacco User/Non-Tobacco User	35	569.28	583.51
16322PA0040042	Rating Area 3	Tobacco User/Non-Tobacco User	36	573.01	587.33
16322PA0040042	Rating Area 3	Tobacco User/Non-Tobacco User	37	576.73	591.15
16322PA0040042	Rating Area 3	Tobacco User/Non-Tobacco User	38	580.46	594.97
16322PA0040042	Rating Area 3	Tobacco User/Non-Tobacco User	39	587.92	602.61
16322PA0040042	Rating Area 3	Tobacco User/Non-Tobacco User	40	595.37	610.25
16322PA0040042	Rating Area 3	Tobacco User/Non-Tobacco User	41	606.55	621.71
16322PA0040042	Rating Area 3	Tobacco User/Non-Tobacco User	42	617.26	632.70
16322PA0040042	Rating Area 3	Tobacco User/Non-Tobacco User	43	632.17	647.98
16322PA0040042	Rating Area 3	Tobacco User/Non-Tobacco User	44	650.81	667.08
16322PA0040042	Rating Area 3	Tobacco User/Non-Tobacco User	45	672.70	689.52
16322PA0040042	Rating Area 3	Tobacco User/Non-Tobacco User	46	698.79	716.26
16322PA0040042	Rating Area 3	Tobacco User/Non-Tobacco User	47	728.14	746.34
16322PA0040042	Rating Area 3	Tobacco User/Non-Tobacco User	48	761.68	780.72
16322PA0040042	Rating Area 3	Tobacco User/Non-Tobacco User	49	794.76	814.63
16322PA0040042	Rating Area 3	Tobacco User/Non-Tobacco User	50	832.03	852.83
16322PA0040042	Rating Area 3	Tobacco User/Non-Tobacco User	51	868.83	890.55
16322PA0040042	Rating Area 3	Tobacco User/Non-Tobacco User	52	909.36	932.09
16322PA0040042	Rating Area 3	Tobacco User/Non-Tobacco User	53	950.35	974.11
16322PA0040042	Rating Area 3	Tobacco User/Non-Tobacco User	54	994.61	1019.48
16322PA0040042	Rating Area 3	Tobacco User/Non-Tobacco User	55	1038.87	1064.84
16322PA0040042	Rating Area 3	Tobacco User/Non-Tobacco User	56	1086.85	1114.02
16322PA0040042	Rating Area 3	Tobacco User/Non-Tobacco User	57	1135.30	1163.68
16322PA0040042	Rating Area 3	Tobacco User/Non-Tobacco User	58	1187.01	1216.69
16322PA0040042	Rating Area 3	Tobacco User/Non-Tobacco User	59	1212.63	1242.95
16322PA0040042	Rating Area 3	Tobacco User/Non-Tobacco User	60	1264.34	1295.95
16322PA0040042	Rating Area 3	Tobacco User/Non-Tobacco User	61	1309.07	1341.79
16322PA0040042	Rating Area 3	Tobacco User/Non-Tobacco User	62	1338.42	1371.88
16322PA0040042	Rating Area 3	Tobacco User/Non-Tobacco User	63	1375.22	1409.60
16322PA0040042	Rating Area 3	Tobacco User/Non-Tobacco User	64 and over	1397.58	1432.52
16322PA0040042	Rating Area 6	Tobacco User/Non-Tobacco User	0-14	380.37	380.37
16322PA0040042	Rating Area 6	Tobacco User/Non-Tobacco User	15	414.18	414.18
16322PA0040042	Rating Area 6	Tobacco User/Non-Tobacco User	16	427.11	427.11
16322PA0040042	Rating Area 6	Tobacco User/Non-Tobacco User	17	440.04	440.04
16322PA0040042	Rating Area 6	Tobacco User/Non-Tobacco User	18	453.96	465.31
16322PA0040042	Rating Area 6	Tobacco User/Non-Tobacco User	19	467.88	479.58
16322PA0040042	Rating Area 6	Tobacco User/Non-Tobacco User	20	482.30	494.36
16322PA0040042	Rating Area 6	Tobacco User/Non-Tobacco User	21	497.22	509.65
16322PA0040042	Rating Area 6	Tobacco User/Non-Tobacco User	22	497.22	509.65
16322PA0040042	Rating Area 6	Tobacco User/Non-Tobacco User	23	497.22	509.65
16322PA0040042	Rating Area 6	Tobacco User/Non-Tobacco User	24	497.22	509.65
16322PA0040042	Rating Area 6	Tobacco User/Non-Tobacco User	25	499.21	511.69
16322PA0040042	Rating Area 6	Tobacco User/Non-Tobacco User	26	509.15	521.88
16322PA0040042	Rating Area 6	Tobacco User/Non-Tobacco User	27	521.09	534.11
16322PA0040042	Rating Area 6	Tobacco User/Non-Tobacco User	28	540.48	553.99
16322PA0040042	Rating Area 6	Tobacco User/Non-Tobacco User	29	566.39	570.30
16322PA0040042	Rating Area 6	Tobacco User/Non-Tobacco User	30	564.34	578.45
16322PA0040042	Rating Area 6	Tobacco User/Non-Tobacco User	31	576.28	590.68
16322PA0040042	Rating Area 6	Tobacco User/Non-Tobacco User	32	588.21	602.92
16322PA0040042	Rating Area 6	Tobacco User/Non-Tobacco User	33	595.67	610.56
16322PA0040042	Rating Area 6	Tobacco User/Non-Tobacco User	34	603.63	618.72
16322PA0040042	Rating Area 6	Tobacco User/Non-Tobacco User	35	607.60	622.79
16322PA0040042	Rating Area 6	Tobacco User/Non-Tobacco User	36	611.58	626.87
16322PA0040042	Rating Area 6	Tobacco User/Non-Tobacco User	37	615.56	630.95
16322PA0040042	Rating Area 6	Tobacco User/Non-Tobacco User	38	619.54	635.02
16322PA0040042	Rating Area 6	Tobacco User/Non-Tobacco User	39	627.49	643.18
16322PA0040042	Rating Area 6	Tobacco User/Non-Tobacco User	40	635.45	651.33
16322PA0040042	Rating Area 6	Tobacco User/Non-Tobacco User	41	647.38	663.56
16322PA0040042	Rating Area 6	Tobacco User/Non-Tobacco User	42	658.82	675.29
16322PA0040042	Rating Area 6	Tobacco User/Non-Tobacco User	43	674.73	691.60
16322PA0040042	Rating Area 6	Tobacco User/Non-Tobacco User	44	694.62	711.98
16322PA0040042	Rating Area 6	Tobacco User/Non-Tobacco User	45	717.99	735.94
16322PA0040042	Rating Area 6	Tobacco User/Non-Tobacco User	46	745.83	764.48
16322PA0040042	Rating Area 6	Tobacco User/Non-Tobacco User	47	777.15	796.58
16322PA0040042	Rating Area 6	Tobacco User/Non-Tobacco User	48	812.95	833.28
16322PA0040042	Rating Area 6	Tobacco User/Non-Tobacco User	49	848.26	869.46
16322PA0040042	Rating Area 6	Tobacco User/Non-Tobacco User	50	888.03	910.24
16322PA0040042	Rating Area 6	Tobacco User/Non-Tobacco User	51	927.32	950.50
16322PA0040042	Rating Area 6	Tobacco User/Non-Tobacco User	52	970.57	994.84
16322PA0040042	Rating Area 6	Tobacco User/Non-Tobacco User	53	1014.33	1039.69
16322PA0040042	Rating Area 6	Tobacco User/Non-Tobacco User	54	1061.56	1088.10
16322PA0040042	Rating Area 6	Tobacco User/Non-Tobacco User	55	1108.80	1136.52
16322PA0040042	Rating Area 6	Tobacco User/Non-Tobacco User	56	1160.01	1189.01
16322PA0040042	Rating Area 6	Tobacco User/Non-Tobacco User	57	1211.73	1242.02
16322PA0040042	Rating Area 6	Tobacco User/Non-Tobacco User	58	1266.92	1298.59
16322PA0040042	Rating Area 6	Tobacco User/Non-Tobacco User	59	1294.26	1326.62
16322PA0040042	Rating Area 6	Tobacco User/Non-Tobacco User	60	1349.46	1383.19
16322PA0040042	Rating Area 6	Tobacco User/Non-Tobacco User	61	1397.19	1432.12
16322PA0040042	Rating Area 6	Tobacco User/Non-Tobacco User	62	1428.51	1464.23
16322PA0040042	Rating Area 6	Tobacco User/Non-Tobacco User	63	1467.79	1504.49
16322PA0040042	Rating Area 6	Tobacco User/Non-Tobacco User	64 and over	1491.66	1528.95
16322PA0040042	Rating Area 7	Tobacco User/Non-Tobacco User	0-14	385.76	385.76
16322PA0040042	Rating Area 7	Tobacco User/Non-Tobacco User	15	420.05	420.05
16322PA0040042	Rating Area 7	Tobacco User/Non-Tobacco User	16	433.16	433.16
16322PA0040042	Rating Area 7	Tobacco User/Non-Tobacco User	17	446.27	446.27
16322PA0040042	Rating Area 7	Tobacco User/Non-Tobacco User	18	460.39	471.90
16322PA0040042	Rating Area 7	Tobacco User/Non-Tobacco User	19	474.51	486.37
16322PA0040042	Rating Area 7	Tobacco User/Non-Tobacco User	20	489.13	501.36
16322PA0040042	Rating Area 7	Tobacco User/Non-Tobacco User	21	504.26	516.87
16322PA0040042	Rating Area 7	Tobacco User/Non-Tobacco User	22	504.26	516.87
16322PA0040042	Rating Area 7	Tobacco User/Non-Tobacco User	23	504.26	516.87
16322PA0040042	Rating Area 7	Tobacco User/Non-Tobacco User	24	504.26	516.87
16322PA0040042	Rating Area 7	Tobacco User/Non-Tobacco User	25	506.28	518.93
16322PA0040042	Rating Area 7	Tobacco User/Non-Tobacco User	26	516.36	529.27
16322PA0040042	Rating Area 7	Tobacco User/Non-Tobacco User	27	528.46	541.68
16322PA0040042	Rating Area 7	Tobacco User/Non-Tobacco User	28	548.13	561.83
16322PA0040042	Rating Area 7	Tobacco User/Non-Tobacco User	29	564.27	578.37
16322PA0040042	Rating Area 7	Tobacco User/Non-Tobacco User	30	572.34	586.64

16322PA0040042	Rating Area 7	Tobacco User/Non-Tobacco User	31	584.44	599.05
16322PA0040042	Rating Area 7	Tobacco User/Non-Tobacco User	32	596.54	611.45
16322PA0040042	Rating Area 7	Tobacco User/Non-Tobacco User	33	604.10	619.21
16322PA0040042	Rating Area 7	Tobacco User/Non-Tobacco User	34	612.17	627.48
16322PA0040042	Rating Area 7	Tobacco User/Non-Tobacco User	35	616.21	631.61
16322PA0040042	Rating Area 7	Tobacco User/Non-Tobacco User	36	620.24	635.75
16322PA0040042	Rating Area 7	Tobacco User/Non-Tobacco User	37	624.27	639.88
16322PA0040042	Rating Area 7	Tobacco User/Non-Tobacco User	38	628.31	644.02
16322PA0040042	Rating Area 7	Tobacco User/Non-Tobacco User	39	636.38	652.29
16322PA0040042	Rating Area 7	Tobacco User/Non-Tobacco User	40	644.44	660.56
16322PA0040042	Rating Area 7	Tobacco User/Non-Tobacco User	41	656.55	672.96
16322PA0040042	Rating Area 7	Tobacco User/Non-Tobacco User	42	668.14	684.85
16322PA0040042	Rating Area 7	Tobacco User/Non-Tobacco User	43	684.28	701.39
16322PA0040042	Rating Area 7	Tobacco User/Non-Tobacco User	44	704.45	722.06
16322PA0040042	Rating Area 7	Tobacco User/Non-Tobacco User	45	728.15	746.36
16322PA0040042	Rating Area 7	Tobacco User/Non-Tobacco User	46	756.39	775.30
16322PA0040042	Rating Area 7	Tobacco User/Non-Tobacco User	47	788.16	807.86
16322PA0040042	Rating Area 7	Tobacco User/Non-Tobacco User	48	824.47	845.08
16322PA0040042	Rating Area 7	Tobacco User/Non-Tobacco User	49	860.27	881.77
16322PA0040042	Rating Area 7	Tobacco User/Non-Tobacco User	50	900.61	923.12
16322PA0040042	Rating Area 7	Tobacco User/Non-Tobacco User	51	940.44	963.96
16322PA0040042	Rating Area 7	Tobacco User/Non-Tobacco User	52	984.32	1008.92
16322PA0040042	Rating Area 7	Tobacco User/Non-Tobacco User	53	1028.69	1054.41
16322PA0040042	Rating Area 7	Tobacco User/Non-Tobacco User	54	1076.60	1103.51
16322PA0040042	Rating Area 7	Tobacco User/Non-Tobacco User	55	1124.50	1152.61
16322PA0040042	Rating Area 7	Tobacco User/Non-Tobacco User	56	1176.44	1205.85
16322PA0040042	Rating Area 7	Tobacco User/Non-Tobacco User	57	1228.88	1259.60
16322PA0040042	Rating Area 7	Tobacco User/Non-Tobacco User	58	1284.85	1316.98
16322PA0040042	Rating Area 7	Tobacco User/Non-Tobacco User	59	1312.59	1345.40
16322PA0040042	Rating Area 7	Tobacco User/Non-Tobacco User	60	1368.56	1402.78
16322PA0040042	Rating Area 7	Tobacco User/Non-Tobacco User	61	1416.97	1452.39
16322PA0040042	Rating Area 7	Tobacco User/Non-Tobacco User	62	1448.74	1484.96
16322PA0040042	Rating Area 7	Tobacco User/Non-Tobacco User	63	1488.58	1525.79
16322PA0040042	Rating Area 7	Tobacco User/Non-Tobacco User	64 and over	1512.78	1550.60
16322PA0040042	Rating Area 9	Tobacco User/Non-Tobacco User	0-14	337.78	337.78
16322PA0040042	Rating Area 9	Tobacco User/Non-Tobacco User	15	367.80	367.80
16322PA0040042	Rating Area 9	Tobacco User/Non-Tobacco User	16	379.28	379.28
16322PA0040042	Rating Area 9	Tobacco User/Non-Tobacco User	17	390.76	390.76
16322PA0040042	Rating Area 9	Tobacco User/Non-Tobacco User	18	403.13	413.20
16322PA0040042	Rating Area 9	Tobacco User/Non-Tobacco User	19	415.49	425.88
16322PA0040042	Rating Area 9	Tobacco User/Non-Tobacco User	20	428.29	439.00
16322PA0040042	Rating Area 9	Tobacco User/Non-Tobacco User	21	441.54	452.58
16322PA0040042	Rating Area 9	Tobacco User/Non-Tobacco User	22	441.54	452.58
16322PA0040042	Rating Area 9	Tobacco User/Non-Tobacco User	23	441.54	452.58
16322PA0040042	Rating Area 9	Tobacco User/Non-Tobacco User	24	441.54	452.58
16322PA0040042	Rating Area 9	Tobacco User/Non-Tobacco User	25	443.31	454.39
16322PA0040042	Rating Area 9	Tobacco User/Non-Tobacco User	26	452.14	463.44
16322PA0040042	Rating Area 9	Tobacco User/Non-Tobacco User	27	462.73	474.30
16322PA0040042	Rating Area 9	Tobacco User/Non-Tobacco User	28	479.95	491.95
16322PA0040042	Rating Area 9	Tobacco User/Non-Tobacco User	29	494.08	506.44
16322PA0040042	Rating Area 9	Tobacco User/Non-Tobacco User	30	501.15	513.68
16322PA0040042	Rating Area 9	Tobacco User/Non-Tobacco User	31	511.74	524.54
16322PA0040042	Rating Area 9	Tobacco User/Non-Tobacco User	32	522.34	535.40
16322PA0040042	Rating Area 9	Tobacco User/Non-Tobacco User	33	528.96	542.19
16322PA0040042	Rating Area 9	Tobacco User/Non-Tobacco User	34	536.03	549.43
16322PA0040042	Rating Area 9	Tobacco User/Non-Tobacco User	35	539.56	553.05
16322PA0040042	Rating Area 9	Tobacco User/Non-Tobacco User	36	543.09	556.67
16322PA0040042	Rating Area 9	Tobacco User/Non-Tobacco User	37	546.63	560.29
16322PA0040042	Rating Area 9	Tobacco User/Non-Tobacco User	38	550.16	563.91
16322PA0040042	Rating Area 9	Tobacco User/Non-Tobacco User	39	557.22	571.15
16322PA0040042	Rating Area 9	Tobacco User/Non-Tobacco User	40	564.29	578.40
16322PA0040042	Rating Area 9	Tobacco User/Non-Tobacco User	41	574.89	589.26
16322PA0040042	Rating Area 9	Tobacco User/Non-Tobacco User	42	585.04	599.67
16322PA0040042	Rating Area 9	Tobacco User/Non-Tobacco User	43	599.17	614.15
16322PA0040042	Rating Area 9	Tobacco User/Non-Tobacco User	44	616.83	632.25
16322PA0040042	Rating Area 9	Tobacco User/Non-Tobacco User	45	637.58	653.52
16322PA0040042	Rating Area 9	Tobacco User/Non-Tobacco User	46	662.31	678.87
16322PA0040042	Rating Area 9	Tobacco User/Non-Tobacco User	47	690.13	707.38
16322PA0040042	Rating Area 9	Tobacco User/Non-Tobacco User	48	721.92	739.97
16322PA0040042	Rating Area 9	Tobacco User/Non-Tobacco User	49	753.27	772.10
16322PA0040042	Rating Area 9	Tobacco User/Non-Tobacco User	50	788.59	808.31
16322PA0040042	Rating Area 9	Tobacco User/Non-Tobacco User	51	823.47	844.06
16322PA0040042	Rating Area 9	Tobacco User/Non-Tobacco User	52	861.89	883.43
16322PA0040042	Rating Area 9	Tobacco User/Non-Tobacco User	53	900.74	923.26
16322PA0040042	Rating Area 9	Tobacco User/Non-Tobacco User	54	942.69	966.26
16322PA0040042	Rating Area 9	Tobacco User/Non-Tobacco User	55	984.63	1009.25
16322PA0040042	Rating Area 9	Tobacco User/Non-Tobacco User	56	1030.11	1055.87
16322PA0040042	Rating Area 9	Tobacco User/Non-Tobacco User	57	1076.03	1102.93
16322PA0040042	Rating Area 9	Tobacco User/Non-Tobacco User	58	1125.04	1153.17
16322PA0040042	Rating Area 9	Tobacco User/Non-Tobacco User	59	1149.33	1178.06
16322PA0040042	Rating Area 9	Tobacco User/Non-Tobacco User	60	1198.34	1228.30
16322PA0040042	Rating Area 9	Tobacco User/Non-Tobacco User	61	1240.73	1271.75
16322PA0040042	Rating Area 9	Tobacco User/Non-Tobacco User	62	1268.54	1300.26
16322PA0040042	Rating Area 9	Tobacco User/Non-Tobacco User	63	1303.43	1336.01
16322PA0040042	Rating Area 9	Tobacco User/Non-Tobacco User	64 and over	1324.62	1357.74
16322PA0040043	Rating Area 3	Tobacco User/Non-Tobacco User	0-14	254.52	254.52
16322PA0040043	Rating Area 3	Tobacco User/Non-Tobacco User	15	277.14	277.14
16322PA0040043	Rating Area 3	Tobacco User/Non-Tobacco User	16	285.79	285.79
16322PA0040043	Rating Area 3	Tobacco User/Non-Tobacco User	17	294.44	294.44
16322PA0040043	Rating Area 3	Tobacco User/Non-Tobacco User	18	303.76	311.35
16322PA0040043	Rating Area 3	Tobacco User/Non-Tobacco User	19	313.07	320.90
16322PA0040043	Rating Area 3	Tobacco User/Non-Tobacco User	20	322.72	330.79
16322PA0040043	Rating Area 3	Tobacco User/Non-Tobacco User	21	332.70	341.02
16322PA0040043	Rating Area 3	Tobacco User/Non-Tobacco User	22	332.70	341.02
16322PA0040043	Rating Area 3	Tobacco User/Non-Tobacco User	23	332.70	341.02
16322PA0040043	Rating Area 3	Tobacco User/Non-Tobacco User	24	332.70	341.02
16322PA0040043	Rating Area 3	Tobacco User/Non-Tobacco User	25	334.03	342.38
16322PA0040043	Rating Area 3	Tobacco User/Non-Tobacco User	26	340.68	349.20
16322PA0040043	Rating Area 3	Tobacco User/Non-Tobacco User	27	348.67	357.39
16322PA0040043	Rating Area 3	Tobacco User/Non-Tobacco User	28	361.64	370.69
16322PA0040043	Rating Area 3	Tobacco User/Non-Tobacco User	29	372.29	381.60
16322PA0040043	Rating Area 3	Tobacco User/Non-Tobacco User	30	377.61	387.05
16322PA0040043	Rating Area 3	Tobacco User/Non-Tobacco User	31	385.60	395.24
16322PA0040043	Rating Area 3	Tobacco User/Non-Tobacco User	32	393.58	403.42
16322PA0040043	Rating Area 3	Tobacco User/Non-Tobacco User	33	398.57	408.54

16322PA0040043	Rating Area 3	Tobacco User/Non-Tobacco User	34	403.90	414.00
16322PA0040043	Rating Area 3	Tobacco User/Non-Tobacco User	35	406.56	416.72
16322PA0040043	Rating Area 3	Tobacco User/Non-Tobacco User	36	409.22	419.45
16322PA0040043	Rating Area 3	Tobacco User/Non-Tobacco User	37	411.88	422.18
16322PA0040043	Rating Area 3	Tobacco User/Non-Tobacco User	38	414.54	424.91
16322PA0040043	Rating Area 3	Tobacco User/Non-Tobacco User	39	419.87	430.36
16322PA0040043	Rating Area 3	Tobacco User/Non-Tobacco User	40	425.19	435.82
16322PA0040043	Rating Area 3	Tobacco User/Non-Tobacco User	41	433.18	444.00
16322PA0040043	Rating Area 3	Tobacco User/Non-Tobacco User	42	440.83	451.85
16322PA0040043	Rating Area 3	Tobacco User/Non-Tobacco User	43	451.47	462.76
16322PA0040043	Rating Area 3	Tobacco User/Non-Tobacco User	44	464.78	476.40
16322PA0040043	Rating Area 3	Tobacco User/Non-Tobacco User	45	480.42	492.43
16322PA0040043	Rating Area 3	Tobacco User/Non-Tobacco User	46	499.05	511.53
16322PA0040043	Rating Area 3	Tobacco User/Non-Tobacco User	47	520.01	533.01
16322PA0040043	Rating Area 3	Tobacco User/Non-Tobacco User	48	543.96	557.56
16322PA0040043	Rating Area 3	Tobacco User/Non-Tobacco User	49	567.59	581.78
16322PA0040043	Rating Area 3	Tobacco User/Non-Tobacco User	50	594.20	609.06
16322PA0040043	Rating Area 3	Tobacco User/Non-Tobacco User	51	620.49	636.00
16322PA0040043	Rating Area 3	Tobacco User/Non-Tobacco User	52	649.43	665.67
16322PA0040043	Rating Area 3	Tobacco User/Non-Tobacco User	53	678.71	695.68
16322PA0040043	Rating Area 3	Tobacco User/Non-Tobacco User	54	710.31	728.07
16322PA0040043	Rating Area 3	Tobacco User/Non-Tobacco User	55	741.92	760.47
16322PA0040043	Rating Area 3	Tobacco User/Non-Tobacco User	56	776.19	795.59
16322PA0040043	Rating Area 3	Tobacco User/Non-Tobacco User	57	810.79	831.06
16322PA0040043	Rating Area 3	Tobacco User/Non-Tobacco User	58	847.72	868.91
16322PA0040043	Rating Area 3	Tobacco User/Non-Tobacco User	59	866.02	887.67
16322PA0040043	Rating Area 3	Tobacco User/Non-Tobacco User	60	902.95	925.52
16322PA0040043	Rating Area 3	Tobacco User/Non-Tobacco User	61	934.89	958.26
16322PA0040043	Rating Area 3	Tobacco User/Non-Tobacco User	62	955.85	979.74
16322PA0040043	Rating Area 3	Tobacco User/Non-Tobacco User	63	982.13	1006.68
16322PA0040043	Rating Area 3	Tobacco User/Non-Tobacco User	64 and over	998.10	1023.05
16322PA0040043	Rating Area 6	Tobacco User/Non-Tobacco User	0-14	271.65	271.65
16322PA0040043	Rating Area 6	Tobacco User/Non-Tobacco User	15	295.80	295.80
16322PA0040043	Rating Area 6	Tobacco User/Non-Tobacco User	16	305.03	305.03
16322PA0040043	Rating Area 6	Tobacco User/Non-Tobacco User	17	314.26	314.26
16322PA0040043	Rating Area 6	Tobacco User/Non-Tobacco User	18	324.21	332.31
16322PA0040043	Rating Area 6	Tobacco User/Non-Tobacco User	19	334.15	342.50
16322PA0040043	Rating Area 6	Tobacco User/Non-Tobacco User	20	344.45	353.06
16322PA0040043	Rating Area 6	Tobacco User/Non-Tobacco User	21	355.10	363.98
16322PA0040043	Rating Area 6	Tobacco User/Non-Tobacco User	22	355.10	363.98
16322PA0040043	Rating Area 6	Tobacco User/Non-Tobacco User	23	355.10	363.98
16322PA0040043	Rating Area 6	Tobacco User/Non-Tobacco User	24	355.10	363.98
16322PA0040043	Rating Area 6	Tobacco User/Non-Tobacco User	25	356.52	365.43
16322PA0040043	Rating Area 6	Tobacco User/Non-Tobacco User	26	363.62	372.71
16322PA0040043	Rating Area 6	Tobacco User/Non-Tobacco User	27	372.14	381.45
16322PA0040043	Rating Area 6	Tobacco User/Non-Tobacco User	28	385.99	395.64
16322PA0040043	Rating Area 6	Tobacco User/Non-Tobacco User	29	397.36	407.29
16322PA0040043	Rating Area 6	Tobacco User/Non-Tobacco User	30	403.04	413.11
16322PA0040043	Rating Area 6	Tobacco User/Non-Tobacco User	31	411.56	421.85
16322PA0040043	Rating Area 6	Tobacco User/Non-Tobacco User	32	420.08	430.59
16322PA0040043	Rating Area 6	Tobacco User/Non-Tobacco User	33	425.41	436.05
16322PA0040043	Rating Area 6	Tobacco User/Non-Tobacco User	34	431.09	441.87
16322PA0040043	Rating Area 6	Tobacco User/Non-Tobacco User	35	433.93	444.78
16322PA0040043	Rating Area 6	Tobacco User/Non-Tobacco User	36	436.77	447.69
16322PA0040043	Rating Area 6	Tobacco User/Non-Tobacco User	37	439.61	450.60
16322PA0040043	Rating Area 6	Tobacco User/Non-Tobacco User	38	442.45	453.52
16322PA0040043	Rating Area 6	Tobacco User/Non-Tobacco User	39	448.14	459.34
16322PA0040043	Rating Area 6	Tobacco User/Non-Tobacco User	40	453.82	465.16
16322PA0040043	Rating Area 6	Tobacco User/Non-Tobacco User	41	462.34	473.90
16322PA0040043	Rating Area 6	Tobacco User/Non-Tobacco User	42	470.51	482.27
16322PA0040043	Rating Area 6	Tobacco User/Non-Tobacco User	43	481.87	493.92
16322PA0040043	Rating Area 6	Tobacco User/Non-Tobacco User	44	496.07	508.48
16322PA0040043	Rating Area 6	Tobacco User/Non-Tobacco User	45	512.76	525.58
16322PA0040043	Rating Area 6	Tobacco User/Non-Tobacco User	46	532.65	545.97
16322PA0040043	Rating Area 6	Tobacco User/Non-Tobacco User	47	555.02	568.90
16322PA0040043	Rating Area 6	Tobacco User/Non-Tobacco User	48	580.59	595.10
16322PA0040043	Rating Area 6	Tobacco User/Non-Tobacco User	49	605.80	620.95
16322PA0040043	Rating Area 6	Tobacco User/Non-Tobacco User	50	634.21	650.06
16322PA0040043	Rating Area 6	Tobacco User/Non-Tobacco User	51	662.26	678.82
16322PA0040043	Rating Area 6	Tobacco User/Non-Tobacco User	52	693.16	710.48
16322PA0040043	Rating Area 6	Tobacco User/Non-Tobacco User	53	724.40	742.51
16322PA0040043	Rating Area 6	Tobacco User/Non-Tobacco User	54	758.14	777.09
16322PA0040043	Rating Area 6	Tobacco User/Non-Tobacco User	55	791.87	811.67
16322PA0040043	Rating Area 6	Tobacco User/Non-Tobacco User	56	828.45	849.16
16322PA0040043	Rating Area 6	Tobacco User/Non-Tobacco User	57	865.38	887.01
16322PA0040043	Rating Area 6	Tobacco User/Non-Tobacco User	58	904.79	927.41
16322PA0040043	Rating Area 6	Tobacco User/Non-Tobacco User	59	924.33	947.43
16322PA0040043	Rating Area 6	Tobacco User/Non-Tobacco User	60	963.74	987.83
16322PA0040043	Rating Area 6	Tobacco User/Non-Tobacco User	61	997.83	1022.78
16322PA0040043	Rating Area 6	Tobacco User/Non-Tobacco User	62	1020.20	1045.71
16322PA0040043	Rating Area 6	Tobacco User/Non-Tobacco User	63	1048.26	1074.46
16322PA0040043	Rating Area 6	Tobacco User/Non-Tobacco User	64 and over	1065.30	1091.93
16322PA0040043	Rating Area 7	Tobacco User/Non-Tobacco User	0-14	275.49	275.49
16322PA0040043	Rating Area 7	Tobacco User/Non-Tobacco User	15	299.98	299.98
16322PA0040043	Rating Area 7	Tobacco User/Non-Tobacco User	16	309.34	309.34
16322PA0040043	Rating Area 7	Tobacco User/Non-Tobacco User	17	318.71	318.71
16322PA0040043	Rating Area 7	Tobacco User/Non-Tobacco User	18	328.79	337.01
16322PA0040043	Rating Area 7	Tobacco User/Non-Tobacco User	19	338.87	347.34
16322PA0040043	Rating Area 7	Tobacco User/Non-Tobacco User	20	349.32	358.05
16322PA0040043	Rating Area 7	Tobacco User/Non-Tobacco User	21	360.12	369.12
16322PA0040043	Rating Area 7	Tobacco User/Non-Tobacco User	22	360.12	369.12
16322PA0040043	Rating Area 7	Tobacco User/Non-Tobacco User	23	360.12	369.12
16322PA0040043	Rating Area 7	Tobacco User/Non-Tobacco User	24	360.12	369.12
16322PA0040043	Rating Area 7	Tobacco User/Non-Tobacco User	25	361.56	370.60
16322PA0040043	Rating Area 7	Tobacco User/Non-Tobacco User	26	368.76	377.98
16322PA0040043	Rating Area 7	Tobacco User/Non-Tobacco User	27	377.41	386.84
16322PA0040043	Rating Area 7	Tobacco User/Non-Tobacco User	28	391.45	401.24
16322PA0040043	Rating Area 7	Tobacco User/Non-Tobacco User	29	402.97	413.05
16322PA0040043	Rating Area 7	Tobacco User/Non-Tobacco User	30	408.74	418.95
16322PA0040043	Rating Area 7	Tobacco User/Non-Tobacco User	31	417.38	427.81
16322PA0040043	Rating Area 7	Tobacco User/Non-Tobacco User	32	426.02	436.67
16322PA0040043	Rating Area 7	Tobacco User/Non-Tobacco User	33	431.42	442.21
16322PA0040043	Rating Area 7	Tobacco User/Non-Tobacco User	34	437.19	448.12
16322PA0040043	Rating Area 7	Tobacco User/Non-Tobacco User	35	440.07	451.07
16322PA0040043	Rating Area 7	Tobacco User/Non-Tobacco User	36	442.95	454.02

16322PA0040043	Rating Area 7	Tobacco User/Non-Tobacco User	37	445.83	456.97
16322PA0040043	Rating Area 7	Tobacco User/Non-Tobacco User	38	448.71	459.93
16322PA0040043	Rating Area 7	Tobacco User/Non-Tobacco User	39	454.47	465.83
16322PA0040043	Rating Area 7	Tobacco User/Non-Tobacco User	40	460.23	471.74
16322PA0040043	Rating Area 7	Tobacco User/Non-Tobacco User	41	468.88	480.60
16322PA0040043	Rating Area 7	Tobacco User/Non-Tobacco User	42	477.16	489.09
16322PA0040043	Rating Area 7	Tobacco User/Non-Tobacco User	43	488.68	500.90
16322PA0040043	Rating Area 7	Tobacco User/Non-Tobacco User	44	503.09	515.66
16322PA0040043	Rating Area 7	Tobacco User/Non-Tobacco User	45	520.01	533.01
16322PA0040043	Rating Area 7	Tobacco User/Non-Tobacco User	46	540.18	553.68
16322PA0040043	Rating Area 7	Tobacco User/Non-Tobacco User	47	562.87	576.94
16322PA0040043	Rating Area 7	Tobacco User/Non-Tobacco User	48	588.80	603.52
16322PA0040043	Rating Area 7	Tobacco User/Non-Tobacco User	49	614.36	629.72
16322PA0040043	Rating Area 7	Tobacco User/Non-Tobacco User	50	643.17	659.25
16322PA0040043	Rating Area 7	Tobacco User/Non-Tobacco User	51	671.62	688.41
16322PA0040043	Rating Area 7	Tobacco User/Non-Tobacco User	52	702.95	720.53
16322PA0040043	Rating Area 7	Tobacco User/Non-Tobacco User	53	734.64	753.01
16322PA0040043	Rating Area 7	Tobacco User/Non-Tobacco User	54	768.86	788.08
16322PA0040043	Rating Area 7	Tobacco User/Non-Tobacco User	55	803.07	823.14
16322PA0040043	Rating Area 7	Tobacco User/Non-Tobacco User	56	840.16	861.16
16322PA0040043	Rating Area 7	Tobacco User/Non-Tobacco User	57	877.61	899.55
16322PA0040043	Rating Area 7	Tobacco User/Non-Tobacco User	58	917.59	940.53
16322PA0040043	Rating Area 7	Tobacco User/Non-Tobacco User	59	937.39	960.83
16322PA0040043	Rating Area 7	Tobacco User/Non-Tobacco User	60	977.37	1001.80
16322PA0040043	Rating Area 7	Tobacco User/Non-Tobacco User	61	1011.94	1037.24
16322PA0040043	Rating Area 7	Tobacco User/Non-Tobacco User	62	1034.62	1060.49
16322PA0040043	Rating Area 7	Tobacco User/Non-Tobacco User	63	1063.07	1089.65
16322PA0040043	Rating Area 7	Tobacco User/Non-Tobacco User	64 and over	1080.36	1107.37
16322PA0040044	Rating Area 3	Tobacco User/Non-Tobacco User	0-14	331.38	331.38
16322PA0040044	Rating Area 3	Tobacco User/Non-Tobacco User	15	360.83	360.83
16322PA0040044	Rating Area 3	Tobacco User/Non-Tobacco User	16	372.09	372.09
16322PA0040044	Rating Area 3	Tobacco User/Non-Tobacco User	17	383.36	383.36
16322PA0040044	Rating Area 3	Tobacco User/Non-Tobacco User	18	395.48	405.37
16322PA0040044	Rating Area 3	Tobacco User/Non-Tobacco User	19	407.61	417.80
16322PA0040044	Rating Area 3	Tobacco User/Non-Tobacco User	20	420.17	430.68
16322PA0040044	Rating Area 3	Tobacco User/Non-Tobacco User	21	433.17	444.00
16322PA0040044	Rating Area 3	Tobacco User/Non-Tobacco User	22	433.17	444.00
16322PA0040044	Rating Area 3	Tobacco User/Non-Tobacco User	23	433.17	444.00
16322PA0040044	Rating Area 3	Tobacco User/Non-Tobacco User	24	433.17	444.00
16322PA0040044	Rating Area 3	Tobacco User/Non-Tobacco User	25	434.90	445.78
16322PA0040044	Rating Area 3	Tobacco User/Non-Tobacco User	26	443.57	454.66
16322PA0040044	Rating Area 3	Tobacco User/Non-Tobacco User	27	453.96	465.31
16322PA0040044	Rating Area 3	Tobacco User/Non-Tobacco User	28	470.86	482.63
16322PA0040044	Rating Area 3	Tobacco User/Non-Tobacco User	29	484.72	496.84
16322PA0040044	Rating Area 3	Tobacco User/Non-Tobacco User	30	491.65	503.94
16322PA0040044	Rating Area 3	Tobacco User/Non-Tobacco User	31	502.04	514.60
16322PA0040044	Rating Area 3	Tobacco User/Non-Tobacco User	32	512.44	525.25
16322PA0040044	Rating Area 3	Tobacco User/Non-Tobacco User	33	518.94	531.91
16322PA0040044	Rating Area 3	Tobacco User/Non-Tobacco User	34	525.87	539.02
16322PA0040044	Rating Area 3	Tobacco User/Non-Tobacco User	35	529.33	542.57
16322PA0040044	Rating Area 3	Tobacco User/Non-Tobacco User	36	532.80	546.12
16322PA0040044	Rating Area 3	Tobacco User/Non-Tobacco User	37	536.26	549.67
16322PA0040044	Rating Area 3	Tobacco User/Non-Tobacco User	38	539.73	553.22
16322PA0040044	Rating Area 3	Tobacco User/Non-Tobacco User	39	546.66	560.33
16322PA0040044	Rating Area 3	Tobacco User/Non-Tobacco User	40	553.59	567.43
16322PA0040044	Rating Area 3	Tobacco User/Non-Tobacco User	41	563.99	578.09
16322PA0040044	Rating Area 3	Tobacco User/Non-Tobacco User	42	573.95	588.30
16322PA0040044	Rating Area 3	Tobacco User/Non-Tobacco User	43	587.81	602.51
16322PA0040044	Rating Area 3	Tobacco User/Non-Tobacco User	44	605.14	620.27
16322PA0040044	Rating Area 3	Tobacco User/Non-Tobacco User	45	625.50	641.13
16322PA0040044	Rating Area 3	Tobacco User/Non-Tobacco User	46	649.76	666.00
16322PA0040044	Rating Area 3	Tobacco User/Non-Tobacco User	47	677.04	693.97
16322PA0040044	Rating Area 3	Tobacco User/Non-Tobacco User	48	708.23	725.94
16322PA0040044	Rating Area 3	Tobacco User/Non-Tobacco User	49	738.99	757.46
16322PA0040044	Rating Area 3	Tobacco User/Non-Tobacco User	50	773.64	792.98
16322PA0040044	Rating Area 3	Tobacco User/Non-Tobacco User	51	807.86	828.06
16322PA0040044	Rating Area 3	Tobacco User/Non-Tobacco User	52	845.55	866.69
16322PA0040044	Rating Area 3	Tobacco User/Non-Tobacco User	53	883.67	905.76
16322PA0040044	Rating Area 3	Tobacco User/Non-Tobacco User	54	924.82	947.94
16322PA0040044	Rating Area 3	Tobacco User/Non-Tobacco User	55	965.97	990.12
16322PA0040044	Rating Area 3	Tobacco User/Non-Tobacco User	56	1010.59	1035.85
16322PA0040044	Rating Area 3	Tobacco User/Non-Tobacco User	57	1055.64	1082.03
16322PA0040044	Rating Area 3	Tobacco User/Non-Tobacco User	58	1103.72	1131.31
16322PA0040044	Rating Area 3	Tobacco User/Non-Tobacco User	59	1127.54	1155.73
16322PA0040044	Rating Area 3	Tobacco User/Non-Tobacco User	60	1175.62	1205.01
16322PA0040044	Rating Area 3	Tobacco User/Non-Tobacco User	61	1217.21	1247.64
16322PA0040044	Rating Area 3	Tobacco User/Non-Tobacco User	62	1244.50	1275.61
16322PA0040044	Rating Area 3	Tobacco User/Non-Tobacco User	63	1278.72	1310.69
16322PA0040044	Rating Area 3	Tobacco User/Non-Tobacco User	64 and over	1299.51	1332.00
16322PA0040044	Rating Area 6	Tobacco User/Non-Tobacco User	0-14	353.68	353.68
16322PA0040044	Rating Area 6	Tobacco User/Non-Tobacco User	15	385.12	385.12
16322PA0040044	Rating Area 6	Tobacco User/Non-Tobacco User	16	397.14	397.14
16322PA0040044	Rating Area 6	Tobacco User/Non-Tobacco User	17	409.16	409.16
16322PA0040044	Rating Area 6	Tobacco User/Non-Tobacco User	18	422.11	432.66
16322PA0040044	Rating Area 6	Tobacco User/Non-Tobacco User	19	435.05	445.93
16322PA0040044	Rating Area 6	Tobacco User/Non-Tobacco User	20	448.46	459.67
16322PA0040044	Rating Area 6	Tobacco User/Non-Tobacco User	21	462.33	473.89
16322PA0040044	Rating Area 6	Tobacco User/Non-Tobacco User	22	462.33	473.89
16322PA0040044	Rating Area 6	Tobacco User/Non-Tobacco User	23	462.33	473.89
16322PA0040044	Rating Area 6	Tobacco User/Non-Tobacco User	24	462.33	473.89
16322PA0040044	Rating Area 6	Tobacco User/Non-Tobacco User	25	464.18	475.78
16322PA0040044	Rating Area 6	Tobacco User/Non-Tobacco User	26	473.43	485.26
16322PA0040044	Rating Area 6	Tobacco User/Non-Tobacco User	27	484.52	496.63
16322PA0040044	Rating Area 6	Tobacco User/Non-Tobacco User	28	502.55	515.12
16322PA0040044	Rating Area 6	Tobacco User/Non-Tobacco User	29	517.35	530.28
16322PA0040044	Rating Area 6	Tobacco User/Non-Tobacco User	30	524.74	537.86
16322PA0040044	Rating Area 6	Tobacco User/Non-Tobacco User	31	535.84	549.24
16322PA0040044	Rating Area 6	Tobacco User/Non-Tobacco User	32	546.94	560.61
16322PA0040044	Rating Area 6	Tobacco User/Non-Tobacco User	33	553.87	567.72
16322PA0040044	Rating Area 6	Tobacco User/Non-Tobacco User	34	561.27	575.30
16322PA0040044	Rating Area 6	Tobacco User/Non-Tobacco User	35	564.97	579.09
16322PA0040044	Rating Area 6	Tobacco User/Non-Tobacco User	36	568.67	582.88
16322PA0040044	Rating Area 6	Tobacco User/Non-Tobacco User	37	572.36	586.67
16322PA0040044	Rating Area 6	Tobacco User/Non-Tobacco User	38	576.06	590.46
16322PA0040044	Rating Area 6	Tobacco User/Non-Tobacco User	39	583.46	598.05

16322PA0040044	Rating Area 6	Tobacco User/Non-Tobacco User	40	590.86	605.63
16322PA0040044	Rating Area 6	Tobacco User/Non-Tobacco User	41	601.95	617.00
16322PA0040044	Rating Area 6	Tobacco User/Non-Tobacco User	42	612.59	627.90
16322PA0040044	Rating Area 6	Tobacco User/Non-Tobacco User	43	627.38	643.07
16322PA0040044	Rating Area 6	Tobacco User/Non-Tobacco User	44	645.88	662.02
16322PA0040044	Rating Area 6	Tobacco User/Non-Tobacco User	45	667.80	684.29
16322PA0040044	Rating Area 6	Tobacco User/Non-Tobacco User	46	693.50	710.83
16322PA0040044	Rating Area 6	Tobacco User/Non-Tobacco User	47	722.62	740.69
16322PA0040044	Rating Area 6	Tobacco User/Non-Tobacco User	48	755.91	774.81
16322PA0040044	Rating Area 6	Tobacco User/Non-Tobacco User	49	788.73	808.45
16322PA0040044	Rating Area 6	Tobacco User/Non-Tobacco User	50	825.72	846.36
16322PA0040044	Rating Area 6	Tobacco User/Non-Tobacco User	51	862.25	883.80
16322PA0040044	Rating Area 6	Tobacco User/Non-Tobacco User	52	902.47	925.03
16322PA0040044	Rating Area 6	Tobacco User/Non-Tobacco User	53	943.15	966.73
16322PA0040044	Rating Area 6	Tobacco User/Non-Tobacco User	54	987.07	1011.75
16322PA0040044	Rating Area 6	Tobacco User/Non-Tobacco User	55	1031.00	1056.77
16322PA0040044	Rating Area 6	Tobacco User/Non-Tobacco User	56	1078.62	1105.58
16322PA0040044	Rating Area 6	Tobacco User/Non-Tobacco User	57	1126.70	1154.87
16322PA0040044	Rating Area 6	Tobacco User/Non-Tobacco User	58	1178.02	1207.47
16322PA0040044	Rating Area 6	Tobacco User/Non-Tobacco User	59	1203.44	1233.53
16322PA0040044	Rating Area 6	Tobacco User/Non-Tobacco User	60	1254.76	1286.13
16322PA0040044	Rating Area 6	Tobacco User/Non-Tobacco User	61	1299.15	1331.63
16322PA0040044	Rating Area 6	Tobacco User/Non-Tobacco User	62	1328.27	1361.48
16322PA0040044	Rating Area 6	Tobacco User/Non-Tobacco User	63	1364.80	1398.92
16322PA0040044	Rating Area 6	Tobacco User/Non-Tobacco User	64 and over	1386.99	1421.66
16322PA0040044	Rating Area 7	Tobacco User/Non-Tobacco User	0-14	358.69	358.69
16322PA0040044	Rating Area 7	Tobacco User/Non-Tobacco User	15	390.57	390.57
16322PA0040044	Rating Area 7	Tobacco User/Non-Tobacco User	16	402.76	402.76
16322PA0040044	Rating Area 7	Tobacco User/Non-Tobacco User	17	414.95	414.95
16322PA0040044	Rating Area 7	Tobacco User/Non-Tobacco User	18	428.08	438.78
16322PA0040044	Rating Area 7	Tobacco User/Non-Tobacco User	19	441.21	452.24
16322PA0040044	Rating Area 7	Tobacco User/Non-Tobacco User	20	454.80	466.17
16322PA0040044	Rating Area 7	Tobacco User/Non-Tobacco User	21	468.87	480.59
16322PA0040044	Rating Area 7	Tobacco User/Non-Tobacco User	22	468.87	480.59
16322PA0040044	Rating Area 7	Tobacco User/Non-Tobacco User	23	468.87	480.59
16322PA0040044	Rating Area 7	Tobacco User/Non-Tobacco User	24	468.87	480.59
16322PA0040044	Rating Area 7	Tobacco User/Non-Tobacco User	25	470.75	482.51
16322PA0040044	Rating Area 7	Tobacco User/Non-Tobacco User	26	480.12	492.13
16322PA0040044	Rating Area 7	Tobacco User/Non-Tobacco User	27	491.38	503.66
16322PA0040044	Rating Area 7	Tobacco User/Non-Tobacco User	28	509.66	522.40
16322PA0040044	Rating Area 7	Tobacco User/Non-Tobacco User	29	524.67	537.78
16322PA0040044	Rating Area 7	Tobacco User/Non-Tobacco User	30	532.17	545.47
16322PA0040044	Rating Area 7	Tobacco User/Non-Tobacco User	31	543.42	557.01
16322PA0040044	Rating Area 7	Tobacco User/Non-Tobacco User	32	554.67	568.54
16322PA0040044	Rating Area 7	Tobacco User/Non-Tobacco User	33	561.71	575.75
16322PA0040044	Rating Area 7	Tobacco User/Non-Tobacco User	34	569.21	583.44
16322PA0040044	Rating Area 7	Tobacco User/Non-Tobacco User	35	572.96	587.28
16322PA0040044	Rating Area 7	Tobacco User/Non-Tobacco User	36	576.71	591.13
16322PA0040044	Rating Area 7	Tobacco User/Non-Tobacco User	37	580.46	594.97
16322PA0040044	Rating Area 7	Tobacco User/Non-Tobacco User	38	584.21	598.82
16322PA0040044	Rating Area 7	Tobacco User/Non-Tobacco User	39	591.71	606.51
16322PA0040044	Rating Area 7	Tobacco User/Non-Tobacco User	40	599.22	614.20
16322PA0040044	Rating Area 7	Tobacco User/Non-Tobacco User	41	610.47	625.73
16322PA0040044	Rating Area 7	Tobacco User/Non-Tobacco User	42	621.25	636.78
16322PA0040044	Rating Area 7	Tobacco User/Non-Tobacco User	43	636.26	652.16
16322PA0040044	Rating Area 7	Tobacco User/Non-Tobacco User	44	655.01	671.39
16322PA0040044	Rating Area 7	Tobacco User/Non-Tobacco User	45	677.05	693.97
16322PA0040044	Rating Area 7	Tobacco User/Non-Tobacco User	46	703.31	720.89
16322PA0040044	Rating Area 7	Tobacco User/Non-Tobacco User	47	732.84	751.16
16322PA0040044	Rating Area 7	Tobacco User/Non-Tobacco User	48	766.60	785.77
16322PA0040044	Rating Area 7	Tobacco User/Non-Tobacco User	49	799.89	819.89
16322PA0040044	Rating Area 7	Tobacco User/Non-Tobacco User	50	837.40	858.34
16322PA0040044	Rating Area 7	Tobacco User/Non-Tobacco User	51	874.44	896.30
16322PA0040044	Rating Area 7	Tobacco User/Non-Tobacco User	52	915.23	938.12
16322PA0040044	Rating Area 7	Tobacco User/Non-Tobacco User	53	956.49	980.41
16322PA0040044	Rating Area 7	Tobacco User/Non-Tobacco User	54	1001.04	1026.06
16322PA0040044	Rating Area 7	Tobacco User/Non-Tobacco User	55	1045.58	1071.72
16322PA0040044	Rating Area 7	Tobacco User/Non-Tobacco User	56	1093.87	1121.22
16322PA0040044	Rating Area 7	Tobacco User/Non-Tobacco User	57	1142.64	1171.20
16322PA0040044	Rating Area 7	Tobacco User/Non-Tobacco User	58	1194.68	1224.55
16322PA0040044	Rating Area 7	Tobacco User/Non-Tobacco User	59	1220.47	1250.98
16322PA0040044	Rating Area 7	Tobacco User/Non-Tobacco User	60	1272.51	1304.33
16322PA0040044	Rating Area 7	Tobacco User/Non-Tobacco User	61	1317.52	1350.46
16322PA0040044	Rating Area 7	Tobacco User/Non-Tobacco User	62	1347.06	1380.74
16322PA0040044	Rating Area 7	Tobacco User/Non-Tobacco User	63	1384.10	1418.71
16322PA0040044	Rating Area 7	Tobacco User/Non-Tobacco User	64 and over	1406.61	1441.78
16322PA0040045	Rating Area 3	Tobacco User/Non-Tobacco User	0-14	273.01	273.01
16322PA0040045	Rating Area 3	Tobacco User/Non-Tobacco User	15	297.27	297.27
16322PA0040045	Rating Area 3	Tobacco User/Non-Tobacco User	16	306.55	306.55
16322PA0040045	Rating Area 3	Tobacco User/Non-Tobacco User	17	315.83	315.83
16322PA0040045	Rating Area 3	Tobacco User/Non-Tobacco User	18	325.82	333.97
16322PA0040045	Rating Area 3	Tobacco User/Non-Tobacco User	19	335.81	344.21
16322PA0040045	Rating Area 3	Tobacco User/Non-Tobacco User	20	346.16	354.82
16322PA0040045	Rating Area 3	Tobacco User/Non-Tobacco User	21	356.87	365.79
16322PA0040045	Rating Area 3	Tobacco User/Non-Tobacco User	22	356.87	365.79
16322PA0040045	Rating Area 3	Tobacco User/Non-Tobacco User	23	356.87	365.79
16322PA0040045	Rating Area 3	Tobacco User/Non-Tobacco User	24	356.87	365.79
16322PA0040045	Rating Area 3	Tobacco User/Non-Tobacco User	25	358.30	367.25
16322PA0040045	Rating Area 3	Tobacco User/Non-Tobacco User	26	365.43	374.57
16322PA0040045	Rating Area 3	Tobacco User/Non-Tobacco User	27	374.00	383.35
16322PA0040045	Rating Area 3	Tobacco User/Non-Tobacco User	28	387.92	397.62
16322PA0040045	Rating Area 3	Tobacco User/Non-Tobacco User	29	399.34	409.32
16322PA0040045	Rating Area 3	Tobacco User/Non-Tobacco User	30	405.05	415.17
16322PA0040045	Rating Area 3	Tobacco User/Non-Tobacco User	31	413.61	423.95
16322PA0040045	Rating Area 3	Tobacco User/Non-Tobacco User	32	422.18	432.73
16322PA0040045	Rating Area 3	Tobacco User/Non-Tobacco User	33	427.53	438.22
16322PA0040045	Rating Area 3	Tobacco User/Non-Tobacco User	34	433.24	444.07
16322PA0040045	Rating Area 3	Tobacco User/Non-Tobacco User	35	436.10	447.00
16322PA0040045	Rating Area 3	Tobacco User/Non-Tobacco User	36	438.95	449.92
16322PA0040045	Rating Area 3	Tobacco User/Non-Tobacco User	37	441.81	452.85
16322PA0040045	Rating Area 3	Tobacco User/Non-Tobacco User	38	444.66	455.78
16322PA0040045	Rating Area 3	Tobacco User/Non-Tobacco User	39	450.37	461.63
16322PA0040045	Rating Area 3	Tobacco User/Non-Tobacco User	40	456.08	467.48
16322PA0040045	Rating Area 3	Tobacco User/Non-Tobacco User	41	464.64	476.26
16322PA0040045	Rating Area 3	Tobacco User/Non-Tobacco User	42	472.85	484.67

16322PA0040045	Rating Area 3	Tobacco User/Non-Tobacco User	43	484.27	496.38
16322PA0040045	Rating Area 3	Tobacco User/Non-Tobacco User	44	498.55	511.01
16322PA0040045	Rating Area 3	Tobacco User/Non-Tobacco User	45	515.32	528.20
16322PA0040045	Rating Area 3	Tobacco User/Non-Tobacco User	46	535.31	548.69
16322PA0040045	Rating Area 3	Tobacco User/Non-Tobacco User	47	557.79	571.73
16322PA0040045	Rating Area 3	Tobacco User/Non-Tobacco User	48	583.48	598.07
16322PA0040045	Rating Area 3	Tobacco User/Non-Tobacco User	49	608.82	624.04
16322PA0040045	Rating Area 3	Tobacco User/Non-Tobacco User	50	637.37	653.30
16322PA0040045	Rating Area 3	Tobacco User/Non-Tobacco User	51	665.56	682.20
16322PA0040045	Rating Area 3	Tobacco User/Non-Tobacco User	52	696.61	714.03
16322PA0040045	Rating Area 3	Tobacco User/Non-Tobacco User	53	728.01	746.22
16322PA0040045	Rating Area 3	Tobacco User/Non-Tobacco User	54	761.92	780.97
16322PA0040045	Rating Area 3	Tobacco User/Non-Tobacco User	55	795.82	815.72
16322PA0040045	Rating Area 3	Tobacco User/Non-Tobacco User	56	832.58	853.39
16322PA0040045	Rating Area 3	Tobacco User/Non-Tobacco User	57	869.69	891.43
16322PA0040045	Rating Area 3	Tobacco User/Non-Tobacco User	58	909.30	932.04
16322PA0040045	Rating Area 3	Tobacco User/Non-Tobacco User	59	928.93	952.16
16322PA0040045	Rating Area 3	Tobacco User/Non-Tobacco User	60	968.55	992.76
16322PA0040045	Rating Area 3	Tobacco User/Non-Tobacco User	61	1002.80	1027.87
16322PA0040045	Rating Area 3	Tobacco User/Non-Tobacco User	62	1025.29	1050.92
16322PA0040045	Rating Area 3	Tobacco User/Non-Tobacco User	63	1053.48	1079.82
16322PA0040045	Rating Area 3	Tobacco User/Non-Tobacco User	64 and over	1070.61	1097.38
16322PA0040045	Rating Area 6	Tobacco User/Non-Tobacco User	0-14	291.39	291.39
16322PA0040045	Rating Area 6	Tobacco User/Non-Tobacco User	15	317.29	317.29
16322PA0040045	Rating Area 6	Tobacco User/Non-Tobacco User	16	327.19	327.19
16322PA0040045	Rating Area 6	Tobacco User/Non-Tobacco User	17	337.10	337.10
16322PA0040045	Rating Area 6	Tobacco User/Non-Tobacco User	18	347.76	356.46
16322PA0040045	Rating Area 6	Tobacco User/Non-Tobacco User	19	358.43	367.39
16322PA0040045	Rating Area 6	Tobacco User/Non-Tobacco User	20	369.47	378.71
16322PA0040045	Rating Area 6	Tobacco User/Non-Tobacco User	21	380.90	390.42
16322PA0040045	Rating Area 6	Tobacco User/Non-Tobacco User	22	380.90	390.42
16322PA0040045	Rating Area 6	Tobacco User/Non-Tobacco User	23	380.90	390.42
16322PA0040045	Rating Area 6	Tobacco User/Non-Tobacco User	24	380.90	390.42
16322PA0040045	Rating Area 6	Tobacco User/Non-Tobacco User	25	382.42	391.98
16322PA0040045	Rating Area 6	Tobacco User/Non-Tobacco User	26	390.04	399.79
16322PA0040045	Rating Area 6	Tobacco User/Non-Tobacco User	27	399.18	409.16
16322PA0040045	Rating Area 6	Tobacco User/Non-Tobacco User	28	414.04	424.39
16322PA0040045	Rating Area 6	Tobacco User/Non-Tobacco User	29	426.23	436.88
16322PA0040045	Rating Area 6	Tobacco User/Non-Tobacco User	30	432.32	443.13
16322PA0040045	Rating Area 6	Tobacco User/Non-Tobacco User	31	441.46	452.50
16322PA0040045	Rating Area 6	Tobacco User/Non-Tobacco User	32	450.60	461.87
16322PA0040045	Rating Area 6	Tobacco User/Non-Tobacco User	33	456.32	467.73
16322PA0040045	Rating Area 6	Tobacco User/Non-Tobacco User	34	462.41	473.97
16322PA0040045	Rating Area 6	Tobacco User/Non-Tobacco User	35	465.46	477.10
16322PA0040045	Rating Area 6	Tobacco User/Non-Tobacco User	36	468.51	480.22
16322PA0040045	Rating Area 6	Tobacco User/Non-Tobacco User	37	471.55	483.34
16322PA0040045	Rating Area 6	Tobacco User/Non-Tobacco User	38	474.60	486.47
16322PA0040045	Rating Area 6	Tobacco User/Non-Tobacco User	39	480.70	492.71
16322PA0040045	Rating Area 6	Tobacco User/Non-Tobacco User	40	486.79	498.96
16322PA0040045	Rating Area 6	Tobacco User/Non-Tobacco User	41	495.93	508.33
16322PA0040045	Rating Area 6	Tobacco User/Non-Tobacco User	42	504.69	517.31
16322PA0040045	Rating Area 6	Tobacco User/Non-Tobacco User	43	516.88	529.80
16322PA0040045	Rating Area 6	Tobacco User/Non-Tobacco User	44	532.12	545.42
16322PA0040045	Rating Area 6	Tobacco User/Non-Tobacco User	45	550.02	563.77
16322PA0040045	Rating Area 6	Tobacco User/Non-Tobacco User	46	571.35	585.63
16322PA0040045	Rating Area 6	Tobacco User/Non-Tobacco User	47	595.35	610.23
16322PA0040045	Rating Area 6	Tobacco User/Non-Tobacco User	48	622.77	638.34
16322PA0040045	Rating Area 6	Tobacco User/Non-Tobacco User	49	649.82	666.06
16322PA0040045	Rating Area 6	Tobacco User/Non-Tobacco User	50	680.29	697.29
16322PA0040045	Rating Area 6	Tobacco User/Non-Tobacco User	51	710.38	728.14
16322PA0040045	Rating Area 6	Tobacco User/Non-Tobacco User	52	743.52	762.10
16322PA0040045	Rating Area 6	Tobacco User/Non-Tobacco User	53	777.04	796.46
16322PA0040045	Rating Area 6	Tobacco User/Non-Tobacco User	54	813.22	833.55
16322PA0040045	Rating Area 6	Tobacco User/Non-Tobacco User	55	849.41	870.64
16322PA0040045	Rating Area 6	Tobacco User/Non-Tobacco User	56	888.64	910.86
16322PA0040045	Rating Area 6	Tobacco User/Non-Tobacco User	57	928.25	951.46
16322PA0040045	Rating Area 6	Tobacco User/Non-Tobacco User	58	970.53	994.80
16322PA0040045	Rating Area 6	Tobacco User/Non-Tobacco User	59	991.48	1016.27
16322PA0040045	Rating Area 6	Tobacco User/Non-Tobacco User	60	1033.76	1059.61
16322PA0040045	Rating Area 6	Tobacco User/Non-Tobacco User	61	1070.33	1097.09
16322PA0040045	Rating Area 6	Tobacco User/Non-Tobacco User	62	1094.33	1121.68
16322PA0040045	Rating Area 6	Tobacco User/Non-Tobacco User	63	1124.42	1152.53
16322PA0040045	Rating Area 6	Tobacco User/Non-Tobacco User	64 and over	1142.70	1171.27
16322PA0040045	Rating Area 7	Tobacco User/Non-Tobacco User	0-14	295.51	295.51
16322PA0040045	Rating Area 7	Tobacco User/Non-Tobacco User	15	321.78	321.78
16322PA0040045	Rating Area 7	Tobacco User/Non-Tobacco User	16	331.82	331.82
16322PA0040045	Rating Area 7	Tobacco User/Non-Tobacco User	17	341.87	341.87
16322PA0040045	Rating Area 7	Tobacco User/Non-Tobacco User	18	352.68	361.50
16322PA0040045	Rating Area 7	Tobacco User/Non-Tobacco User	19	363.50	372.59
16322PA0040045	Rating Area 7	Tobacco User/Non-Tobacco User	20	374.70	384.07
16322PA0040045	Rating Area 7	Tobacco User/Non-Tobacco User	21	386.29	395.95
16322PA0040045	Rating Area 7	Tobacco User/Non-Tobacco User	22	386.29	395.95
16322PA0040045	Rating Area 7	Tobacco User/Non-Tobacco User	23	386.29	395.95
16322PA0040045	Rating Area 7	Tobacco User/Non-Tobacco User	24	386.29	395.95
16322PA0040045	Rating Area 7	Tobacco User/Non-Tobacco User	25	387.84	397.53
16322PA0040045	Rating Area 7	Tobacco User/Non-Tobacco User	26	395.56	405.45
16322PA0040045	Rating Area 7	Tobacco User/Non-Tobacco User	27	404.83	414.95
16322PA0040045	Rating Area 7	Tobacco User/Non-Tobacco User	28	419.90	430.39
16322PA0040045	Rating Area 7	Tobacco User/Non-Tobacco User	29	432.26	443.06
16322PA0040045	Rating Area 7	Tobacco User/Non-Tobacco User	30	438.44	449.40
16322PA0040045	Rating Area 7	Tobacco User/Non-Tobacco User	31	447.71	458.90
16322PA0040045	Rating Area 7	Tobacco User/Non-Tobacco User	32	456.98	468.41
16322PA0040045	Rating Area 7	Tobacco User/Non-Tobacco User	33	462.78	474.34
16322PA0040045	Rating Area 7	Tobacco User/Non-Tobacco User	34	468.96	480.68
16322PA0040045	Rating Area 7	Tobacco User/Non-Tobacco User	35	472.05	483.85
16322PA0040045	Rating Area 7	Tobacco User/Non-Tobacco User	36	475.14	487.02
16322PA0040045	Rating Area 7	Tobacco User/Non-Tobacco User	37	478.23	490.18
16322PA0040045	Rating Area 7	Tobacco User/Non-Tobacco User	38	481.32	493.35
16322PA0040045	Rating Area 7	Tobacco User/Non-Tobacco User	39	487.50	499.69
16322PA0040045	Rating Area 7	Tobacco User/Non-Tobacco User	40	493.68	506.02
16322PA0040045	Rating Area 7	Tobacco User/Non-Tobacco User	41	502.95	515.52
16322PA0040045	Rating Area 7	Tobacco User/Non-Tobacco User	42	511.83	524.63
16322PA0040045	Rating Area 7	Tobacco User/Non-Tobacco User	43	524.20	537.30
16322PA0040045	Rating Area 7	Tobacco User/Non-Tobacco User	44	539.65	553.14
16322PA0040045	Rating Area 7	Tobacco User/Non-Tobacco User	45	557.80	571.75

16322PA0040045	Rating Area 7	Tobacco User/Non-Tobacco User	46	579.44	593.92
16322PA0040045	Rating Area 7	Tobacco User/Non-Tobacco User	47	603.77	618.87
16322PA0040045	Rating Area 7	Tobacco User/Non-Tobacco User	48	631.58	647.37
16322PA0040045	Rating Area 7	Tobacco User/Non-Tobacco User	49	659.01	675.49
16322PA0040045	Rating Area 7	Tobacco User/Non-Tobacco User	50	689.91	707.16
16322PA0040045	Rating Area 7	Tobacco User/Non-Tobacco User	51	720.43	738.44
16322PA0040045	Rating Area 7	Tobacco User/Non-Tobacco User	52	754.04	772.89
16322PA0040045	Rating Area 7	Tobacco User/Non-Tobacco User	53	788.03	807.73
16322PA0040045	Rating Area 7	Tobacco User/Non-Tobacco User	54	824.73	845.35
16322PA0040045	Rating Area 7	Tobacco User/Non-Tobacco User	55	861.43	882.96
16322PA0040045	Rating Area 7	Tobacco User/Non-Tobacco User	56	901.21	923.74
16322PA0040045	Rating Area 7	Tobacco User/Non-Tobacco User	57	941.39	964.92
16322PA0040045	Rating Area 7	Tobacco User/Non-Tobacco User	58	984.27	1008.87
16322PA0040045	Rating Area 7	Tobacco User/Non-Tobacco User	59	1005.51	1030.65
16322PA0040045	Rating Area 7	Tobacco User/Non-Tobacco User	60	1048.39	1074.60
16322PA0040045	Rating Area 7	Tobacco User/Non-Tobacco User	61	1085.47	1112.61
16322PA0040045	Rating Area 7	Tobacco User/Non-Tobacco User	62	1109.81	1137.56
16322PA0040045	Rating Area 7	Tobacco User/Non-Tobacco User	63	1140.33	1168.84
16322PA0040045	Rating Area 7	Tobacco User/Non-Tobacco User	64 and over	1158.87	1187.84
16322PA0040046	Rating Area 3	Tobacco User/Non-Tobacco User	0-14	356.38	356.38
16322PA0040046	Rating Area 3	Tobacco User/Non-Tobacco User	15	388.06	388.06
16322PA0040046	Rating Area 3	Tobacco User/Non-Tobacco User	16	400.17	400.17
16322PA0040046	Rating Area 3	Tobacco User/Non-Tobacco User	17	412.29	412.29
16322PA0040046	Rating Area 3	Tobacco User/Non-Tobacco User	18	425.33	435.96
16322PA0040046	Rating Area 3	Tobacco User/Non-Tobacco User	19	438.37	449.33
16322PA0040046	Rating Area 3	Tobacco User/Non-Tobacco User	20	451.88	463.18
16322PA0040046	Rating Area 3	Tobacco User/Non-Tobacco User	21	465.86	477.51
16322PA0040046	Rating Area 3	Tobacco User/Non-Tobacco User	22	465.86	477.51
16322PA0040046	Rating Area 3	Tobacco User/Non-Tobacco User	23	465.86	477.51
16322PA0040046	Rating Area 3	Tobacco User/Non-Tobacco User	24	465.86	477.51
16322PA0040046	Rating Area 3	Tobacco User/Non-Tobacco User	25	467.72	479.42
16322PA0040046	Rating Area 3	Tobacco User/Non-Tobacco User	26	477.04	488.97
16322PA0040046	Rating Area 3	Tobacco User/Non-Tobacco User	27	488.22	500.43
16322PA0040046	Rating Area 3	Tobacco User/Non-Tobacco User	28	506.39	519.05
16322PA0040046	Rating Area 3	Tobacco User/Non-Tobacco User	29	521.30	534.33
16322PA0040046	Rating Area 3	Tobacco User/Non-Tobacco User	30	528.75	541.97
16322PA0040046	Rating Area 3	Tobacco User/Non-Tobacco User	31	539.93	553.43
16322PA0040046	Rating Area 3	Tobacco User/Non-Tobacco User	32	551.11	564.89
16322PA0040046	Rating Area 3	Tobacco User/Non-Tobacco User	33	558.10	572.05
16322PA0040046	Rating Area 3	Tobacco User/Non-Tobacco User	34	565.55	579.69
16322PA0040046	Rating Area 3	Tobacco User/Non-Tobacco User	35	569.28	583.51
16322PA0040046	Rating Area 3	Tobacco User/Non-Tobacco User	36	573.01	587.33
16322PA0040046	Rating Area 3	Tobacco User/Non-Tobacco User	37	576.73	591.15
16322PA0040046	Rating Area 3	Tobacco User/Non-Tobacco User	38	580.46	594.97
16322PA0040046	Rating Area 3	Tobacco User/Non-Tobacco User	39	587.92	602.61
16322PA0040046	Rating Area 3	Tobacco User/Non-Tobacco User	40	595.37	610.25
16322PA0040046	Rating Area 3	Tobacco User/Non-Tobacco User	41	606.55	621.71
16322PA0040046	Rating Area 3	Tobacco User/Non-Tobacco User	42	617.26	632.70
16322PA0040046	Rating Area 3	Tobacco User/Non-Tobacco User	43	632.17	647.98
16322PA0040046	Rating Area 3	Tobacco User/Non-Tobacco User	44	650.81	667.08
16322PA0040046	Rating Area 3	Tobacco User/Non-Tobacco User	45	672.70	689.52
16322PA0040046	Rating Area 3	Tobacco User/Non-Tobacco User	46	698.79	716.26
16322PA0040046	Rating Area 3	Tobacco User/Non-Tobacco User	47	728.14	746.34
16322PA0040046	Rating Area 3	Tobacco User/Non-Tobacco User	48	761.68	780.72
16322PA0040046	Rating Area 3	Tobacco User/Non-Tobacco User	49	794.76	814.63
16322PA0040046	Rating Area 3	Tobacco User/Non-Tobacco User	50	832.03	852.83
16322PA0040046	Rating Area 3	Tobacco User/Non-Tobacco User	51	868.83	890.55
16322PA0040046	Rating Area 3	Tobacco User/Non-Tobacco User	52	909.36	932.09
16322PA0040046	Rating Area 3	Tobacco User/Non-Tobacco User	53	950.35	974.11
16322PA0040046	Rating Area 3	Tobacco User/Non-Tobacco User	54	994.61	1019.48
16322PA0040046	Rating Area 3	Tobacco User/Non-Tobacco User	55	1038.87	1064.84
16322PA0040046	Rating Area 3	Tobacco User/Non-Tobacco User	56	1086.85	1114.02
16322PA0040046	Rating Area 3	Tobacco User/Non-Tobacco User	57	1135.30	1163.68
16322PA0040046	Rating Area 3	Tobacco User/Non-Tobacco User	58	1187.01	1216.69
16322PA0040046	Rating Area 3	Tobacco User/Non-Tobacco User	59	1212.63	1242.95
16322PA0040046	Rating Area 3	Tobacco User/Non-Tobacco User	60	1264.34	1295.95
16322PA0040046	Rating Area 3	Tobacco User/Non-Tobacco User	61	1309.07	1341.79
16322PA0040046	Rating Area 3	Tobacco User/Non-Tobacco User	62	1338.42	1371.88
16322PA0040046	Rating Area 3	Tobacco User/Non-Tobacco User	63	1375.22	1409.60
16322PA0040046	Rating Area 3	Tobacco User/Non-Tobacco User	64 and over	1397.58	1432.52
16322PA0040046	Rating Area 6	Tobacco User/Non-Tobacco User	0-14	380.37	380.37
16322PA0040046	Rating Area 6	Tobacco User/Non-Tobacco User	15	414.18	414.18
16322PA0040046	Rating Area 6	Tobacco User/Non-Tobacco User	16	427.11	427.11
16322PA0040046	Rating Area 6	Tobacco User/Non-Tobacco User	17	440.04	440.04
16322PA0040046	Rating Area 6	Tobacco User/Non-Tobacco User	18	453.96	465.31
16322PA0040046	Rating Area 6	Tobacco User/Non-Tobacco User	19	467.88	479.58
16322PA0040046	Rating Area 6	Tobacco User/Non-Tobacco User	20	482.30	494.36
16322PA0040046	Rating Area 6	Tobacco User/Non-Tobacco User	21	497.22	509.65
16322PA0040046	Rating Area 6	Tobacco User/Non-Tobacco User	22	497.22	509.65
16322PA0040046	Rating Area 6	Tobacco User/Non-Tobacco User	23	497.22	509.65
16322PA0040046	Rating Area 6	Tobacco User/Non-Tobacco User	24	497.22	509.65
16322PA0040046	Rating Area 6	Tobacco User/Non-Tobacco User	25	499.21	511.69
16322PA0040046	Rating Area 6	Tobacco User/Non-Tobacco User	26	509.15	521.88
16322PA0040046	Rating Area 6	Tobacco User/Non-Tobacco User	27	521.09	534.11
16322PA0040046	Rating Area 6	Tobacco User/Non-Tobacco User	28	540.48	553.99
16322PA0040046	Rating Area 6	Tobacco User/Non-Tobacco User	29	556.39	570.30
16322PA0040046	Rating Area 6	Tobacco User/Non-Tobacco User	30	564.34	578.45
16322PA0040046	Rating Area 6	Tobacco User/Non-Tobacco User	31	576.28	590.68
16322PA0040046	Rating Area 6	Tobacco User/Non-Tobacco User	32	588.21	602.92
16322PA0040046	Rating Area 6	Tobacco User/Non-Tobacco User	33	595.67	610.56
16322PA0040046	Rating Area 6	Tobacco User/Non-Tobacco User	34	603.63	618.72
16322PA0040046	Rating Area 6	Tobacco User/Non-Tobacco User	35	607.60	622.79
16322PA0040046	Rating Area 6	Tobacco User/Non-Tobacco User	36	611.58	626.87
16322PA0040046	Rating Area 6	Tobacco User/Non-Tobacco User	37	615.56	630.95
16322PA0040046	Rating Area 6	Tobacco User/Non-Tobacco User	38	619.54	635.02
16322PA0040046	Rating Area 6	Tobacco User/Non-Tobacco User	39	627.49	643.18
16322PA0040046	Rating Area 6	Tobacco User/Non-Tobacco User	40	635.45	651.33
16322PA0040046	Rating Area 6	Tobacco User/Non-Tobacco User	41	647.38	663.56
16322PA0040046	Rating Area 6	Tobacco User/Non-Tobacco User	42	658.82	675.29
16322PA0040046	Rating Area 6	Tobacco User/Non-Tobacco User	43	674.73	691.60
16322PA0040046	Rating Area 6	Tobacco User/Non-Tobacco User	44	694.62	711.98
16322PA0040046	Rating Area 6	Tobacco User/Non-Tobacco User	45	717.99	735.94
16322PA0040046	Rating Area 6	Tobacco User/Non-Tobacco User	46	745.83	764.48
16322PA0040046	Rating Area 6	Tobacco User/Non-Tobacco User	47	777.15	796.58
16322PA0040046	Rating Area 6	Tobacco User/Non-Tobacco User	48	812.95	833.28

16322PA0040046	Rating Area 6	Tobacco User/Non-Tobacco User	49	848.26	869.46
16322PA0040046	Rating Area 6	Tobacco User/Non-Tobacco User	50	888.03	910.24
16322PA0040046	Rating Area 6	Tobacco User/Non-Tobacco User	51	927.32	950.50
16322PA0040046	Rating Area 6	Tobacco User/Non-Tobacco User	52	970.57	994.84
16322PA0040046	Rating Area 6	Tobacco User/Non-Tobacco User	53	1014.33	1039.69
16322PA0040046	Rating Area 6	Tobacco User/Non-Tobacco User	54	1061.56	1088.10
16322PA0040046	Rating Area 6	Tobacco User/Non-Tobacco User	55	1108.80	1136.52
16322PA0040046	Rating Area 6	Tobacco User/Non-Tobacco User	56	1160.01	1189.01
16322PA0040046	Rating Area 6	Tobacco User/Non-Tobacco User	57	1211.73	1242.02
16322PA0040046	Rating Area 6	Tobacco User/Non-Tobacco User	58	1266.92	1298.59
16322PA0040046	Rating Area 6	Tobacco User/Non-Tobacco User	59	1294.26	1326.62
16322PA0040046	Rating Area 6	Tobacco User/Non-Tobacco User	60	1349.46	1383.19
16322PA0040046	Rating Area 6	Tobacco User/Non-Tobacco User	61	1397.19	1432.12
16322PA0040046	Rating Area 6	Tobacco User/Non-Tobacco User	62	1428.51	1464.23
16322PA0040046	Rating Area 6	Tobacco User/Non-Tobacco User	63	1467.79	1504.49
16322PA0040046	Rating Area 6	Tobacco User/Non-Tobacco User	64 and over	1491.66	1528.95
16322PA0040046	Rating Area 7	Tobacco User/Non-Tobacco User	0-14	385.76	385.76
16322PA0040046	Rating Area 7	Tobacco User/Non-Tobacco User	15	420.05	420.05
16322PA0040046	Rating Area 7	Tobacco User/Non-Tobacco User	16	433.16	433.16
16322PA0040046	Rating Area 7	Tobacco User/Non-Tobacco User	17	446.27	446.27
16322PA0040046	Rating Area 7	Tobacco User/Non-Tobacco User	18	460.39	471.90
16322PA0040046	Rating Area 7	Tobacco User/Non-Tobacco User	19	474.51	486.37
16322PA0040046	Rating Area 7	Tobacco User/Non-Tobacco User	20	489.13	501.36
16322PA0040046	Rating Area 7	Tobacco User/Non-Tobacco User	21	504.26	516.87
16322PA0040046	Rating Area 7	Tobacco User/Non-Tobacco User	22	504.26	516.87
16322PA0040046	Rating Area 7	Tobacco User/Non-Tobacco User	23	504.26	516.87
16322PA0040046	Rating Area 7	Tobacco User/Non-Tobacco User	24	504.26	516.87
16322PA0040046	Rating Area 7	Tobacco User/Non-Tobacco User	25	506.28	518.93
16322PA0040046	Rating Area 7	Tobacco User/Non-Tobacco User	26	516.36	529.27
16322PA0040046	Rating Area 7	Tobacco User/Non-Tobacco User	27	528.46	541.68
16322PA0040046	Rating Area 7	Tobacco User/Non-Tobacco User	28	548.13	561.83
16322PA0040046	Rating Area 7	Tobacco User/Non-Tobacco User	29	564.27	578.37
16322PA0040046	Rating Area 7	Tobacco User/Non-Tobacco User	30	572.34	586.64
16322PA0040046	Rating Area 7	Tobacco User/Non-Tobacco User	31	584.44	599.05
16322PA0040046	Rating Area 7	Tobacco User/Non-Tobacco User	32	596.54	611.45
16322PA0040046	Rating Area 7	Tobacco User/Non-Tobacco User	33	604.10	619.21
16322PA0040046	Rating Area 7	Tobacco User/Non-Tobacco User	34	612.17	627.48
16322PA0040046	Rating Area 7	Tobacco User/Non-Tobacco User	35	616.21	631.61
16322PA0040046	Rating Area 7	Tobacco User/Non-Tobacco User	36	620.24	635.75
16322PA0040046	Rating Area 7	Tobacco User/Non-Tobacco User	37	624.27	639.88
16322PA0040046	Rating Area 7	Tobacco User/Non-Tobacco User	38	628.31	644.02
16322PA0040046	Rating Area 7	Tobacco User/Non-Tobacco User	39	636.38	652.29
16322PA0040046	Rating Area 7	Tobacco User/Non-Tobacco User	40	644.44	660.56
16322PA0040046	Rating Area 7	Tobacco User/Non-Tobacco User	41	656.55	672.96
16322PA0040046	Rating Area 7	Tobacco User/Non-Tobacco User	42	668.14	684.85
16322PA0040046	Rating Area 7	Tobacco User/Non-Tobacco User	43	684.28	701.39
16322PA0040046	Rating Area 7	Tobacco User/Non-Tobacco User	44	704.45	722.06
16322PA0040046	Rating Area 7	Tobacco User/Non-Tobacco User	45	728.15	746.36
16322PA0040046	Rating Area 7	Tobacco User/Non-Tobacco User	46	756.39	775.30
16322PA0040046	Rating Area 7	Tobacco User/Non-Tobacco User	47	788.16	807.86
16322PA0040046	Rating Area 7	Tobacco User/Non-Tobacco User	48	824.47	845.08
16322PA0040046	Rating Area 7	Tobacco User/Non-Tobacco User	49	860.27	881.77
16322PA0040046	Rating Area 7	Tobacco User/Non-Tobacco User	50	900.61	923.12
16322PA0040046	Rating Area 7	Tobacco User/Non-Tobacco User	51	940.44	963.96
16322PA0040046	Rating Area 7	Tobacco User/Non-Tobacco User	52	984.32	1008.82
16322PA0040046	Rating Area 7	Tobacco User/Non-Tobacco User	53	1028.69	1054.41
16322PA0040046	Rating Area 7	Tobacco User/Non-Tobacco User	54	1076.60	1103.51
16322PA0040046	Rating Area 7	Tobacco User/Non-Tobacco User	55	1124.50	1152.61
16322PA0040046	Rating Area 7	Tobacco User/Non-Tobacco User	56	1176.44	1205.85
16322PA0040046	Rating Area 7	Tobacco User/Non-Tobacco User	57	1228.88	1259.60
16322PA0040046	Rating Area 7	Tobacco User/Non-Tobacco User	58	1284.85	1316.98
16322PA0040046	Rating Area 7	Tobacco User/Non-Tobacco User	59	1312.59	1345.40
16322PA0040046	Rating Area 7	Tobacco User/Non-Tobacco User	60	1368.56	1402.78
16322PA0040046	Rating Area 7	Tobacco User/Non-Tobacco User	61	1416.97	1452.39
16322PA0040046	Rating Area 7	Tobacco User/Non-Tobacco User	62	1448.74	1484.96
16322PA0040046	Rating Area 7	Tobacco User/Non-Tobacco User	63	1488.58	1525.79
16322PA0040046	Rating Area 7	Tobacco User/Non-Tobacco User	64 and over	1512.78	1550.60
16322PA0050029	Rating Area 4	Tobacco User/Non-Tobacco User	0-14	211.22	211.22
16322PA0050029	Rating Area 4	Tobacco User/Non-Tobacco User	15	230.00	230.00
16322PA0050029	Rating Area 4	Tobacco User/Non-Tobacco User	16	237.18	237.18
16322PA0050029	Rating Area 4	Tobacco User/Non-Tobacco User	17	244.36	244.36
16322PA0050029	Rating Area 4	Tobacco User/Non-Tobacco User	18	252.09	258.39
16322PA0050029	Rating Area 4	Tobacco User/Non-Tobacco User	19	259.82	266.31
16322PA0050029	Rating Area 4	Tobacco User/Non-Tobacco User	20	267.83	274.52
16322PA0050029	Rating Area 4	Tobacco User/Non-Tobacco User	21	276.11	283.01
16322PA0050029	Rating Area 4	Tobacco User/Non-Tobacco User	22	276.11	283.01
16322PA0050029	Rating Area 4	Tobacco User/Non-Tobacco User	23	276.11	283.01
16322PA0050029	Rating Area 4	Tobacco User/Non-Tobacco User	24	276.11	283.01
16322PA0050029	Rating Area 4	Tobacco User/Non-Tobacco User	25	277.21	284.14
16322PA0050029	Rating Area 4	Tobacco User/Non-Tobacco User	26	282.74	289.81
16322PA0050029	Rating Area 4	Tobacco User/Non-Tobacco User	27	289.36	296.60
16322PA0050029	Rating Area 4	Tobacco User/Non-Tobacco User	28	300.13	307.63
16322PA0050029	Rating Area 4	Tobacco User/Non-Tobacco User	29	308.97	316.69
16322PA0050029	Rating Area 4	Tobacco User/Non-Tobacco User	30	313.38	321.22
16322PA0050029	Rating Area 4	Tobacco User/Non-Tobacco User	31	320.01	328.01
16322PA0050029	Rating Area 4	Tobacco User/Non-Tobacco User	32	326.64	334.80
16322PA0050029	Rating Area 4	Tobacco User/Non-Tobacco User	33	330.78	339.05
16322PA0050029	Rating Area 4	Tobacco User/Non-Tobacco User	34	335.20	343.58
16322PA0050029	Rating Area 4	Tobacco User/Non-Tobacco User	35	337.41	345.84
16322PA0050029	Rating Area 4	Tobacco User/Non-Tobacco User	36	339.62	348.11
16322PA0050029	Rating Area 4	Tobacco User/Non-Tobacco User	37	341.82	350.37
16322PA0050029	Rating Area 4	Tobacco User/Non-Tobacco User	38	344.03	352.63
16322PA0050029	Rating Area 4	Tobacco User/Non-Tobacco User	39	348.45	357.16
16322PA0050029	Rating Area 4	Tobacco User/Non-Tobacco User	40	352.87	361.69
16322PA0050029	Rating Area 4	Tobacco User/Non-Tobacco User	41	359.50	368.48
16322PA0050029	Rating Area 4	Tobacco User/Non-Tobacco User	42	365.85	374.99
16322PA0050029	Rating Area 4	Tobacco User/Non-Tobacco User	43	374.68	384.05
16322PA0050029	Rating Area 4	Tobacco User/Non-Tobacco User	44	385.73	395.37
16322PA0050029	Rating Area 4	Tobacco User/Non-Tobacco User	45	398.70	408.67
16322PA0050029	Rating Area 4	Tobacco User/Non-Tobacco User	46	414.17	424.52
16322PA0050029	Rating Area 4	Tobacco User/Non-Tobacco User	47	431.56	442.35
16322PA0050029	Rating Area 4	Tobacco User/Non-Tobacco User	48	451.44	462.73
16322PA0050029	Rating Area 4	Tobacco User/Non-Tobacco User	49	471.04	482.82
16322PA0050029	Rating Area 4	Tobacco User/Non-Tobacco User	50	493.13	505.46
16322PA0050029	Rating Area 4	Tobacco User/Non-Tobacco User	51	514.95	527.82

16322PA0050029	Rating Area 4	Tobacco User/Non-Tobacco User	52	538.97	552.44
16322PA0050029	Rating Area 4	Tobacco User/Non-Tobacco User	53	563.26	577.35
16322PA0050029	Rating Area 4	Tobacco User/Non-Tobacco User	54	589.49	604.23
16322PA0050029	Rating Area 4	Tobacco User/Non-Tobacco User	55	615.73	631.12
16322PA0050029	Rating Area 4	Tobacco User/Non-Tobacco User	56	644.16	660.27
16322PA0050029	Rating Area 4	Tobacco User/Non-Tobacco User	57	672.88	689.70
16322PA0050029	Rating Area 4	Tobacco User/Non-Tobacco User	58	703.53	721.12
16322PA0050029	Rating Area 4	Tobacco User/Non-Tobacco User	59	718.71	736.68
16322PA0050029	Rating Area 4	Tobacco User/Non-Tobacco User	60	749.36	768.10
16322PA0050029	Rating Area 4	Tobacco User/Non-Tobacco User	61	775.87	795.27
16322PA0050029	Rating Area 4	Tobacco User/Non-Tobacco User	62	793.26	813.10
16322PA0050029	Rating Area 4	Tobacco User/Non-Tobacco User	63	815.08	835.45
16322PA0050029	Rating Area 4	Tobacco User/Non-Tobacco User	64 and over	828.33	849.04
16322PA0050030	Rating Area 4	Tobacco User/Non-Tobacco User	0-14	211.35	211.35
16322PA0050030	Rating Area 4	Tobacco User/Non-Tobacco User	15	230.13	230.13
16322PA0050030	Rating Area 4	Tobacco User/Non-Tobacco User	16	237.32	237.32
16322PA0050030	Rating Area 4	Tobacco User/Non-Tobacco User	17	244.50	244.50
16322PA0050030	Rating Area 4	Tobacco User/Non-Tobacco User	18	252.23	258.54
16322PA0050030	Rating Area 4	Tobacco User/Non-Tobacco User	19	259.97	266.47
16322PA0050030	Rating Area 4	Tobacco User/Non-Tobacco User	20	267.98	274.68
16322PA0050030	Rating Area 4	Tobacco User/Non-Tobacco User	21	276.27	283.18
16322PA0050030	Rating Area 4	Tobacco User/Non-Tobacco User	22	276.27	283.18
16322PA0050030	Rating Area 4	Tobacco User/Non-Tobacco User	23	276.27	283.18
16322PA0050030	Rating Area 4	Tobacco User/Non-Tobacco User	24	276.27	283.18
16322PA0050030	Rating Area 4	Tobacco User/Non-Tobacco User	25	277.38	284.31
16322PA0050030	Rating Area 4	Tobacco User/Non-Tobacco User	26	282.90	289.97
16322PA0050030	Rating Area 4	Tobacco User/Non-Tobacco User	27	289.53	296.77
16322PA0050030	Rating Area 4	Tobacco User/Non-Tobacco User	28	300.31	307.81
16322PA0050030	Rating Area 4	Tobacco User/Non-Tobacco User	29	309.15	316.87
16322PA0050030	Rating Area 4	Tobacco User/Non-Tobacco User	30	313.57	321.41
16322PA0050030	Rating Area 4	Tobacco User/Non-Tobacco User	31	320.20	328.20
16322PA0050030	Rating Area 4	Tobacco User/Non-Tobacco User	32	326.83	335.00
16322PA0050030	Rating Area 4	Tobacco User/Non-Tobacco User	33	330.97	339.25
16322PA0050030	Rating Area 4	Tobacco User/Non-Tobacco User	34	335.39	343.78
16322PA0050030	Rating Area 4	Tobacco User/Non-Tobacco User	35	337.60	346.04
16322PA0050030	Rating Area 4	Tobacco User/Non-Tobacco User	36	339.81	348.31
16322PA0050030	Rating Area 4	Tobacco User/Non-Tobacco User	37	342.02	350.57
16322PA0050030	Rating Area 4	Tobacco User/Non-Tobacco User	38	344.23	352.84
16322PA0050030	Rating Area 4	Tobacco User/Non-Tobacco User	39	348.65	357.37
16322PA0050030	Rating Area 4	Tobacco User/Non-Tobacco User	40	353.07	361.90
16322PA0050030	Rating Area 4	Tobacco User/Non-Tobacco User	41	359.70	368.70
16322PA0050030	Rating Area 4	Tobacco User/Non-Tobacco User	42	366.06	375.21
16322PA0050030	Rating Area 4	Tobacco User/Non-Tobacco User	43	374.90	384.27
16322PA0050030	Rating Area 4	Tobacco User/Non-Tobacco User	44	385.95	395.60
16322PA0050030	Rating Area 4	Tobacco User/Non-Tobacco User	45	398.93	408.91
16322PA0050030	Rating Area 4	Tobacco User/Non-Tobacco User	46	414.41	424.77
16322PA0050030	Rating Area 4	Tobacco User/Non-Tobacco User	47	431.81	442.61
16322PA0050030	Rating Area 4	Tobacco User/Non-Tobacco User	48	451.70	462.99
16322PA0050030	Rating Area 4	Tobacco User/Non-Tobacco User	49	471.32	483.10
16322PA0050030	Rating Area 4	Tobacco User/Non-Tobacco User	50	493.42	505.75
16322PA0050030	Rating Area 4	Tobacco User/Non-Tobacco User	51	515.24	528.12
16322PA0050030	Rating Area 4	Tobacco User/Non-Tobacco User	52	539.28	552.76
16322PA0050030	Rating Area 4	Tobacco User/Non-Tobacco User	53	563.59	577.88
16322PA0050030	Rating Area 4	Tobacco User/Non-Tobacco User	54	589.84	604.58
16322PA0050030	Rating Area 4	Tobacco User/Non-Tobacco User	55	616.08	631.48
16322PA0050030	Rating Area 4	Tobacco User/Non-Tobacco User	56	644.54	660.65
16322PA0050030	Rating Area 4	Tobacco User/Non-Tobacco User	57	673.27	690.10
16322PA0050030	Rating Area 4	Tobacco User/Non-Tobacco User	58	703.94	721.53
16322PA0050030	Rating Area 4	Tobacco User/Non-Tobacco User	59	719.13	737.11
16322PA0050030	Rating Area 4	Tobacco User/Non-Tobacco User	60	749.80	768.54
16322PA0050030	Rating Area 4	Tobacco User/Non-Tobacco User	61	776.32	795.73
16322PA0050030	Rating Area 4	Tobacco User/Non-Tobacco User	62	793.72	813.57
16322PA0050030	Rating Area 4	Tobacco User/Non-Tobacco User	63	815.55	835.94
16322PA0050030	Rating Area 4	Tobacco User/Non-Tobacco User	64 and over	828.81	849.53
16322PA0050031	Rating Area 4	Tobacco User/Non-Tobacco User	0-14	207.87	207.87
16322PA0050031	Rating Area 4	Tobacco User/Non-Tobacco User	15	226.35	226.35
16322PA0050031	Rating Area 4	Tobacco User/Non-Tobacco User	16	233.42	233.42
16322PA0050031	Rating Area 4	Tobacco User/Non-Tobacco User	17	240.48	240.48
16322PA0050031	Rating Area 4	Tobacco User/Non-Tobacco User	18	248.09	254.29
16322PA0050031	Rating Area 4	Tobacco User/Non-Tobacco User	19	255.70	262.09
16322PA0050031	Rating Area 4	Tobacco User/Non-Tobacco User	20	263.58	270.17
16322PA0050031	Rating Area 4	Tobacco User/Non-Tobacco User	21	271.73	278.52
16322PA0050031	Rating Area 4	Tobacco User/Non-Tobacco User	22	271.73	278.52
16322PA0050031	Rating Area 4	Tobacco User/Non-Tobacco User	23	271.73	278.52
16322PA0050031	Rating Area 4	Tobacco User/Non-Tobacco User	24	271.73	278.52
16322PA0050031	Rating Area 4	Tobacco User/Non-Tobacco User	25	272.82	279.64
16322PA0050031	Rating Area 4	Tobacco User/Non-Tobacco User	26	278.25	285.21
16322PA0050031	Rating Area 4	Tobacco User/Non-Tobacco User	27	284.77	291.89
16322PA0050031	Rating Area 4	Tobacco User/Non-Tobacco User	28	295.37	302.75
16322PA0050031	Rating Area 4	Tobacco User/Non-Tobacco User	29	304.07	311.67
16322PA0050031	Rating Area 4	Tobacco User/Non-Tobacco User	30	308.41	316.12
16322PA0050031	Rating Area 4	Tobacco User/Non-Tobacco User	31	314.94	322.81
16322PA0050031	Rating Area 4	Tobacco User/Non-Tobacco User	32	321.46	329.49
16322PA0050031	Rating Area 4	Tobacco User/Non-Tobacco User	33	325.53	333.67
16322PA0050031	Rating Area 4	Tobacco User/Non-Tobacco User	34	329.88	338.13
16322PA0050031	Rating Area 4	Tobacco User/Non-Tobacco User	35	332.05	340.36
16322PA0050031	Rating Area 4	Tobacco User/Non-Tobacco User	36	334.23	342.58
16322PA0050031	Rating Area 4	Tobacco User/Non-Tobacco User	37	336.40	344.81
16322PA0050031	Rating Area 4	Tobacco User/Non-Tobacco User	38	338.58	347.04
16322PA0050031	Rating Area 4	Tobacco User/Non-Tobacco User	39	342.92	351.50
16322PA0050031	Rating Area 4	Tobacco User/Non-Tobacco User	40	347.27	355.95
16322PA0050031	Rating Area 4	Tobacco User/Non-Tobacco User	41	353.79	362.64
16322PA0050031	Rating Area 4	Tobacco User/Non-Tobacco User	42	360.04	369.04
16322PA0050031	Rating Area 4	Tobacco User/Non-Tobacco User	43	368.74	377.96
16322PA0050031	Rating Area 4	Tobacco User/Non-Tobacco User	44	379.61	389.10
16322PA0050031	Rating Area 4	Tobacco User/Non-Tobacco User	45	392.38	402.19
16322PA0050031	Rating Area 4	Tobacco User/Non-Tobacco User	46	407.60	417.78
16322PA0050031	Rating Area 4	Tobacco User/Non-Tobacco User	47	424.71	435.33
16322PA0050031	Rating Area 4	Tobacco User/Non-Tobacco User	48	444.28	455.39
16322PA0050031	Rating Area 4	Tobacco User/Non-Tobacco User	49	463.57	475.16
16322PA0050031	Rating Area 4	Tobacco User/Non-Tobacco User	50	485.31	497.44
16322PA0050031	Rating Area 4	Tobacco User/Non-Tobacco User	51	506.78	519.45
16322PA0050031	Rating Area 4	Tobacco User/Non-Tobacco User	52	530.42	543.68
16322PA0050031	Rating Area 4	Tobacco User/Non-Tobacco User	53	554.33	568.19
16322PA0050031	Rating Area 4	Tobacco User/Non-Tobacco User	54	580.14	594.65

16322PA0050031	Rating Area 4	Tobacco User/Non-Tobacco User	55	605.96	621.11
16322PA0050031	Rating Area 4	Tobacco User/Non-Tobacco User	56	633.95	649.79
16322PA0050031	Rating Area 4	Tobacco User/Non-Tobacco User	57	662.21	678.76
16322PA0050031	Rating Area 4	Tobacco User/Non-Tobacco User	58	692.37	709.68
16322PA0050031	Rating Area 4	Tobacco User/Non-Tobacco User	59	707.31	725.00
16322PA0050031	Rating Area 4	Tobacco User/Non-Tobacco User	60	737.48	755.91
16322PA0050031	Rating Area 4	Tobacco User/Non-Tobacco User	61	763.56	782.65
16322PA0050031	Rating Area 4	Tobacco User/Non-Tobacco User	62	780.68	800.20
16322PA0050031	Rating Area 4	Tobacco User/Non-Tobacco User	63	802.15	822.20
16322PA0050031	Rating Area 4	Tobacco User/Non-Tobacco User	64 and over	815.19	835.57
16322PA0050033	Rating Area 4	Tobacco User/Non-Tobacco User	0-14	224.13	224.13
16322PA0050033	Rating Area 4	Tobacco User/Non-Tobacco User	15	244.05	244.05
16322PA0050033	Rating Area 4	Tobacco User/Non-Tobacco User	16	251.67	251.67
16322PA0050033	Rating Area 4	Tobacco User/Non-Tobacco User	17	259.29	259.29
16322PA0050033	Rating Area 4	Tobacco User/Non-Tobacco User	18	267.49	274.18
16322PA0050033	Rating Area 4	Tobacco User/Non-Tobacco User	19	275.69	282.59
16322PA0050033	Rating Area 4	Tobacco User/Non-Tobacco User	20	284.19	291.30
16322PA0050033	Rating Area 4	Tobacco User/Non-Tobacco User	21	292.98	300.30
16322PA0050033	Rating Area 4	Tobacco User/Non-Tobacco User	22	292.98	300.30
16322PA0050033	Rating Area 4	Tobacco User/Non-Tobacco User	23	292.98	300.30
16322PA0050033	Rating Area 4	Tobacco User/Non-Tobacco User	24	292.98	300.30
16322PA0050033	Rating Area 4	Tobacco User/Non-Tobacco User	25	294.15	301.51
16322PA0050033	Rating Area 4	Tobacco User/Non-Tobacco User	26	300.01	307.51
16322PA0050033	Rating Area 4	Tobacco User/Non-Tobacco User	27	307.04	314.72
16322PA0050033	Rating Area 4	Tobacco User/Non-Tobacco User	28	318.47	326.43
16322PA0050033	Rating Area 4	Tobacco User/Non-Tobacco User	29	327.84	336.04
16322PA0050033	Rating Area 4	Tobacco User/Non-Tobacco User	30	332.53	340.85
16322PA0050033	Rating Area 4	Tobacco User/Non-Tobacco User	31	339.56	348.05
16322PA0050033	Rating Area 4	Tobacco User/Non-Tobacco User	32	346.60	355.26
16322PA0050033	Rating Area 4	Tobacco User/Non-Tobacco User	33	350.99	359.76
16322PA0050033	Rating Area 4	Tobacco User/Non-Tobacco User	34	355.68	364.57
16322PA0050033	Rating Area 4	Tobacco User/Non-Tobacco User	35	358.02	366.97
16322PA0050033	Rating Area 4	Tobacco User/Non-Tobacco User	36	360.37	369.37
16322PA0050033	Rating Area 4	Tobacco User/Non-Tobacco User	37	362.71	371.78
16322PA0050033	Rating Area 4	Tobacco User/Non-Tobacco User	38	365.05	374.18
16322PA0050033	Rating Area 4	Tobacco User/Non-Tobacco User	39	369.74	378.98
16322PA0050033	Rating Area 4	Tobacco User/Non-Tobacco User	40	374.43	383.79
16322PA0050033	Rating Area 4	Tobacco User/Non-Tobacco User	41	381.46	391.00
16322PA0050033	Rating Area 4	Tobacco User/Non-Tobacco User	42	388.20	397.90
16322PA0050033	Rating Area 4	Tobacco User/Non-Tobacco User	43	397.57	407.51
16322PA0050033	Rating Area 4	Tobacco User/Non-Tobacco User	44	409.29	419.53
16322PA0050033	Rating Area 4	Tobacco User/Non-Tobacco User	45	423.06	433.84
16322PA0050033	Rating Area 4	Tobacco User/Non-Tobacco User	46	439.47	450.46
16322PA0050033	Rating Area 4	Tobacco User/Non-Tobacco User	47	457.93	469.38
16322PA0050033	Rating Area 4	Tobacco User/Non-Tobacco User	48	479.02	491.00
16322PA0050033	Rating Area 4	Tobacco User/Non-Tobacco User	49	499.82	512.32
16322PA0050033	Rating Area 4	Tobacco User/Non-Tobacco User	50	523.26	536.34
16322PA0050033	Rating Area 4	Tobacco User/Non-Tobacco User	51	546.41	560.07
16322PA0050033	Rating Area 4	Tobacco User/Non-Tobacco User	52	571.90	586.19
16322PA0050033	Rating Area 4	Tobacco User/Non-Tobacco User	53	597.68	612.62
16322PA0050033	Rating Area 4	Tobacco User/Non-Tobacco User	54	625.51	641.15
16322PA0050033	Rating Area 4	Tobacco User/Non-Tobacco User	55	653.35	669.68
16322PA0050033	Rating Area 4	Tobacco User/Non-Tobacco User	56	683.52	700.61
16322PA0050033	Rating Area 4	Tobacco User/Non-Tobacco User	57	713.99	731.84
16322PA0050033	Rating Area 4	Tobacco User/Non-Tobacco User	58	746.51	765.18
16322PA0050033	Rating Area 4	Tobacco User/Non-Tobacco User	59	762.63	781.69
16322PA0050033	Rating Area 4	Tobacco User/Non-Tobacco User	60	795.15	815.03
16322PA0050033	Rating Area 4	Tobacco User/Non-Tobacco User	61	823.27	843.86
16322PA0050033	Rating Area 4	Tobacco User/Non-Tobacco User	62	841.73	862.77
16322PA0050033	Rating Area 4	Tobacco User/Non-Tobacco User	63	864.88	886.50
16322PA0050033	Rating Area 4	Tobacco User/Non-Tobacco User	64 and over	878.94	900.91
16322PA0050035	Rating Area 4	Tobacco User/Non-Tobacco User	0-14	393.61	393.61
16322PA0050035	Rating Area 4	Tobacco User/Non-Tobacco User	15	428.60	428.60
16322PA0050035	Rating Area 4	Tobacco User/Non-Tobacco User	16	441.97	441.97
16322PA0050035	Rating Area 4	Tobacco User/Non-Tobacco User	17	455.35	455.35
16322PA0050035	Rating Area 4	Tobacco User/Non-Tobacco User	18	469.76	481.50
16322PA0050035	Rating Area 4	Tobacco User/Non-Tobacco User	19	484.16	496.27
16322PA0050035	Rating Area 4	Tobacco User/Non-Tobacco User	20	499.08	511.56
16322PA0050035	Rating Area 4	Tobacco User/Non-Tobacco User	21	514.52	527.38
16322PA0050035	Rating Area 4	Tobacco User/Non-Tobacco User	22	514.52	527.38
16322PA0050035	Rating Area 4	Tobacco User/Non-Tobacco User	23	514.52	527.38
16322PA0050035	Rating Area 4	Tobacco User/Non-Tobacco User	24	514.52	527.38
16322PA0050035	Rating Area 4	Tobacco User/Non-Tobacco User	25	516.58	529.49
16322PA0050035	Rating Area 4	Tobacco User/Non-Tobacco User	26	526.87	540.04
16322PA0050035	Rating Area 4	Tobacco User/Non-Tobacco User	27	539.22	552.70
16322PA0050035	Rating Area 4	Tobacco User/Non-Tobacco User	28	559.28	573.27
16322PA0050035	Rating Area 4	Tobacco User/Non-Tobacco User	29	575.75	590.14
16322PA0050035	Rating Area 4	Tobacco User/Non-Tobacco User	30	583.98	598.58
16322PA0050035	Rating Area 4	Tobacco User/Non-Tobacco User	31	596.33	611.24
16322PA0050035	Rating Area 4	Tobacco User/Non-Tobacco User	32	608.68	623.89
16322PA0050035	Rating Area 4	Tobacco User/Non-Tobacco User	33	616.39	631.80
16322PA0050035	Rating Area 4	Tobacco User/Non-Tobacco User	34	624.63	640.24
16322PA0050035	Rating Area 4	Tobacco User/Non-Tobacco User	35	628.74	644.46
16322PA0050035	Rating Area 4	Tobacco User/Non-Tobacco User	36	632.86	648.68
16322PA0050035	Rating Area 4	Tobacco User/Non-Tobacco User	37	636.98	652.90
16322PA0050035	Rating Area 4	Tobacco User/Non-Tobacco User	38	641.09	657.12
16322PA0050035	Rating Area 4	Tobacco User/Non-Tobacco User	39	649.32	665.56
16322PA0050035	Rating Area 4	Tobacco User/Non-Tobacco User	40	657.56	674.00
16322PA0050035	Rating Area 4	Tobacco User/Non-Tobacco User	41	669.91	686.65
16322PA0050035	Rating Area 4	Tobacco User/Non-Tobacco User	42	681.74	698.78
16322PA0050035	Rating Area 4	Tobacco User/Non-Tobacco User	43	698.20	715.66
16322PA0050035	Rating Area 4	Tobacco User/Non-Tobacco User	44	718.78	736.75
16322PA0050035	Rating Area 4	Tobacco User/Non-Tobacco User	45	742.97	761.54
16322PA0050035	Rating Area 4	Tobacco User/Non-Tobacco User	46	771.78	791.07
16322PA0050035	Rating Area 4	Tobacco User/Non-Tobacco User	47	804.19	824.30
16322PA0050035	Rating Area 4	Tobacco User/Non-Tobacco User	48	841.24	862.27
16322PA0050035	Rating Area 4	Tobacco User/Non-Tobacco User	49	877.77	899.72
16322PA0050035	Rating Area 4	Tobacco User/Non-Tobacco User	50	918.93	941.91
16322PA0050035	Rating Area 4	Tobacco User/Non-Tobacco User	51	959.58	983.57
16322PA0050035	Rating Area 4	Tobacco User/Non-Tobacco User	52	1004.34	1029.45
16322PA0050035	Rating Area 4	Tobacco User/Non-Tobacco User	53	1049.62	1075.86
16322PA0050035	Rating Area 4	Tobacco User/Non-Tobacco User	54	1098.50	1125.96
16322PA0050035	Rating Area 4	Tobacco User/Non-Tobacco User	55	1147.38	1176.06
16322PA0050035	Rating Area 4	Tobacco User/Non-Tobacco User	56	1200.38	1230.38
16322PA0050035	Rating Area 4	Tobacco User/Non-Tobacco User	57	1253.89	1285.23

16322PA0050035	Rating Area 4	Tobacco User/Non-Tobacco User	58	1311.00	1343.77
16322PA0050035	Rating Area 4	Tobacco User/Non-Tobacco User	59	1339.30	1372.78
16322PA0050035	Rating Area 4	Tobacco User/Non-Tobacco User	60	1396.41	1431.32
16322PA0050035	Rating Area 4	Tobacco User/Non-Tobacco User	61	1445.80	1481.95
16322PA0050035	Rating Area 4	Tobacco User/Non-Tobacco User	62	1478.22	1515.17
16322PA0050035	Rating Area 4	Tobacco User/Non-Tobacco User	63	1518.86	1556.83
16322PA0050035	Rating Area 4	Tobacco User/Non-Tobacco User	64 and over	1543.56	1582.15
16322PA0050100	Rating Area 1	Tobacco User/Non-Tobacco User	0-14	152.86	152.86
16322PA0050100	Rating Area 1	Tobacco User/Non-Tobacco User	15	166.45	166.45
16322PA0050100	Rating Area 1	Tobacco User/Non-Tobacco User	16	171.65	171.65
16322PA0050100	Rating Area 1	Tobacco User/Non-Tobacco User	17	176.84	176.84
16322PA0050100	Rating Area 1	Tobacco User/Non-Tobacco User	18	182.44	187.00
16322PA0050100	Rating Area 1	Tobacco User/Non-Tobacco User	19	188.03	192.73
16322PA0050100	Rating Area 1	Tobacco User/Non-Tobacco User	20	193.83	198.67
16322PA0050100	Rating Area 1	Tobacco User/Non-Tobacco User	21	199.82	204.82
16322PA0050100	Rating Area 1	Tobacco User/Non-Tobacco User	22	199.82	204.82
16322PA0050100	Rating Area 1	Tobacco User/Non-Tobacco User	23	199.82	204.82
16322PA0050100	Rating Area 1	Tobacco User/Non-Tobacco User	24	199.82	204.82
16322PA0050100	Rating Area 1	Tobacco User/Non-Tobacco User	25	200.62	205.63
16322PA0050100	Rating Area 1	Tobacco User/Non-Tobacco User	26	204.62	209.73
16322PA0050100	Rating Area 1	Tobacco User/Non-Tobacco User	27	209.41	214.65
16322PA0050100	Rating Area 1	Tobacco User/Non-Tobacco User	28	217.20	222.63
16322PA0050100	Rating Area 1	Tobacco User/Non-Tobacco User	29	223.60	229.19
16322PA0050100	Rating Area 1	Tobacco User/Non-Tobacco User	30	226.80	232.47
16322PA0050100	Rating Area 1	Tobacco User/Non-Tobacco User	31	231.59	237.38
16322PA0050100	Rating Area 1	Tobacco User/Non-Tobacco User	32	236.39	242.30
16322PA0050100	Rating Area 1	Tobacco User/Non-Tobacco User	33	239.38	245.37
16322PA0050100	Rating Area 1	Tobacco User/Non-Tobacco User	34	242.58	248.65
16322PA0050100	Rating Area 1	Tobacco User/Non-Tobacco User	35	244.18	250.28
16322PA0050100	Rating Area 1	Tobacco User/Non-Tobacco User	36	245.78	251.92
16322PA0050100	Rating Area 1	Tobacco User/Non-Tobacco User	37	247.38	253.56
16322PA0050100	Rating Area 1	Tobacco User/Non-Tobacco User	38	248.98	255.20
16322PA0050100	Rating Area 1	Tobacco User/Non-Tobacco User	39	252.17	258.48
16322PA0050100	Rating Area 1	Tobacco User/Non-Tobacco User	40	255.37	261.75
16322PA0050100	Rating Area 1	Tobacco User/Non-Tobacco User	41	260.17	266.67
16322PA0050100	Rating Area 1	Tobacco User/Non-Tobacco User	42	264.76	271.38
16322PA0050100	Rating Area 1	Tobacco User/Non-Tobacco User	43	271.16	277.93
16322PA0050100	Rating Area 1	Tobacco User/Non-Tobacco User	44	279.15	286.13
16322PA0050100	Rating Area 1	Tobacco User/Non-Tobacco User	45	288.54	295.75
16322PA0050100	Rating Area 1	Tobacco User/Non-Tobacco User	46	299.73	307.22
16322PA0050100	Rating Area 1	Tobacco User/Non-Tobacco User	47	312.32	320.13
16322PA0050100	Rating Area 1	Tobacco User/Non-Tobacco User	48	326.71	334.87
16322PA0050100	Rating Area 1	Tobacco User/Non-Tobacco User	49	340.89	349.42
16322PA0050100	Rating Area 1	Tobacco User/Non-Tobacco User	50	356.88	365.80
16322PA0050100	Rating Area 1	Tobacco User/Non-Tobacco User	51	372.66	381.98
16322PA0050100	Rating Area 1	Tobacco User/Non-Tobacco User	52	390.05	399.80
16322PA0050100	Rating Area 1	Tobacco User/Non-Tobacco User	53	407.63	417.82
16322PA0050100	Rating Area 1	Tobacco User/Non-Tobacco User	54	426.62	437.28
16322PA0050100	Rating Area 1	Tobacco User/Non-Tobacco User	55	445.60	456.74
16322PA0050100	Rating Area 1	Tobacco User/Non-Tobacco User	56	466.18	477.83
16322PA0050100	Rating Area 1	Tobacco User/Non-Tobacco User	57	486.96	499.14
16322PA0050100	Rating Area 1	Tobacco User/Non-Tobacco User	58	509.14	521.87
16322PA0050100	Rating Area 1	Tobacco User/Non-Tobacco User	59	520.13	533.13
16322PA0050100	Rating Area 1	Tobacco User/Non-Tobacco User	60	542.31	555.87
16322PA0050100	Rating Area 1	Tobacco User/Non-Tobacco User	61	561.49	575.53
16322PA0050100	Rating Area 1	Tobacco User/Non-Tobacco User	62	574.08	588.43
16322PA0050100	Rating Area 1	Tobacco User/Non-Tobacco User	63	589.87	604.62
16322PA0050100	Rating Area 1	Tobacco User/Non-Tobacco User	64 and over	599.46	614.45
16322PA0050100	Rating Area 3	Tobacco User/Non-Tobacco User	0-14	192.89	192.89
16322PA0050100	Rating Area 3	Tobacco User/Non-Tobacco User	15	210.04	210.04
16322PA0050100	Rating Area 3	Tobacco User/Non-Tobacco User	16	216.60	216.60
16322PA0050100	Rating Area 3	Tobacco User/Non-Tobacco User	17	223.15	223.15
16322PA0050100	Rating Area 3	Tobacco User/Non-Tobacco User	18	230.21	235.97
16322PA0050100	Rating Area 3	Tobacco User/Non-Tobacco User	19	237.27	243.20
16322PA0050100	Rating Area 3	Tobacco User/Non-Tobacco User	20	244.59	250.70
16322PA0050100	Rating Area 3	Tobacco User/Non-Tobacco User	21	252.15	258.45
16322PA0050100	Rating Area 3	Tobacco User/Non-Tobacco User	22	252.15	258.45
16322PA0050100	Rating Area 3	Tobacco User/Non-Tobacco User	23	252.15	258.45
16322PA0050100	Rating Area 3	Tobacco User/Non-Tobacco User	24	252.15	258.45
16322PA0050100	Rating Area 3	Tobacco User/Non-Tobacco User	25	253.16	259.49
16322PA0050100	Rating Area 3	Tobacco User/Non-Tobacco User	26	258.20	264.66
16322PA0050100	Rating Area 3	Tobacco User/Non-Tobacco User	27	264.25	270.86
16322PA0050100	Rating Area 3	Tobacco User/Non-Tobacco User	28	274.09	280.94
16322PA0050100	Rating Area 3	Tobacco User/Non-Tobacco User	29	282.16	289.21
16322PA0050100	Rating Area 3	Tobacco User/Non-Tobacco User	30	286.19	293.35
16322PA0050100	Rating Area 3	Tobacco User/Non-Tobacco User	31	292.24	299.55
16322PA0050100	Rating Area 3	Tobacco User/Non-Tobacco User	32	298.29	305.75
16322PA0050100	Rating Area 3	Tobacco User/Non-Tobacco User	33	302.08	309.63
16322PA0050100	Rating Area 3	Tobacco User/Non-Tobacco User	34	306.11	313.76
16322PA0050100	Rating Area 3	Tobacco User/Non-Tobacco User	35	308.13	315.83
16322PA0050100	Rating Area 3	Tobacco User/Non-Tobacco User	36	310.14	317.90
16322PA0050100	Rating Area 3	Tobacco User/Non-Tobacco User	37	312.16	319.97
16322PA0050100	Rating Area 3	Tobacco User/Non-Tobacco User	38	314.18	322.03
16322PA0050100	Rating Area 3	Tobacco User/Non-Tobacco User	39	318.21	326.17
16322PA0050100	Rating Area 3	Tobacco User/Non-Tobacco User	40	322.25	330.30
16322PA0050100	Rating Area 3	Tobacco User/Non-Tobacco User	41	328.30	336.51
16322PA0050100	Rating Area 3	Tobacco User/Non-Tobacco User	42	334.10	342.45
16322PA0050100	Rating Area 3	Tobacco User/Non-Tobacco User	43	342.17	350.72
16322PA0050100	Rating Area 3	Tobacco User/Non-Tobacco User	44	352.25	361.06
16322PA0050100	Rating Area 3	Tobacco User/Non-Tobacco User	45	364.10	373.21
16322PA0050100	Rating Area 3	Tobacco User/Non-Tobacco User	46	378.23	387.68
16322PA0050100	Rating Area 3	Tobacco User/Non-Tobacco User	47	394.11	403.96
16322PA0050100	Rating Area 3	Tobacco User/Non-Tobacco User	48	412.27	422.57
16322PA0050100	Rating Area 3	Tobacco User/Non-Tobacco User	49	430.17	440.92
16322PA0050100	Rating Area 3	Tobacco User/Non-Tobacco User	50	450.34	461.60
16322PA0050100	Rating Area 3	Tobacco User/Non-Tobacco User	51	470.26	482.02
16322PA0050100	Rating Area 3	Tobacco User/Non-Tobacco User	52	492.20	504.50
16322PA0050100	Rating Area 3	Tobacco User/Non-Tobacco User	53	514.39	527.25
16322PA0050100	Rating Area 3	Tobacco User/Non-Tobacco User	54	538.34	551.80
16322PA0050100	Rating Area 3	Tobacco User/Non-Tobacco User	55	562.29	576.35
16322PA0050100	Rating Area 3	Tobacco User/Non-Tobacco User	56	588.27	602.97
16322PA0050100	Rating Area 3	Tobacco User/Non-Tobacco User	57	614.49	629.85
16322PA0050100	Rating Area 3	Tobacco User/Non-Tobacco User	58	642.48	658.54
16322PA0050100	Rating Area 3	Tobacco User/Non-Tobacco User	59	656.35	672.76
16322PA0050100	Rating Area 3	Tobacco User/Non-Tobacco User	60	684.34	701.44

16322PA0050100	Rating Area 3	Tobacco User/Non-Tobacco User	61	708.54	726.26
16322PA0050100	Rating Area 3	Tobacco User/Non-Tobacco User	62	724.43	742.54
16322PA0050100	Rating Area 3	Tobacco User/Non-Tobacco User	63	744.35	762.96
16322PA0050100	Rating Area 3	Tobacco User/Non-Tobacco User	64 and over	766.45	775.36
16322PA0050100	Rating Area 4	Tobacco User/Non-Tobacco User	0-14	152.86	152.86
16322PA0050100	Rating Area 4	Tobacco User/Non-Tobacco User	15	166.45	166.45
16322PA0050100	Rating Area 4	Tobacco User/Non-Tobacco User	16	171.65	171.65
16322PA0050100	Rating Area 4	Tobacco User/Non-Tobacco User	17	176.84	176.84
16322PA0050100	Rating Area 4	Tobacco User/Non-Tobacco User	18	182.44	187.00
16322PA0050100	Rating Area 4	Tobacco User/Non-Tobacco User	19	188.03	192.73
16322PA0050100	Rating Area 4	Tobacco User/Non-Tobacco User	20	193.83	198.67
16322PA0050100	Rating Area 4	Tobacco User/Non-Tobacco User	21	199.82	204.82
16322PA0050100	Rating Area 4	Tobacco User/Non-Tobacco User	22	199.82	204.82
16322PA0050100	Rating Area 4	Tobacco User/Non-Tobacco User	23	199.82	204.82
16322PA0050100	Rating Area 4	Tobacco User/Non-Tobacco User	24	199.82	204.82
16322PA0050100	Rating Area 4	Tobacco User/Non-Tobacco User	25	200.62	205.63
16322PA0050100	Rating Area 4	Tobacco User/Non-Tobacco User	26	204.62	209.73
16322PA0050100	Rating Area 4	Tobacco User/Non-Tobacco User	27	209.41	214.65
16322PA0050100	Rating Area 4	Tobacco User/Non-Tobacco User	28	217.20	222.63
16322PA0050100	Rating Area 4	Tobacco User/Non-Tobacco User	29	223.60	229.19
16322PA0050100	Rating Area 4	Tobacco User/Non-Tobacco User	30	226.80	232.47
16322PA0050100	Rating Area 4	Tobacco User/Non-Tobacco User	31	231.59	237.38
16322PA0050100	Rating Area 4	Tobacco User/Non-Tobacco User	32	236.39	242.30
16322PA0050100	Rating Area 4	Tobacco User/Non-Tobacco User	33	239.38	245.37
16322PA0050100	Rating Area 4	Tobacco User/Non-Tobacco User	34	242.58	248.65
16322PA0050100	Rating Area 4	Tobacco User/Non-Tobacco User	35	244.18	250.28
16322PA0050100	Rating Area 4	Tobacco User/Non-Tobacco User	36	245.78	251.92
16322PA0050100	Rating Area 4	Tobacco User/Non-Tobacco User	37	247.38	253.56
16322PA0050100	Rating Area 4	Tobacco User/Non-Tobacco User	38	248.98	255.20
16322PA0050100	Rating Area 4	Tobacco User/Non-Tobacco User	39	252.17	258.48
16322PA0050100	Rating Area 4	Tobacco User/Non-Tobacco User	40	255.37	261.75
16322PA0050100	Rating Area 4	Tobacco User/Non-Tobacco User	41	260.17	266.67
16322PA0050100	Rating Area 4	Tobacco User/Non-Tobacco User	42	264.76	271.38
16322PA0050100	Rating Area 4	Tobacco User/Non-Tobacco User	43	271.16	277.93
16322PA0050100	Rating Area 4	Tobacco User/Non-Tobacco User	44	279.15	286.13
16322PA0050100	Rating Area 4	Tobacco User/Non-Tobacco User	45	288.54	295.75
16322PA0050100	Rating Area 4	Tobacco User/Non-Tobacco User	46	299.73	307.22
16322PA0050100	Rating Area 4	Tobacco User/Non-Tobacco User	47	312.32	320.13
16322PA0050100	Rating Area 4	Tobacco User/Non-Tobacco User	48	326.71	334.87
16322PA0050100	Rating Area 4	Tobacco User/Non-Tobacco User	49	340.89	349.42
16322PA0050100	Rating Area 4	Tobacco User/Non-Tobacco User	50	356.88	365.80
16322PA0050100	Rating Area 4	Tobacco User/Non-Tobacco User	51	372.66	381.98
16322PA0050100	Rating Area 4	Tobacco User/Non-Tobacco User	52	390.05	399.80
16322PA0050100	Rating Area 4	Tobacco User/Non-Tobacco User	53	407.63	417.82
16322PA0050100	Rating Area 4	Tobacco User/Non-Tobacco User	54	426.62	437.28
16322PA0050100	Rating Area 4	Tobacco User/Non-Tobacco User	55	445.60	456.74
16322PA0050100	Rating Area 4	Tobacco User/Non-Tobacco User	56	466.18	477.83
16322PA0050100	Rating Area 4	Tobacco User/Non-Tobacco User	57	486.96	499.14
16322PA0050100	Rating Area 4	Tobacco User/Non-Tobacco User	58	509.14	521.87
16322PA0050100	Rating Area 4	Tobacco User/Non-Tobacco User	59	520.13	533.13
16322PA0050100	Rating Area 4	Tobacco User/Non-Tobacco User	60	542.31	555.87
16322PA0050100	Rating Area 4	Tobacco User/Non-Tobacco User	61	561.49	575.53
16322PA0050100	Rating Area 4	Tobacco User/Non-Tobacco User	62	574.08	588.43
16322PA0050100	Rating Area 4	Tobacco User/Non-Tobacco User	63	589.87	604.62
16322PA0050100	Rating Area 4	Tobacco User/Non-Tobacco User	64 and over	599.46	614.45
16322PA0050100	Rating Area 5	Tobacco User/Non-Tobacco User	0-14	152.86	152.86
16322PA0050100	Rating Area 5	Tobacco User/Non-Tobacco User	15	166.45	166.45
16322PA0050100	Rating Area 5	Tobacco User/Non-Tobacco User	16	171.65	171.65
16322PA0050100	Rating Area 5	Tobacco User/Non-Tobacco User	17	176.84	176.84
16322PA0050100	Rating Area 5	Tobacco User/Non-Tobacco User	18	182.44	187.00
16322PA0050100	Rating Area 5	Tobacco User/Non-Tobacco User	19	188.03	192.73
16322PA0050100	Rating Area 5	Tobacco User/Non-Tobacco User	20	193.83	198.67
16322PA0050100	Rating Area 5	Tobacco User/Non-Tobacco User	21	199.82	204.82
16322PA0050100	Rating Area 5	Tobacco User/Non-Tobacco User	22	199.82	204.82
16322PA0050100	Rating Area 5	Tobacco User/Non-Tobacco User	23	199.82	204.82
16322PA0050100	Rating Area 5	Tobacco User/Non-Tobacco User	24	199.82	204.82
16322PA0050100	Rating Area 5	Tobacco User/Non-Tobacco User	25	200.62	205.63
16322PA0050100	Rating Area 5	Tobacco User/Non-Tobacco User	26	204.62	209.73
16322PA0050100	Rating Area 5	Tobacco User/Non-Tobacco User	27	209.41	214.65
16322PA0050100	Rating Area 5	Tobacco User/Non-Tobacco User	28	217.20	222.63
16322PA0050100	Rating Area 5	Tobacco User/Non-Tobacco User	29	223.60	229.19
16322PA0050100	Rating Area 5	Tobacco User/Non-Tobacco User	30	226.80	232.47
16322PA0050100	Rating Area 5	Tobacco User/Non-Tobacco User	31	231.59	237.38
16322PA0050100	Rating Area 5	Tobacco User/Non-Tobacco User	32	236.39	242.30
16322PA0050100	Rating Area 5	Tobacco User/Non-Tobacco User	33	239.38	245.37
16322PA0050100	Rating Area 5	Tobacco User/Non-Tobacco User	34	242.58	248.65
16322PA0050100	Rating Area 5	Tobacco User/Non-Tobacco User	35	244.18	250.28
16322PA0050100	Rating Area 5	Tobacco User/Non-Tobacco User	36	245.78	251.92
16322PA0050100	Rating Area 5	Tobacco User/Non-Tobacco User	37	247.38	253.56
16322PA0050100	Rating Area 5	Tobacco User/Non-Tobacco User	38	248.98	255.20
16322PA0050100	Rating Area 5	Tobacco User/Non-Tobacco User	39	252.17	258.48
16322PA0050100	Rating Area 5	Tobacco User/Non-Tobacco User	40	255.37	261.75
16322PA0050100	Rating Area 5	Tobacco User/Non-Tobacco User	41	260.17	266.67
16322PA0050100	Rating Area 5	Tobacco User/Non-Tobacco User	42	264.76	271.38
16322PA0050100	Rating Area 5	Tobacco User/Non-Tobacco User	43	271.16	277.93
16322PA0050100	Rating Area 5	Tobacco User/Non-Tobacco User	44	279.15	286.13
16322PA0050100	Rating Area 5	Tobacco User/Non-Tobacco User	45	288.54	295.75
16322PA0050100	Rating Area 5	Tobacco User/Non-Tobacco User	46	299.73	307.22
16322PA0050100	Rating Area 5	Tobacco User/Non-Tobacco User	47	312.32	320.13
16322PA0050100	Rating Area 5	Tobacco User/Non-Tobacco User	48	326.71	334.87
16322PA0050100	Rating Area 5	Tobacco User/Non-Tobacco User	49	340.89	349.42
16322PA0050100	Rating Area 5	Tobacco User/Non-Tobacco User	50	356.88	365.80
16322PA0050100	Rating Area 5	Tobacco User/Non-Tobacco User	51	372.66	381.98
16322PA0050100	Rating Area 5	Tobacco User/Non-Tobacco User	52	390.05	399.80
16322PA0050100	Rating Area 5	Tobacco User/Non-Tobacco User	53	407.63	417.82
16322PA0050100	Rating Area 5	Tobacco User/Non-Tobacco User	54	426.62	437.28
16322PA0050100	Rating Area 5	Tobacco User/Non-Tobacco User	55	445.60	456.74
16322PA0050100	Rating Area 5	Tobacco User/Non-Tobacco User	56	466.18	477.83
16322PA0050100	Rating Area 5	Tobacco User/Non-Tobacco User	57	486.96	499.14
16322PA0050100	Rating Area 5	Tobacco User/Non-Tobacco User	58	509.14	521.87
16322PA0050100	Rating Area 5	Tobacco User/Non-Tobacco User	59	520.13	533.13
16322PA0050100	Rating Area 5	Tobacco User/Non-Tobacco User	60	542.31	555.87
16322PA0050100	Rating Area 5	Tobacco User/Non-Tobacco User	61	561.49	575.53
16322PA0050100	Rating Area 5	Tobacco User/Non-Tobacco User	62	574.08	588.43
16322PA0050100	Rating Area 5	Tobacco User/Non-Tobacco User	63	589.87	604.62

16322PA0050100	Rating Area 5	Tobacco User/Non-Tobacco User	64 and over	599.46	614.45
16322PA0050101	Rating Area 4	Tobacco User/Non-Tobacco User	0-14	161.48	161.48
16322PA0050101	Rating Area 4	Tobacco User/Non-Tobacco User	15	175.84	175.84
16322PA0050101	Rating Area 4	Tobacco User/Non-Tobacco User	16	181.33	181.33
16322PA0050101	Rating Area 4	Tobacco User/Non-Tobacco User	17	186.81	186.81
16322PA0050101	Rating Area 4	Tobacco User/Non-Tobacco User	18	192.73	197.54
16322PA0050101	Rating Area 4	Tobacco User/Non-Tobacco User	19	198.64	203.60
16322PA0050101	Rating Area 4	Tobacco User/Non-Tobacco User	20	204.76	209.88
16322PA0050101	Rating Area 4	Tobacco User/Non-Tobacco User	21	211.09	216.37
16322PA0050101	Rating Area 4	Tobacco User/Non-Tobacco User	22	211.09	216.37
16322PA0050101	Rating Area 4	Tobacco User/Non-Tobacco User	23	211.09	216.37
16322PA0050101	Rating Area 4	Tobacco User/Non-Tobacco User	24	211.09	216.37
16322PA0050101	Rating Area 4	Tobacco User/Non-Tobacco User	25	211.93	217.23
16322PA0050101	Rating Area 4	Tobacco User/Non-Tobacco User	26	216.16	221.56
16322PA0050101	Rating Area 4	Tobacco User/Non-Tobacco User	27	221.22	226.75
16322PA0050101	Rating Area 4	Tobacco User/Non-Tobacco User	28	229.45	235.19
16322PA0050101	Rating Area 4	Tobacco User/Non-Tobacco User	29	236.21	242.11
16322PA0050101	Rating Area 4	Tobacco User/Non-Tobacco User	30	239.59	245.58
16322PA0050101	Rating Area 4	Tobacco User/Non-Tobacco User	31	244.65	250.77
16322PA0050101	Rating Area 4	Tobacco User/Non-Tobacco User	32	249.72	255.96
16322PA0050101	Rating Area 4	Tobacco User/Non-Tobacco User	33	252.89	259.21
16322PA0050101	Rating Area 4	Tobacco User/Non-Tobacco User	34	256.26	262.67
16322PA0050101	Rating Area 4	Tobacco User/Non-Tobacco User	35	257.95	264.40
16322PA0050101	Rating Area 4	Tobacco User/Non-Tobacco User	36	259.64	266.13
16322PA0050101	Rating Area 4	Tobacco User/Non-Tobacco User	37	261.33	267.86
16322PA0050101	Rating Area 4	Tobacco User/Non-Tobacco User	38	263.02	269.59
16322PA0050101	Rating Area 4	Tobacco User/Non-Tobacco User	39	266.40	273.06
16322PA0050101	Rating Area 4	Tobacco User/Non-Tobacco User	40	269.77	276.52
16322PA0050101	Rating Area 4	Tobacco User/Non-Tobacco User	41	274.84	281.71
16322PA0050101	Rating Area 4	Tobacco User/Non-Tobacco User	42	279.69	286.69
16322PA0050101	Rating Area 4	Tobacco User/Non-Tobacco User	43	286.45	293.61
16322PA0050101	Rating Area 4	Tobacco User/Non-Tobacco User	44	294.89	302.27
16322PA0050101	Rating Area 4	Tobacco User/Non-Tobacco User	45	304.81	312.43
16322PA0050101	Rating Area 4	Tobacco User/Non-Tobacco User	46	316.64	324.55
16322PA0050101	Rating Area 4	Tobacco User/Non-Tobacco User	47	329.93	338.18
16322PA0050101	Rating Area 4	Tobacco User/Non-Tobacco User	48	345.13	353.76
16322PA0050101	Rating Area 4	Tobacco User/Non-Tobacco User	49	360.12	369.12
16322PA0050101	Rating Area 4	Tobacco User/Non-Tobacco User	50	377.01	386.43
16322PA0050101	Rating Area 4	Tobacco User/Non-Tobacco User	51	393.68	403.52
16322PA0050101	Rating Area 4	Tobacco User/Non-Tobacco User	52	412.05	422.35
16322PA0050101	Rating Area 4	Tobacco User/Non-Tobacco User	53	430.62	441.39
16322PA0050101	Rating Area 4	Tobacco User/Non-Tobacco User	54	450.68	461.94
16322PA0050101	Rating Area 4	Tobacco User/Non-Tobacco User	55	470.73	482.50
16322PA0050101	Rating Area 4	Tobacco User/Non-Tobacco User	56	492.47	504.78
16322PA0050101	Rating Area 4	Tobacco User/Non-Tobacco User	57	514.43	527.29
16322PA0050101	Rating Area 4	Tobacco User/Non-Tobacco User	58	537.86	551.30
16322PA0050101	Rating Area 4	Tobacco User/Non-Tobacco User	59	549.47	563.20
16322PA0050101	Rating Area 4	Tobacco User/Non-Tobacco User	60	572.90	587.22
16322PA0050101	Rating Area 4	Tobacco User/Non-Tobacco User	61	593.16	607.99
16322PA0050101	Rating Area 4	Tobacco User/Non-Tobacco User	62	606.46	621.62
16322PA0050101	Rating Area 4	Tobacco User/Non-Tobacco User	63	623.14	638.72
16322PA0050101	Rating Area 4	Tobacco User/Non-Tobacco User	64 and over	633.27	649.10
16322PA0050102	Rating Area 1	Tobacco User/Non-Tobacco User	0-14	199.94	199.94
16322PA0050102	Rating Area 1	Tobacco User/Non-Tobacco User	15	217.71	217.71
16322PA0050102	Rating Area 1	Tobacco User/Non-Tobacco User	16	224.51	224.51
16322PA0050102	Rating Area 1	Tobacco User/Non-Tobacco User	17	231.30	231.30
16322PA0050102	Rating Area 1	Tobacco User/Non-Tobacco User	18	238.62	244.59
16322PA0050102	Rating Area 1	Tobacco User/Non-Tobacco User	19	245.94	252.09
16322PA0050102	Rating Area 1	Tobacco User/Non-Tobacco User	20	253.52	259.86
16322PA0050102	Rating Area 1	Tobacco User/Non-Tobacco User	21	261.36	267.89
16322PA0050102	Rating Area 1	Tobacco User/Non-Tobacco User	22	261.36	267.89
16322PA0050102	Rating Area 1	Tobacco User/Non-Tobacco User	23	261.36	267.89
16322PA0050102	Rating Area 1	Tobacco User/Non-Tobacco User	24	261.36	267.89
16322PA0050102	Rating Area 1	Tobacco User/Non-Tobacco User	25	262.41	268.97
16322PA0050102	Rating Area 1	Tobacco User/Non-Tobacco User	26	267.63	274.32
16322PA0050102	Rating Area 1	Tobacco User/Non-Tobacco User	27	273.91	280.75
16322PA0050102	Rating Area 1	Tobacco User/Non-Tobacco User	28	284.10	291.20
16322PA0050102	Rating Area 1	Tobacco User/Non-Tobacco User	29	292.46	299.77
16322PA0050102	Rating Area 1	Tobacco User/Non-Tobacco User	30	296.64	304.06
16322PA0050102	Rating Area 1	Tobacco User/Non-Tobacco User	31	302.92	310.49
16322PA0050102	Rating Area 1	Tobacco User/Non-Tobacco User	32	309.19	316.92
16322PA0050102	Rating Area 1	Tobacco User/Non-Tobacco User	33	313.11	320.94
16322PA0050102	Rating Area 1	Tobacco User/Non-Tobacco User	34	317.29	325.22
16322PA0050102	Rating Area 1	Tobacco User/Non-Tobacco User	35	319.38	327.37
16322PA0050102	Rating Area 1	Tobacco User/Non-Tobacco User	36	321.47	329.51
16322PA0050102	Rating Area 1	Tobacco User/Non-Tobacco User	37	323.56	331.65
16322PA0050102	Rating Area 1	Tobacco User/Non-Tobacco User	38	325.65	333.80
16322PA0050102	Rating Area 1	Tobacco User/Non-Tobacco User	39	329.84	338.08
16322PA0050102	Rating Area 1	Tobacco User/Non-Tobacco User	40	334.02	342.37
16322PA0050102	Rating Area 1	Tobacco User/Non-Tobacco User	41	340.29	348.80
16322PA0050102	Rating Area 1	Tobacco User/Non-Tobacco User	42	346.30	354.96
16322PA0050102	Rating Area 1	Tobacco User/Non-Tobacco User	43	354.67	363.53
16322PA0050102	Rating Area 1	Tobacco User/Non-Tobacco User	44	365.12	374.25
16322PA0050102	Rating Area 1	Tobacco User/Non-Tobacco User	45	377.40	386.84
16322PA0050102	Rating Area 1	Tobacco User/Non-Tobacco User	46	392.04	401.84
16322PA0050102	Rating Area 1	Tobacco User/Non-Tobacco User	47	408.51	418.72
16322PA0050102	Rating Area 1	Tobacco User/Non-Tobacco User	48	427.32	438.01
16322PA0050102	Rating Area 1	Tobacco User/Non-Tobacco User	49	445.88	457.03
16322PA0050102	Rating Area 1	Tobacco User/Non-Tobacco User	50	466.79	478.46
16322PA0050102	Rating Area 1	Tobacco User/Non-Tobacco User	51	487.44	499.62
16322PA0050102	Rating Area 1	Tobacco User/Non-Tobacco User	52	510.17	522.93
16322PA0050102	Rating Area 1	Tobacco User/Non-Tobacco User	53	533.17	546.50
16322PA0050102	Rating Area 1	Tobacco User/Non-Tobacco User	54	558.00	571.95
16322PA0050102	Rating Area 1	Tobacco User/Non-Tobacco User	55	582.83	597.40
16322PA0050102	Rating Area 1	Tobacco User/Non-Tobacco User	56	609.75	625.00
16322PA0050102	Rating Area 1	Tobacco User/Non-Tobacco User	57	636.93	652.86
16322PA0050102	Rating Area 1	Tobacco User/Non-Tobacco User	58	665.95	682.59
16322PA0050102	Rating Area 1	Tobacco User/Non-Tobacco User	59	680.32	697.33
16322PA0050102	Rating Area 1	Tobacco User/Non-Tobacco User	60	709.33	727.06
16322PA0050102	Rating Area 1	Tobacco User/Non-Tobacco User	61	734.42	752.78
16322PA0050102	Rating Area 1	Tobacco User/Non-Tobacco User	62	750.89	769.66
16322PA0050102	Rating Area 1	Tobacco User/Non-Tobacco User	63	771.53	790.82
16322PA0050102	Rating Area 1	Tobacco User/Non-Tobacco User	64 and over	784.08	803.68
16322PA0050102	Rating Area 3	Tobacco User/Non-Tobacco User	0-14	252.30	252.30
16322PA0050102	Rating Area 3	Tobacco User/Non-Tobacco User	15	274.73	274.73

16322PA0050102	Rating Area 3	Tobacco User/Non-Tobacco User	16	283.31	283.31
16322PA0050102	Rating Area 3	Tobacco User/Non-Tobacco User	17	291.88	291.88
16322PA0050102	Rating Area 3	Tobacco User/Non-Tobacco User	18	301.12	308.64
16322PA0050102	Rating Area 3	Tobacco User/Non-Tobacco User	19	310.35	318.11
16322PA0050102	Rating Area 3	Tobacco User/Non-Tobacco User	20	319.92	327.91
16322PA0050102	Rating Area 3	Tobacco User/Non-Tobacco User	21	329.81	338.06
16322PA0050102	Rating Area 3	Tobacco User/Non-Tobacco User	22	329.81	338.06
16322PA0050102	Rating Area 3	Tobacco User/Non-Tobacco User	23	329.81	338.06
16322PA0050102	Rating Area 3	Tobacco User/Non-Tobacco User	24	329.81	338.06
16322PA0050102	Rating Area 3	Tobacco User/Non-Tobacco User	25	331.13	339.41
16322PA0050102	Rating Area 3	Tobacco User/Non-Tobacco User	26	337.73	346.17
16322PA0050102	Rating Area 3	Tobacco User/Non-Tobacco User	27	345.64	354.28
16322PA0050102	Rating Area 3	Tobacco User/Non-Tobacco User	28	358.50	367.47
16322PA0050102	Rating Area 3	Tobacco User/Non-Tobacco User	29	369.06	378.28
16322PA0050102	Rating Area 3	Tobacco User/Non-Tobacco User	30	374.33	383.69
16322PA0050102	Rating Area 3	Tobacco User/Non-Tobacco User	31	382.25	391.81
16322PA0050102	Rating Area 3	Tobacco User/Non-Tobacco User	32	390.17	399.92
16322PA0050102	Rating Area 3	Tobacco User/Non-Tobacco User	33	395.11	404.99
16322PA0050102	Rating Area 3	Tobacco User/Non-Tobacco User	34	400.39	410.40
16322PA0050102	Rating Area 3	Tobacco User/Non-Tobacco User	35	403.03	413.10
16322PA0050102	Rating Area 3	Tobacco User/Non-Tobacco User	36	405.67	415.81
16322PA0050102	Rating Area 3	Tobacco User/Non-Tobacco User	37	408.30	418.51
16322PA0050102	Rating Area 3	Tobacco User/Non-Tobacco User	38	410.94	421.22
16322PA0050102	Rating Area 3	Tobacco User/Non-Tobacco User	39	416.22	426.63
16322PA0050102	Rating Area 3	Tobacco User/Non-Tobacco User	40	421.50	432.03
16322PA0050102	Rating Area 3	Tobacco User/Non-Tobacco User	41	429.41	440.15
16322PA0050102	Rating Area 3	Tobacco User/Non-Tobacco User	42	437.00	447.92
16322PA0050102	Rating Area 3	Tobacco User/Non-Tobacco User	43	447.55	458.74
16322PA0050102	Rating Area 3	Tobacco User/Non-Tobacco User	44	460.74	472.26
16322PA0050102	Rating Area 3	Tobacco User/Non-Tobacco User	45	476.25	488.15
16322PA0050102	Rating Area 3	Tobacco User/Non-Tobacco User	46	494.72	507.08
16322PA0050102	Rating Area 3	Tobacco User/Non-Tobacco User	47	515.49	528.38
16322PA0050102	Rating Area 3	Tobacco User/Non-Tobacco User	48	539.24	552.72
16322PA0050102	Rating Area 3	Tobacco User/Non-Tobacco User	49	562.66	576.72
16322PA0050102	Rating Area 3	Tobacco User/Non-Tobacco User	50	589.04	603.77
16322PA0050102	Rating Area 3	Tobacco User/Non-Tobacco User	51	615.10	630.47
16322PA0050102	Rating Area 3	Tobacco User/Non-Tobacco User	52	643.79	659.88
16322PA0050102	Rating Area 3	Tobacco User/Non-Tobacco User	53	672.81	689.63
16322PA0050102	Rating Area 3	Tobacco User/Non-Tobacco User	54	704.14	721.75
16322PA0050102	Rating Area 3	Tobacco User/Non-Tobacco User	55	735.48	753.86
16322PA0050102	Rating Area 3	Tobacco User/Non-Tobacco User	56	769.45	788.68
16322PA0050102	Rating Area 3	Tobacco User/Non-Tobacco User	57	803.75	823.84
16322PA0050102	Rating Area 3	Tobacco User/Non-Tobacco User	58	840.36	861.36
16322PA0050102	Rating Area 3	Tobacco User/Non-Tobacco User	59	858.50	879.96
16322PA0050102	Rating Area 3	Tobacco User/Non-Tobacco User	60	895.10	917.48
16322PA0050102	Rating Area 3	Tobacco User/Non-Tobacco User	61	926.77	949.94
16322PA0050102	Rating Area 3	Tobacco User/Non-Tobacco User	62	947.54	971.23
16322PA0050102	Rating Area 3	Tobacco User/Non-Tobacco User	63	973.60	997.94
16322PA0050102	Rating Area 3	Tobacco User/Non-Tobacco User	64 and over	989.43	1014.17
16322PA0050102	Rating Area 4	Tobacco User/Non-Tobacco User	0-14	199.94	199.94
16322PA0050102	Rating Area 4	Tobacco User/Non-Tobacco User	15	217.71	217.71
16322PA0050102	Rating Area 4	Tobacco User/Non-Tobacco User	16	224.51	224.51
16322PA0050102	Rating Area 4	Tobacco User/Non-Tobacco User	17	231.30	231.30
16322PA0050102	Rating Area 4	Tobacco User/Non-Tobacco User	18	238.62	244.59
16322PA0050102	Rating Area 4	Tobacco User/Non-Tobacco User	19	245.94	252.09
16322PA0050102	Rating Area 4	Tobacco User/Non-Tobacco User	20	253.52	259.86
16322PA0050102	Rating Area 4	Tobacco User/Non-Tobacco User	21	261.36	267.89
16322PA0050102	Rating Area 4	Tobacco User/Non-Tobacco User	22	261.36	267.89
16322PA0050102	Rating Area 4	Tobacco User/Non-Tobacco User	23	261.36	267.89
16322PA0050102	Rating Area 4	Tobacco User/Non-Tobacco User	24	261.36	267.89
16322PA0050102	Rating Area 4	Tobacco User/Non-Tobacco User	25	262.41	268.97
16322PA0050102	Rating Area 4	Tobacco User/Non-Tobacco User	26	267.63	274.32
16322PA0050102	Rating Area 4	Tobacco User/Non-Tobacco User	27	273.91	280.75
16322PA0050102	Rating Area 4	Tobacco User/Non-Tobacco User	28	284.10	291.20
16322PA0050102	Rating Area 4	Tobacco User/Non-Tobacco User	29	292.46	299.77
16322PA0050102	Rating Area 4	Tobacco User/Non-Tobacco User	30	296.64	304.06
16322PA0050102	Rating Area 4	Tobacco User/Non-Tobacco User	31	302.92	310.49
16322PA0050102	Rating Area 4	Tobacco User/Non-Tobacco User	32	309.19	316.92
16322PA0050102	Rating Area 4	Tobacco User/Non-Tobacco User	33	313.11	320.94
16322PA0050102	Rating Area 4	Tobacco User/Non-Tobacco User	34	317.29	325.22
16322PA0050102	Rating Area 4	Tobacco User/Non-Tobacco User	35	319.38	327.37
16322PA0050102	Rating Area 4	Tobacco User/Non-Tobacco User	36	321.47	329.51
16322PA0050102	Rating Area 4	Tobacco User/Non-Tobacco User	37	323.56	331.65
16322PA0050102	Rating Area 4	Tobacco User/Non-Tobacco User	38	325.65	333.80
16322PA0050102	Rating Area 4	Tobacco User/Non-Tobacco User	39	329.84	338.08
16322PA0050102	Rating Area 4	Tobacco User/Non-Tobacco User	40	334.02	342.37
16322PA0050102	Rating Area 4	Tobacco User/Non-Tobacco User	41	340.29	348.80
16322PA0050102	Rating Area 4	Tobacco User/Non-Tobacco User	42	346.30	354.96
16322PA0050102	Rating Area 4	Tobacco User/Non-Tobacco User	43	354.67	363.53
16322PA0050102	Rating Area 4	Tobacco User/Non-Tobacco User	44	365.12	374.25
16322PA0050102	Rating Area 4	Tobacco User/Non-Tobacco User	45	377.40	386.84
16322PA0050102	Rating Area 4	Tobacco User/Non-Tobacco User	46	392.04	401.84
16322PA0050102	Rating Area 4	Tobacco User/Non-Tobacco User	47	408.51	418.72
16322PA0050102	Rating Area 4	Tobacco User/Non-Tobacco User	48	427.32	438.01
16322PA0050102	Rating Area 4	Tobacco User/Non-Tobacco User	49	445.88	457.03
16322PA0050102	Rating Area 4	Tobacco User/Non-Tobacco User	50	466.79	478.46
16322PA0050102	Rating Area 4	Tobacco User/Non-Tobacco User	51	487.44	499.62
16322PA0050102	Rating Area 4	Tobacco User/Non-Tobacco User	52	510.17	522.93
16322PA0050102	Rating Area 4	Tobacco User/Non-Tobacco User	53	533.17	546.50
16322PA0050102	Rating Area 4	Tobacco User/Non-Tobacco User	54	558.00	571.95
16322PA0050102	Rating Area 4	Tobacco User/Non-Tobacco User	55	582.83	597.40
16322PA0050102	Rating Area 4	Tobacco User/Non-Tobacco User	56	609.75	625.00
16322PA0050102	Rating Area 4	Tobacco User/Non-Tobacco User	57	636.93	652.86
16322PA0050102	Rating Area 4	Tobacco User/Non-Tobacco User	58	665.95	682.59
16322PA0050102	Rating Area 4	Tobacco User/Non-Tobacco User	59	680.32	697.33
16322PA0050102	Rating Area 4	Tobacco User/Non-Tobacco User	60	709.33	727.06
16322PA0050102	Rating Area 4	Tobacco User/Non-Tobacco User	61	734.42	752.78
16322PA0050102	Rating Area 4	Tobacco User/Non-Tobacco User	62	750.89	769.66
16322PA0050102	Rating Area 4	Tobacco User/Non-Tobacco User	63	771.53	790.82
16322PA0050102	Rating Area 4	Tobacco User/Non-Tobacco User	64 and over	784.08	803.68
16322PA0050102	Rating Area 5	Tobacco User/Non-Tobacco User	0-14	199.94	199.94
16322PA0050102	Rating Area 5	Tobacco User/Non-Tobacco User	15	217.71	217.71
16322PA0050102	Rating Area 5	Tobacco User/Non-Tobacco User	16	224.51	224.51
16322PA0050102	Rating Area 5	Tobacco User/Non-Tobacco User	17	231.30	231.30
16322PA0050102	Rating Area 5	Tobacco User/Non-Tobacco User	18	238.62	244.59

16322PA0050102	Rating Area 5	Tobacco User/Non-Tobacco User	19	245.94	252.09
16322PA0050102	Rating Area 5	Tobacco User/Non-Tobacco User	20	253.52	259.86
16322PA0050102	Rating Area 5	Tobacco User/Non-Tobacco User	21	261.36	267.89
16322PA0050102	Rating Area 5	Tobacco User/Non-Tobacco User	22	261.36	267.89
16322PA0050102	Rating Area 5	Tobacco User/Non-Tobacco User	23	261.36	267.89
16322PA0050102	Rating Area 5	Tobacco User/Non-Tobacco User	24	261.36	267.89
16322PA0050102	Rating Area 5	Tobacco User/Non-Tobacco User	25	262.41	268.97
16322PA0050102	Rating Area 5	Tobacco User/Non-Tobacco User	26	267.63	274.32
16322PA0050102	Rating Area 5	Tobacco User/Non-Tobacco User	27	273.91	280.75
16322PA0050102	Rating Area 5	Tobacco User/Non-Tobacco User	28	284.10	291.20
16322PA0050102	Rating Area 5	Tobacco User/Non-Tobacco User	29	292.46	299.77
16322PA0050102	Rating Area 5	Tobacco User/Non-Tobacco User	30	296.64	304.06
16322PA0050102	Rating Area 5	Tobacco User/Non-Tobacco User	31	302.92	310.49
16322PA0050102	Rating Area 5	Tobacco User/Non-Tobacco User	32	309.19	316.92
16322PA0050102	Rating Area 5	Tobacco User/Non-Tobacco User	33	313.11	320.94
16322PA0050102	Rating Area 5	Tobacco User/Non-Tobacco User	34	317.29	325.22
16322PA0050102	Rating Area 5	Tobacco User/Non-Tobacco User	35	319.38	327.37
16322PA0050102	Rating Area 5	Tobacco User/Non-Tobacco User	36	321.47	329.51
16322PA0050102	Rating Area 5	Tobacco User/Non-Tobacco User	37	323.56	331.65
16322PA0050102	Rating Area 5	Tobacco User/Non-Tobacco User	38	325.65	333.80
16322PA0050102	Rating Area 5	Tobacco User/Non-Tobacco User	39	329.84	338.08
16322PA0050102	Rating Area 5	Tobacco User/Non-Tobacco User	40	334.02	342.37
16322PA0050102	Rating Area 5	Tobacco User/Non-Tobacco User	41	340.29	348.80
16322PA0050102	Rating Area 5	Tobacco User/Non-Tobacco User	42	346.30	354.96
16322PA0050102	Rating Area 5	Tobacco User/Non-Tobacco User	43	354.67	363.53
16322PA0050102	Rating Area 5	Tobacco User/Non-Tobacco User	44	365.12	374.25
16322PA0050102	Rating Area 5	Tobacco User/Non-Tobacco User	45	377.40	386.84
16322PA0050102	Rating Area 5	Tobacco User/Non-Tobacco User	46	392.04	401.84
16322PA0050102	Rating Area 5	Tobacco User/Non-Tobacco User	47	408.51	418.72
16322PA0050102	Rating Area 5	Tobacco User/Non-Tobacco User	48	427.32	438.01
16322PA0050102	Rating Area 5	Tobacco User/Non-Tobacco User	49	445.88	457.03
16322PA0050102	Rating Area 5	Tobacco User/Non-Tobacco User	50	466.79	478.46
16322PA0050102	Rating Area 5	Tobacco User/Non-Tobacco User	51	487.44	499.62
16322PA0050102	Rating Area 5	Tobacco User/Non-Tobacco User	52	510.17	522.93
16322PA0050102	Rating Area 5	Tobacco User/Non-Tobacco User	53	533.17	546.50
16322PA0050102	Rating Area 5	Tobacco User/Non-Tobacco User	54	558.00	571.95
16322PA0050102	Rating Area 5	Tobacco User/Non-Tobacco User	55	582.83	597.40
16322PA0050102	Rating Area 5	Tobacco User/Non-Tobacco User	56	609.75	625.00
16322PA0050102	Rating Area 5	Tobacco User/Non-Tobacco User	57	636.93	652.86
16322PA0050102	Rating Area 5	Tobacco User/Non-Tobacco User	58	665.95	682.59
16322PA0050102	Rating Area 5	Tobacco User/Non-Tobacco User	59	680.32	697.33
16322PA0050102	Rating Area 5	Tobacco User/Non-Tobacco User	60	709.33	727.06
16322PA0050102	Rating Area 5	Tobacco User/Non-Tobacco User	61	734.42	752.78
16322PA0050102	Rating Area 5	Tobacco User/Non-Tobacco User	62	750.89	769.66
16322PA0050102	Rating Area 5	Tobacco User/Non-Tobacco User	63	771.53	790.82
16322PA0050102	Rating Area 5	Tobacco User/Non-Tobacco User	64 and over	784.08	803.68
16322PA0050103	Rating Area 1	Tobacco User/Non-Tobacco User	0-14	200.06	200.06
16322PA0050103	Rating Area 1	Tobacco User/Non-Tobacco User	15	217.85	217.85
16322PA0050103	Rating Area 1	Tobacco User/Non-Tobacco User	16	224.65	224.65
16322PA0050103	Rating Area 1	Tobacco User/Non-Tobacco User	17	231.45	231.45
16322PA0050103	Rating Area 1	Tobacco User/Non-Tobacco User	18	238.77	244.74
16322PA0050103	Rating Area 1	Tobacco User/Non-Tobacco User	19	246.09	252.24
16322PA0050103	Rating Area 1	Tobacco User/Non-Tobacco User	20	253.67	260.02
16322PA0050103	Rating Area 1	Tobacco User/Non-Tobacco User	21	261.52	268.06
16322PA0050103	Rating Area 1	Tobacco User/Non-Tobacco User	22	261.52	268.06
16322PA0050103	Rating Area 1	Tobacco User/Non-Tobacco User	23	261.52	268.06
16322PA0050103	Rating Area 1	Tobacco User/Non-Tobacco User	24	261.52	268.06
16322PA0050103	Rating Area 1	Tobacco User/Non-Tobacco User	25	262.57	269.13
16322PA0050103	Rating Area 1	Tobacco User/Non-Tobacco User	26	267.80	274.49
16322PA0050103	Rating Area 1	Tobacco User/Non-Tobacco User	27	274.07	280.92
16322PA0050103	Rating Area 1	Tobacco User/Non-Tobacco User	28	284.27	291.38
16322PA0050103	Rating Area 1	Tobacco User/Non-Tobacco User	29	292.64	299.96
16322PA0050103	Rating Area 1	Tobacco User/Non-Tobacco User	30	296.83	304.25
16322PA0050103	Rating Area 1	Tobacco User/Non-Tobacco User	31	303.10	310.88
16322PA0050103	Rating Area 1	Tobacco User/Non-Tobacco User	32	309.38	317.11
16322PA0050103	Rating Area 1	Tobacco User/Non-Tobacco User	33	313.30	321.13
16322PA0050103	Rating Area 1	Tobacco User/Non-Tobacco User	34	317.49	325.42
16322PA0050103	Rating Area 1	Tobacco User/Non-Tobacco User	35	319.58	327.57
16322PA0050103	Rating Area 1	Tobacco User/Non-Tobacco User	36	321.67	329.71
16322PA0050103	Rating Area 1	Tobacco User/Non-Tobacco User	37	323.76	331.86
16322PA0050103	Rating Area 1	Tobacco User/Non-Tobacco User	38	325.85	334.00
16322PA0050103	Rating Area 1	Tobacco User/Non-Tobacco User	39	330.04	338.29
16322PA0050103	Rating Area 1	Tobacco User/Non-Tobacco User	40	334.22	342.58
16322PA0050103	Rating Area 1	Tobacco User/Non-Tobacco User	41	340.50	349.01
16322PA0050103	Rating Area 1	Tobacco User/Non-Tobacco User	42	346.51	355.18
16322PA0050103	Rating Area 1	Tobacco User/Non-Tobacco User	43	354.88	363.75
16322PA0050103	Rating Area 1	Tobacco User/Non-Tobacco User	44	365.34	374.48
16322PA0050103	Rating Area 1	Tobacco User/Non-Tobacco User	45	377.63	387.08
16322PA0050103	Rating Area 1	Tobacco User/Non-Tobacco User	46	392.28	402.09
16322PA0050103	Rating Area 1	Tobacco User/Non-Tobacco User	47	408.76	418.97
16322PA0050103	Rating Area 1	Tobacco User/Non-Tobacco User	48	427.59	438.27
16322PA0050103	Rating Area 1	Tobacco User/Non-Tobacco User	49	446.15	457.31
16322PA0050103	Rating Area 1	Tobacco User/Non-Tobacco User	50	467.07	478.75
16322PA0050103	Rating Area 1	Tobacco User/Non-Tobacco User	51	487.73	499.93
16322PA0050103	Rating Area 1	Tobacco User/Non-Tobacco User	52	510.49	523.25
16322PA0050103	Rating Area 1	Tobacco User/Non-Tobacco User	53	533.50	546.84
16322PA0050103	Rating Area 1	Tobacco User/Non-Tobacco User	54	558.35	572.30
16322PA0050103	Rating Area 1	Tobacco User/Non-Tobacco User	55	583.19	597.77
16322PA0050103	Rating Area 1	Tobacco User/Non-Tobacco User	56	610.13	625.38
16322PA0050103	Rating Area 1	Tobacco User/Non-Tobacco User	57	637.32	653.26
16322PA0050103	Rating Area 1	Tobacco User/Non-Tobacco User	58	666.35	683.01
16322PA0050103	Rating Area 1	Tobacco User/Non-Tobacco User	59	680.74	697.75
16322PA0050103	Rating Area 1	Tobacco User/Non-Tobacco User	60	709.77	727.51
16322PA0050103	Rating Area 1	Tobacco User/Non-Tobacco User	61	734.87	753.24
16322PA0050103	Rating Area 1	Tobacco User/Non-Tobacco User	62	751.35	770.13
16322PA0050103	Rating Area 1	Tobacco User/Non-Tobacco User	63	772.01	791.31
16322PA0050103	Rating Area 1	Tobacco User/Non-Tobacco User	64 and over	784.56	804.17
16322PA0050103	Rating Area 3	Tobacco User/Non-Tobacco User	0-14	252.45	252.45
16322PA0050103	Rating Area 3	Tobacco User/Non-Tobacco User	15	274.89	274.89
16322PA0050103	Rating Area 3	Tobacco User/Non-Tobacco User	16	283.47	283.47
16322PA0050103	Rating Area 3	Tobacco User/Non-Tobacco User	17	292.05	292.05
16322PA0050103	Rating Area 3	Tobacco User/Non-Tobacco User	18	301.29	308.82
16322PA0050103	Rating Area 3	Tobacco User/Non-Tobacco User	19	310.53	318.29
16322PA0050103	Rating Area 3	Tobacco User/Non-Tobacco User	20	320.10	328.10
16322PA0050103	Rating Area 3	Tobacco User/Non-Tobacco User	21	330.00	338.25

16322PA0050103	Rating Area 3	Tobacco User/Non-Tobacco User	22	330.00	338.25
16322PA0050103	Rating Area 3	Tobacco User/Non-Tobacco User	23	330.00	338.25
16322PA0050103	Rating Area 3	Tobacco User/Non-Tobacco User	24	330.00	338.25
16322PA0050103	Rating Area 3	Tobacco User/Non-Tobacco User	25	331.32	339.60
16322PA0050103	Rating Area 3	Tobacco User/Non-Tobacco User	26	337.92	346.37
16322PA0050103	Rating Area 3	Tobacco User/Non-Tobacco User	27	345.84	354.49
16322PA0050103	Rating Area 3	Tobacco User/Non-Tobacco User	28	358.71	367.68
16322PA0050103	Rating Area 3	Tobacco User/Non-Tobacco User	29	369.27	378.50
16322PA0050103	Rating Area 3	Tobacco User/Non-Tobacco User	30	374.55	383.91
16322PA0050103	Rating Area 3	Tobacco User/Non-Tobacco User	31	382.47	392.03
16322PA0050103	Rating Area 3	Tobacco User/Non-Tobacco User	32	390.39	400.15
16322PA0050103	Rating Area 3	Tobacco User/Non-Tobacco User	33	395.34	405.22
16322PA0050103	Rating Area 3	Tobacco User/Non-Tobacco User	34	400.62	410.64
16322PA0050103	Rating Area 3	Tobacco User/Non-Tobacco User	35	403.26	413.34
16322PA0050103	Rating Area 3	Tobacco User/Non-Tobacco User	36	405.90	416.05
16322PA0050103	Rating Area 3	Tobacco User/Non-Tobacco User	37	408.54	418.75
16322PA0050103	Rating Area 3	Tobacco User/Non-Tobacco User	38	411.18	421.46
16322PA0050103	Rating Area 3	Tobacco User/Non-Tobacco User	39	416.46	426.87
16322PA0050103	Rating Area 3	Tobacco User/Non-Tobacco User	40	421.74	432.28
16322PA0050103	Rating Area 3	Tobacco User/Non-Tobacco User	41	429.66	440.40
16322PA0050103	Rating Area 3	Tobacco User/Non-Tobacco User	42	437.25	448.18
16322PA0050103	Rating Area 3	Tobacco User/Non-Tobacco User	43	447.81	459.01
16322PA0050103	Rating Area 3	Tobacco User/Non-Tobacco User	44	461.01	472.54
16322PA0050103	Rating Area 3	Tobacco User/Non-Tobacco User	45	476.52	488.43
16322PA0050103	Rating Area 3	Tobacco User/Non-Tobacco User	46	495.00	507.38
16322PA0050103	Rating Area 3	Tobacco User/Non-Tobacco User	47	515.79	528.68
16322PA0050103	Rating Area 3	Tobacco User/Non-Tobacco User	48	539.55	553.04
16322PA0050103	Rating Area 3	Tobacco User/Non-Tobacco User	49	562.98	577.05
16322PA0050103	Rating Area 3	Tobacco User/Non-Tobacco User	50	589.38	604.11
16322PA0050103	Rating Area 3	Tobacco User/Non-Tobacco User	51	615.45	630.84
16322PA0050103	Rating Area 3	Tobacco User/Non-Tobacco User	52	644.16	660.26
16322PA0050103	Rating Area 3	Tobacco User/Non-Tobacco User	53	673.20	690.03
16322PA0050103	Rating Area 3	Tobacco User/Non-Tobacco User	54	704.55	722.16
16322PA0050103	Rating Area 3	Tobacco User/Non-Tobacco User	55	735.90	754.30
16322PA0050103	Rating Area 3	Tobacco User/Non-Tobacco User	56	769.89	789.14
16322PA0050103	Rating Area 3	Tobacco User/Non-Tobacco User	57	804.21	824.32
16322PA0050103	Rating Area 3	Tobacco User/Non-Tobacco User	58	840.84	861.86
16322PA0050103	Rating Area 3	Tobacco User/Non-Tobacco User	59	858.99	880.46
16322PA0050103	Rating Area 3	Tobacco User/Non-Tobacco User	60	895.62	918.01
16322PA0050103	Rating Area 3	Tobacco User/Non-Tobacco User	61	927.30	950.48
16322PA0050103	Rating Area 3	Tobacco User/Non-Tobacco User	62	948.09	971.79
16322PA0050103	Rating Area 3	Tobacco User/Non-Tobacco User	63	974.16	998.51
16322PA0050103	Rating Area 3	Tobacco User/Non-Tobacco User	64 and over	990.00	1014.75
16322PA0050103	Rating Area 4	Tobacco User/Non-Tobacco User	0-14	200.06	200.06
16322PA0050103	Rating Area 4	Tobacco User/Non-Tobacco User	15	217.85	217.85
16322PA0050103	Rating Area 4	Tobacco User/Non-Tobacco User	16	224.65	224.65
16322PA0050103	Rating Area 4	Tobacco User/Non-Tobacco User	17	231.45	231.45
16322PA0050103	Rating Area 4	Tobacco User/Non-Tobacco User	18	238.77	244.74
16322PA0050103	Rating Area 4	Tobacco User/Non-Tobacco User	19	246.09	252.24
16322PA0050103	Rating Area 4	Tobacco User/Non-Tobacco User	20	253.67	260.02
16322PA0050103	Rating Area 4	Tobacco User/Non-Tobacco User	21	261.52	268.06
16322PA0050103	Rating Area 4	Tobacco User/Non-Tobacco User	22	261.52	268.06
16322PA0050103	Rating Area 4	Tobacco User/Non-Tobacco User	23	261.52	268.06
16322PA0050103	Rating Area 4	Tobacco User/Non-Tobacco User	24	261.52	268.06
16322PA0050103	Rating Area 4	Tobacco User/Non-Tobacco User	25	262.57	269.13
16322PA0050103	Rating Area 4	Tobacco User/Non-Tobacco User	26	267.80	274.49
16322PA0050103	Rating Area 4	Tobacco User/Non-Tobacco User	27	274.07	280.92
16322PA0050103	Rating Area 4	Tobacco User/Non-Tobacco User	28	284.27	291.38
16322PA0050103	Rating Area 4	Tobacco User/Non-Tobacco User	29	292.64	299.96
16322PA0050103	Rating Area 4	Tobacco User/Non-Tobacco User	30	296.83	304.25
16322PA0050103	Rating Area 4	Tobacco User/Non-Tobacco User	31	303.10	310.68
16322PA0050103	Rating Area 4	Tobacco User/Non-Tobacco User	32	309.38	317.11
16322PA0050103	Rating Area 4	Tobacco User/Non-Tobacco User	33	313.30	321.13
16322PA0050103	Rating Area 4	Tobacco User/Non-Tobacco User	34	317.49	325.42
16322PA0050103	Rating Area 4	Tobacco User/Non-Tobacco User	35	319.58	327.57
16322PA0050103	Rating Area 4	Tobacco User/Non-Tobacco User	36	321.67	329.71
16322PA0050103	Rating Area 4	Tobacco User/Non-Tobacco User	37	323.76	331.86
16322PA0050103	Rating Area 4	Tobacco User/Non-Tobacco User	38	325.85	334.00
16322PA0050103	Rating Area 4	Tobacco User/Non-Tobacco User	39	330.04	338.29
16322PA0050103	Rating Area 4	Tobacco User/Non-Tobacco User	40	334.22	342.58
16322PA0050103	Rating Area 4	Tobacco User/Non-Tobacco User	41	340.50	349.01
16322PA0050103	Rating Area 4	Tobacco User/Non-Tobacco User	42	346.51	355.18
16322PA0050103	Rating Area 4	Tobacco User/Non-Tobacco User	43	354.88	363.75
16322PA0050103	Rating Area 4	Tobacco User/Non-Tobacco User	44	365.34	374.48
16322PA0050103	Rating Area 4	Tobacco User/Non-Tobacco User	45	377.63	387.08
16322PA0050103	Rating Area 4	Tobacco User/Non-Tobacco User	46	392.28	402.09
16322PA0050103	Rating Area 4	Tobacco User/Non-Tobacco User	47	408.76	418.97
16322PA0050103	Rating Area 4	Tobacco User/Non-Tobacco User	48	427.59	438.27
16322PA0050103	Rating Area 4	Tobacco User/Non-Tobacco User	49	446.15	457.31
16322PA0050103	Rating Area 4	Tobacco User/Non-Tobacco User	50	467.07	478.75
16322PA0050103	Rating Area 4	Tobacco User/Non-Tobacco User	51	487.73	499.93
16322PA0050103	Rating Area 4	Tobacco User/Non-Tobacco User	52	510.49	523.25
16322PA0050103	Rating Area 4	Tobacco User/Non-Tobacco User	53	533.50	546.84
16322PA0050103	Rating Area 4	Tobacco User/Non-Tobacco User	54	558.35	572.30
16322PA0050103	Rating Area 4	Tobacco User/Non-Tobacco User	55	583.19	597.77
16322PA0050103	Rating Area 4	Tobacco User/Non-Tobacco User	56	610.13	625.38
16322PA0050103	Rating Area 4	Tobacco User/Non-Tobacco User	57	637.32	653.26
16322PA0050103	Rating Area 4	Tobacco User/Non-Tobacco User	58	666.35	683.01
16322PA0050103	Rating Area 4	Tobacco User/Non-Tobacco User	59	680.74	697.75
16322PA0050103	Rating Area 4	Tobacco User/Non-Tobacco User	60	709.77	727.51
16322PA0050103	Rating Area 4	Tobacco User/Non-Tobacco User	61	734.87	753.24
16322PA0050103	Rating Area 4	Tobacco User/Non-Tobacco User	62	751.35	770.13
16322PA0050103	Rating Area 4	Tobacco User/Non-Tobacco User	63	772.01	791.31
16322PA0050103	Rating Area 4	Tobacco User/Non-Tobacco User	64 and over	764.56	804.17
16322PA0050103	Rating Area 5	Tobacco User/Non-Tobacco User	0-14	200.06	200.06
16322PA0050103	Rating Area 5	Tobacco User/Non-Tobacco User	15	217.85	217.85
16322PA0050103	Rating Area 5	Tobacco User/Non-Tobacco User	16	224.65	224.65
16322PA0050103	Rating Area 5	Tobacco User/Non-Tobacco User	17	231.45	231.45
16322PA0050103	Rating Area 5	Tobacco User/Non-Tobacco User	18	238.77	244.74
16322PA0050103	Rating Area 5	Tobacco User/Non-Tobacco User	19	246.09	252.24
16322PA0050103	Rating Area 5	Tobacco User/Non-Tobacco User	20	253.67	260.02
16322PA0050103	Rating Area 5	Tobacco User/Non-Tobacco User	21	261.52	268.06
16322PA0050103	Rating Area 5	Tobacco User/Non-Tobacco User	22	261.52	268.06
16322PA0050103	Rating Area 5	Tobacco User/Non-Tobacco User	23	261.52	268.06
16322PA0050103	Rating Area 5	Tobacco User/Non-Tobacco User	24	261.52	268.06

16322PA0050103	Rating Area 5	Tobacco User/Non-Tobacco User	25	262.57	269.13
16322PA0050103	Rating Area 5	Tobacco User/Non-Tobacco User	26	267.80	274.49
16322PA0050103	Rating Area 5	Tobacco User/Non-Tobacco User	27	274.07	280.92
16322PA0050103	Rating Area 5	Tobacco User/Non-Tobacco User	28	284.27	291.38
16322PA0050103	Rating Area 5	Tobacco User/Non-Tobacco User	29	292.64	299.96
16322PA0050103	Rating Area 5	Tobacco User/Non-Tobacco User	30	296.83	304.25
16322PA0050103	Rating Area 5	Tobacco User/Non-Tobacco User	31	303.10	310.68
16322PA0050103	Rating Area 5	Tobacco User/Non-Tobacco User	32	309.38	317.11
16322PA0050103	Rating Area 5	Tobacco User/Non-Tobacco User	33	313.30	321.13
16322PA0050103	Rating Area 5	Tobacco User/Non-Tobacco User	34	317.49	325.42
16322PA0050103	Rating Area 5	Tobacco User/Non-Tobacco User	35	319.58	327.57
16322PA0050103	Rating Area 5	Tobacco User/Non-Tobacco User	36	321.67	329.71
16322PA0050103	Rating Area 5	Tobacco User/Non-Tobacco User	37	323.76	331.86
16322PA0050103	Rating Area 5	Tobacco User/Non-Tobacco User	38	325.85	334.00
16322PA0050103	Rating Area 5	Tobacco User/Non-Tobacco User	39	330.04	338.29
16322PA0050103	Rating Area 5	Tobacco User/Non-Tobacco User	40	334.22	342.58
16322PA0050103	Rating Area 5	Tobacco User/Non-Tobacco User	41	340.50	349.01
16322PA0050103	Rating Area 5	Tobacco User/Non-Tobacco User	42	346.51	355.18
16322PA0050103	Rating Area 5	Tobacco User/Non-Tobacco User	43	354.88	363.75
16322PA0050103	Rating Area 5	Tobacco User/Non-Tobacco User	44	365.34	374.48
16322PA0050103	Rating Area 5	Tobacco User/Non-Tobacco User	45	377.63	387.08
16322PA0050103	Rating Area 5	Tobacco User/Non-Tobacco User	46	392.28	402.09
16322PA0050103	Rating Area 5	Tobacco User/Non-Tobacco User	47	408.76	418.97
16322PA0050103	Rating Area 5	Tobacco User/Non-Tobacco User	48	427.59	438.27
16322PA0050103	Rating Area 5	Tobacco User/Non-Tobacco User	49	446.15	457.31
16322PA0050103	Rating Area 5	Tobacco User/Non-Tobacco User	50	467.07	478.75
16322PA0050103	Rating Area 5	Tobacco User/Non-Tobacco User	51	487.73	499.93
16322PA0050103	Rating Area 5	Tobacco User/Non-Tobacco User	52	510.49	523.25
16322PA0050103	Rating Area 5	Tobacco User/Non-Tobacco User	53	533.50	546.84
16322PA0050103	Rating Area 5	Tobacco User/Non-Tobacco User	54	558.35	572.30
16322PA0050103	Rating Area 5	Tobacco User/Non-Tobacco User	55	583.19	597.77
16322PA0050103	Rating Area 5	Tobacco User/Non-Tobacco User	56	610.13	625.38
16322PA0050103	Rating Area 5	Tobacco User/Non-Tobacco User	57	637.32	653.26
16322PA0050103	Rating Area 5	Tobacco User/Non-Tobacco User	58	666.35	683.01
16322PA0050103	Rating Area 5	Tobacco User/Non-Tobacco User	59	680.74	697.75
16322PA0050103	Rating Area 5	Tobacco User/Non-Tobacco User	60	709.77	727.51
16322PA0050103	Rating Area 5	Tobacco User/Non-Tobacco User	61	734.87	753.24
16322PA0050103	Rating Area 5	Tobacco User/Non-Tobacco User	62	751.35	770.13
16322PA0050103	Rating Area 5	Tobacco User/Non-Tobacco User	63	772.01	791.31
16322PA0050103	Rating Area 5	Tobacco User/Non-Tobacco User	64 and over	784.56	804.17
16322PA0050104	Rating Area 1	Tobacco User/Non-Tobacco User	0-14	196.77	196.77
16322PA0050104	Rating Area 1	Tobacco User/Non-Tobacco User	15	214.26	214.26
16322PA0050104	Rating Area 1	Tobacco User/Non-Tobacco User	16	220.95	220.95
16322PA0050104	Rating Area 1	Tobacco User/Non-Tobacco User	17	227.64	227.64
16322PA0050104	Rating Area 1	Tobacco User/Non-Tobacco User	18	234.84	240.71
16322PA0050104	Rating Area 1	Tobacco User/Non-Tobacco User	19	242.04	248.10
16322PA0050104	Rating Area 1	Tobacco User/Non-Tobacco User	20	249.50	255.74
16322PA0050104	Rating Area 1	Tobacco User/Non-Tobacco User	21	257.22	263.65
16322PA0050104	Rating Area 1	Tobacco User/Non-Tobacco User	22	257.22	263.65
16322PA0050104	Rating Area 1	Tobacco User/Non-Tobacco User	23	257.22	263.65
16322PA0050104	Rating Area 1	Tobacco User/Non-Tobacco User	24	257.22	263.65
16322PA0050104	Rating Area 1	Tobacco User/Non-Tobacco User	25	258.25	264.71
16322PA0050104	Rating Area 1	Tobacco User/Non-Tobacco User	26	263.39	269.98
16322PA0050104	Rating Area 1	Tobacco User/Non-Tobacco User	27	269.57	276.31
16322PA0050104	Rating Area 1	Tobacco User/Non-Tobacco User	28	279.60	286.59
16322PA0050104	Rating Area 1	Tobacco User/Non-Tobacco User	29	287.83	295.02
16322PA0050104	Rating Area 1	Tobacco User/Non-Tobacco User	30	291.94	299.24
16322PA0050104	Rating Area 1	Tobacco User/Non-Tobacco User	31	298.12	305.57
16322PA0050104	Rating Area 1	Tobacco User/Non-Tobacco User	32	304.29	311.90
16322PA0050104	Rating Area 1	Tobacco User/Non-Tobacco User	33	308.15	315.85
16322PA0050104	Rating Area 1	Tobacco User/Non-Tobacco User	34	312.27	320.07
16322PA0050104	Rating Area 1	Tobacco User/Non-Tobacco User	35	314.32	322.18
16322PA0050104	Rating Area 1	Tobacco User/Non-Tobacco User	36	316.38	324.29
16322PA0050104	Rating Area 1	Tobacco User/Non-Tobacco User	37	318.44	326.40
16322PA0050104	Rating Area 1	Tobacco User/Non-Tobacco User	38	320.50	328.51
16322PA0050104	Rating Area 1	Tobacco User/Non-Tobacco User	39	324.61	332.73
16322PA0050104	Rating Area 1	Tobacco User/Non-Tobacco User	40	328.73	336.95
16322PA0050104	Rating Area 1	Tobacco User/Non-Tobacco User	41	334.90	343.27
16322PA0050104	Rating Area 1	Tobacco User/Non-Tobacco User	42	340.82	349.34
16322PA0050104	Rating Area 1	Tobacco User/Non-Tobacco User	43	349.05	357.77
16322PA0050104	Rating Area 1	Tobacco User/Non-Tobacco User	44	359.34	368.32
16322PA0050104	Rating Area 1	Tobacco User/Non-Tobacco User	45	371.43	380.71
16322PA0050104	Rating Area 1	Tobacco User/Non-Tobacco User	46	385.83	395.48
16322PA0050104	Rating Area 1	Tobacco User/Non-Tobacco User	47	402.03	412.09
16322PA0050104	Rating Area 1	Tobacco User/Non-Tobacco User	48	420.55	431.07
16322PA0050104	Rating Area 1	Tobacco User/Non-Tobacco User	49	438.82	449.79
16322PA0050104	Rating Area 1	Tobacco User/Non-Tobacco User	50	459.39	470.88
16322PA0050104	Rating Area 1	Tobacco User/Non-Tobacco User	51	479.72	491.71
16322PA0050104	Rating Area 1	Tobacco User/Non-Tobacco User	52	502.09	514.65
16322PA0050104	Rating Area 1	Tobacco User/Non-Tobacco User	53	524.73	537.85
16322PA0050104	Rating Area 1	Tobacco User/Non-Tobacco User	54	549.16	562.89
16322PA0050104	Rating Area 1	Tobacco User/Non-Tobacco User	55	573.60	587.94
16322PA0050104	Rating Area 1	Tobacco User/Non-Tobacco User	56	600.09	615.10
16322PA0050104	Rating Area 1	Tobacco User/Non-Tobacco User	57	626.85	642.52
16322PA0050104	Rating Area 1	Tobacco User/Non-Tobacco User	58	655.40	671.78
16322PA0050104	Rating Area 1	Tobacco User/Non-Tobacco User	59	669.54	686.28
16322PA0050104	Rating Area 1	Tobacco User/Non-Tobacco User	60	698.10	715.55
16322PA0050104	Rating Area 1	Tobacco User/Non-Tobacco User	61	722.79	740.86
16322PA0050104	Rating Area 1	Tobacco User/Non-Tobacco User	62	738.99	757.47
16322PA0050104	Rating Area 1	Tobacco User/Non-Tobacco User	63	759.31	778.30
16322PA0050104	Rating Area 1	Tobacco User/Non-Tobacco User	64 and over	771.66	790.95
16322PA0050104	Rating Area 3	Tobacco User/Non-Tobacco User	0-14	248.30	248.30
16322PA0050104	Rating Area 3	Tobacco User/Non-Tobacco User	15	270.38	270.38
16322PA0050104	Rating Area 3	Tobacco User/Non-Tobacco User	16	278.81	278.81
16322PA0050104	Rating Area 3	Tobacco User/Non-Tobacco User	17	287.25	287.25
16322PA0050104	Rating Area 3	Tobacco User/Non-Tobacco User	18	296.34	303.75
16322PA0050104	Rating Area 3	Tobacco User/Non-Tobacco User	19	305.43	313.07
16322PA0050104	Rating Area 3	Tobacco User/Non-Tobacco User	20	314.84	322.71
16322PA0050104	Rating Area 3	Tobacco User/Non-Tobacco User	21	324.58	332.69
16322PA0050104	Rating Area 3	Tobacco User/Non-Tobacco User	22	324.58	332.69
16322PA0050104	Rating Area 3	Tobacco User/Non-Tobacco User	23	324.58	332.69
16322PA0050104	Rating Area 3	Tobacco User/Non-Tobacco User	24	324.58	332.69
16322PA0050104	Rating Area 3	Tobacco User/Non-Tobacco User	25	325.88	334.03
16322PA0050104	Rating Area 3	Tobacco User/Non-Tobacco User	26	332.37	340.68
16322PA0050104	Rating Area 3	Tobacco User/Non-Tobacco User	27	340.16	348.66

16322PA0050104	Rating Area 3	Tobacco User/Non-Tobacco User	28	352.82	361.64
16322PA0050104	Rating Area 3	Tobacco User/Non-Tobacco User	29	363.21	372.29
16322PA0050104	Rating Area 3	Tobacco User/Non-Tobacco User	30	368.40	377.61
16322PA0050104	Rating Area 3	Tobacco User/Non-Tobacco User	31	376.19	385.59
16322PA0050104	Rating Area 3	Tobacco User/Non-Tobacco User	32	383.98	393.58
16322PA0050104	Rating Area 3	Tobacco User/Non-Tobacco User	33	388.85	398.57
16322PA0050104	Rating Area 3	Tobacco User/Non-Tobacco User	34	394.04	403.89
16322PA0050104	Rating Area 3	Tobacco User/Non-Tobacco User	35	396.64	406.55
16322PA0050104	Rating Area 3	Tobacco User/Non-Tobacco User	36	399.23	409.21
16322PA0050104	Rating Area 3	Tobacco User/Non-Tobacco User	37	401.83	411.88
16322PA0050104	Rating Area 3	Tobacco User/Non-Tobacco User	38	404.43	414.54
16322PA0050104	Rating Area 3	Tobacco User/Non-Tobacco User	39	409.62	419.86
16322PA0050104	Rating Area 3	Tobacco User/Non-Tobacco User	40	414.81	425.18
16322PA0050104	Rating Area 3	Tobacco User/Non-Tobacco User	41	422.60	433.17
16322PA0050104	Rating Area 3	Tobacco User/Non-Tobacco User	42	430.07	440.82
16322PA0050104	Rating Area 3	Tobacco User/Non-Tobacco User	43	440.46	451.47
16322PA0050104	Rating Area 3	Tobacco User/Non-Tobacco User	44	453.44	464.77
16322PA0050104	Rating Area 3	Tobacco User/Non-Tobacco User	45	468.69	480.41
16322PA0050104	Rating Area 3	Tobacco User/Non-Tobacco User	46	486.87	499.04
16322PA0050104	Rating Area 3	Tobacco User/Non-Tobacco User	47	507.32	520.00
16322PA0050104	Rating Area 3	Tobacco User/Non-Tobacco User	48	530.69	543.96
16322PA0050104	Rating Area 3	Tobacco User/Non-Tobacco User	49	553.73	567.58
16322PA0050104	Rating Area 3	Tobacco User/Non-Tobacco User	50	579.70	594.19
16322PA0050104	Rating Area 3	Tobacco User/Non-Tobacco User	51	605.34	620.48
16322PA0050104	Rating Area 3	Tobacco User/Non-Tobacco User	52	633.58	649.42
16322PA0050104	Rating Area 3	Tobacco User/Non-Tobacco User	53	662.14	678.70
16322PA0050104	Rating Area 3	Tobacco User/Non-Tobacco User	54	692.98	710.30
16322PA0050104	Rating Area 3	Tobacco User/Non-Tobacco User	55	723.81	741.91
16322PA0050104	Rating Area 3	Tobacco User/Non-Tobacco User	56	757.25	776.18
16322PA0050104	Rating Area 3	Tobacco User/Non-Tobacco User	57	791.00	810.78
16322PA0050104	Rating Area 3	Tobacco User/Non-Tobacco User	58	827.03	847.71
16322PA0050104	Rating Area 3	Tobacco User/Non-Tobacco User	59	844.88	866.00
16322PA0050104	Rating Area 3	Tobacco User/Non-Tobacco User	60	880.91	902.93
16322PA0050104	Rating Area 3	Tobacco User/Non-Tobacco User	61	912.07	934.87
16322PA0050104	Rating Area 3	Tobacco User/Non-Tobacco User	62	932.52	955.83
16322PA0050104	Rating Area 3	Tobacco User/Non-Tobacco User	63	958.16	982.11
16322PA0050104	Rating Area 3	Tobacco User/Non-Tobacco User	64 and over	973.74	998.08
16322PA0050104	Rating Area 4	Tobacco User/Non-Tobacco User	0-14	196.77	196.77
16322PA0050104	Rating Area 4	Tobacco User/Non-Tobacco User	15	214.26	214.26
16322PA0050104	Rating Area 4	Tobacco User/Non-Tobacco User	16	220.95	220.95
16322PA0050104	Rating Area 4	Tobacco User/Non-Tobacco User	17	227.64	227.64
16322PA0050104	Rating Area 4	Tobacco User/Non-Tobacco User	18	234.84	240.71
16322PA0050104	Rating Area 4	Tobacco User/Non-Tobacco User	19	242.04	248.10
16322PA0050104	Rating Area 4	Tobacco User/Non-Tobacco User	20	249.50	255.74
16322PA0050104	Rating Area 4	Tobacco User/Non-Tobacco User	21	257.22	263.65
16322PA0050104	Rating Area 4	Tobacco User/Non-Tobacco User	22	257.22	263.65
16322PA0050104	Rating Area 4	Tobacco User/Non-Tobacco User	23	257.22	263.65
16322PA0050104	Rating Area 4	Tobacco User/Non-Tobacco User	24	257.22	263.65
16322PA0050104	Rating Area 4	Tobacco User/Non-Tobacco User	25	258.25	264.71
16322PA0050104	Rating Area 4	Tobacco User/Non-Tobacco User	26	263.39	269.98
16322PA0050104	Rating Area 4	Tobacco User/Non-Tobacco User	27	269.57	276.31
16322PA0050104	Rating Area 4	Tobacco User/Non-Tobacco User	28	279.60	286.59
16322PA0050104	Rating Area 4	Tobacco User/Non-Tobacco User	29	287.83	295.02
16322PA0050104	Rating Area 4	Tobacco User/Non-Tobacco User	30	291.94	299.24
16322PA0050104	Rating Area 4	Tobacco User/Non-Tobacco User	31	298.12	305.57
16322PA0050104	Rating Area 4	Tobacco User/Non-Tobacco User	32	304.29	311.90
16322PA0050104	Rating Area 4	Tobacco User/Non-Tobacco User	33	308.15	315.85
16322PA0050104	Rating Area 4	Tobacco User/Non-Tobacco User	34	312.27	320.07
16322PA0050104	Rating Area 4	Tobacco User/Non-Tobacco User	35	314.32	322.18
16322PA0050104	Rating Area 4	Tobacco User/Non-Tobacco User	36	316.38	324.29
16322PA0050104	Rating Area 4	Tobacco User/Non-Tobacco User	37	318.44	326.40
16322PA0050104	Rating Area 4	Tobacco User/Non-Tobacco User	38	320.50	328.51
16322PA0050104	Rating Area 4	Tobacco User/Non-Tobacco User	39	324.61	332.73
16322PA0050104	Rating Area 4	Tobacco User/Non-Tobacco User	40	328.73	336.95
16322PA0050104	Rating Area 4	Tobacco User/Non-Tobacco User	41	334.90	343.27
16322PA0050104	Rating Area 4	Tobacco User/Non-Tobacco User	42	340.82	349.34
16322PA0050104	Rating Area 4	Tobacco User/Non-Tobacco User	43	349.05	357.77
16322PA0050104	Rating Area 4	Tobacco User/Non-Tobacco User	44	359.34	368.32
16322PA0050104	Rating Area 4	Tobacco User/Non-Tobacco User	45	371.43	380.71
16322PA0050104	Rating Area 4	Tobacco User/Non-Tobacco User	46	385.83	395.48
16322PA0050104	Rating Area 4	Tobacco User/Non-Tobacco User	47	402.03	412.09
16322PA0050104	Rating Area 4	Tobacco User/Non-Tobacco User	48	420.55	431.07
16322PA0050104	Rating Area 4	Tobacco User/Non-Tobacco User	49	438.82	449.79
16322PA0050104	Rating Area 4	Tobacco User/Non-Tobacco User	50	459.39	470.88
16322PA0050104	Rating Area 4	Tobacco User/Non-Tobacco User	51	479.72	491.71
16322PA0050104	Rating Area 4	Tobacco User/Non-Tobacco User	52	502.09	514.65
16322PA0050104	Rating Area 4	Tobacco User/Non-Tobacco User	53	524.73	537.85
16322PA0050104	Rating Area 4	Tobacco User/Non-Tobacco User	54	549.16	562.89
16322PA0050104	Rating Area 4	Tobacco User/Non-Tobacco User	55	573.60	587.94
16322PA0050104	Rating Area 4	Tobacco User/Non-Tobacco User	56	600.09	615.10
16322PA0050104	Rating Area 4	Tobacco User/Non-Tobacco User	57	626.85	642.52
16322PA0050104	Rating Area 4	Tobacco User/Non-Tobacco User	58	655.40	671.78
16322PA0050104	Rating Area 4	Tobacco User/Non-Tobacco User	59	669.54	686.28
16322PA0050104	Rating Area 4	Tobacco User/Non-Tobacco User	60	698.10	715.55
16322PA0050104	Rating Area 4	Tobacco User/Non-Tobacco User	61	722.79	740.86
16322PA0050104	Rating Area 4	Tobacco User/Non-Tobacco User	62	738.99	757.47
16322PA0050104	Rating Area 4	Tobacco User/Non-Tobacco User	63	759.31	778.30
16322PA0050104	Rating Area 4	Tobacco User/Non-Tobacco User	64 and over	771.66	790.95
16322PA0050104	Rating Area 5	Tobacco User/Non-Tobacco User	0-14	196.77	196.77
16322PA0050104	Rating Area 5	Tobacco User/Non-Tobacco User	15	214.26	214.26
16322PA0050104	Rating Area 5	Tobacco User/Non-Tobacco User	16	220.95	220.95
16322PA0050104	Rating Area 5	Tobacco User/Non-Tobacco User	17	227.64	227.64
16322PA0050104	Rating Area 5	Tobacco User/Non-Tobacco User	18	234.84	240.71
16322PA0050104	Rating Area 5	Tobacco User/Non-Tobacco User	19	242.04	248.10
16322PA0050104	Rating Area 5	Tobacco User/Non-Tobacco User	20	249.50	255.74
16322PA0050104	Rating Area 5	Tobacco User/Non-Tobacco User	21	257.22	263.65
16322PA0050104	Rating Area 5	Tobacco User/Non-Tobacco User	22	257.22	263.65
16322PA0050104	Rating Area 5	Tobacco User/Non-Tobacco User	23	257.22	263.65
16322PA0050104	Rating Area 5	Tobacco User/Non-Tobacco User	24	257.22	263.65
16322PA0050104	Rating Area 5	Tobacco User/Non-Tobacco User	25	258.25	264.71
16322PA0050104	Rating Area 5	Tobacco User/Non-Tobacco User	26	263.39	269.98
16322PA0050104	Rating Area 5	Tobacco User/Non-Tobacco User	27	269.57	276.31
16322PA0050104	Rating Area 5	Tobacco User/Non-Tobacco User	28	279.60	286.59
16322PA0050104	Rating Area 5	Tobacco User/Non-Tobacco User	29	287.83	295.02
16322PA0050104	Rating Area 5	Tobacco User/Non-Tobacco User	30	291.94	299.24

16322PA0050104	Rating Area 5	Tobacco User/Non-Tobacco User	31	298.12	305.57
16322PA0050104	Rating Area 5	Tobacco User/Non-Tobacco User	32	304.29	311.90
16322PA0050104	Rating Area 5	Tobacco User/Non-Tobacco User	33	308.15	315.85
16322PA0050104	Rating Area 5	Tobacco User/Non-Tobacco User	34	312.27	320.07
16322PA0050104	Rating Area 5	Tobacco User/Non-Tobacco User	35	314.32	322.18
16322PA0050104	Rating Area 5	Tobacco User/Non-Tobacco User	36	316.38	324.29
16322PA0050104	Rating Area 5	Tobacco User/Non-Tobacco User	37	318.44	326.40
16322PA0050104	Rating Area 5	Tobacco User/Non-Tobacco User	38	320.50	328.51
16322PA0050104	Rating Area 5	Tobacco User/Non-Tobacco User	39	324.61	332.73
16322PA0050104	Rating Area 5	Tobacco User/Non-Tobacco User	40	328.73	336.95
16322PA0050104	Rating Area 5	Tobacco User/Non-Tobacco User	41	334.90	343.27
16322PA0050104	Rating Area 5	Tobacco User/Non-Tobacco User	42	340.82	349.34
16322PA0050104	Rating Area 5	Tobacco User/Non-Tobacco User	43	349.05	357.77
16322PA0050104	Rating Area 5	Tobacco User/Non-Tobacco User	44	359.34	368.32
16322PA0050104	Rating Area 5	Tobacco User/Non-Tobacco User	45	371.43	380.71
16322PA0050104	Rating Area 5	Tobacco User/Non-Tobacco User	46	385.83	395.48
16322PA0050104	Rating Area 5	Tobacco User/Non-Tobacco User	47	402.03	412.09
16322PA0050104	Rating Area 5	Tobacco User/Non-Tobacco User	48	420.55	431.07
16322PA0050104	Rating Area 5	Tobacco User/Non-Tobacco User	49	438.82	449.79
16322PA0050104	Rating Area 5	Tobacco User/Non-Tobacco User	50	459.39	470.88
16322PA0050104	Rating Area 5	Tobacco User/Non-Tobacco User	51	479.72	491.71
16322PA0050104	Rating Area 5	Tobacco User/Non-Tobacco User	52	502.09	514.65
16322PA0050104	Rating Area 5	Tobacco User/Non-Tobacco User	53	524.73	537.85
16322PA0050104	Rating Area 5	Tobacco User/Non-Tobacco User	54	549.16	562.89
16322PA0050104	Rating Area 5	Tobacco User/Non-Tobacco User	55	573.60	587.94
16322PA0050104	Rating Area 5	Tobacco User/Non-Tobacco User	56	600.09	615.10
16322PA0050104	Rating Area 5	Tobacco User/Non-Tobacco User	57	626.85	642.52
16322PA0050104	Rating Area 5	Tobacco User/Non-Tobacco User	58	655.40	671.78
16322PA0050104	Rating Area 5	Tobacco User/Non-Tobacco User	59	689.54	686.28
16322PA0050104	Rating Area 5	Tobacco User/Non-Tobacco User	60	698.10	715.55
16322PA0050104	Rating Area 5	Tobacco User/Non-Tobacco User	61	722.79	740.86
16322PA0050104	Rating Area 5	Tobacco User/Non-Tobacco User	62	738.99	757.47
16322PA0050104	Rating Area 5	Tobacco User/Non-Tobacco User	63	759.31	778.30
16322PA0050104	Rating Area 5	Tobacco User/Non-Tobacco User	64 and over	771.66	790.95
16322PA0050105	Rating Area 1	Tobacco User/Non-Tobacco User	0-14	166.20	166.20
16322PA0050105	Rating Area 1	Tobacco User/Non-Tobacco User	15	180.98	180.98
16322PA0050105	Rating Area 1	Tobacco User/Non-Tobacco User	16	186.63	186.63
16322PA0050105	Rating Area 1	Tobacco User/Non-Tobacco User	17	192.28	192.28
16322PA0050105	Rating Area 1	Tobacco User/Non-Tobacco User	18	198.36	203.32
16322PA0050105	Rating Area 1	Tobacco User/Non-Tobacco User	19	204.44	209.55
16322PA0050105	Rating Area 1	Tobacco User/Non-Tobacco User	20	210.74	216.01
16322PA0050105	Rating Area 1	Tobacco User/Non-Tobacco User	21	217.26	222.69
16322PA0050105	Rating Area 1	Tobacco User/Non-Tobacco User	22	217.26	222.69
16322PA0050105	Rating Area 1	Tobacco User/Non-Tobacco User	23	217.26	222.69
16322PA0050105	Rating Area 1	Tobacco User/Non-Tobacco User	24	217.26	222.69
16322PA0050105	Rating Area 1	Tobacco User/Non-Tobacco User	25	218.13	223.58
16322PA0050105	Rating Area 1	Tobacco User/Non-Tobacco User	26	222.47	228.04
16322PA0050105	Rating Area 1	Tobacco User/Non-Tobacco User	27	227.69	233.38
16322PA0050105	Rating Area 1	Tobacco User/Non-Tobacco User	28	236.16	242.07
16322PA0050105	Rating Area 1	Tobacco User/Non-Tobacco User	29	243.11	249.19
16322PA0050105	Rating Area 1	Tobacco User/Non-Tobacco User	30	246.59	252.75
16322PA0050105	Rating Area 1	Tobacco User/Non-Tobacco User	31	251.80	258.10
16322PA0050105	Rating Area 1	Tobacco User/Non-Tobacco User	32	257.02	263.44
16322PA0050105	Rating Area 1	Tobacco User/Non-Tobacco User	33	260.28	266.78
16322PA0050105	Rating Area 1	Tobacco User/Non-Tobacco User	34	263.75	270.35
16322PA0050105	Rating Area 1	Tobacco User/Non-Tobacco User	35	265.49	272.13
16322PA0050105	Rating Area 1	Tobacco User/Non-Tobacco User	36	267.23	273.91
16322PA0050105	Rating Area 1	Tobacco User/Non-Tobacco User	37	268.97	275.69
16322PA0050105	Rating Area 1	Tobacco User/Non-Tobacco User	38	270.71	277.47
16322PA0050105	Rating Area 1	Tobacco User/Non-Tobacco User	39	274.18	281.04
16322PA0050105	Rating Area 1	Tobacco User/Non-Tobacco User	40	277.66	284.60
16322PA0050105	Rating Area 1	Tobacco User/Non-Tobacco User	41	282.87	289.94
16322PA0050105	Rating Area 1	Tobacco User/Non-Tobacco User	42	287.87	295.07
16322PA0050105	Rating Area 1	Tobacco User/Non-Tobacco User	43	294.82	302.19
16322PA0050105	Rating Area 1	Tobacco User/Non-Tobacco User	44	303.51	311.10
16322PA0050105	Rating Area 1	Tobacco User/Non-Tobacco User	45	313.72	321.57
16322PA0050105	Rating Area 1	Tobacco User/Non-Tobacco User	46	325.89	334.04
16322PA0050105	Rating Area 1	Tobacco User/Non-Tobacco User	47	339.58	348.07
16322PA0050105	Rating Area 1	Tobacco User/Non-Tobacco User	48	355.22	364.10
16322PA0050105	Rating Area 1	Tobacco User/Non-Tobacco User	49	370.65	379.91
16322PA0050105	Rating Area 1	Tobacco User/Non-Tobacco User	50	388.03	397.73
16322PA0050105	Rating Area 1	Tobacco User/Non-Tobacco User	51	405.19	415.32
16322PA0050105	Rating Area 1	Tobacco User/Non-Tobacco User	52	424.09	434.69
16322PA0050105	Rating Area 1	Tobacco User/Non-Tobacco User	53	443.21	454.29
16322PA0050105	Rating Area 1	Tobacco User/Non-Tobacco User	54	463.85	475.45
16322PA0050105	Rating Area 1	Tobacco User/Non-Tobacco User	55	484.49	496.60
16322PA0050105	Rating Area 1	Tobacco User/Non-Tobacco User	56	506.87	519.54
16322PA0050105	Rating Area 1	Tobacco User/Non-Tobacco User	57	529.46	542.70
16322PA0050105	Rating Area 1	Tobacco User/Non-Tobacco User	58	553.58	567.42
16322PA0050105	Rating Area 1	Tobacco User/Non-Tobacco User	59	565.53	579.67
16322PA0050105	Rating Area 1	Tobacco User/Non-Tobacco User	60	589.64	604.38
16322PA0050105	Rating Area 1	Tobacco User/Non-Tobacco User	61	610.50	625.76
16322PA0050105	Rating Area 1	Tobacco User/Non-Tobacco User	62	624.19	639.79
16322PA0050105	Rating Area 1	Tobacco User/Non-Tobacco User	63	641.35	657.39
16322PA0050105	Rating Area 1	Tobacco User/Non-Tobacco User	64 and over	651.78	668.07
16322PA0050105	Rating Area 3	Tobacco User/Non-Tobacco User	0-14	209.73	209.73
16322PA0050105	Rating Area 3	Tobacco User/Non-Tobacco User	15	228.38	228.38
16322PA0050105	Rating Area 3	Tobacco User/Non-Tobacco User	16	235.50	235.50
16322PA0050105	Rating Area 3	Tobacco User/Non-Tobacco User	17	242.63	242.63
16322PA0050105	Rating Area 3	Tobacco User/Non-Tobacco User	18	250.31	256.57
16322PA0050105	Rating Area 3	Tobacco User/Non-Tobacco User	19	257.98	264.43
16322PA0050105	Rating Area 3	Tobacco User/Non-Tobacco User	20	265.94	272.58
16322PA0050105	Rating Area 3	Tobacco User/Non-Tobacco User	21	274.16	281.01
16322PA0050105	Rating Area 3	Tobacco User/Non-Tobacco User	22	274.16	281.01
16322PA0050105	Rating Area 3	Tobacco User/Non-Tobacco User	23	274.16	281.01
16322PA0050105	Rating Area 3	Tobacco User/Non-Tobacco User	24	274.16	281.01
16322PA0050105	Rating Area 3	Tobacco User/Non-Tobacco User	25	275.26	282.14
16322PA0050105	Rating Area 3	Tobacco User/Non-Tobacco User	26	280.74	287.76
16322PA0050105	Rating Area 3	Tobacco User/Non-Tobacco User	27	287.32	294.50
16322PA0050105	Rating Area 3	Tobacco User/Non-Tobacco User	28	298.01	305.46
16322PA0050105	Rating Area 3	Tobacco User/Non-Tobacco User	29	306.79	314.45
16322PA0050105	Rating Area 3	Tobacco User/Non-Tobacco User	30	311.17	318.95
16322PA0050105	Rating Area 3	Tobacco User/Non-Tobacco User	31	317.75	325.70
16322PA0050105	Rating Area 3	Tobacco User/Non-Tobacco User	32	324.33	332.44
16322PA0050105	Rating Area 3	Tobacco User/Non-Tobacco User	33	328.44	336.65

16322PA0050105	Rating Area 3	Tobacco User/Non-Tobacco User	34	332.83	341.15
16322PA0050105	Rating Area 3	Tobacco User/Non-Tobacco User	35	335.02	343.40
16322PA0050105	Rating Area 3	Tobacco User/Non-Tobacco User	36	337.22	345.65
16322PA0050105	Rating Area 3	Tobacco User/Non-Tobacco User	37	339.41	347.90
16322PA0050105	Rating Area 3	Tobacco User/Non-Tobacco User	38	341.60	350.14
16322PA0050105	Rating Area 3	Tobacco User/Non-Tobacco User	39	345.99	354.64
16322PA0050105	Rating Area 3	Tobacco User/Non-Tobacco User	40	350.38	359.14
16322PA0050105	Rating Area 3	Tobacco User/Non-Tobacco User	41	356.96	365.88
16322PA0050105	Rating Area 3	Tobacco User/Non-Tobacco User	42	363.26	372.34
16322PA0050105	Rating Area 3	Tobacco User/Non-Tobacco User	43	372.04	381.34
16322PA0050105	Rating Area 3	Tobacco User/Non-Tobacco User	44	383.00	392.58
16322PA0050105	Rating Area 3	Tobacco User/Non-Tobacco User	45	395.89	405.78
16322PA0050105	Rating Area 3	Tobacco User/Non-Tobacco User	46	411.24	421.52
16322PA0050105	Rating Area 3	Tobacco User/Non-Tobacco User	47	428.51	439.22
16322PA0050105	Rating Area 3	Tobacco User/Non-Tobacco User	48	448.25	459.46
16322PA0050105	Rating Area 3	Tobacco User/Non-Tobacco User	49	467.72	479.41
16322PA0050105	Rating Area 3	Tobacco User/Non-Tobacco User	50	489.65	501.89
16322PA0050105	Rating Area 3	Tobacco User/Non-Tobacco User	51	511.31	524.09
16322PA0050105	Rating Area 3	Tobacco User/Non-Tobacco User	52	535.16	548.54
16322PA0050105	Rating Area 3	Tobacco User/Non-Tobacco User	53	559.29	573.27
16322PA0050105	Rating Area 3	Tobacco User/Non-Tobacco User	54	585.33	599.96
16322PA0050105	Rating Area 3	Tobacco User/Non-Tobacco User	55	611.38	626.66
16322PA0050105	Rating Area 3	Tobacco User/Non-Tobacco User	56	639.62	655.61
16322PA0050105	Rating Area 3	Tobacco User/Non-Tobacco User	57	668.13	684.83
16322PA0050105	Rating Area 3	Tobacco User/Non-Tobacco User	58	698.56	716.02
16322PA0050105	Rating Area 3	Tobacco User/Non-Tobacco User	59	713.64	731.48
16322PA0050105	Rating Area 3	Tobacco User/Non-Tobacco User	60	744.07	762.67
16322PA0050105	Rating Area 3	Tobacco User/Non-Tobacco User	61	770.39	789.65
16322PA0050105	Rating Area 3	Tobacco User/Non-Tobacco User	62	787.66	807.35
16322PA0050105	Rating Area 3	Tobacco User/Non-Tobacco User	63	809.32	829.55
16322PA0050105	Rating Area 3	Tobacco User/Non-Tobacco User	64 and over	822.48	843.04
16322PA0050105	Rating Area 4	Tobacco User/Non-Tobacco User	0-14	166.20	166.20
16322PA0050105	Rating Area 4	Tobacco User/Non-Tobacco User	15	180.98	180.98
16322PA0050105	Rating Area 4	Tobacco User/Non-Tobacco User	16	186.63	186.63
16322PA0050105	Rating Area 4	Tobacco User/Non-Tobacco User	17	192.28	192.28
16322PA0050105	Rating Area 4	Tobacco User/Non-Tobacco User	18	198.36	203.32
16322PA0050105	Rating Area 4	Tobacco User/Non-Tobacco User	19	204.44	209.55
16322PA0050105	Rating Area 4	Tobacco User/Non-Tobacco User	20	210.74	216.01
16322PA0050105	Rating Area 4	Tobacco User/Non-Tobacco User	21	217.26	222.69
16322PA0050105	Rating Area 4	Tobacco User/Non-Tobacco User	22	217.26	222.69
16322PA0050105	Rating Area 4	Tobacco User/Non-Tobacco User	23	217.26	222.69
16322PA0050105	Rating Area 4	Tobacco User/Non-Tobacco User	24	217.26	222.69
16322PA0050105	Rating Area 4	Tobacco User/Non-Tobacco User	25	218.13	223.58
16322PA0050105	Rating Area 4	Tobacco User/Non-Tobacco User	26	222.47	228.04
16322PA0050105	Rating Area 4	Tobacco User/Non-Tobacco User	27	227.69	233.38
16322PA0050105	Rating Area 4	Tobacco User/Non-Tobacco User	28	236.16	242.07
16322PA0050105	Rating Area 4	Tobacco User/Non-Tobacco User	29	243.11	249.19
16322PA0050105	Rating Area 4	Tobacco User/Non-Tobacco User	30	246.59	252.75
16322PA0050105	Rating Area 4	Tobacco User/Non-Tobacco User	31	251.80	258.10
16322PA0050105	Rating Area 4	Tobacco User/Non-Tobacco User	32	257.02	263.44
16322PA0050105	Rating Area 4	Tobacco User/Non-Tobacco User	33	260.28	266.78
16322PA0050105	Rating Area 4	Tobacco User/Non-Tobacco User	34	263.75	270.35
16322PA0050105	Rating Area 4	Tobacco User/Non-Tobacco User	35	265.49	272.13
16322PA0050105	Rating Area 4	Tobacco User/Non-Tobacco User	36	267.23	273.91
16322PA0050105	Rating Area 4	Tobacco User/Non-Tobacco User	37	268.97	275.69
16322PA0050105	Rating Area 4	Tobacco User/Non-Tobacco User	38	270.71	277.47
16322PA0050105	Rating Area 4	Tobacco User/Non-Tobacco User	39	274.18	281.04
16322PA0050105	Rating Area 4	Tobacco User/Non-Tobacco User	40	277.66	284.60
16322PA0050105	Rating Area 4	Tobacco User/Non-Tobacco User	41	282.87	289.94
16322PA0050105	Rating Area 4	Tobacco User/Non-Tobacco User	42	287.87	295.07
16322PA0050105	Rating Area 4	Tobacco User/Non-Tobacco User	43	294.82	302.19
16322PA0050105	Rating Area 4	Tobacco User/Non-Tobacco User	44	303.51	311.10
16322PA0050105	Rating Area 4	Tobacco User/Non-Tobacco User	45	313.72	321.57
16322PA0050105	Rating Area 4	Tobacco User/Non-Tobacco User	46	325.89	334.04
16322PA0050105	Rating Area 4	Tobacco User/Non-Tobacco User	47	339.58	348.07
16322PA0050105	Rating Area 4	Tobacco User/Non-Tobacco User	48	355.22	364.10
16322PA0050105	Rating Area 4	Tobacco User/Non-Tobacco User	49	370.65	379.91
16322PA0050105	Rating Area 4	Tobacco User/Non-Tobacco User	50	388.03	397.73
16322PA0050105	Rating Area 4	Tobacco User/Non-Tobacco User	51	405.19	415.32
16322PA0050105	Rating Area 4	Tobacco User/Non-Tobacco User	52	424.09	434.69
16322PA0050105	Rating Area 4	Tobacco User/Non-Tobacco User	53	443.21	454.29
16322PA0050105	Rating Area 4	Tobacco User/Non-Tobacco User	54	463.85	475.45
16322PA0050105	Rating Area 4	Tobacco User/Non-Tobacco User	55	484.49	496.60
16322PA0050105	Rating Area 4	Tobacco User/Non-Tobacco User	56	506.87	519.54
16322PA0050105	Rating Area 4	Tobacco User/Non-Tobacco User	57	529.46	542.70
16322PA0050105	Rating Area 4	Tobacco User/Non-Tobacco User	58	553.58	567.42
16322PA0050105	Rating Area 4	Tobacco User/Non-Tobacco User	59	565.53	579.67
16322PA0050105	Rating Area 4	Tobacco User/Non-Tobacco User	60	589.64	604.38
16322PA0050105	Rating Area 4	Tobacco User/Non-Tobacco User	61	610.50	625.76
16322PA0050105	Rating Area 4	Tobacco User/Non-Tobacco User	62	624.19	639.79
16322PA0050105	Rating Area 4	Tobacco User/Non-Tobacco User	63	641.35	657.39
16322PA0050105	Rating Area 4	Tobacco User/Non-Tobacco User	64 and over	651.78	668.07
16322PA0050105	Rating Area 5	Tobacco User/Non-Tobacco User	0-14	166.20	166.20
16322PA0050105	Rating Area 5	Tobacco User/Non-Tobacco User	15	180.98	180.98
16322PA0050105	Rating Area 5	Tobacco User/Non-Tobacco User	16	186.63	186.63
16322PA0050105	Rating Area 5	Tobacco User/Non-Tobacco User	17	192.28	192.28
16322PA0050105	Rating Area 5	Tobacco User/Non-Tobacco User	18	198.36	203.32
16322PA0050105	Rating Area 5	Tobacco User/Non-Tobacco User	19	204.44	209.55
16322PA0050105	Rating Area 5	Tobacco User/Non-Tobacco User	20	210.74	216.01
16322PA0050105	Rating Area 5	Tobacco User/Non-Tobacco User	21	217.26	222.69
16322PA0050105	Rating Area 5	Tobacco User/Non-Tobacco User	22	217.26	222.69
16322PA0050105	Rating Area 5	Tobacco User/Non-Tobacco User	23	217.26	222.69
16322PA0050105	Rating Area 5	Tobacco User/Non-Tobacco User	24	217.26	222.69
16322PA0050105	Rating Area 5	Tobacco User/Non-Tobacco User	25	218.13	223.58
16322PA0050105	Rating Area 5	Tobacco User/Non-Tobacco User	26	222.47	228.04
16322PA0050105	Rating Area 5	Tobacco User/Non-Tobacco User	27	227.69	233.38
16322PA0050105	Rating Area 5	Tobacco User/Non-Tobacco User	28	236.16	242.07
16322PA0050105	Rating Area 5	Tobacco User/Non-Tobacco User	29	243.11	249.19
16322PA0050105	Rating Area 5	Tobacco User/Non-Tobacco User	30	246.59	252.75
16322PA0050105	Rating Area 5	Tobacco User/Non-Tobacco User	31	251.80	258.10
16322PA0050105	Rating Area 5	Tobacco User/Non-Tobacco User	32	257.02	263.44
16322PA0050105	Rating Area 5	Tobacco User/Non-Tobacco User	33	260.28	266.78
16322PA0050105	Rating Area 5	Tobacco User/Non-Tobacco User	34	263.75	270.35
16322PA0050105	Rating Area 5	Tobacco User/Non-Tobacco User	35	265.49	272.13
16322PA0050105	Rating Area 5	Tobacco User/Non-Tobacco User	36	267.23	273.91

16322PA0050105	Rating Area 5	Tobacco User/Non-Tobacco User	37	268.97	275.69
16322PA0050105	Rating Area 5	Tobacco User/Non-Tobacco User	38	270.71	277.47
16322PA0050105	Rating Area 5	Tobacco User/Non-Tobacco User	39	274.18	281.04
16322PA0050105	Rating Area 5	Tobacco User/Non-Tobacco User	40	277.66	284.60
16322PA0050105	Rating Area 5	Tobacco User/Non-Tobacco User	41	282.87	289.94
16322PA0050105	Rating Area 5	Tobacco User/Non-Tobacco User	42	287.87	295.07
16322PA0050105	Rating Area 5	Tobacco User/Non-Tobacco User	43	294.82	302.19
16322PA0050105	Rating Area 5	Tobacco User/Non-Tobacco User	44	303.51	311.10
16322PA0050105	Rating Area 5	Tobacco User/Non-Tobacco User	45	313.72	321.57
16322PA0050105	Rating Area 5	Tobacco User/Non-Tobacco User	46	325.89	334.04
16322PA0050105	Rating Area 5	Tobacco User/Non-Tobacco User	47	339.58	348.07
16322PA0050105	Rating Area 5	Tobacco User/Non-Tobacco User	48	355.22	364.10
16322PA0050105	Rating Area 5	Tobacco User/Non-Tobacco User	49	370.65	379.91
16322PA0050105	Rating Area 5	Tobacco User/Non-Tobacco User	50	388.03	397.73
16322PA0050105	Rating Area 5	Tobacco User/Non-Tobacco User	51	405.19	415.32
16322PA0050105	Rating Area 5	Tobacco User/Non-Tobacco User	52	424.09	434.69
16322PA0050105	Rating Area 5	Tobacco User/Non-Tobacco User	53	443.21	454.29
16322PA0050105	Rating Area 5	Tobacco User/Non-Tobacco User	54	463.85	475.45
16322PA0050105	Rating Area 5	Tobacco User/Non-Tobacco User	55	484.49	496.60
16322PA0050105	Rating Area 5	Tobacco User/Non-Tobacco User	56	506.87	519.54
16322PA0050105	Rating Area 5	Tobacco User/Non-Tobacco User	57	529.46	542.70
16322PA0050105	Rating Area 5	Tobacco User/Non-Tobacco User	58	553.58	567.42
16322PA0050105	Rating Area 5	Tobacco User/Non-Tobacco User	59	565.53	579.67
16322PA0050105	Rating Area 5	Tobacco User/Non-Tobacco User	60	589.64	604.38
16322PA0050105	Rating Area 5	Tobacco User/Non-Tobacco User	61	610.50	625.76
16322PA0050105	Rating Area 5	Tobacco User/Non-Tobacco User	62	624.19	639.79
16322PA0050105	Rating Area 5	Tobacco User/Non-Tobacco User	63	641.35	657.39
16322PA0050105	Rating Area 5	Tobacco User/Non-Tobacco User	64 and over	651.78	668.07
16322PA0050106	Rating Area 1	Tobacco User/Non-Tobacco User	0-14	212.17	212.17
16322PA0050106	Rating Area 1	Tobacco User/Non-Tobacco User	15	231.02	231.02
16322PA0050106	Rating Area 1	Tobacco User/Non-Tobacco User	16	238.24	238.24
16322PA0050106	Rating Area 1	Tobacco User/Non-Tobacco User	17	245.45	245.45
16322PA0050106	Rating Area 1	Tobacco User/Non-Tobacco User	18	253.21	259.54
16322PA0050106	Rating Area 1	Tobacco User/Non-Tobacco User	19	260.98	267.50
16322PA0050106	Rating Area 1	Tobacco User/Non-Tobacco User	20	269.02	275.75
16322PA0050106	Rating Area 1	Tobacco User/Non-Tobacco User	21	277.34	284.27
16322PA0050106	Rating Area 1	Tobacco User/Non-Tobacco User	22	277.34	284.27
16322PA0050106	Rating Area 1	Tobacco User/Non-Tobacco User	23	277.34	284.27
16322PA0050106	Rating Area 1	Tobacco User/Non-Tobacco User	24	277.34	284.27
16322PA0050106	Rating Area 1	Tobacco User/Non-Tobacco User	25	278.45	285.41
16322PA0050106	Rating Area 1	Tobacco User/Non-Tobacco User	26	284.00	291.10
16322PA0050106	Rating Area 1	Tobacco User/Non-Tobacco User	27	290.65	297.92
16322PA0050106	Rating Area 1	Tobacco User/Non-Tobacco User	28	301.47	309.01
16322PA0050106	Rating Area 1	Tobacco User/Non-Tobacco User	29	310.34	318.10
16322PA0050106	Rating Area 1	Tobacco User/Non-Tobacco User	30	314.78	322.65
16322PA0050106	Rating Area 1	Tobacco User/Non-Tobacco User	31	321.44	329.47
16322PA0050106	Rating Area 1	Tobacco User/Non-Tobacco User	32	328.09	336.30
16322PA0050106	Rating Area 1	Tobacco User/Non-Tobacco User	33	332.25	340.56
16322PA0050106	Rating Area 1	Tobacco User/Non-Tobacco User	34	336.69	345.11
16322PA0050106	Rating Area 1	Tobacco User/Non-Tobacco User	35	338.91	347.38
16322PA0050106	Rating Area 1	Tobacco User/Non-Tobacco User	36	341.13	349.66
16322PA0050106	Rating Area 1	Tobacco User/Non-Tobacco User	37	343.35	351.93
16322PA0050106	Rating Area 1	Tobacco User/Non-Tobacco User	38	345.57	354.20
16322PA0050106	Rating Area 1	Tobacco User/Non-Tobacco User	39	350.00	358.75
16322PA0050106	Rating Area 1	Tobacco User/Non-Tobacco User	40	354.44	363.30
16322PA0050106	Rating Area 1	Tobacco User/Non-Tobacco User	41	361.10	370.12
16322PA0050106	Rating Area 1	Tobacco User/Non-Tobacco User	42	367.48	376.66
16322PA0050106	Rating Area 1	Tobacco User/Non-Tobacco User	43	376.35	385.76
16322PA0050106	Rating Area 1	Tobacco User/Non-Tobacco User	44	387.44	397.13
16322PA0050106	Rating Area 1	Tobacco User/Non-Tobacco User	45	400.48	410.49
16322PA0050106	Rating Area 1	Tobacco User/Non-Tobacco User	46	416.01	426.41
16322PA0050106	Rating Area 1	Tobacco User/Non-Tobacco User	47	433.48	444.32
16322PA0050106	Rating Area 1	Tobacco User/Non-Tobacco User	48	453.45	464.79
16322PA0050106	Rating Area 1	Tobacco User/Non-Tobacco User	49	473.14	484.97
16322PA0050106	Rating Area 1	Tobacco User/Non-Tobacco User	50	495.33	507.71
16322PA0050106	Rating Area 1	Tobacco User/Non-Tobacco User	51	517.24	530.17
16322PA0050106	Rating Area 1	Tobacco User/Non-Tobacco User	52	541.37	554.90
16322PA0050106	Rating Area 1	Tobacco User/Non-Tobacco User	53	565.77	579.92
16322PA0050106	Rating Area 1	Tobacco User/Non-Tobacco User	54	592.12	606.92
16322PA0050106	Rating Area 1	Tobacco User/Non-Tobacco User	55	618.47	633.93
16322PA0050106	Rating Area 1	Tobacco User/Non-Tobacco User	56	647.03	663.21
16322PA0050106	Rating Area 1	Tobacco User/Non-Tobacco User	57	675.88	692.77
16322PA0050106	Rating Area 1	Tobacco User/Non-Tobacco User	58	706.66	724.33
16322PA0050106	Rating Area 1	Tobacco User/Non-Tobacco User	59	721.92	739.96
16322PA0050106	Rating Area 1	Tobacco User/Non-Tobacco User	60	752.70	771.52
16322PA0050106	Rating Area 1	Tobacco User/Non-Tobacco User	61	779.33	798.81
16322PA0050106	Rating Area 1	Tobacco User/Non-Tobacco User	62	796.80	816.72
16322PA0050106	Rating Area 1	Tobacco User/Non-Tobacco User	63	818.71	839.18
16322PA0050106	Rating Area 1	Tobacco User/Non-Tobacco User	64 and over	832.02	852.82
16322PA0050106	Rating Area 3	Tobacco User/Non-Tobacco User	0-14	267.72	267.72
16322PA0050106	Rating Area 3	Tobacco User/Non-Tobacco User	15	291.52	291.52
16322PA0050106	Rating Area 3	Tobacco User/Non-Tobacco User	16	300.62	300.62
16322PA0050106	Rating Area 3	Tobacco User/Non-Tobacco User	17	309.71	309.71
16322PA0050106	Rating Area 3	Tobacco User/Non-Tobacco User	18	319.51	327.50
16322PA0050106	Rating Area 3	Tobacco User/Non-Tobacco User	19	329.31	337.55
16322PA0050106	Rating Area 3	Tobacco User/Non-Tobacco User	20	339.46	347.95
16322PA0050106	Rating Area 3	Tobacco User/Non-Tobacco User	21	349.96	358.71
16322PA0050106	Rating Area 3	Tobacco User/Non-Tobacco User	22	349.96	358.71
16322PA0050106	Rating Area 3	Tobacco User/Non-Tobacco User	23	349.96	358.71
16322PA0050106	Rating Area 3	Tobacco User/Non-Tobacco User	24	349.96	358.71
16322PA0050106	Rating Area 3	Tobacco User/Non-Tobacco User	25	351.36	360.14
16322PA0050106	Rating Area 3	Tobacco User/Non-Tobacco User	26	358.36	367.32
16322PA0050106	Rating Area 3	Tobacco User/Non-Tobacco User	27	366.76	375.93
16322PA0050106	Rating Area 3	Tobacco User/Non-Tobacco User	28	380.41	389.92
16322PA0050106	Rating Area 3	Tobacco User/Non-Tobacco User	29	391.61	401.40
16322PA0050106	Rating Area 3	Tobacco User/Non-Tobacco User	30	397.20	407.13
16322PA0050106	Rating Area 3	Tobacco User/Non-Tobacco User	31	405.60	415.74
16322PA0050106	Rating Area 3	Tobacco User/Non-Tobacco User	32	414.00	424.35
16322PA0050106	Rating Area 3	Tobacco User/Non-Tobacco User	33	419.25	429.73
16322PA0050106	Rating Area 3	Tobacco User/Non-Tobacco User	34	424.85	435.47
16322PA0050106	Rating Area 3	Tobacco User/Non-Tobacco User	35	427.65	438.34
16322PA0050106	Rating Area 3	Tobacco User/Non-Tobacco User	36	430.45	441.21
16322PA0050106	Rating Area 3	Tobacco User/Non-Tobacco User	37	433.25	444.08
16322PA0050106	Rating Area 3	Tobacco User/Non-Tobacco User	38	436.05	446.95
16322PA0050106	Rating Area 3	Tobacco User/Non-Tobacco User	39	441.65	452.69

16322PA0050106	Rating Area 3	Tobacco User/Non-Tobacco User	40	447.25	458.43
16322PA0050106	Rating Area 3	Tobacco User/Non-Tobacco User	41	455.65	467.04
16322PA0050106	Rating Area 3	Tobacco User/Non-Tobacco User	42	463.70	475.29
16322PA0050106	Rating Area 3	Tobacco User/Non-Tobacco User	43	474.90	486.77
16322PA0050106	Rating Area 3	Tobacco User/Non-Tobacco User	44	488.89	501.12
16322PA0050106	Rating Area 3	Tobacco User/Non-Tobacco User	45	505.34	517.98
16322PA0050106	Rating Area 3	Tobacco User/Non-Tobacco User	46	524.94	538.06
16322PA0050106	Rating Area 3	Tobacco User/Non-Tobacco User	47	546.99	560.66
16322PA0050106	Rating Area 3	Tobacco User/Non-Tobacco User	48	572.18	586.49
16322PA0050106	Rating Area 3	Tobacco User/Non-Tobacco User	49	597.03	611.96
16322PA0050106	Rating Area 3	Tobacco User/Non-Tobacco User	50	625.03	640.65
16322PA0050106	Rating Area 3	Tobacco User/Non-Tobacco User	51	652.68	668.99
16322PA0050106	Rating Area 3	Tobacco User/Non-Tobacco User	52	683.12	700.20
16322PA0050106	Rating Area 3	Tobacco User/Non-Tobacco User	53	713.92	731.77
16322PA0050106	Rating Area 3	Tobacco User/Non-Tobacco User	54	747.16	765.84
16322PA0050106	Rating Area 3	Tobacco User/Non-Tobacco User	55	780.41	799.92
16322PA0050106	Rating Area 3	Tobacco User/Non-Tobacco User	56	816.46	836.87
16322PA0050106	Rating Area 3	Tobacco User/Non-Tobacco User	57	852.85	874.17
16322PA0050106	Rating Area 3	Tobacco User/Non-Tobacco User	58	891.70	913.99
16322PA0050106	Rating Area 3	Tobacco User/Non-Tobacco User	59	910.95	933.72
16322PA0050106	Rating Area 3	Tobacco User/Non-Tobacco User	60	949.79	973.54
16322PA0050106	Rating Area 3	Tobacco User/Non-Tobacco User	61	983.39	1007.97
16322PA0050106	Rating Area 3	Tobacco User/Non-Tobacco User	62	1005.44	1030.57
16322PA0050106	Rating Area 3	Tobacco User/Non-Tobacco User	63	1033.08	1058.91
16322PA0050106	Rating Area 3	Tobacco User/Non-Tobacco User	64 and over	1049.88	1076.13
16322PA0050106	Rating Area 4	Tobacco User/Non-Tobacco User	0-14	212.17	212.17
16322PA0050106	Rating Area 4	Tobacco User/Non-Tobacco User	15	231.02	231.02
16322PA0050106	Rating Area 4	Tobacco User/Non-Tobacco User	16	238.24	238.24
16322PA0050106	Rating Area 4	Tobacco User/Non-Tobacco User	17	245.45	245.45
16322PA0050106	Rating Area 4	Tobacco User/Non-Tobacco User	18	253.21	259.54
16322PA0050106	Rating Area 4	Tobacco User/Non-Tobacco User	19	260.98	267.50
16322PA0050106	Rating Area 4	Tobacco User/Non-Tobacco User	20	269.02	275.75
16322PA0050106	Rating Area 4	Tobacco User/Non-Tobacco User	21	277.34	284.27
16322PA0050106	Rating Area 4	Tobacco User/Non-Tobacco User	22	277.34	284.27
16322PA0050106	Rating Area 4	Tobacco User/Non-Tobacco User	23	277.34	284.27
16322PA0050106	Rating Area 4	Tobacco User/Non-Tobacco User	24	277.34	284.27
16322PA0050106	Rating Area 4	Tobacco User/Non-Tobacco User	25	278.45	285.41
16322PA0050106	Rating Area 4	Tobacco User/Non-Tobacco User	26	284.00	291.10
16322PA0050106	Rating Area 4	Tobacco User/Non-Tobacco User	27	290.65	297.92
16322PA0050106	Rating Area 4	Tobacco User/Non-Tobacco User	28	301.47	309.01
16322PA0050106	Rating Area 4	Tobacco User/Non-Tobacco User	29	310.34	318.10
16322PA0050106	Rating Area 4	Tobacco User/Non-Tobacco User	30	314.78	322.65
16322PA0050106	Rating Area 4	Tobacco User/Non-Tobacco User	31	321.44	329.47
16322PA0050106	Rating Area 4	Tobacco User/Non-Tobacco User	32	328.09	336.30
16322PA0050106	Rating Area 4	Tobacco User/Non-Tobacco User	33	332.25	340.56
16322PA0050106	Rating Area 4	Tobacco User/Non-Tobacco User	34	336.69	345.11
16322PA0050106	Rating Area 4	Tobacco User/Non-Tobacco User	35	338.91	347.38
16322PA0050106	Rating Area 4	Tobacco User/Non-Tobacco User	36	341.13	349.66
16322PA0050106	Rating Area 4	Tobacco User/Non-Tobacco User	37	343.35	351.93
16322PA0050106	Rating Area 4	Tobacco User/Non-Tobacco User	38	345.57	354.20
16322PA0050106	Rating Area 4	Tobacco User/Non-Tobacco User	39	350.00	358.75
16322PA0050106	Rating Area 4	Tobacco User/Non-Tobacco User	40	354.44	363.30
16322PA0050106	Rating Area 4	Tobacco User/Non-Tobacco User	41	361.10	370.12
16322PA0050106	Rating Area 4	Tobacco User/Non-Tobacco User	42	367.48	376.66
16322PA0050106	Rating Area 4	Tobacco User/Non-Tobacco User	43	376.35	385.76
16322PA0050106	Rating Area 4	Tobacco User/Non-Tobacco User	44	387.44	397.13
16322PA0050106	Rating Area 4	Tobacco User/Non-Tobacco User	45	400.48	410.49
16322PA0050106	Rating Area 4	Tobacco User/Non-Tobacco User	46	416.01	426.41
16322PA0050106	Rating Area 4	Tobacco User/Non-Tobacco User	47	433.48	444.32
16322PA0050106	Rating Area 4	Tobacco User/Non-Tobacco User	48	453.45	464.79
16322PA0050106	Rating Area 4	Tobacco User/Non-Tobacco User	49	473.14	484.97
16322PA0050106	Rating Area 4	Tobacco User/Non-Tobacco User	50	495.33	507.71
16322PA0050106	Rating Area 4	Tobacco User/Non-Tobacco User	51	517.24	530.17
16322PA0050106	Rating Area 4	Tobacco User/Non-Tobacco User	52	541.37	554.90
16322PA0050106	Rating Area 4	Tobacco User/Non-Tobacco User	53	565.77	579.92
16322PA0050106	Rating Area 4	Tobacco User/Non-Tobacco User	54	592.12	606.92
16322PA0050106	Rating Area 4	Tobacco User/Non-Tobacco User	55	618.47	633.93
16322PA0050106	Rating Area 4	Tobacco User/Non-Tobacco User	56	647.03	663.21
16322PA0050106	Rating Area 4	Tobacco User/Non-Tobacco User	57	675.88	692.77
16322PA0050106	Rating Area 4	Tobacco User/Non-Tobacco User	58	706.66	724.33
16322PA0050106	Rating Area 4	Tobacco User/Non-Tobacco User	59	721.92	739.96
16322PA0050106	Rating Area 4	Tobacco User/Non-Tobacco User	60	752.70	771.52
16322PA0050106	Rating Area 4	Tobacco User/Non-Tobacco User	61	779.33	798.81
16322PA0050106	Rating Area 4	Tobacco User/Non-Tobacco User	62	796.80	816.72
16322PA0050106	Rating Area 4	Tobacco User/Non-Tobacco User	63	818.71	839.18
16322PA0050106	Rating Area 4	Tobacco User/Non-Tobacco User	64 and over	832.02	852.82
16322PA0050106	Rating Area 5	Tobacco User/Non-Tobacco User	0-14	212.17	212.17
16322PA0050106	Rating Area 5	Tobacco User/Non-Tobacco User	15	231.02	231.02
16322PA0050106	Rating Area 5	Tobacco User/Non-Tobacco User	16	238.24	238.24
16322PA0050106	Rating Area 5	Tobacco User/Non-Tobacco User	17	245.45	245.45
16322PA0050106	Rating Area 5	Tobacco User/Non-Tobacco User	18	253.21	259.54
16322PA0050106	Rating Area 5	Tobacco User/Non-Tobacco User	19	260.98	267.50
16322PA0050106	Rating Area 5	Tobacco User/Non-Tobacco User	20	269.02	275.75
16322PA0050106	Rating Area 5	Tobacco User/Non-Tobacco User	21	277.34	284.27
16322PA0050106	Rating Area 5	Tobacco User/Non-Tobacco User	22	277.34	284.27
16322PA0050106	Rating Area 5	Tobacco User/Non-Tobacco User	23	277.34	284.27
16322PA0050106	Rating Area 5	Tobacco User/Non-Tobacco User	24	277.34	284.27
16322PA0050106	Rating Area 5	Tobacco User/Non-Tobacco User	25	278.45	285.41
16322PA0050106	Rating Area 5	Tobacco User/Non-Tobacco User	26	284.00	291.10
16322PA0050106	Rating Area 5	Tobacco User/Non-Tobacco User	27	290.65	297.92
16322PA0050106	Rating Area 5	Tobacco User/Non-Tobacco User	28	301.47	309.01
16322PA0050106	Rating Area 5	Tobacco User/Non-Tobacco User	29	310.34	318.10
16322PA0050106	Rating Area 5	Tobacco User/Non-Tobacco User	30	314.78	322.65
16322PA0050106	Rating Area 5	Tobacco User/Non-Tobacco User	31	321.44	329.47
16322PA0050106	Rating Area 5	Tobacco User/Non-Tobacco User	32	328.09	336.30
16322PA0050106	Rating Area 5	Tobacco User/Non-Tobacco User	33	332.25	340.56
16322PA0050106	Rating Area 5	Tobacco User/Non-Tobacco User	34	336.69	345.11
16322PA0050106	Rating Area 5	Tobacco User/Non-Tobacco User	35	338.91	347.38
16322PA0050106	Rating Area 5	Tobacco User/Non-Tobacco User	36	341.13	349.66
16322PA0050106	Rating Area 5	Tobacco User/Non-Tobacco User	37	343.35	351.93
16322PA0050106	Rating Area 5	Tobacco User/Non-Tobacco User	38	345.57	354.20
16322PA0050106	Rating Area 5	Tobacco User/Non-Tobacco User	39	350.00	358.75
16322PA0050106	Rating Area 5	Tobacco User/Non-Tobacco User	40	354.44	363.30
16322PA0050106	Rating Area 5	Tobacco User/Non-Tobacco User	41	361.10	370.12
16322PA0050106	Rating Area 5	Tobacco User/Non-Tobacco User	42	367.48	376.66

16322PA0050106	Rating Area 5	Tobacco User/Non-Tobacco User	43	376.35	385.76
16322PA0050106	Rating Area 5	Tobacco User/Non-Tobacco User	44	387.44	397.13
16322PA0050106	Rating Area 5	Tobacco User/Non-Tobacco User	45	400.48	410.49
16322PA0050106	Rating Area 5	Tobacco User/Non-Tobacco User	46	416.01	426.41
16322PA0050106	Rating Area 5	Tobacco User/Non-Tobacco User	47	433.48	444.32
16322PA0050106	Rating Area 5	Tobacco User/Non-Tobacco User	48	453.45	464.79
16322PA0050106	Rating Area 5	Tobacco User/Non-Tobacco User	49	473.14	484.97
16322PA0050106	Rating Area 5	Tobacco User/Non-Tobacco User	50	495.33	507.71
16322PA0050106	Rating Area 5	Tobacco User/Non-Tobacco User	51	517.24	530.17
16322PA0050106	Rating Area 5	Tobacco User/Non-Tobacco User	52	541.37	554.90
16322PA0050106	Rating Area 5	Tobacco User/Non-Tobacco User	53	565.77	579.92
16322PA0050106	Rating Area 5	Tobacco User/Non-Tobacco User	54	592.12	606.92
16322PA0050106	Rating Area 5	Tobacco User/Non-Tobacco User	55	618.47	633.93
16322PA0050106	Rating Area 5	Tobacco User/Non-Tobacco User	56	647.03	663.21
16322PA0050106	Rating Area 5	Tobacco User/Non-Tobacco User	57	675.88	692.77
16322PA0050106	Rating Area 5	Tobacco User/Non-Tobacco User	58	706.66	724.33
16322PA0050106	Rating Area 5	Tobacco User/Non-Tobacco User	59	721.92	739.96
16322PA0050106	Rating Area 5	Tobacco User/Non-Tobacco User	60	752.70	771.52
16322PA0050106	Rating Area 5	Tobacco User/Non-Tobacco User	61	779.33	798.81
16322PA0050106	Rating Area 5	Tobacco User/Non-Tobacco User	62	796.80	816.72
16322PA0050106	Rating Area 5	Tobacco User/Non-Tobacco User	63	818.71	839.18
16322PA0050106	Rating Area 5	Tobacco User/Non-Tobacco User	64 and over	832.02	852.82
16322PA0050107	Rating Area 1	Tobacco User/Non-Tobacco User	0-14	372.59	372.59
16322PA0050107	Rating Area 1	Tobacco User/Non-Tobacco User	15	405.70	405.70
16322PA0050107	Rating Area 1	Tobacco User/Non-Tobacco User	16	418.37	418.37
16322PA0050107	Rating Area 1	Tobacco User/Non-Tobacco User	17	431.03	431.03
16322PA0050107	Rating Area 1	Tobacco User/Non-Tobacco User	18	444.67	455.78
16322PA0050107	Rating Area 1	Tobacco User/Non-Tobacco User	19	458.30	469.76
16322PA0050107	Rating Area 1	Tobacco User/Non-Tobacco User	20	472.43	484.24
16322PA0050107	Rating Area 1	Tobacco User/Non-Tobacco User	21	487.04	499.22
16322PA0050107	Rating Area 1	Tobacco User/Non-Tobacco User	22	487.04	499.22
16322PA0050107	Rating Area 1	Tobacco User/Non-Tobacco User	23	487.04	499.22
16322PA0050107	Rating Area 1	Tobacco User/Non-Tobacco User	24	487.04	499.22
16322PA0050107	Rating Area 1	Tobacco User/Non-Tobacco User	25	488.99	501.21
16322PA0050107	Rating Area 1	Tobacco User/Non-Tobacco User	26	498.73	511.20
16322PA0050107	Rating Area 1	Tobacco User/Non-Tobacco User	27	510.42	523.18
16322PA0050107	Rating Area 1	Tobacco User/Non-Tobacco User	28	529.41	542.65
16322PA0050107	Rating Area 1	Tobacco User/Non-Tobacco User	29	545.00	558.62
16322PA0050107	Rating Area 1	Tobacco User/Non-Tobacco User	30	552.79	566.61
16322PA0050107	Rating Area 1	Tobacco User/Non-Tobacco User	31	564.48	578.59
16322PA0050107	Rating Area 1	Tobacco User/Non-Tobacco User	32	576.17	590.57
16322PA0050107	Rating Area 1	Tobacco User/Non-Tobacco User	33	583.47	598.06
16322PA0050107	Rating Area 1	Tobacco User/Non-Tobacco User	34	591.27	606.05
16322PA0050107	Rating Area 1	Tobacco User/Non-Tobacco User	35	595.16	610.04
16322PA0050107	Rating Area 1	Tobacco User/Non-Tobacco User	36	599.06	614.04
16322PA0050107	Rating Area 1	Tobacco User/Non-Tobacco User	37	602.96	618.03
16322PA0050107	Rating Area 1	Tobacco User/Non-Tobacco User	38	606.85	622.02
16322PA0050107	Rating Area 1	Tobacco User/Non-Tobacco User	39	614.64	630.01
16322PA0050107	Rating Area 1	Tobacco User/Non-Tobacco User	40	622.44	638.00
16322PA0050107	Rating Area 1	Tobacco User/Non-Tobacco User	41	634.13	649.98
16322PA0050107	Rating Area 1	Tobacco User/Non-Tobacco User	42	645.33	661.46
16322PA0050107	Rating Area 1	Tobacco User/Non-Tobacco User	43	660.91	677.44
16322PA0050107	Rating Area 1	Tobacco User/Non-Tobacco User	44	680.39	697.40
16322PA0050107	Rating Area 1	Tobacco User/Non-Tobacco User	45	703.29	720.87
16322PA0050107	Rating Area 1	Tobacco User/Non-Tobacco User	46	730.56	748.82
16322PA0050107	Rating Area 1	Tobacco User/Non-Tobacco User	47	761.24	780.27
16322PA0050107	Rating Area 1	Tobacco User/Non-Tobacco User	48	796.31	816.22
16322PA0050107	Rating Area 1	Tobacco User/Non-Tobacco User	49	830.89	851.66
16322PA0050107	Rating Area 1	Tobacco User/Non-Tobacco User	50	869.85	891.60
16322PA0050107	Rating Area 1	Tobacco User/Non-Tobacco User	51	908.33	931.04
16322PA0050107	Rating Area 1	Tobacco User/Non-Tobacco User	52	950.70	974.47
16322PA0050107	Rating Area 1	Tobacco User/Non-Tobacco User	53	993.56	1018.40
16322PA0050107	Rating Area 1	Tobacco User/Non-Tobacco User	54	1039.83	1065.83
16322PA0050107	Rating Area 1	Tobacco User/Non-Tobacco User	55	1086.10	1113.25
16322PA0050107	Rating Area 1	Tobacco User/Non-Tobacco User	56	1136.26	1164.67
16322PA0050107	Rating Area 1	Tobacco User/Non-Tobacco User	57	1186.92	1216.59
16322PA0050107	Rating Area 1	Tobacco User/Non-Tobacco User	58	1240.98	1272.00
16322PA0050107	Rating Area 1	Tobacco User/Non-Tobacco User	59	1267.77	1299.46
16322PA0050107	Rating Area 1	Tobacco User/Non-Tobacco User	60	1321.83	1354.87
16322PA0050107	Rating Area 1	Tobacco User/Non-Tobacco User	61	1368.58	1402.80
16322PA0050107	Rating Area 1	Tobacco User/Non-Tobacco User	62	1399.27	1434.25
16322PA0050107	Rating Area 1	Tobacco User/Non-Tobacco User	63	1437.74	1473.69
16322PA0050107	Rating Area 1	Tobacco User/Non-Tobacco User	64 and over	1461.12	1497.65
16322PA0050107	Rating Area 3	Tobacco User/Non-Tobacco User	0-14	470.16	470.16
16322PA0050107	Rating Area 3	Tobacco User/Non-Tobacco User	15	511.95	511.95
16322PA0050107	Rating Area 3	Tobacco User/Non-Tobacco User	16	527.93	527.93
16322PA0050107	Rating Area 3	Tobacco User/Non-Tobacco User	17	543.91	543.91
16322PA0050107	Rating Area 3	Tobacco User/Non-Tobacco User	18	561.12	575.15
16322PA0050107	Rating Area 3	Tobacco User/Non-Tobacco User	19	578.33	592.79
16322PA0050107	Rating Area 3	Tobacco User/Non-Tobacco User	20	596.15	611.06
16322PA0050107	Rating Area 3	Tobacco User/Non-Tobacco User	21	614.59	629.95
16322PA0050107	Rating Area 3	Tobacco User/Non-Tobacco User	22	614.59	629.95
16322PA0050107	Rating Area 3	Tobacco User/Non-Tobacco User	23	614.59	629.95
16322PA0050107	Rating Area 3	Tobacco User/Non-Tobacco User	24	614.59	629.95
16322PA0050107	Rating Area 3	Tobacco User/Non-Tobacco User	25	617.05	632.47
16322PA0050107	Rating Area 3	Tobacco User/Non-Tobacco User	26	629.34	645.07
16322PA0050107	Rating Area 3	Tobacco User/Non-Tobacco User	27	644.09	660.19
16322PA0050107	Rating Area 3	Tobacco User/Non-Tobacco User	28	668.06	684.76
16322PA0050107	Rating Area 3	Tobacco User/Non-Tobacco User	29	687.73	704.92
16322PA0050107	Rating Area 3	Tobacco User/Non-Tobacco User	30	697.56	715.00
16322PA0050107	Rating Area 3	Tobacco User/Non-Tobacco User	31	712.31	730.12
16322PA0050107	Rating Area 3	Tobacco User/Non-Tobacco User	32	727.06	745.24
16322PA0050107	Rating Area 3	Tobacco User/Non-Tobacco User	33	736.28	754.69
16322PA0050107	Rating Area 3	Tobacco User/Non-Tobacco User	34	746.11	764.77
16322PA0050107	Rating Area 3	Tobacco User/Non-Tobacco User	35	751.03	769.80
16322PA0050107	Rating Area 3	Tobacco User/Non-Tobacco User	36	755.95	774.84
16322PA0050107	Rating Area 3	Tobacco User/Non-Tobacco User	37	760.86	779.88
16322PA0050107	Rating Area 3	Tobacco User/Non-Tobacco User	38	765.78	784.92
16322PA0050107	Rating Area 3	Tobacco User/Non-Tobacco User	39	775.61	795.00
16322PA0050107	Rating Area 3	Tobacco User/Non-Tobacco User	40	785.45	805.08
16322PA0050107	Rating Area 3	Tobacco User/Non-Tobacco User	41	800.20	820.20
16322PA0050107	Rating Area 3	Tobacco User/Non-Tobacco User	42	814.33	834.69
16322PA0050107	Rating Area 3	Tobacco User/Non-Tobacco User	43	834.00	854.85
16322PA0050107	Rating Area 3	Tobacco User/Non-Tobacco User	44	858.58	880.05
16322PA0050107	Rating Area 3	Tobacco User/Non-Tobacco User	45	887.47	909.65

16322PA0050107	Rating Area 3	Tobacco User/Non-Tobacco User	46	921.89	944.93
16322PA0050107	Rating Area 3	Tobacco User/Non-Tobacco User	47	960.60	984.62
16322PA0050107	Rating Area 3	Tobacco User/Non-Tobacco User	48	1004.85	1029.98
16322PA0050107	Rating Area 3	Tobacco User/Non-Tobacco User	49	1048.49	1074.70
16322PA0050107	Rating Area 3	Tobacco User/Non-Tobacco User	50	1097.66	1125.10
16322PA0050107	Rating Area 3	Tobacco User/Non-Tobacco User	51	1146.21	1174.87
16322PA0050107	Rating Area 3	Tobacco User/Non-Tobacco User	52	1199.68	1229.67
16322PA0050107	Rating Area 3	Tobacco User/Non-Tobacco User	53	1253.76	1285.11
16322PA0050107	Rating Area 3	Tobacco User/Non-Tobacco User	54	1312.15	1344.95
16322PA0050107	Rating Area 3	Tobacco User/Non-Tobacco User	55	1370.54	1404.80
16322PA0050107	Rating Area 3	Tobacco User/Non-Tobacco User	56	1433.84	1469.68
16322PA0050107	Rating Area 3	Tobacco User/Non-Tobacco User	57	1497.76	1535.20
16322PA0050107	Rating Area 3	Tobacco User/Non-Tobacco User	58	1565.98	1605.12
16322PA0050107	Rating Area 3	Tobacco User/Non-Tobacco User	59	1599.78	1639.77
16322PA0050107	Rating Area 3	Tobacco User/Non-Tobacco User	60	1668.00	1709.70
16322PA0050107	Rating Area 3	Tobacco User/Non-Tobacco User	61	1727.00	1770.17
16322PA0050107	Rating Area 3	Tobacco User/Non-Tobacco User	62	1765.72	1809.86
16322PA0050107	Rating Area 3	Tobacco User/Non-Tobacco User	63	1814.27	1859.63
16322PA0050107	Rating Area 3	Tobacco User/Non-Tobacco User	64 and over	1843.77	1889.86
16322PA0050107	Rating Area 4	Tobacco User/Non-Tobacco User	0-14	372.59	372.59
16322PA0050107	Rating Area 4	Tobacco User/Non-Tobacco User	15	405.70	405.70
16322PA0050107	Rating Area 4	Tobacco User/Non-Tobacco User	16	418.37	418.37
16322PA0050107	Rating Area 4	Tobacco User/Non-Tobacco User	17	431.03	431.03
16322PA0050107	Rating Area 4	Tobacco User/Non-Tobacco User	18	444.67	455.78
16322PA0050107	Rating Area 4	Tobacco User/Non-Tobacco User	19	458.30	469.76
16322PA0050107	Rating Area 4	Tobacco User/Non-Tobacco User	20	472.43	484.24
16322PA0050107	Rating Area 4	Tobacco User/Non-Tobacco User	21	487.04	499.22
16322PA0050107	Rating Area 4	Tobacco User/Non-Tobacco User	22	487.04	499.22
16322PA0050107	Rating Area 4	Tobacco User/Non-Tobacco User	23	487.04	499.22
16322PA0050107	Rating Area 4	Tobacco User/Non-Tobacco User	24	487.04	499.22
16322PA0050107	Rating Area 4	Tobacco User/Non-Tobacco User	25	488.99	501.21
16322PA0050107	Rating Area 4	Tobacco User/Non-Tobacco User	26	498.73	511.20
16322PA0050107	Rating Area 4	Tobacco User/Non-Tobacco User	27	510.42	523.18
16322PA0050107	Rating Area 4	Tobacco User/Non-Tobacco User	28	529.41	542.65
16322PA0050107	Rating Area 4	Tobacco User/Non-Tobacco User	29	545.00	558.62
16322PA0050107	Rating Area 4	Tobacco User/Non-Tobacco User	30	552.79	566.61
16322PA0050107	Rating Area 4	Tobacco User/Non-Tobacco User	31	564.48	578.59
16322PA0050107	Rating Area 4	Tobacco User/Non-Tobacco User	32	576.17	590.57
16322PA0050107	Rating Area 4	Tobacco User/Non-Tobacco User	33	583.47	598.06
16322PA0050107	Rating Area 4	Tobacco User/Non-Tobacco User	34	591.27	606.05
16322PA0050107	Rating Area 4	Tobacco User/Non-Tobacco User	35	595.16	610.04
16322PA0050107	Rating Area 4	Tobacco User/Non-Tobacco User	36	599.06	614.04
16322PA0050107	Rating Area 4	Tobacco User/Non-Tobacco User	37	602.96	618.03
16322PA0050107	Rating Area 4	Tobacco User/Non-Tobacco User	38	606.85	622.02
16322PA0050107	Rating Area 4	Tobacco User/Non-Tobacco User	39	614.64	630.01
16322PA0050107	Rating Area 4	Tobacco User/Non-Tobacco User	40	622.44	638.00
16322PA0050107	Rating Area 4	Tobacco User/Non-Tobacco User	41	634.13	649.98
16322PA0050107	Rating Area 4	Tobacco User/Non-Tobacco User	42	645.33	661.46
16322PA0050107	Rating Area 4	Tobacco User/Non-Tobacco User	43	660.91	677.44
16322PA0050107	Rating Area 4	Tobacco User/Non-Tobacco User	44	680.39	697.40
16322PA0050107	Rating Area 4	Tobacco User/Non-Tobacco User	45	703.29	720.87
16322PA0050107	Rating Area 4	Tobacco User/Non-Tobacco User	46	730.56	748.82
16322PA0050107	Rating Area 4	Tobacco User/Non-Tobacco User	47	761.24	780.27
16322PA0050107	Rating Area 4	Tobacco User/Non-Tobacco User	48	796.31	816.22
16322PA0050107	Rating Area 4	Tobacco User/Non-Tobacco User	49	830.89	851.66
16322PA0050107	Rating Area 4	Tobacco User/Non-Tobacco User	50	869.85	891.60
16322PA0050107	Rating Area 4	Tobacco User/Non-Tobacco User	51	908.33	931.04
16322PA0050107	Rating Area 4	Tobacco User/Non-Tobacco User	52	950.70	974.47
16322PA0050107	Rating Area 4	Tobacco User/Non-Tobacco User	53	993.56	1018.40
16322PA0050107	Rating Area 4	Tobacco User/Non-Tobacco User	54	1039.83	1065.83
16322PA0050107	Rating Area 4	Tobacco User/Non-Tobacco User	55	1086.10	1113.25
16322PA0050107	Rating Area 4	Tobacco User/Non-Tobacco User	56	1136.26	1164.67
16322PA0050107	Rating Area 4	Tobacco User/Non-Tobacco User	57	1186.92	1216.59
16322PA0050107	Rating Area 4	Tobacco User/Non-Tobacco User	58	1240.98	1272.00
16322PA0050107	Rating Area 4	Tobacco User/Non-Tobacco User	59	1267.77	1299.46
16322PA0050107	Rating Area 4	Tobacco User/Non-Tobacco User	60	1321.83	1354.87
16322PA0050107	Rating Area 4	Tobacco User/Non-Tobacco User	61	1368.58	1402.80
16322PA0050107	Rating Area 4	Tobacco User/Non-Tobacco User	62	1399.27	1434.25
16322PA0050107	Rating Area 4	Tobacco User/Non-Tobacco User	63	1437.74	1473.69
16322PA0050107	Rating Area 4	Tobacco User/Non-Tobacco User	64 and over	1461.12	1497.65
16322PA0050107	Rating Area 5	Tobacco User/Non-Tobacco User	0-14	372.59	372.59
16322PA0050107	Rating Area 5	Tobacco User/Non-Tobacco User	15	405.70	405.70
16322PA0050107	Rating Area 5	Tobacco User/Non-Tobacco User	16	418.37	418.37
16322PA0050107	Rating Area 5	Tobacco User/Non-Tobacco User	17	431.03	431.03
16322PA0050107	Rating Area 5	Tobacco User/Non-Tobacco User	18	444.67	455.78
16322PA0050107	Rating Area 5	Tobacco User/Non-Tobacco User	19	458.30	469.76
16322PA0050107	Rating Area 5	Tobacco User/Non-Tobacco User	20	472.43	484.24
16322PA0050107	Rating Area 5	Tobacco User/Non-Tobacco User	21	487.04	499.22
16322PA0050107	Rating Area 5	Tobacco User/Non-Tobacco User	22	487.04	499.22
16322PA0050107	Rating Area 5	Tobacco User/Non-Tobacco User	23	487.04	499.22
16322PA0050107	Rating Area 5	Tobacco User/Non-Tobacco User	24	487.04	499.22
16322PA0050107	Rating Area 5	Tobacco User/Non-Tobacco User	25	488.99	501.21
16322PA0050107	Rating Area 5	Tobacco User/Non-Tobacco User	26	498.73	511.20
16322PA0050107	Rating Area 5	Tobacco User/Non-Tobacco User	27	510.42	523.18
16322PA0050107	Rating Area 5	Tobacco User/Non-Tobacco User	28	529.41	542.65
16322PA0050107	Rating Area 5	Tobacco User/Non-Tobacco User	29	545.00	558.62
16322PA0050107	Rating Area 5	Tobacco User/Non-Tobacco User	30	552.79	566.61
16322PA0050107	Rating Area 5	Tobacco User/Non-Tobacco User	31	564.48	578.59
16322PA0050107	Rating Area 5	Tobacco User/Non-Tobacco User	32	576.17	590.57
16322PA0050107	Rating Area 5	Tobacco User/Non-Tobacco User	33	583.47	598.06
16322PA0050107	Rating Area 5	Tobacco User/Non-Tobacco User	34	591.27	606.05
16322PA0050107	Rating Area 5	Tobacco User/Non-Tobacco User	35	595.16	610.04
16322PA0050107	Rating Area 5	Tobacco User/Non-Tobacco User	36	599.06	614.04
16322PA0050107	Rating Area 5	Tobacco User/Non-Tobacco User	37	602.96	618.03
16322PA0050107	Rating Area 5	Tobacco User/Non-Tobacco User	38	606.85	622.02
16322PA0050107	Rating Area 5	Tobacco User/Non-Tobacco User	39	614.64	630.01
16322PA0050107	Rating Area 5	Tobacco User/Non-Tobacco User	40	622.44	638.00
16322PA0050107	Rating Area 5	Tobacco User/Non-Tobacco User	41	634.13	649.98
16322PA0050107	Rating Area 5	Tobacco User/Non-Tobacco User	42	645.33	661.46
16322PA0050107	Rating Area 5	Tobacco User/Non-Tobacco User	43	660.91	677.44
16322PA0050107	Rating Area 5	Tobacco User/Non-Tobacco User	44	680.39	697.40
16322PA0050107	Rating Area 5	Tobacco User/Non-Tobacco User	45	703.29	720.87
16322PA0050107	Rating Area 5	Tobacco User/Non-Tobacco User	46	730.56	748.82
16322PA0050107	Rating Area 5	Tobacco User/Non-Tobacco User	47	761.24	780.27
16322PA0050107	Rating Area 5	Tobacco User/Non-Tobacco User	48	796.31	816.22

16322PA0050107	Rating Area 5	Tobacco User/Non-Tobacco User	49	830.89	851.66
16322PA0050107	Rating Area 5	Tobacco User/Non-Tobacco User	50	869.85	891.60
16322PA0050107	Rating Area 5	Tobacco User/Non-Tobacco User	51	908.33	931.04
16322PA0050107	Rating Area 5	Tobacco User/Non-Tobacco User	52	950.70	974.47
16322PA0050107	Rating Area 5	Tobacco User/Non-Tobacco User	53	993.56	1018.40
16322PA0050107	Rating Area 5	Tobacco User/Non-Tobacco User	54	1039.83	1065.83
16322PA0050107	Rating Area 5	Tobacco User/Non-Tobacco User	55	1086.10	1113.25
16322PA0050107	Rating Area 5	Tobacco User/Non-Tobacco User	56	1136.26	1164.67
16322PA0050107	Rating Area 5	Tobacco User/Non-Tobacco User	57	1186.92	1216.59
16322PA0050107	Rating Area 5	Tobacco User/Non-Tobacco User	58	1240.98	1272.00
16322PA0050107	Rating Area 5	Tobacco User/Non-Tobacco User	59	1267.77	1299.46
16322PA0050107	Rating Area 5	Tobacco User/Non-Tobacco User	60	1321.83	1354.87
16322PA0050107	Rating Area 5	Tobacco User/Non-Tobacco User	61	1368.58	1402.80
16322PA0050107	Rating Area 5	Tobacco User/Non-Tobacco User	62	1399.27	1434.25
16322PA0050107	Rating Area 5	Tobacco User/Non-Tobacco User	63	1437.74	1473.69
16322PA0050107	Rating Area 5	Tobacco User/Non-Tobacco User	64 and over	1461.12	1497.65
16322PA0050108	Rating Area 4	Tobacco User/Non-Tobacco User	0-14	175.58	175.58
16322PA0050108	Rating Area 4	Tobacco User/Non-Tobacco User	15	191.19	191.19
16322PA0050108	Rating Area 4	Tobacco User/Non-Tobacco User	16	197.16	197.16
16322PA0050108	Rating Area 4	Tobacco User/Non-Tobacco User	17	203.13	203.13
16322PA0050108	Rating Area 4	Tobacco User/Non-Tobacco User	18	209.55	214.79
16322PA0050108	Rating Area 4	Tobacco User/Non-Tobacco User	19	215.98	221.38
16322PA0050108	Rating Area 4	Tobacco User/Non-Tobacco User	20	222.63	228.20
16322PA0050108	Rating Area 4	Tobacco User/Non-Tobacco User	21	229.52	235.26
16322PA0050108	Rating Area 4	Tobacco User/Non-Tobacco User	22	229.52	235.26
16322PA0050108	Rating Area 4	Tobacco User/Non-Tobacco User	23	229.52	235.26
16322PA0050108	Rating Area 4	Tobacco User/Non-Tobacco User	24	229.52	235.26
16322PA0050108	Rating Area 4	Tobacco User/Non-Tobacco User	25	230.44	236.20
16322PA0050108	Rating Area 4	Tobacco User/Non-Tobacco User	26	235.03	240.90
16322PA0050108	Rating Area 4	Tobacco User/Non-Tobacco User	27	240.54	246.55
16322PA0050108	Rating Area 4	Tobacco User/Non-Tobacco User	28	249.49	255.73
16322PA0050108	Rating Area 4	Tobacco User/Non-Tobacco User	29	256.83	263.25
16322PA0050108	Rating Area 4	Tobacco User/Non-Tobacco User	30	260.51	267.02
16322PA0050108	Rating Area 4	Tobacco User/Non-Tobacco User	31	266.01	272.66
16322PA0050108	Rating Area 4	Tobacco User/Non-Tobacco User	32	271.52	278.31
16322PA0050108	Rating Area 4	Tobacco User/Non-Tobacco User	33	274.96	281.84
16322PA0050108	Rating Area 4	Tobacco User/Non-Tobacco User	34	278.64	285.60
16322PA0050108	Rating Area 4	Tobacco User/Non-Tobacco User	35	280.47	287.49
16322PA0050108	Rating Area 4	Tobacco User/Non-Tobacco User	36	282.31	289.37
16322PA0050108	Rating Area 4	Tobacco User/Non-Tobacco User	37	284.15	291.25
16322PA0050108	Rating Area 4	Tobacco User/Non-Tobacco User	38	285.98	293.13
16322PA0050108	Rating Area 4	Tobacco User/Non-Tobacco User	39	289.65	296.90
16322PA0050108	Rating Area 4	Tobacco User/Non-Tobacco User	40	293.33	300.66
16322PA0050108	Rating Area 4	Tobacco User/Non-Tobacco User	41	298.84	306.31
16322PA0050108	Rating Area 4	Tobacco User/Non-Tobacco User	42	304.11	311.72
16322PA0050108	Rating Area 4	Tobacco User/Non-Tobacco User	43	311.46	319.25
16322PA0050108	Rating Area 4	Tobacco User/Non-Tobacco User	44	320.64	328.66
16322PA0050108	Rating Area 4	Tobacco User/Non-Tobacco User	45	331.43	339.71
16322PA0050108	Rating Area 4	Tobacco User/Non-Tobacco User	46	344.28	352.89
16322PA0050108	Rating Area 4	Tobacco User/Non-Tobacco User	47	358.74	367.71
16322PA0050108	Rating Area 4	Tobacco User/Non-Tobacco User	48	375.27	384.65
16322PA0050108	Rating Area 4	Tobacco User/Non-Tobacco User	49	391.56	401.35
16322PA0050108	Rating Area 4	Tobacco User/Non-Tobacco User	50	409.92	420.17
16322PA0050108	Rating Area 4	Tobacco User/Non-Tobacco User	51	428.05	438.76
16322PA0050108	Rating Area 4	Tobacco User/Non-Tobacco User	52	448.02	459.22
16322PA0050108	Rating Area 4	Tobacco User/Non-Tobacco User	53	468.22	479.93
16322PA0050108	Rating Area 4	Tobacco User/Non-Tobacco User	54	490.03	502.28
16322PA0050108	Rating Area 4	Tobacco User/Non-Tobacco User	55	511.83	524.63
16322PA0050108	Rating Area 4	Tobacco User/Non-Tobacco User	56	535.47	548.86
16322PA0050108	Rating Area 4	Tobacco User/Non-Tobacco User	57	559.34	573.32
16322PA0050108	Rating Area 4	Tobacco User/Non-Tobacco User	58	584.82	599.44
16322PA0050108	Rating Area 4	Tobacco User/Non-Tobacco User	59	597.44	612.38
16322PA0050108	Rating Area 4	Tobacco User/Non-Tobacco User	60	622.92	638.49
16322PA0050108	Rating Area 4	Tobacco User/Non-Tobacco User	61	644.95	661.07
16322PA0050108	Rating Area 4	Tobacco User/Non-Tobacco User	62	659.41	675.90
16322PA0050108	Rating Area 4	Tobacco User/Non-Tobacco User	63	677.54	694.48
16322PA0050108	Rating Area 4	Tobacco User/Non-Tobacco User	64 and over	688.56	705.77
16322PA0050111	Rating Area 1	Tobacco User/Non-Tobacco User	0-14	144.99	144.99
16322PA0050111	Rating Area 1	Tobacco User/Non-Tobacco User	15	157.88	157.88
16322PA0050111	Rating Area 1	Tobacco User/Non-Tobacco User	16	162.81	162.81
16322PA0050111	Rating Area 1	Tobacco User/Non-Tobacco User	17	167.73	167.73
16322PA0050111	Rating Area 1	Tobacco User/Non-Tobacco User	18	173.04	177.37
16322PA0050111	Rating Area 1	Tobacco User/Non-Tobacco User	19	178.35	182.81
16322PA0050111	Rating Area 1	Tobacco User/Non-Tobacco User	20	183.84	188.44
16322PA0050111	Rating Area 1	Tobacco User/Non-Tobacco User	21	189.53	194.27
16322PA0050111	Rating Area 1	Tobacco User/Non-Tobacco User	22	189.53	194.27
16322PA0050111	Rating Area 1	Tobacco User/Non-Tobacco User	23	189.53	194.27
16322PA0050111	Rating Area 1	Tobacco User/Non-Tobacco User	24	189.53	194.27
16322PA0050111	Rating Area 1	Tobacco User/Non-Tobacco User	25	190.29	195.05
16322PA0050111	Rating Area 1	Tobacco User/Non-Tobacco User	26	194.08	198.93
16322PA0050111	Rating Area 1	Tobacco User/Non-Tobacco User	27	198.63	203.59
16322PA0050111	Rating Area 1	Tobacco User/Non-Tobacco User	28	206.02	211.17
16322PA0050111	Rating Area 1	Tobacco User/Non-Tobacco User	29	212.08	217.39
16322PA0050111	Rating Area 1	Tobacco User/Non-Tobacco User	30	215.12	220.49
16322PA0050111	Rating Area 1	Tobacco User/Non-Tobacco User	31	219.67	225.16
16322PA0050111	Rating Area 1	Tobacco User/Non-Tobacco User	32	224.21	229.82
16322PA0050111	Rating Area 1	Tobacco User/Non-Tobacco User	33	227.06	232.73
16322PA0050111	Rating Area 1	Tobacco User/Non-Tobacco User	34	230.09	235.84
16322PA0050111	Rating Area 1	Tobacco User/Non-Tobacco User	35	231.61	237.40
16322PA0050111	Rating Area 1	Tobacco User/Non-Tobacco User	36	233.12	238.95
16322PA0050111	Rating Area 1	Tobacco User/Non-Tobacco User	37	234.64	240.50
16322PA0050111	Rating Area 1	Tobacco User/Non-Tobacco User	38	236.15	242.06
16322PA0050111	Rating Area 1	Tobacco User/Non-Tobacco User	39	239.19	245.17
16322PA0050111	Rating Area 1	Tobacco User/Non-Tobacco User	40	242.22	248.27
16322PA0050111	Rating Area 1	Tobacco User/Non-Tobacco User	41	246.77	252.94
16322PA0050111	Rating Area 1	Tobacco User/Non-Tobacco User	42	251.13	257.41
16322PA0050111	Rating Area 1	Tobacco User/Non-Tobacco User	43	257.19	263.62
16322PA0050111	Rating Area 1	Tobacco User/Non-Tobacco User	44	264.77	271.39
16322PA0050111	Rating Area 1	Tobacco User/Non-Tobacco User	45	273.68	280.52
16322PA0050111	Rating Area 1	Tobacco User/Non-Tobacco User	46	284.30	291.40
16322PA0050111	Rating Area 1	Tobacco User/Non-Tobacco User	47	296.24	303.64
16322PA0050111	Rating Area 1	Tobacco User/Non-Tobacco User	48	309.88	317.63
16322PA0050111	Rating Area 1	Tobacco User/Non-Tobacco User	49	323.34	331.42
16322PA0050111	Rating Area 1	Tobacco User/Non-Tobacco User	50	338.50	346.96
16322PA0050111	Rating Area 1	Tobacco User/Non-Tobacco User	51	353.47	362.31

16322PA0050111	Rating Area 1	Tobacco User/Non-Tobacco User	52	369.96	379.21
16322PA0050111	Rating Area 1	Tobacco User/Non-Tobacco User	53	386.64	396.31
16322PA0050111	Rating Area 1	Tobacco User/Non-Tobacco User	54	404.65	414.76
16322PA0050111	Rating Area 1	Tobacco User/Non-Tobacco User	55	422.65	433.22
16322PA0050111	Rating Area 1	Tobacco User/Non-Tobacco User	56	442.17	453.23
16322PA0050111	Rating Area 1	Tobacco User/Non-Tobacco User	57	461.88	473.43
16322PA0050111	Rating Area 1	Tobacco User/Non-Tobacco User	58	482.92	495.00
16322PA0050111	Rating Area 1	Tobacco User/Non-Tobacco User	59	493.35	505.68
16322PA0050111	Rating Area 1	Tobacco User/Non-Tobacco User	60	514.38	527.24
16322PA0050111	Rating Area 1	Tobacco User/Non-Tobacco User	61	532.58	545.89
16322PA0050111	Rating Area 1	Tobacco User/Non-Tobacco User	62	544.52	558.13
16322PA0050111	Rating Area 1	Tobacco User/Non-Tobacco User	63	569.49	573.48
16322PA0050111	Rating Area 1	Tobacco User/Non-Tobacco User	64 and over	568.59	582.80
16322PA0050111	Rating Area 3	Tobacco User/Non-Tobacco User	0-14	182.96	182.96
16322PA0050111	Rating Area 3	Tobacco User/Non-Tobacco User	15	199.22	199.22
16322PA0050111	Rating Area 3	Tobacco User/Non-Tobacco User	16	205.44	205.44
16322PA0050111	Rating Area 3	Tobacco User/Non-Tobacco User	17	211.66	211.66
16322PA0050111	Rating Area 3	Tobacco User/Non-Tobacco User	18	218.35	223.81
16322PA0050111	Rating Area 3	Tobacco User/Non-Tobacco User	19	225.05	230.68
16322PA0050111	Rating Area 3	Tobacco User/Non-Tobacco User	20	231.99	237.78
16322PA0050111	Rating Area 3	Tobacco User/Non-Tobacco User	21	239.16	245.14
16322PA0050111	Rating Area 3	Tobacco User/Non-Tobacco User	22	239.16	245.14
16322PA0050111	Rating Area 3	Tobacco User/Non-Tobacco User	23	239.16	245.14
16322PA0050111	Rating Area 3	Tobacco User/Non-Tobacco User	24	239.16	245.14
16322PA0050111	Rating Area 3	Tobacco User/Non-Tobacco User	25	240.12	246.12
16322PA0050111	Rating Area 3	Tobacco User/Non-Tobacco User	26	244.90	251.02
16322PA0050111	Rating Area 3	Tobacco User/Non-Tobacco User	27	250.64	256.91
16322PA0050111	Rating Area 3	Tobacco User/Non-Tobacco User	28	259.97	266.47
16322PA0050111	Rating Area 3	Tobacco User/Non-Tobacco User	29	267.62	274.31
16322PA0050111	Rating Area 3	Tobacco User/Non-Tobacco User	30	271.45	278.23
16322PA0050111	Rating Area 3	Tobacco User/Non-Tobacco User	31	277.19	284.12
16322PA0050111	Rating Area 3	Tobacco User/Non-Tobacco User	32	282.93	290.00
16322PA0050111	Rating Area 3	Tobacco User/Non-Tobacco User	33	286.51	293.68
16322PA0050111	Rating Area 3	Tobacco User/Non-Tobacco User	34	290.34	297.60
16322PA0050111	Rating Area 3	Tobacco User/Non-Tobacco User	35	292.25	299.56
16322PA0050111	Rating Area 3	Tobacco User/Non-Tobacco User	36	294.17	301.52
16322PA0050111	Rating Area 3	Tobacco User/Non-Tobacco User	37	296.08	303.48
16322PA0050111	Rating Area 3	Tobacco User/Non-Tobacco User	38	297.99	305.44
16322PA0050111	Rating Area 3	Tobacco User/Non-Tobacco User	39	301.82	309.37
16322PA0050111	Rating Area 3	Tobacco User/Non-Tobacco User	40	305.65	313.29
16322PA0050111	Rating Area 3	Tobacco User/Non-Tobacco User	41	311.39	319.17
16322PA0050111	Rating Area 3	Tobacco User/Non-Tobacco User	42	316.89	324.81
16322PA0050111	Rating Area 3	Tobacco User/Non-Tobacco User	43	324.54	332.65
16322PA0050111	Rating Area 3	Tobacco User/Non-Tobacco User	44	334.11	342.46
16322PA0050111	Rating Area 3	Tobacco User/Non-Tobacco User	45	345.35	353.98
16322PA0050111	Rating Area 3	Tobacco User/Non-Tobacco User	46	358.74	367.71
16322PA0050111	Rating Area 3	Tobacco User/Non-Tobacco User	47	373.81	383.15
16322PA0050111	Rating Area 3	Tobacco User/Non-Tobacco User	48	391.03	400.80
16322PA0050111	Rating Area 3	Tobacco User/Non-Tobacco User	49	408.01	418.21
16322PA0050111	Rating Area 3	Tobacco User/Non-Tobacco User	50	427.14	437.82
16322PA0050111	Rating Area 3	Tobacco User/Non-Tobacco User	51	446.03	457.18
16322PA0050111	Rating Area 3	Tobacco User/Non-Tobacco User	52	466.84	478.51
16322PA0050111	Rating Area 3	Tobacco User/Non-Tobacco User	53	487.89	500.08
16322PA0050111	Rating Area 3	Tobacco User/Non-Tobacco User	54	510.61	523.37
16322PA0050111	Rating Area 3	Tobacco User/Non-Tobacco User	55	533.33	546.66
16322PA0050111	Rating Area 3	Tobacco User/Non-Tobacco User	56	557.96	571.91
16322PA0050111	Rating Area 3	Tobacco User/Non-Tobacco User	57	582.83	597.40
16322PA0050111	Rating Area 3	Tobacco User/Non-Tobacco User	58	609.38	624.61
16322PA0050111	Rating Area 3	Tobacco User/Non-Tobacco User	59	622.53	638.10
16322PA0050111	Rating Area 3	Tobacco User/Non-Tobacco User	60	649.08	665.31
16322PA0050111	Rating Area 3	Tobacco User/Non-Tobacco User	61	672.04	688.84
16322PA0050111	Rating Area 3	Tobacco User/Non-Tobacco User	62	687.11	704.28
16322PA0050111	Rating Area 3	Tobacco User/Non-Tobacco User	63	706.00	723.65
16322PA0050111	Rating Area 3	Tobacco User/Non-Tobacco User	64 and over	717.48	735.42
16322PA0050111	Rating Area 4	Tobacco User/Non-Tobacco User	0-14	144.99	144.99
16322PA0050111	Rating Area 4	Tobacco User/Non-Tobacco User	15	157.88	157.88
16322PA0050111	Rating Area 4	Tobacco User/Non-Tobacco User	16	162.81	162.81
16322PA0050111	Rating Area 4	Tobacco User/Non-Tobacco User	17	167.73	167.73
16322PA0050111	Rating Area 4	Tobacco User/Non-Tobacco User	18	173.04	177.37
16322PA0050111	Rating Area 4	Tobacco User/Non-Tobacco User	19	178.35	182.81
16322PA0050111	Rating Area 4	Tobacco User/Non-Tobacco User	20	183.84	188.44
16322PA0050111	Rating Area 4	Tobacco User/Non-Tobacco User	21	189.53	194.27
16322PA0050111	Rating Area 4	Tobacco User/Non-Tobacco User	22	189.53	194.27
16322PA0050111	Rating Area 4	Tobacco User/Non-Tobacco User	23	189.53	194.27
16322PA0050111	Rating Area 4	Tobacco User/Non-Tobacco User	24	189.53	194.27
16322PA0050111	Rating Area 4	Tobacco User/Non-Tobacco User	25	190.29	195.05
16322PA0050111	Rating Area 4	Tobacco User/Non-Tobacco User	26	194.08	198.93
16322PA0050111	Rating Area 4	Tobacco User/Non-Tobacco User	27	198.63	203.59
16322PA0050111	Rating Area 4	Tobacco User/Non-Tobacco User	28	206.02	211.17
16322PA0050111	Rating Area 4	Tobacco User/Non-Tobacco User	29	212.08	217.39
16322PA0050111	Rating Area 4	Tobacco User/Non-Tobacco User	30	215.12	220.49
16322PA0050111	Rating Area 4	Tobacco User/Non-Tobacco User	31	219.67	225.16
16322PA0050111	Rating Area 4	Tobacco User/Non-Tobacco User	32	224.21	229.82
16322PA0050111	Rating Area 4	Tobacco User/Non-Tobacco User	33	227.06	232.73
16322PA0050111	Rating Area 4	Tobacco User/Non-Tobacco User	34	230.09	235.84
16322PA0050111	Rating Area 4	Tobacco User/Non-Tobacco User	35	231.61	237.40
16322PA0050111	Rating Area 4	Tobacco User/Non-Tobacco User	36	233.12	238.95
16322PA0050111	Rating Area 4	Tobacco User/Non-Tobacco User	37	234.64	240.50
16322PA0050111	Rating Area 4	Tobacco User/Non-Tobacco User	38	236.15	242.06
16322PA0050111	Rating Area 4	Tobacco User/Non-Tobacco User	39	239.19	245.17
16322PA0050111	Rating Area 4	Tobacco User/Non-Tobacco User	40	242.22	248.27
16322PA0050111	Rating Area 4	Tobacco User/Non-Tobacco User	41	246.77	252.94
16322PA0050111	Rating Area 4	Tobacco User/Non-Tobacco User	42	251.13	257.41
16322PA0050111	Rating Area 4	Tobacco User/Non-Tobacco User	43	257.19	263.62
16322PA0050111	Rating Area 4	Tobacco User/Non-Tobacco User	44	264.77	271.39
16322PA0050111	Rating Area 4	Tobacco User/Non-Tobacco User	45	273.68	280.52
16322PA0050111	Rating Area 4	Tobacco User/Non-Tobacco User	46	284.30	291.40
16322PA0050111	Rating Area 4	Tobacco User/Non-Tobacco User	47	296.24	303.64
16322PA0050111	Rating Area 4	Tobacco User/Non-Tobacco User	48	309.88	317.63
16322PA0050111	Rating Area 4	Tobacco User/Non-Tobacco User	49	323.34	331.42
16322PA0050111	Rating Area 4	Tobacco User/Non-Tobacco User	50	338.50	346.96
16322PA0050111	Rating Area 4	Tobacco User/Non-Tobacco User	51	353.47	362.31
16322PA0050111	Rating Area 4	Tobacco User/Non-Tobacco User	52	369.96	379.21
16322PA0050111	Rating Area 4	Tobacco User/Non-Tobacco User	53	386.64	396.31
16322PA0050111	Rating Area 4	Tobacco User/Non-Tobacco User	54	404.65	414.76

16322PA0050111	Rating Area 4	Tobacco User/Non-Tobacco User	55	422.65	433.22
16322PA0050111	Rating Area 4	Tobacco User/Non-Tobacco User	56	442.17	453.23
16322PA0050111	Rating Area 4	Tobacco User/Non-Tobacco User	57	461.88	473.43
16322PA0050111	Rating Area 4	Tobacco User/Non-Tobacco User	58	482.92	495.00
16322PA0050111	Rating Area 4	Tobacco User/Non-Tobacco User	59	493.35	505.68
16322PA0050111	Rating Area 4	Tobacco User/Non-Tobacco User	60	514.38	527.24
16322PA0050111	Rating Area 4	Tobacco User/Non-Tobacco User	61	532.58	545.89
16322PA0050111	Rating Area 4	Tobacco User/Non-Tobacco User	62	544.52	558.13
16322PA0050111	Rating Area 4	Tobacco User/Non-Tobacco User	63	559.49	573.48
16322PA0050111	Rating Area 4	Tobacco User/Non-Tobacco User	64 and over	568.59	582.80
16322PA0050111	Rating Area 5	Tobacco User/Non-Tobacco User	0-14	144.99	144.99
16322PA0050111	Rating Area 5	Tobacco User/Non-Tobacco User	15	157.88	157.88
16322PA0050111	Rating Area 5	Tobacco User/Non-Tobacco User	16	162.81	162.81
16322PA0050111	Rating Area 5	Tobacco User/Non-Tobacco User	17	167.73	167.73
16322PA0050111	Rating Area 5	Tobacco User/Non-Tobacco User	18	173.04	177.37
16322PA0050111	Rating Area 5	Tobacco User/Non-Tobacco User	19	178.35	182.81
16322PA0050111	Rating Area 5	Tobacco User/Non-Tobacco User	20	183.84	188.44
16322PA0050111	Rating Area 5	Tobacco User/Non-Tobacco User	21	189.53	194.27
16322PA0050111	Rating Area 5	Tobacco User/Non-Tobacco User	22	189.53	194.27
16322PA0050111	Rating Area 5	Tobacco User/Non-Tobacco User	23	189.53	194.27
16322PA0050111	Rating Area 5	Tobacco User/Non-Tobacco User	24	189.53	194.27
16322PA0050111	Rating Area 5	Tobacco User/Non-Tobacco User	25	190.29	195.05
16322PA0050111	Rating Area 5	Tobacco User/Non-Tobacco User	26	194.08	198.93
16322PA0050111	Rating Area 5	Tobacco User/Non-Tobacco User	27	198.63	203.59
16322PA0050111	Rating Area 5	Tobacco User/Non-Tobacco User	28	206.02	211.17
16322PA0050111	Rating Area 5	Tobacco User/Non-Tobacco User	29	212.08	217.39
16322PA0050111	Rating Area 5	Tobacco User/Non-Tobacco User	30	215.12	220.49
16322PA0050111	Rating Area 5	Tobacco User/Non-Tobacco User	31	219.67	225.16
16322PA0050111	Rating Area 5	Tobacco User/Non-Tobacco User	32	224.21	229.82
16322PA0050111	Rating Area 5	Tobacco User/Non-Tobacco User	33	227.06	232.73
16322PA0050111	Rating Area 5	Tobacco User/Non-Tobacco User	34	230.09	235.84
16322PA0050111	Rating Area 5	Tobacco User/Non-Tobacco User	35	231.61	237.40
16322PA0050111	Rating Area 5	Tobacco User/Non-Tobacco User	36	233.12	238.95
16322PA0050111	Rating Area 5	Tobacco User/Non-Tobacco User	37	234.64	240.50
16322PA0050111	Rating Area 5	Tobacco User/Non-Tobacco User	38	236.15	242.06
16322PA0050111	Rating Area 5	Tobacco User/Non-Tobacco User	39	239.19	245.17
16322PA0050111	Rating Area 5	Tobacco User/Non-Tobacco User	40	242.22	248.27
16322PA0050111	Rating Area 5	Tobacco User/Non-Tobacco User	41	246.77	252.94
16322PA0050111	Rating Area 5	Tobacco User/Non-Tobacco User	42	251.13	257.41
16322PA0050111	Rating Area 5	Tobacco User/Non-Tobacco User	43	257.19	263.62
16322PA0050111	Rating Area 5	Tobacco User/Non-Tobacco User	44	264.77	271.39
16322PA0050111	Rating Area 5	Tobacco User/Non-Tobacco User	45	273.68	280.52
16322PA0050111	Rating Area 5	Tobacco User/Non-Tobacco User	46	284.30	291.40
16322PA0050111	Rating Area 5	Tobacco User/Non-Tobacco User	47	296.24	303.64
16322PA0050111	Rating Area 5	Tobacco User/Non-Tobacco User	48	309.88	317.63
16322PA0050111	Rating Area 5	Tobacco User/Non-Tobacco User	49	323.34	331.42
16322PA0050111	Rating Area 5	Tobacco User/Non-Tobacco User	50	338.50	346.96
16322PA0050111	Rating Area 5	Tobacco User/Non-Tobacco User	51	353.47	362.31
16322PA0050111	Rating Area 5	Tobacco User/Non-Tobacco User	52	369.96	379.21
16322PA0050111	Rating Area 5	Tobacco User/Non-Tobacco User	53	386.64	396.31
16322PA0050111	Rating Area 5	Tobacco User/Non-Tobacco User	54	404.65	414.76
16322PA0050111	Rating Area 5	Tobacco User/Non-Tobacco User	55	422.65	433.22
16322PA0050111	Rating Area 5	Tobacco User/Non-Tobacco User	56	442.17	453.23
16322PA0050111	Rating Area 5	Tobacco User/Non-Tobacco User	57	461.88	473.43
16322PA0050111	Rating Area 5	Tobacco User/Non-Tobacco User	58	482.92	495.00
16322PA0050111	Rating Area 5	Tobacco User/Non-Tobacco User	59	493.35	505.68
16322PA0050111	Rating Area 5	Tobacco User/Non-Tobacco User	60	514.38	527.24
16322PA0050111	Rating Area 5	Tobacco User/Non-Tobacco User	61	532.58	545.89
16322PA0050111	Rating Area 5	Tobacco User/Non-Tobacco User	62	544.52	558.13
16322PA0050111	Rating Area 5	Tobacco User/Non-Tobacco User	63	559.49	573.48
16322PA0050111	Rating Area 5	Tobacco User/Non-Tobacco User	64 and over	568.59	582.80
16322PA0050112	Rating Area 4	Tobacco User/Non-Tobacco User	0-14	153.17	153.17
16322PA0050112	Rating Area 4	Tobacco User/Non-Tobacco User	15	166.78	166.78
16322PA0050112	Rating Area 4	Tobacco User/Non-Tobacco User	16	171.99	171.99
16322PA0050112	Rating Area 4	Tobacco User/Non-Tobacco User	17	177.19	177.19
16322PA0050112	Rating Area 4	Tobacco User/Non-Tobacco User	18	182.80	187.37
16322PA0050112	Rating Area 4	Tobacco User/Non-Tobacco User	19	188.41	193.12
16322PA0050112	Rating Area 4	Tobacco User/Non-Tobacco User	20	194.21	199.07
16322PA0050112	Rating Area 4	Tobacco User/Non-Tobacco User	21	200.22	205.23
16322PA0050112	Rating Area 4	Tobacco User/Non-Tobacco User	22	200.22	205.23
16322PA0050112	Rating Area 4	Tobacco User/Non-Tobacco User	23	200.22	205.23
16322PA0050112	Rating Area 4	Tobacco User/Non-Tobacco User	24	200.22	205.23
16322PA0050112	Rating Area 4	Tobacco User/Non-Tobacco User	25	201.02	206.05
16322PA0050112	Rating Area 4	Tobacco User/Non-Tobacco User	26	205.03	210.15
16322PA0050112	Rating Area 4	Tobacco User/Non-Tobacco User	27	209.83	215.08
16322PA0050112	Rating Area 4	Tobacco User/Non-Tobacco User	28	217.64	223.08
16322PA0050112	Rating Area 4	Tobacco User/Non-Tobacco User	29	224.05	229.65
16322PA0050112	Rating Area 4	Tobacco User/Non-Tobacco User	30	227.25	232.93
16322PA0050112	Rating Area 4	Tobacco User/Non-Tobacco User	31	232.05	237.86
16322PA0050112	Rating Area 4	Tobacco User/Non-Tobacco User	32	236.86	242.78
16322PA0050112	Rating Area 4	Tobacco User/Non-Tobacco User	33	239.86	245.86
16322PA0050112	Rating Area 4	Tobacco User/Non-Tobacco User	34	243.07	249.14
16322PA0050112	Rating Area 4	Tobacco User/Non-Tobacco User	35	244.67	250.79
16322PA0050112	Rating Area 4	Tobacco User/Non-Tobacco User	36	246.27	252.43
16322PA0050112	Rating Area 4	Tobacco User/Non-Tobacco User	37	247.87	254.07
16322PA0050112	Rating Area 4	Tobacco User/Non-Tobacco User	38	249.47	255.71
16322PA0050112	Rating Area 4	Tobacco User/Non-Tobacco User	39	252.68	258.99
16322PA0050112	Rating Area 4	Tobacco User/Non-Tobacco User	40	255.88	262.28
16322PA0050112	Rating Area 4	Tobacco User/Non-Tobacco User	41	260.69	267.20
16322PA0050112	Rating Area 4	Tobacco User/Non-Tobacco User	42	265.29	271.92
16322PA0050112	Rating Area 4	Tobacco User/Non-Tobacco User	43	271.70	278.49
16322PA0050112	Rating Area 4	Tobacco User/Non-Tobacco User	44	279.71	286.70
16322PA0050112	Rating Area 4	Tobacco User/Non-Tobacco User	45	289.12	296.35
16322PA0050112	Rating Area 4	Tobacco User/Non-Tobacco User	46	300.33	307.84
16322PA0050112	Rating Area 4	Tobacco User/Non-Tobacco User	47	312.94	320.77
16322PA0050112	Rating Area 4	Tobacco User/Non-Tobacco User	48	327.36	335.54
16322PA0050112	Rating Area 4	Tobacco User/Non-Tobacco User	49	341.58	350.11
16322PA0050112	Rating Area 4	Tobacco User/Non-Tobacco User	50	357.59	366.53
16322PA0050112	Rating Area 4	Tobacco User/Non-Tobacco User	51	373.41	382.75
16322PA0050112	Rating Area 4	Tobacco User/Non-Tobacco User	52	390.83	400.60
16322PA0050112	Rating Area 4	Tobacco User/Non-Tobacco User	53	408.45	418.66
16322PA0050112	Rating Area 4	Tobacco User/Non-Tobacco User	54	427.47	438.16
16322PA0050112	Rating Area 4	Tobacco User/Non-Tobacco User	55	446.49	457.65
16322PA0050112	Rating Area 4	Tobacco User/Non-Tobacco User	56	467.11	478.79
16322PA0050112	Rating Area 4	Tobacco User/Non-Tobacco User	57	487.94	500.13

16322PA0050112	Rating Area 4	Tobacco User/Non-Tobacco User	58	510.16	522.91
16322PA0050112	Rating Area 4	Tobacco User/Non-Tobacco User	59	521.17	534.20
16322PA0050112	Rating Area 4	Tobacco User/Non-Tobacco User	60	543.40	556.98
16322PA0050112	Rating Area 4	Tobacco User/Non-Tobacco User	61	562.62	576.68
16322PA0050112	Rating Area 4	Tobacco User/Non-Tobacco User	62	575.23	589.61
16322PA0050112	Rating Area 4	Tobacco User/Non-Tobacco User	63	591.05	605.83
16322PA0050112	Rating Area 4	Tobacco User/Non-Tobacco User	64 and over	600.66	615.68
16322PA0050117	Rating Area 7	Tobacco User/Non-Tobacco User	0-14	332.45	332.45
16322PA0050117	Rating Area 7	Tobacco User/Non-Tobacco User	15	362.00	362.00
16322PA0050117	Rating Area 7	Tobacco User/Non-Tobacco User	16	373.30	373.30
16322PA0050117	Rating Area 7	Tobacco User/Non-Tobacco User	17	384.59	384.59
16322PA0050117	Rating Area 7	Tobacco User/Non-Tobacco User	18	396.76	406.68
16322PA0050117	Rating Area 7	Tobacco User/Non-Tobacco User	19	408.93	419.15
16322PA0050117	Rating Area 7	Tobacco User/Non-Tobacco User	20	421.53	432.07
16322PA0050117	Rating Area 7	Tobacco User/Non-Tobacco User	21	434.57	445.43
16322PA0050117	Rating Area 7	Tobacco User/Non-Tobacco User	22	434.57	445.43
16322PA0050117	Rating Area 7	Tobacco User/Non-Tobacco User	23	434.57	445.43
16322PA0050117	Rating Area 7	Tobacco User/Non-Tobacco User	24	434.57	445.43
16322PA0050117	Rating Area 7	Tobacco User/Non-Tobacco User	25	436.31	447.22
16322PA0050117	Rating Area 7	Tobacco User/Non-Tobacco User	26	445.00	456.12
16322PA0050117	Rating Area 7	Tobacco User/Non-Tobacco User	27	455.43	466.82
16322PA0050117	Rating Area 7	Tobacco User/Non-Tobacco User	28	472.38	484.19
16322PA0050117	Rating Area 7	Tobacco User/Non-Tobacco User	29	486.28	498.44
16322PA0050117	Rating Area 7	Tobacco User/Non-Tobacco User	30	493.24	505.57
16322PA0050117	Rating Area 7	Tobacco User/Non-Tobacco User	31	503.67	516.26
16322PA0050117	Rating Area 7	Tobacco User/Non-Tobacco User	32	514.10	526.95
16322PA0050117	Rating Area 7	Tobacco User/Non-Tobacco User	33	520.61	533.63
16322PA0050117	Rating Area 7	Tobacco User/Non-Tobacco User	34	527.57	540.76
16322PA0050117	Rating Area 7	Tobacco User/Non-Tobacco User	35	531.04	544.32
16322PA0050117	Rating Area 7	Tobacco User/Non-Tobacco User	36	534.52	547.88
16322PA0050117	Rating Area 7	Tobacco User/Non-Tobacco User	37	538.00	551.45
16322PA0050117	Rating Area 7	Tobacco User/Non-Tobacco User	38	541.47	555.01
16322PA0050117	Rating Area 7	Tobacco User/Non-Tobacco User	39	548.43	562.14
16322PA0050117	Rating Area 7	Tobacco User/Non-Tobacco User	40	555.38	569.26
16322PA0050117	Rating Area 7	Tobacco User/Non-Tobacco User	41	565.81	579.96
16322PA0050117	Rating Area 7	Tobacco User/Non-Tobacco User	42	575.81	590.20
16322PA0050117	Rating Area 7	Tobacco User/Non-Tobacco User	43	589.71	604.45
16322PA0050117	Rating Area 7	Tobacco User/Non-Tobacco User	44	607.09	622.27
16322PA0050117	Rating Area 7	Tobacco User/Non-Tobacco User	45	627.52	643.21
16322PA0050117	Rating Area 7	Tobacco User/Non-Tobacco User	46	651.86	668.15
16322PA0050117	Rating Area 7	Tobacco User/Non-Tobacco User	47	679.23	696.21
16322PA0050117	Rating Area 7	Tobacco User/Non-Tobacco User	48	710.52	728.28
16322PA0050117	Rating Area 7	Tobacco User/Non-Tobacco User	49	741.38	759.91
16322PA0050117	Rating Area 7	Tobacco User/Non-Tobacco User	50	776.14	795.55
16322PA0050117	Rating Area 7	Tobacco User/Non-Tobacco User	51	810.47	830.73
16322PA0050117	Rating Area 7	Tobacco User/Non-Tobacco User	52	848.28	869.49
16322PA0050117	Rating Area 7	Tobacco User/Non-Tobacco User	53	886.52	908.69
16322PA0050117	Rating Area 7	Tobacco User/Non-Tobacco User	54	927.81	951.00
16322PA0050117	Rating Area 7	Tobacco User/Non-Tobacco User	55	969.09	993.32
16322PA0050117	Rating Area 7	Tobacco User/Non-Tobacco User	56	1013.85	1039.20
16322PA0050117	Rating Area 7	Tobacco User/Non-Tobacco User	57	1059.05	1085.52
16322PA0050117	Rating Area 7	Tobacco User/Non-Tobacco User	58	1107.28	1134.97
16322PA0050117	Rating Area 7	Tobacco User/Non-Tobacco User	59	1131.19	1159.47
16322PA0050117	Rating Area 7	Tobacco User/Non-Tobacco User	60	1179.42	1208.91
16322PA0050117	Rating Area 7	Tobacco User/Non-Tobacco User	61	1221.14	1251.67
16322PA0050117	Rating Area 7	Tobacco User/Non-Tobacco User	62	1248.52	1279.73
16322PA0050117	Rating Area 7	Tobacco User/Non-Tobacco User	63	1282.85	1314.92
16322PA0050117	Rating Area 7	Tobacco User/Non-Tobacco User	64 and over	1303.71	1336.30
16322PA0050118	Rating Area 7	Tobacco User/Non-Tobacco User	0-14	358.45	358.45
16322PA0050118	Rating Area 7	Tobacco User/Non-Tobacco User	15	390.31	390.31
16322PA0050118	Rating Area 7	Tobacco User/Non-Tobacco User	16	402.49	402.49
16322PA0050118	Rating Area 7	Tobacco User/Non-Tobacco User	17	414.68	414.68
16322PA0050118	Rating Area 7	Tobacco User/Non-Tobacco User	18	427.80	438.49
16322PA0050118	Rating Area 7	Tobacco User/Non-Tobacco User	19	440.91	451.94
16322PA0050118	Rating Area 7	Tobacco User/Non-Tobacco User	20	454.50	465.87
16322PA0050118	Rating Area 7	Tobacco User/Non-Tobacco User	21	468.56	480.27
16322PA0050118	Rating Area 7	Tobacco User/Non-Tobacco User	22	468.56	480.27
16322PA0050118	Rating Area 7	Tobacco User/Non-Tobacco User	23	468.56	480.27
16322PA0050118	Rating Area 7	Tobacco User/Non-Tobacco User	24	468.56	480.27
16322PA0050118	Rating Area 7	Tobacco User/Non-Tobacco User	25	470.43	482.20
16322PA0050118	Rating Area 7	Tobacco User/Non-Tobacco User	26	479.81	491.80
16322PA0050118	Rating Area 7	Tobacco User/Non-Tobacco User	27	491.05	503.33
16322PA0050118	Rating Area 7	Tobacco User/Non-Tobacco User	28	509.32	522.06
16322PA0050118	Rating Area 7	Tobacco User/Non-Tobacco User	29	524.32	537.43
16322PA0050118	Rating Area 7	Tobacco User/Non-Tobacco User	30	531.82	545.11
16322PA0050118	Rating Area 7	Tobacco User/Non-Tobacco User	31	543.06	556.64
16322PA0050118	Rating Area 7	Tobacco User/Non-Tobacco User	32	554.31	568.16
16322PA0050118	Rating Area 7	Tobacco User/Non-Tobacco User	33	561.33	575.37
16322PA0050118	Rating Area 7	Tobacco User/Non-Tobacco User	34	568.83	583.05
16322PA0050118	Rating Area 7	Tobacco User/Non-Tobacco User	35	572.58	586.89
16322PA0050118	Rating Area 7	Tobacco User/Non-Tobacco User	36	576.33	590.74
16322PA0050118	Rating Area 7	Tobacco User/Non-Tobacco User	37	580.08	594.58
16322PA0050118	Rating Area 7	Tobacco User/Non-Tobacco User	38	583.83	598.42
16322PA0050118	Rating Area 7	Tobacco User/Non-Tobacco User	39	591.32	606.11
16322PA0050118	Rating Area 7	Tobacco User/Non-Tobacco User	40	598.82	613.79
16322PA0050118	Rating Area 7	Tobacco User/Non-Tobacco User	41	610.07	625.32
16322PA0050118	Rating Area 7	Tobacco User/Non-Tobacco User	42	620.84	636.36
16322PA0050118	Rating Area 7	Tobacco User/Non-Tobacco User	43	635.84	651.73
16322PA0050118	Rating Area 7	Tobacco User/Non-Tobacco User	44	654.58	670.94
16322PA0050118	Rating Area 7	Tobacco User/Non-Tobacco User	45	676.60	693.52
16322PA0050118	Rating Area 7	Tobacco User/Non-Tobacco User	46	702.84	720.41
16322PA0050118	Rating Area 7	Tobacco User/Non-Tobacco User	47	732.36	750.67
16322PA0050118	Rating Area 7	Tobacco User/Non-Tobacco User	48	766.10	785.25
16322PA0050118	Rating Area 7	Tobacco User/Non-Tobacco User	49	799.36	819.35
16322PA0050118	Rating Area 7	Tobacco User/Non-Tobacco User	50	836.85	857.77
16322PA0050118	Rating Area 7	Tobacco User/Non-Tobacco User	51	873.86	895.71
16322PA0050118	Rating Area 7	Tobacco User/Non-Tobacco User	52	914.63	937.49
16322PA0050118	Rating Area 7	Tobacco User/Non-Tobacco User	53	955.86	979.76
16322PA0050118	Rating Area 7	Tobacco User/Non-Tobacco User	54	1000.38	1025.38
16322PA0050118	Rating Area 7	Tobacco User/Non-Tobacco User	55	1044.89	1071.01
16322PA0050118	Rating Area 7	Tobacco User/Non-Tobacco User	56	1093.15	1120.48
16322PA0050118	Rating Area 7	Tobacco User/Non-Tobacco User	57	1141.88	1170.43
16322PA0050118	Rating Area 7	Tobacco User/Non-Tobacco User	58	1193.89	1223.74
16322PA0050118	Rating Area 7	Tobacco User/Non-Tobacco User	59	1219.66	1250.15
16322PA0050118	Rating Area 7	Tobacco User/Non-Tobacco User	60	1271.67	1303.46

16322PA0050118	Rating Area 7	Tobacco User/Non-Tobacco User	61	1316.65	1349.57
16322PA0050118	Rating Area 7	Tobacco User/Non-Tobacco User	62	1346.17	1379.83
16322PA0050118	Rating Area 7	Tobacco User/Non-Tobacco User	63	1383.19	1417.77
16322PA0050118	Rating Area 7	Tobacco User/Non-Tobacco User	64 and over	1405.68	1440.82
16322PA0050119	Rating Area 7	Tobacco User/Non-Tobacco User	0-14	258.26	258.26
16322PA0050119	Rating Area 7	Tobacco User/Non-Tobacco User	15	281.22	281.22
16322PA0050119	Rating Area 7	Tobacco User/Non-Tobacco User	16	290.00	290.00
16322PA0050119	Rating Area 7	Tobacco User/Non-Tobacco User	17	298.78	298.78
16322PA0050119	Rating Area 7	Tobacco User/Non-Tobacco User	18	308.23	315.93
16322PA0050119	Rating Area 7	Tobacco User/Non-Tobacco User	19	317.68	325.62
16322PA0050119	Rating Area 7	Tobacco User/Non-Tobacco User	20	327.47	335.66
16322PA0050119	Rating Area 7	Tobacco User/Non-Tobacco User	21	337.60	346.04
16322PA0050119	Rating Area 7	Tobacco User/Non-Tobacco User	22	337.60	346.04
16322PA0050119	Rating Area 7	Tobacco User/Non-Tobacco User	23	337.60	346.04
16322PA0050119	Rating Area 7	Tobacco User/Non-Tobacco User	24	337.60	346.04
16322PA0050119	Rating Area 7	Tobacco User/Non-Tobacco User	25	338.95	347.42
16322PA0050119	Rating Area 7	Tobacco User/Non-Tobacco User	26	345.70	354.34
16322PA0050119	Rating Area 7	Tobacco User/Non-Tobacco User	27	353.80	362.65
16322PA0050119	Rating Area 7	Tobacco User/Non-Tobacco User	28	366.97	376.15
16322PA0050119	Rating Area 7	Tobacco User/Non-Tobacco User	29	377.77	387.22
16322PA0050119	Rating Area 7	Tobacco User/Non-Tobacco User	30	383.18	392.76
16322PA0050119	Rating Area 7	Tobacco User/Non-Tobacco User	31	391.28	401.06
16322PA0050119	Rating Area 7	Tobacco User/Non-Tobacco User	32	399.38	409.37
16322PA0050119	Rating Area 7	Tobacco User/Non-Tobacco User	33	404.44	414.56
16322PA0050119	Rating Area 7	Tobacco User/Non-Tobacco User	34	409.85	420.09
16322PA0050119	Rating Area 7	Tobacco User/Non-Tobacco User	35	412.55	422.86
16322PA0050119	Rating Area 7	Tobacco User/Non-Tobacco User	36	415.25	425.63
16322PA0050119	Rating Area 7	Tobacco User/Non-Tobacco User	37	417.95	428.40
16322PA0050119	Rating Area 7	Tobacco User/Non-Tobacco User	38	420.65	431.17
16322PA0050119	Rating Area 7	Tobacco User/Non-Tobacco User	39	426.05	436.70
16322PA0050119	Rating Area 7	Tobacco User/Non-Tobacco User	40	431.45	442.24
16322PA0050119	Rating Area 7	Tobacco User/Non-Tobacco User	41	439.56	450.54
16322PA0050119	Rating Area 7	Tobacco User/Non-Tobacco User	42	447.32	458.50
16322PA0050119	Rating Area 7	Tobacco User/Non-Tobacco User	43	458.12	469.58
16322PA0050119	Rating Area 7	Tobacco User/Non-Tobacco User	44	471.63	483.42
16322PA0050119	Rating Area 7	Tobacco User/Non-Tobacco User	45	487.49	499.68
16322PA0050119	Rating Area 7	Tobacco User/Non-Tobacco User	46	506.40	519.06
16322PA0050119	Rating Area 7	Tobacco User/Non-Tobacco User	47	527.67	540.86
16322PA0050119	Rating Area 7	Tobacco User/Non-Tobacco User	48	551.98	565.78
16322PA0050119	Rating Area 7	Tobacco User/Non-Tobacco User	49	575.95	590.34
16322PA0050119	Rating Area 7	Tobacco User/Non-Tobacco User	50	602.95	618.03
16322PA0050119	Rating Area 7	Tobacco User/Non-Tobacco User	51	629.62	645.36
16322PA0050119	Rating Area 7	Tobacco User/Non-Tobacco User	52	659.00	675.47
16322PA0050119	Rating Area 7	Tobacco User/Non-Tobacco User	53	688.70	705.92
16322PA0050119	Rating Area 7	Tobacco User/Non-Tobacco User	54	720.78	738.80
16322PA0050119	Rating Area 7	Tobacco User/Non-Tobacco User	55	752.85	771.67
16322PA0050119	Rating Area 7	Tobacco User/Non-Tobacco User	56	787.62	807.31
16322PA0050119	Rating Area 7	Tobacco User/Non-Tobacco User	57	822.73	843.30
16322PA0050119	Rating Area 7	Tobacco User/Non-Tobacco User	58	860.20	881.71
16322PA0050119	Rating Area 7	Tobacco User/Non-Tobacco User	59	878.77	900.74
16322PA0050119	Rating Area 7	Tobacco User/Non-Tobacco User	60	916.25	939.15
16322PA0050119	Rating Area 7	Tobacco User/Non-Tobacco User	61	948.66	972.37
16322PA0050119	Rating Area 7	Tobacco User/Non-Tobacco User	62	969.92	994.17
16322PA0050119	Rating Area 7	Tobacco User/Non-Tobacco User	63	996.60	1021.51
16322PA0050119	Rating Area 7	Tobacco User/Non-Tobacco User	64 and over	1012.80	1038.12
16322PA0050120	Rating Area 4	Tobacco User/Non-Tobacco User	0-14	171.91	171.91
16322PA0050120	Rating Area 4	Tobacco User/Non-Tobacco User	15	187.19	187.19
16322PA0050120	Rating Area 4	Tobacco User/Non-Tobacco User	16	193.03	193.03
16322PA0050120	Rating Area 4	Tobacco User/Non-Tobacco User	17	198.88	198.88
16322PA0050120	Rating Area 4	Tobacco User/Non-Tobacco User	18	205.17	210.30
16322PA0050120	Rating Area 4	Tobacco User/Non-Tobacco User	19	211.46	216.75
16322PA0050120	Rating Area 4	Tobacco User/Non-Tobacco User	20	217.98	223.43
16322PA0050120	Rating Area 4	Tobacco User/Non-Tobacco User	21	224.72	230.34
16322PA0050120	Rating Area 4	Tobacco User/Non-Tobacco User	22	224.72	230.34
16322PA0050120	Rating Area 4	Tobacco User/Non-Tobacco User	23	224.72	230.34
16322PA0050120	Rating Area 4	Tobacco User/Non-Tobacco User	24	224.72	230.34
16322PA0050120	Rating Area 4	Tobacco User/Non-Tobacco User	25	225.62	231.26
16322PA0050120	Rating Area 4	Tobacco User/Non-Tobacco User	26	230.11	235.87
16322PA0050120	Rating Area 4	Tobacco User/Non-Tobacco User	27	235.51	241.39
16322PA0050120	Rating Area 4	Tobacco User/Non-Tobacco User	28	244.27	250.38
16322PA0050120	Rating Area 4	Tobacco User/Non-Tobacco User	29	251.46	257.75
16322PA0050120	Rating Area 4	Tobacco User/Non-Tobacco User	30	255.06	261.43
16322PA0050120	Rating Area 4	Tobacco User/Non-Tobacco User	31	260.45	266.96
16322PA0050120	Rating Area 4	Tobacco User/Non-Tobacco User	32	265.84	272.49
16322PA0050120	Rating Area 4	Tobacco User/Non-Tobacco User	33	269.21	275.94
16322PA0050120	Rating Area 4	Tobacco User/Non-Tobacco User	34	272.81	279.63
16322PA0050120	Rating Area 4	Tobacco User/Non-Tobacco User	35	274.61	281.47
16322PA0050120	Rating Area 4	Tobacco User/Non-Tobacco User	36	276.41	283.32
16322PA0050120	Rating Area 4	Tobacco User/Non-Tobacco User	37	278.20	285.16
16322PA0050120	Rating Area 4	Tobacco User/Non-Tobacco User	38	280.00	287.00
16322PA0050120	Rating Area 4	Tobacco User/Non-Tobacco User	39	283.60	290.69
16322PA0050120	Rating Area 4	Tobacco User/Non-Tobacco User	40	287.19	294.37
16322PA0050120	Rating Area 4	Tobacco User/Non-Tobacco User	41	292.59	299.90
16322PA0050120	Rating Area 4	Tobacco User/Non-Tobacco User	42	297.75	305.20
16322PA0050120	Rating Area 4	Tobacco User/Non-Tobacco User	43	304.95	312.57
16322PA0050120	Rating Area 4	Tobacco User/Non-Tobacco User	44	313.93	321.78
16322PA0050120	Rating Area 4	Tobacco User/Non-Tobacco User	45	324.50	332.61
16322PA0050120	Rating Area 4	Tobacco User/Non-Tobacco User	46	337.08	345.51
16322PA0050120	Rating Area 4	Tobacco User/Non-Tobacco User	47	351.24	360.02
16322PA0050120	Rating Area 4	Tobacco User/Non-Tobacco User	48	367.42	376.60
16322PA0050120	Rating Area 4	Tobacco User/Non-Tobacco User	49	383.37	392.96
16322PA0050120	Rating Area 4	Tobacco User/Non-Tobacco User	50	401.35	411.38
16322PA0050120	Rating Area 4	Tobacco User/Non-Tobacco User	51	419.10	429.58
16322PA0050120	Rating Area 4	Tobacco User/Non-Tobacco User	52	438.65	449.62
16322PA0050120	Rating Area 4	Tobacco User/Non-Tobacco User	53	458.43	469.89
16322PA0050120	Rating Area 4	Tobacco User/Non-Tobacco User	54	479.78	491.77
16322PA0050120	Rating Area 4	Tobacco User/Non-Tobacco User	55	501.13	513.65
16322PA0050120	Rating Area 4	Tobacco User/Non-Tobacco User	56	524.27	537.38
16322PA0050120	Rating Area 4	Tobacco User/Non-Tobacco User	57	547.64	561.33
16322PA0050120	Rating Area 4	Tobacco User/Non-Tobacco User	58	572.59	586.90
16322PA0050120	Rating Area 4	Tobacco User/Non-Tobacco User	59	584.95	599.57
16322PA0050120	Rating Area 4	Tobacco User/Non-Tobacco User	60	609.89	625.14
16322PA0050120	Rating Area 4	Tobacco User/Non-Tobacco User	61	631.46	647.25
16322PA0050120	Rating Area 4	Tobacco User/Non-Tobacco User	62	645.62	661.76
16322PA0050120	Rating Area 4	Tobacco User/Non-Tobacco User	63	663.37	679.96

16322PA0050120	Rating Area 4	Tobacco User/Non-Tobacco User	64 and over	674.16	691.01
16322PA0050121	Rating Area 1	Tobacco User/Non-Tobacco User	0-14	162.73	162.73
16322PA0050121	Rating Area 1	Tobacco User/Non-Tobacco User	15	177.20	177.20
16322PA0050121	Rating Area 1	Tobacco User/Non-Tobacco User	16	182.73	182.73
16322PA0050121	Rating Area 1	Tobacco User/Non-Tobacco User	17	188.26	188.26
16322PA0050121	Rating Area 1	Tobacco User/Non-Tobacco User	18	194.21	199.07
16322PA0050121	Rating Area 1	Tobacco User/Non-Tobacco User	19	200.17	205.17
16322PA0050121	Rating Area 1	Tobacco User/Non-Tobacco User	20	206.34	211.50
16322PA0050121	Rating Area 1	Tobacco User/Non-Tobacco User	21	212.72	218.04
16322PA0050121	Rating Area 1	Tobacco User/Non-Tobacco User	22	212.72	218.04
16322PA0050121	Rating Area 1	Tobacco User/Non-Tobacco User	23	212.72	218.04
16322PA0050121	Rating Area 1	Tobacco User/Non-Tobacco User	24	212.72	218.04
16322PA0050121	Rating Area 1	Tobacco User/Non-Tobacco User	25	213.57	218.91
16322PA0050121	Rating Area 1	Tobacco User/Non-Tobacco User	26	217.83	223.27
16322PA0050121	Rating Area 1	Tobacco User/Non-Tobacco User	27	222.93	228.50
16322PA0050121	Rating Area 1	Tobacco User/Non-Tobacco User	28	231.23	237.01
16322PA0050121	Rating Area 1	Tobacco User/Non-Tobacco User	29	238.03	243.98
16322PA0050121	Rating Area 1	Tobacco User/Non-Tobacco User	30	241.44	247.47
16322PA0050121	Rating Area 1	Tobacco User/Non-Tobacco User	31	246.54	252.71
16322PA0050121	Rating Area 1	Tobacco User/Non-Tobacco User	32	251.65	257.94
16322PA0050121	Rating Area 1	Tobacco User/Non-Tobacco User	33	254.84	261.21
16322PA0050121	Rating Area 1	Tobacco User/Non-Tobacco User	34	258.24	264.70
16322PA0050121	Rating Area 1	Tobacco User/Non-Tobacco User	35	259.94	266.44
16322PA0050121	Rating Area 1	Tobacco User/Non-Tobacco User	36	261.65	268.19
16322PA0050121	Rating Area 1	Tobacco User/Non-Tobacco User	37	263.35	269.93
16322PA0050121	Rating Area 1	Tobacco User/Non-Tobacco User	38	265.05	271.68
16322PA0050121	Rating Area 1	Tobacco User/Non-Tobacco User	39	268.45	275.16
16322PA0050121	Rating Area 1	Tobacco User/Non-Tobacco User	40	271.86	278.65
16322PA0050121	Rating Area 1	Tobacco User/Non-Tobacco User	41	276.96	283.89
16322PA0050121	Rating Area 1	Tobacco User/Non-Tobacco User	42	281.85	288.90
16322PA0050121	Rating Area 1	Tobacco User/Non-Tobacco User	43	288.66	295.88
16322PA0050121	Rating Area 1	Tobacco User/Non-Tobacco User	44	297.17	304.60
16322PA0050121	Rating Area 1	Tobacco User/Non-Tobacco User	45	307.17	314.85
16322PA0050121	Rating Area 1	Tobacco User/Non-Tobacco User	46	319.08	327.06
16322PA0050121	Rating Area 1	Tobacco User/Non-Tobacco User	47	332.48	340.79
16322PA0050121	Rating Area 1	Tobacco User/Non-Tobacco User	48	347.80	356.49
16322PA0050121	Rating Area 1	Tobacco User/Non-Tobacco User	49	362.90	371.97
16322PA0050121	Rating Area 1	Tobacco User/Non-Tobacco User	50	379.92	389.42
16322PA0050121	Rating Area 1	Tobacco User/Non-Tobacco User	51	396.72	406.64
16322PA0050121	Rating Area 1	Tobacco User/Non-Tobacco User	52	415.23	425.61
16322PA0050121	Rating Area 1	Tobacco User/Non-Tobacco User	53	433.95	444.80
16322PA0050121	Rating Area 1	Tobacco User/Non-Tobacco User	54	454.16	465.51
16322PA0050121	Rating Area 1	Tobacco User/Non-Tobacco User	55	474.37	486.22
16322PA0050121	Rating Area 1	Tobacco User/Non-Tobacco User	56	496.28	508.68
16322PA0050121	Rating Area 1	Tobacco User/Non-Tobacco User	57	518.40	531.36
16322PA0050121	Rating Area 1	Tobacco User/Non-Tobacco User	58	542.01	555.56
16322PA0050121	Rating Area 1	Tobacco User/Non-Tobacco User	59	563.71	567.55
16322PA0050121	Rating Area 1	Tobacco User/Non-Tobacco User	60	577.32	591.76
16322PA0050121	Rating Area 1	Tobacco User/Non-Tobacco User	61	597.74	612.69
16322PA0050121	Rating Area 1	Tobacco User/Non-Tobacco User	62	611.14	626.42
16322PA0050121	Rating Area 1	Tobacco User/Non-Tobacco User	63	627.95	643.65
16322PA0050121	Rating Area 1	Tobacco User/Non-Tobacco User	64 and over	638.16	654.11
16322PA0050121	Rating Area 3	Tobacco User/Non-Tobacco User	0-14	205.35	205.35
16322PA0050121	Rating Area 3	Tobacco User/Non-Tobacco User	15	223.60	223.60
16322PA0050121	Rating Area 3	Tobacco User/Non-Tobacco User	16	230.58	230.58
16322PA0050121	Rating Area 3	Tobacco User/Non-Tobacco User	17	237.56	237.56
16322PA0050121	Rating Area 3	Tobacco User/Non-Tobacco User	18	245.08	251.20
16322PA0050121	Rating Area 3	Tobacco User/Non-Tobacco User	19	252.59	258.91
16322PA0050121	Rating Area 3	Tobacco User/Non-Tobacco User	20	260.38	266.89
16322PA0050121	Rating Area 3	Tobacco User/Non-Tobacco User	21	268.43	275.14
16322PA0050121	Rating Area 3	Tobacco User/Non-Tobacco User	22	268.43	275.14
16322PA0050121	Rating Area 3	Tobacco User/Non-Tobacco User	23	268.43	275.14
16322PA0050121	Rating Area 3	Tobacco User/Non-Tobacco User	24	268.43	275.14
16322PA0050121	Rating Area 3	Tobacco User/Non-Tobacco User	25	269.50	276.24
16322PA0050121	Rating Area 3	Tobacco User/Non-Tobacco User	26	274.87	281.74
16322PA0050121	Rating Area 3	Tobacco User/Non-Tobacco User	27	281.31	288.35
16322PA0050121	Rating Area 3	Tobacco User/Non-Tobacco User	28	291.78	299.08
16322PA0050121	Rating Area 3	Tobacco User/Non-Tobacco User	29	300.37	307.88
16322PA0050121	Rating Area 3	Tobacco User/Non-Tobacco User	30	304.67	312.28
16322PA0050121	Rating Area 3	Tobacco User/Non-Tobacco User	31	311.11	318.89
16322PA0050121	Rating Area 3	Tobacco User/Non-Tobacco User	32	317.55	325.49
16322PA0050121	Rating Area 3	Tobacco User/Non-Tobacco User	33	321.58	329.62
16322PA0050121	Rating Area 3	Tobacco User/Non-Tobacco User	34	325.87	334.02
16322PA0050121	Rating Area 3	Tobacco User/Non-Tobacco User	35	328.02	336.22
16322PA0050121	Rating Area 3	Tobacco User/Non-Tobacco User	36	330.17	338.42
16322PA0050121	Rating Area 3	Tobacco User/Non-Tobacco User	37	332.32	340.62
16322PA0050121	Rating Area 3	Tobacco User/Non-Tobacco User	38	334.46	342.83
16322PA0050121	Rating Area 3	Tobacco User/Non-Tobacco User	39	338.76	347.23
16322PA0050121	Rating Area 3	Tobacco User/Non-Tobacco User	40	343.05	351.63
16322PA0050121	Rating Area 3	Tobacco User/Non-Tobacco User	41	349.50	358.23
16322PA0050121	Rating Area 3	Tobacco User/Non-Tobacco User	42	355.67	364.56
16322PA0050121	Rating Area 3	Tobacco User/Non-Tobacco User	43	364.26	373.37
16322PA0050121	Rating Area 3	Tobacco User/Non-Tobacco User	44	375.00	384.37
16322PA0050121	Rating Area 3	Tobacco User/Non-Tobacco User	45	387.61	397.30
16322PA0050121	Rating Area 3	Tobacco User/Non-Tobacco User	46	402.65	412.71
16322PA0050121	Rating Area 3	Tobacco User/Non-Tobacco User	47	419.56	430.04
16322PA0050121	Rating Area 3	Tobacco User/Non-Tobacco User	48	438.88	449.86
16322PA0050121	Rating Area 3	Tobacco User/Non-Tobacco User	49	457.94	469.39
16322PA0050121	Rating Area 3	Tobacco User/Non-Tobacco User	50	479.42	491.40
16322PA0050121	Rating Area 3	Tobacco User/Non-Tobacco User	51	500.62	513.14
16322PA0050121	Rating Area 3	Tobacco User/Non-Tobacco User	52	523.98	537.07
16322PA0050121	Rating Area 3	Tobacco User/Non-Tobacco User	53	547.60	561.29
16322PA0050121	Rating Area 3	Tobacco User/Non-Tobacco User	54	573.10	587.43
16322PA0050121	Rating Area 3	Tobacco User/Non-Tobacco User	55	598.60	613.56
16322PA0050121	Rating Area 3	Tobacco User/Non-Tobacco User	56	626.25	641.90
16322PA0050121	Rating Area 3	Tobacco User/Non-Tobacco User	57	654.16	670.52
16322PA0050121	Rating Area 3	Tobacco User/Non-Tobacco User	58	683.96	701.06
16322PA0050121	Rating Area 3	Tobacco User/Non-Tobacco User	59	698.72	716.19
16322PA0050121	Rating Area 3	Tobacco User/Non-Tobacco User	60	728.52	746.73
16322PA0050121	Rating Area 3	Tobacco User/Non-Tobacco User	61	754.29	773.15
16322PA0050121	Rating Area 3	Tobacco User/Non-Tobacco User	62	771.20	790.48
16322PA0050121	Rating Area 3	Tobacco User/Non-Tobacco User	63	792.41	812.22
16322PA0050121	Rating Area 3	Tobacco User/Non-Tobacco User	64 and over	805.29	825.42
16322PA0050121	Rating Area 4	Tobacco User/Non-Tobacco User	0-14	162.73	162.73
16322PA0050121	Rating Area 4	Tobacco User/Non-Tobacco User	15	177.20	177.20

16322PA0050121	Rating Area 4	Tobacco User/Non-Tobacco User	16	182.73	182.73
16322PA0050121	Rating Area 4	Tobacco User/Non-Tobacco User	17	188.26	188.26
16322PA0050121	Rating Area 4	Tobacco User/Non-Tobacco User	18	194.21	199.07
16322PA0050121	Rating Area 4	Tobacco User/Non-Tobacco User	19	200.17	205.17
16322PA0050121	Rating Area 4	Tobacco User/Non-Tobacco User	20	206.34	211.50
16322PA0050121	Rating Area 4	Tobacco User/Non-Tobacco User	21	212.72	218.04
16322PA0050121	Rating Area 4	Tobacco User/Non-Tobacco User	22	212.72	218.04
16322PA0050121	Rating Area 4	Tobacco User/Non-Tobacco User	23	212.72	218.04
16322PA0050121	Rating Area 4	Tobacco User/Non-Tobacco User	24	212.72	218.04
16322PA0050121	Rating Area 4	Tobacco User/Non-Tobacco User	25	213.57	218.91
16322PA0050121	Rating Area 4	Tobacco User/Non-Tobacco User	26	217.83	223.27
16322PA0050121	Rating Area 4	Tobacco User/Non-Tobacco User	27	222.93	228.50
16322PA0050121	Rating Area 4	Tobacco User/Non-Tobacco User	28	231.23	237.01
16322PA0050121	Rating Area 4	Tobacco User/Non-Tobacco User	29	238.03	243.98
16322PA0050121	Rating Area 4	Tobacco User/Non-Tobacco User	30	241.44	247.47
16322PA0050121	Rating Area 4	Tobacco User/Non-Tobacco User	31	246.54	252.71
16322PA0050121	Rating Area 4	Tobacco User/Non-Tobacco User	32	251.65	257.94
16322PA0050121	Rating Area 4	Tobacco User/Non-Tobacco User	33	254.84	261.21
16322PA0050121	Rating Area 4	Tobacco User/Non-Tobacco User	34	258.24	264.70
16322PA0050121	Rating Area 4	Tobacco User/Non-Tobacco User	35	259.94	266.44
16322PA0050121	Rating Area 4	Tobacco User/Non-Tobacco User	36	261.65	268.19
16322PA0050121	Rating Area 4	Tobacco User/Non-Tobacco User	37	263.35	269.93
16322PA0050121	Rating Area 4	Tobacco User/Non-Tobacco User	38	265.05	271.68
16322PA0050121	Rating Area 4	Tobacco User/Non-Tobacco User	39	268.45	275.16
16322PA0050121	Rating Area 4	Tobacco User/Non-Tobacco User	40	271.86	278.65
16322PA0050121	Rating Area 4	Tobacco User/Non-Tobacco User	41	276.96	283.89
16322PA0050121	Rating Area 4	Tobacco User/Non-Tobacco User	42	281.85	288.90
16322PA0050121	Rating Area 4	Tobacco User/Non-Tobacco User	43	288.66	295.88
16322PA0050121	Rating Area 4	Tobacco User/Non-Tobacco User	44	297.17	304.60
16322PA0050121	Rating Area 4	Tobacco User/Non-Tobacco User	45	307.17	314.85
16322PA0050121	Rating Area 4	Tobacco User/Non-Tobacco User	46	319.08	327.06
16322PA0050121	Rating Area 4	Tobacco User/Non-Tobacco User	47	332.48	340.79
16322PA0050121	Rating Area 4	Tobacco User/Non-Tobacco User	48	347.80	356.49
16322PA0050121	Rating Area 4	Tobacco User/Non-Tobacco User	49	362.90	371.97
16322PA0050121	Rating Area 4	Tobacco User/Non-Tobacco User	50	379.92	389.42
16322PA0050121	Rating Area 4	Tobacco User/Non-Tobacco User	51	396.72	406.64
16322PA0050121	Rating Area 4	Tobacco User/Non-Tobacco User	52	415.23	425.61
16322PA0050121	Rating Area 4	Tobacco User/Non-Tobacco User	53	433.95	444.80
16322PA0050121	Rating Area 4	Tobacco User/Non-Tobacco User	54	454.16	465.51
16322PA0050121	Rating Area 4	Tobacco User/Non-Tobacco User	55	474.37	486.22
16322PA0050121	Rating Area 4	Tobacco User/Non-Tobacco User	56	496.28	508.68
16322PA0050121	Rating Area 4	Tobacco User/Non-Tobacco User	57	518.40	531.36
16322PA0050121	Rating Area 4	Tobacco User/Non-Tobacco User	58	542.01	555.56
16322PA0050121	Rating Area 4	Tobacco User/Non-Tobacco User	59	553.71	567.55
16322PA0050121	Rating Area 4	Tobacco User/Non-Tobacco User	60	577.32	591.76
16322PA0050121	Rating Area 4	Tobacco User/Non-Tobacco User	61	597.74	612.69
16322PA0050121	Rating Area 4	Tobacco User/Non-Tobacco User	62	611.14	626.42
16322PA0050121	Rating Area 4	Tobacco User/Non-Tobacco User	63	627.95	643.65
16322PA0050121	Rating Area 4	Tobacco User/Non-Tobacco User	64 and over	638.16	654.11
16322PA0050121	Rating Area 5	Tobacco User/Non-Tobacco User	0-14	162.73	162.73
16322PA0050121	Rating Area 5	Tobacco User/Non-Tobacco User	15	177.20	177.20
16322PA0050121	Rating Area 5	Tobacco User/Non-Tobacco User	16	182.73	182.73
16322PA0050121	Rating Area 5	Tobacco User/Non-Tobacco User	17	188.26	188.26
16322PA0050121	Rating Area 5	Tobacco User/Non-Tobacco User	18	194.21	199.07
16322PA0050121	Rating Area 5	Tobacco User/Non-Tobacco User	19	200.17	205.17
16322PA0050121	Rating Area 5	Tobacco User/Non-Tobacco User	20	206.34	211.50
16322PA0050121	Rating Area 5	Tobacco User/Non-Tobacco User	21	212.72	218.04
16322PA0050121	Rating Area 5	Tobacco User/Non-Tobacco User	22	212.72	218.04
16322PA0050121	Rating Area 5	Tobacco User/Non-Tobacco User	23	212.72	218.04
16322PA0050121	Rating Area 5	Tobacco User/Non-Tobacco User	24	212.72	218.04
16322PA0050121	Rating Area 5	Tobacco User/Non-Tobacco User	25	213.57	218.91
16322PA0050121	Rating Area 5	Tobacco User/Non-Tobacco User	26	217.83	223.27
16322PA0050121	Rating Area 5	Tobacco User/Non-Tobacco User	27	222.93	228.50
16322PA0050121	Rating Area 5	Tobacco User/Non-Tobacco User	28	231.23	237.01
16322PA0050121	Rating Area 5	Tobacco User/Non-Tobacco User	29	238.03	243.98
16322PA0050121	Rating Area 5	Tobacco User/Non-Tobacco User	30	241.44	247.47
16322PA0050121	Rating Area 5	Tobacco User/Non-Tobacco User	31	246.54	252.71
16322PA0050121	Rating Area 5	Tobacco User/Non-Tobacco User	32	251.65	257.94
16322PA0050121	Rating Area 5	Tobacco User/Non-Tobacco User	33	254.84	261.21
16322PA0050121	Rating Area 5	Tobacco User/Non-Tobacco User	34	258.24	264.70
16322PA0050121	Rating Area 5	Tobacco User/Non-Tobacco User	35	259.94	266.44
16322PA0050121	Rating Area 5	Tobacco User/Non-Tobacco User	36	261.65	268.19
16322PA0050121	Rating Area 5	Tobacco User/Non-Tobacco User	37	263.35	269.93
16322PA0050121	Rating Area 5	Tobacco User/Non-Tobacco User	38	265.05	271.68
16322PA0050121	Rating Area 5	Tobacco User/Non-Tobacco User	39	268.45	275.16
16322PA0050121	Rating Area 5	Tobacco User/Non-Tobacco User	40	271.86	278.65
16322PA0050121	Rating Area 5	Tobacco User/Non-Tobacco User	41	276.96	283.89
16322PA0050121	Rating Area 5	Tobacco User/Non-Tobacco User	42	281.85	288.90
16322PA0050121	Rating Area 5	Tobacco User/Non-Tobacco User	43	288.66	295.88
16322PA0050121	Rating Area 5	Tobacco User/Non-Tobacco User	44	297.17	304.60
16322PA0050121	Rating Area 5	Tobacco User/Non-Tobacco User	45	307.17	314.85
16322PA0050121	Rating Area 5	Tobacco User/Non-Tobacco User	46	319.08	327.06
16322PA0050121	Rating Area 5	Tobacco User/Non-Tobacco User	47	332.48	340.79
16322PA0050121	Rating Area 5	Tobacco User/Non-Tobacco User	48	347.80	356.49
16322PA0050121	Rating Area 5	Tobacco User/Non-Tobacco User	49	362.90	371.97
16322PA0050121	Rating Area 5	Tobacco User/Non-Tobacco User	50	379.92	389.42
16322PA0050121	Rating Area 5	Tobacco User/Non-Tobacco User	51	396.72	406.64
16322PA0050121	Rating Area 5	Tobacco User/Non-Tobacco User	52	415.23	425.61
16322PA0050121	Rating Area 5	Tobacco User/Non-Tobacco User	53	433.95	444.80
16322PA0050121	Rating Area 5	Tobacco User/Non-Tobacco User	54	454.16	465.51
16322PA0050121	Rating Area 5	Tobacco User/Non-Tobacco User	55	474.37	486.22
16322PA0050121	Rating Area 5	Tobacco User/Non-Tobacco User	56	496.28	508.68
16322PA0050121	Rating Area 5	Tobacco User/Non-Tobacco User	57	518.40	531.36
16322PA0050121	Rating Area 5	Tobacco User/Non-Tobacco User	58	542.01	555.56
16322PA0050121	Rating Area 5	Tobacco User/Non-Tobacco User	59	553.71	567.55
16322PA0050121	Rating Area 5	Tobacco User/Non-Tobacco User	60	577.32	591.76
16322PA0050121	Rating Area 5	Tobacco User/Non-Tobacco User	61	597.74	612.69
16322PA0050121	Rating Area 5	Tobacco User/Non-Tobacco User	62	611.14	626.42
16322PA0050121	Rating Area 5	Tobacco User/Non-Tobacco User	63	627.95	643.65
16322PA0050121	Rating Area 5	Tobacco User/Non-Tobacco User	64 and over	638.16	654.11
16322PA0050123	Rating Area 7	Tobacco User/Non-Tobacco User	0-14	274.94	274.94
16322PA0050123	Rating Area 7	Tobacco User/Non-Tobacco User	15	299.38	299.38
16322PA0050123	Rating Area 7	Tobacco User/Non-Tobacco User	16	308.72	308.72
16322PA0050123	Rating Area 7	Tobacco User/Non-Tobacco User	17	318.07	318.07
16322PA0050123	Rating Area 7	Tobacco User/Non-Tobacco User	18	328.13	336.34

Exhibit 1: Development of Risk Adjustment PMPM for Experience and Projection Periods

2017 IND Health Options Received Risk Adjustment Estimate	2017 Member Months	Estimated 2017/2019 Received Risk Adjustment PMPM	2019 Risk Adjustment Admin Fee PMPM	2019 Projected Received Net Risk Adjustment PMPM
\$ (40,295,766.00)	1,643,818	\$ (24.51)	\$ 0.15	\$ (24.66)

Exhibit 2: Derivation of Broker Fee

This information is redacted.

Exhibit 3a: Induced Utilization Derivation

Plan ID (1)	Metal Level (2)	Projected Membership (3)	Projected Allowed Claims (4)	Projected Paid Claims (5)	Paid to Allowed Factor (6)	Average Tobacco Factor (7)	AV & Cost Sharing Factor (8)	(8)/(6*7)
16322PA0040006	Silver	30,397	\$ 18,566,666	\$ 13,510,919	0.728	1.000	0.693	0.952
16322PA0040007	Silver	24,422	\$ 14,917,101	\$ 10,542,512	0.707	1.000	0.673	0.952
16322PA0040008	Silver	105,964	\$ 64,723,433	\$ 46,655,221	0.721	1.000	0.686	0.952
16322PA0040010	Gold	225,864	\$ 153,460,074	\$ 126,915,438	0.827	1.000	0.876	1.059
16322PA0040012	Platinum	4,740	\$ 5,172,359	\$ 4,667,959	0.902	1.000	1.535	1.701
16322PA0040024	Bronze	68,124	\$ 43,948,210	\$ 27,645,616	0.629	1.000	0.632	1.005
16322PA0040025	Silver	4,237	\$ 2,587,984	\$ 1,864,703	0.721	1.000	0.686	0.952
16322PA0040026	Catastrophic	2,196	\$ 1,416,685	\$ 845,906	0.597	1.000	0.600	1.005
16322PA0040037	Silver	118,804	\$ 72,566,180	\$ 51,714,751	0.713	1.000	0.678	0.952
16322PA0040039	Bronze	18,598	\$ 11,997,957	\$ 7,547,313	0.629	1.000	0.632	1.005
16322PA0040040	Silver	33,416	\$ 20,410,689	\$ 14,712,835	0.721	1.000	0.686	0.952
16322PA0040041	Silver	33,416	\$ 20,410,689	\$ 14,545,807	0.713	1.000	0.678	0.952
16322PA0040042	Gold	47,471	\$ 32,253,494	\$ 26,974,534	0.836	1.000	0.886	1.059
16322PA0040043	Bronze	18,598	\$ 11,997,957	\$ 7,547,313	0.629	1.000	0.632	1.005
16322PA0040044	Silver	33,416	\$ 20,410,689	\$ 14,712,835	0.721	1.000	0.686	0.952
16322PA0040045	Silver	33,416	\$ 20,410,689	\$ 14,545,807	0.713	1.000	0.678	0.952
16322PA0040046	Gold	47,471	\$ 32,253,494	\$ 26,974,534	0.836	1.000	0.886	1.059
16322PA0050029	Silver	27,601	\$ 13,891,547	\$ 9,774,767	0.704	1.000	0.670	0.952
16322PA0050030	Silver	18,859	\$ 9,491,710	\$ 6,682,760	0.704	1.000	0.670	0.952
16322PA0050031	Silver	79,181	\$ 39,851,692	\$ 27,596,820	0.692	1.000	0.659	0.952
16322PA0050033	Gold	155,052	\$ 86,805,720	\$ 69,920,248	0.805	1.000	0.853	1.059
16322PA0050035	Platinum	1,668	\$ 1,499,785	\$ 1,320,937	0.881	1.000	1.498	1.701
16322PA0050100	Bronze	95,844	\$ 48,227,469	\$ 29,477,495	0.611	1.000	0.614	1.005
16322PA0050101	Bronze	58,608	\$ 31,154,482	\$ 19,042,179	0.611	1.000	0.614	1.005
16322PA0050102	Silver	43,691	\$ 20,815,348	\$ 14,646,690	0.704	1.000	0.670	0.952
16322PA0050103	Silver	30,121	\$ 14,350,303	\$ 10,103,515	0.704	1.000	0.670	0.952
16322PA0050104	Silver	131,848	\$ 62,815,271	\$ 43,498,824	0.692	1.000	0.659	0.952
16322PA0050105	Silver	4,079	\$ 1,943,325	\$ 1,364,033	0.702	1.000	0.668	0.952
16322PA0050106	Gold	203,292	\$ 107,735,088	\$ 86,778,430	0.805	1.000	0.853	1.059
16322PA0050107	Platinum	1,800	\$ 1,532,044	\$ 1,349,349	0.881	1.000	1.498	1.701
16322PA0050108	Silver	2,910	\$ 1,464,599	\$ 1,028,012	0.702	1.000	0.668	0.952
16322PA0050111	Catastrophic	5,892	\$ 2,964,779	\$ 1,718,769	0.580	1.000	0.583	1.005
16322PA0050112	Catastrophic	2,796	\$ 1,486,281	\$ 861,641	0.580	1.000	0.583	1.005
16322PA0050117	Silver	18,342	\$ 10,809,022	\$ 7,485,118	0.692	1.000	0.659	0.952
16322PA0050118	Gold	40,374	\$ 26,465,900	\$ 21,317,746	0.805	1.000	0.853	1.059
16322PA0050119	Bronze	13,015	\$ 8,100,685	\$ 4,951,284	0.611	1.000	0.614	1.005
16322PA0050120	Silver	108,425	\$ 54,570,159	\$ 37,503,012	0.687	1.000	0.654	0.952
16322PA0050121	Silver	113,324	\$ 53,990,032	\$ 37,104,324	0.687	1.000	0.654	0.952
16322PA0050123	Silver	18,342	\$ 10,809,022	\$ 7,428,435	0.687	1.000	0.654	0.952

Exhibit 3b: Induced Utilization Normalization

Plan ID	Metal Level	Projected Membership	Induced Utilization from Table 10	Proof of Normalization using Projected Membership
16322PA0040006	Silver	30,397	0.952	1.000
16322PA0040007	Silver	24,422	0.952	
16322PA0040008	Silver	105,964	0.952	
16322PA0040010	Gold	225,864	1.059	
16322PA0040012	Platinum	4,740	1.701	
16322PA0040024	Bronze	68,124	1.005	
16322PA0040025	Silver	4,237	0.952	
16322PA0040026	Catastrophic	2,196	1.005	
16322PA0040037	Silver	118,804	0.952	
16322PA0040039	Bronze	18,598	1.005	
16322PA0040040	Silver	33,416	0.952	
16322PA0040041	Silver	33,416	0.952	
16322PA0040042	Gold	47,471	1.059	
16322PA0040043	Bronze	18,598	1.005	
16322PA0040044	Silver	33,416	0.952	
16322PA0040045	Silver	33,416	0.952	
16322PA0040046	Gold	47,471	1.059	
16322PA0050029	Silver	27,601	0.952	
16322PA0050030	Silver	18,859	0.952	
16322PA0050031	Silver	79,181	0.952	
16322PA0050033	Gold	155,052	1.059	
16322PA0050035	Platinum	1,668	1.701	
16322PA0050100	Bronze	95,844	1.005	
16322PA0050101	Bronze	58,608	1.005	
16322PA0050102	Silver	43,691	0.952	
16322PA0050103	Silver	30,121	0.952	
16322PA0050104	Silver	131,848	0.952	
16322PA0050105	Silver	4,079	0.952	
16322PA0050106	Gold	203,292	1.059	
16322PA0050107	Platinum	1,800	1.701	
16322PA0050108	Silver	2,910	0.952	
16322PA0050111	Catastrophic	5,892	1.005	
16322PA0050112	Catastrophic	2,796	1.005	
16322PA0050117	Silver	18,342	0.952	
16322PA0050118	Gold	40,374	1.059	
16322PA0050119	Bronze	13,015	1.005	
16322PA0050120	Silver	108,425	0.952	
16322PA0050121	Silver	113,324	0.952	
16322PA0050123	Silver	18,342	0.952	

Exhibit 4: Development of Network Factors

Weighted average: **1.000**

2019 Individual Health Options SCID	Network	2019 Projected Member Months	Provider Network Factor
16322PA0040006	Premium Network	30,397	1.123
16322PA0040007	Premium Network	24,422	1.123
16322PA0040008	Premium Network	105,964	1.123
16322PA0040010	Premium Network	225,864	1.123
16322PA0040012	Premium Network	4,740	1.123
16322PA0040024	Premium Network	68,124	1.123
16322PA0040025	Premium Network	4,237	1.123
16322PA0040026	Premium Network	2,196	1.123
16322PA0040037	Premium Network	118,804	1.123
16322PA0040039	Premium Network	18,598	1.123
16322PA0040040	Premium Network	33,416	1.123
16322PA0040041	Premium Network	33,416	1.123
16322PA0040042	Premium Network	47,471	1.123
16322PA0040043	Premium Network	18,598	1.123
16322PA0040044	Premium Network	33,416	1.123
16322PA0040045	Premium Network	33,416	1.123
16322PA0040046	Premium Network	47,471	1.123
16322PA0050029	Select Network	27,601	0.925
16322PA0050030	Select Network	18,859	0.925
16322PA0050031	Select Network	79,181	0.925
16322PA0050033	Select Network	155,052	0.925
16322PA0050035	Select Network	1,668	0.925
16322PA0050100	Partner Network	95,844	0.876
16322PA0050101	Select Network	58,608	0.925
16322PA0050102	Partner Network	43,691	0.876
16322PA0050103	Partner Network	30,121	0.876
16322PA0050104	Partner Network	131,848	0.876
16322PA0050105	Partner Network	4,079	0.876
16322PA0050106	Partner Network	203,292	0.876
16322PA0050107	Partner Network	1,800	0.876
16322PA0050108	Select Network	2,910	0.925
16322PA0050111	Partner Network	5,892	0.876
16322PA0050112	Select Network	2,796	0.925
16322PA0050117	Tower Network	18,342	1.083
16322PA0050118	Tower Network	40,374	1.083
16322PA0050119	Tower Network	13,015	1.083
16322PA0050120	Select Network	108,425	0.925
16322PA0050121	Partner Network	113,324	0.876
16322PA0050123	Tower Network	18,342	1.083

Exhibit 5: Derivation of Age Calibration Factor

*Claims Data Range 01/01/2017 - 12/31/2017, Paid Through 03/31/2018

Age Band	Age Factor	Member Months
0-14	0.765	9,257
15	0.833	746
16	0.859	788
17	0.885	887
18	0.913	890
19	0.941	1,279
20	0.970	1,409
21	1.000	1,549
22	1.000	1,510
23	1.000	1,361
24	1.000	1,288
25	1.004	1,260
26	1.024	2,497
27	1.048	2,742
28	1.087	2,527
29	1.119	2,376
30	1.135	2,231
31	1.159	2,013
32	1.183	2,079
33	1.198	2,037
34	1.214	1,919
35	1.222	1,969
36	1.23	1,959
37	1.238	1,889
38	1.246	1,924
39	1.262	1,923
40	1.278	1,925
41	1.302	1,794
42	1.325	1,872
43	1.357	1,915
44	1.397	1,874
45	1.444	2,079
46	1.5	2,159
47	1.563	2,541
48	1.635	2,488
49	1.706	2,530
50	1.786	2,637
51	1.865	2,765
52	1.952	3,074
53	2.04	3,338
54	2.135	3,461
55	2.23	3,587
56	2.333	3,930
57	2.437	4,216
58	2.548	4,322
59	2.603	4,835
60	2.714	5,191
61	2.81	5,630
62	2.873	6,496
63	2.952	7,566
64+	3	8,298

Final Age Factor used: **1.837**

Exhibit 6: Derivation of Geographical Calibration Factor

Rating Areas	Projected Enrollment	Proposed Factor
1, 2, 4, 5	1,600,070	1.000
3	68,388	1.262
6	138,751	1.347
7	196,337	1.366
9	22,102	1.196

Calibration Factor
1.070

Exhibit 7: Historical Changes in Consumer Adjusted Premium Rate for Age 21, Non-tobacco User

Geographic Area 1					2014	2015	2015	2016	2016	2017	2017	2018	2018	2019	2019
Plan ID	Metal Level	Product Name	Plan Name	Exchange Plan (Y/N)	Age 21, NT Prem	Age 21, NT Prem	% Change	Age 21, NT Prem	% Change	Age 21, NT Prem	% Change	Age 21, NT Prem	% Change	Age 21, NT Prem	% Change
16322PA0040006	Silver	Individual PPO	UPMC Advantage Silver \$0/\$50 - Premium Network	Y	\$ -	\$ 163.67	N/A	\$ 181.02	10.6%	\$ 233.68	29.1%	\$ 353.04	51.1%	\$ 346.54	-1.8%
16322PA0040007	Silver	Individual PPO	UPMC Advantage Silver \$1,750/\$50 - Premium Network	Y	\$ -	\$ 161.39	N/A	\$ 180.36	11.8%	\$ 232.84	29.1%	\$ 354.71	52.3%	\$ 336.56	-5.1%
16322PA0040008	Silver	Individual PPO	UPMC Advantage Silver \$3,500/\$25 - Premium Network	Y	\$ -	\$ 163.44	N/A	\$ 177.44	8.6%	\$ 229.07	29.1%	\$ 345.42	50.8%	\$ 343.27	-0.6%
16322PA0040010	Gold	Individual PPO	UPMC Advantage Gold \$800/\$20 - Premium Network	Y	\$ -	\$ 207.42	N/A	\$ 223.92	8.0%	\$ 289.06	29.1%	\$ 332.61	15.1%	\$ 365.07	9.8%
16322PA0040012	Platinum	Individual PPO	UPMC Advantage Platinum \$250/\$20 - Premium Network	Y	\$ -	\$ 345.15	N/A	\$ 380.01	10.1%	\$ 490.56	29.1%	\$ 581.41	18.5%	\$ 639.83	10.0%
16322PA0040024	Bronze	Individual PPO	UPMC Advantage Bronze \$6,950/\$35 - Premium Network	Y	\$ -	\$ -	N/A	\$ 158.03	N/A	\$ 204.01	29.1%	\$ 240.21	17.7%	\$ 263.66	9.8%
16322PA0040025	Silver	Individual PPO	UPMC Advantage Silver HSA \$2,700/20% - Premium Network	N	\$ -	\$ -	N/A	\$ 180.69	N/A	\$ 233.26	29.1%	\$ 368.05	57.8%	\$ 285.93	-22.3%
16322PA0040026	Catastrophic	Individual PPO	UPMC Advantage Catastrophic \$7,350/\$0 - Premium Network	Y	\$ -	\$ -	N/A	\$ 137.48	N/A	\$ 177.48	29.1%	\$ 205.70	15.9%	\$ 250.27	21.7%
16322PA0040027	Silver	Individual PPO	UPMC Advantage Silver \$3,500/\$30 - Premium Network	Y	\$ -	\$ -	N/A	\$ -	N/A	\$ 226.19	N/A	\$ 352.72	55.9%	\$ -	N/A
16322PA0040028	Gold	Individual PPO	UPMC Advantage Gold \$1,400/\$20 - Premium Network	Y	\$ -	\$ -	N/A	\$ -	N/A	\$ -	N/A	\$ 346.35	N/A	\$ -	N/A
16322PA0040029	Bronze	Individual PPO	UPMC Advantage Inside Advantage for Individuals Bronze \$6,950/\$35 - Premium Network	Y	\$ -	\$ -	N/A	\$ -	N/A	\$ -	N/A	\$ 239.66	N/A	\$ -	N/A
16322PA0040030	Silver	Individual PPO	UPMC Advantage Inside Advantage for Individuals Silver HSA \$2,700/20% - Premium Network	Y	\$ -	\$ -	N/A	\$ -	N/A	\$ -	N/A	\$ 342.30	N/A	\$ -	N/A
16322PA0040031	Silver	Individual PPO	UPMC Advantage Inside Advantage for Individuals Silver \$1,750/\$50 - Premium Network	Y	\$ -	\$ -	N/A	\$ -	N/A	\$ -	N/A	\$ 349.49	N/A	\$ -	N/A
16322PA0040032	Silver	Individual PPO	UPMC Advantage Inside Advantage for Individuals Silver \$3,500/\$25 - Premium Network	Y	\$ -	\$ -	N/A	\$ -	N/A	\$ -	N/A	\$ 348.80	N/A	\$ -	N/A
16322PA0040033	Silver	Individual PPO	UPMC Advantage Inside Advantage for Individuals Silver \$0/\$50 - Premium Network	Y	\$ -	\$ -	N/A	\$ -	N/A	\$ -	N/A	\$ 349.95	N/A	\$ -	N/A
16322PA0040034	Gold	Individual PPO	UPMC Advantage Inside Advantage for Individuals Gold \$800/\$20 - Premium Network	Y	\$ -	\$ -	N/A	\$ -	N/A	\$ -	N/A	\$ 327.07	N/A	\$ -	N/A
16322PA0040035	Platinum	Individual PPO	UPMC Advantage Inside Advantage for Individuals Platinum \$250/\$20 - Premium Network	Y	\$ -	\$ -	N/A	\$ -	N/A	\$ -	N/A	\$ 577.97	N/A	\$ -	N/A
16322PA0040036	Catastrophic	Individual PPO	UPMC Advantage Catastrophic \$7,350/\$0 - Premium Network	Y	\$ -	\$ -	N/A	\$ -	N/A	\$ -	N/A	\$ 205.70	N/A	\$ -	N/A
16322PA0040037	Silver	Individual PPO	UPMC Advantage Silver \$1,800/\$50 - Premium Network	N	\$ -	\$ -	N/A	\$ -	N/A	\$ -	N/A	\$ 263.78	N/A	\$ 282.81	7.2%
16322PA0040038	Silver	Individual PPO	UPMC Advantage Inside Advantage for Individuals Silver \$1,800/\$50 - Premium Network	N	\$ -	\$ -	N/A	\$ -	N/A	\$ -	N/A	\$ 259.97	N/A	\$ -	N/A
16322PA0040039	Bronze	Individual PPO	UPMC Advantage Bronze \$6,950/\$35 - Premium Network	Y	\$ -	\$ -	N/A	\$ -	N/A	\$ -	N/A	\$ -	N/A	\$ -	N/A
16322PA0040040	Silver	Individual PPO	UPMC Advantage Silver \$3,500/\$25 - Premium Network	Y	\$ -	\$ -	N/A	\$ -	N/A	\$ -	N/A	\$ -	N/A	\$ -	N/A
16322PA0040041	Silver	Individual PPO	UPMC Advantage Silver \$2,000/\$60 - Premium Network	N	\$ -	\$ -	N/A	\$ -	N/A	\$ -	N/A	\$ -	N/A	\$ -	N/A
16322PA0040042	Gold	Individual PPO	UPMC Advantage Gold \$800/\$20 - Premium Network	Y	\$ -	\$ -	N/A	\$ -	N/A	\$ -	N/A	\$ -	N/A	\$ -	N/A
16322PA0040043	Bronze	Individual PPO	UPMC Advantage Bronze \$6,950/\$35 - Premium Network	Y	\$ -	\$ -	N/A	\$ -	N/A	\$ -	N/A	\$ -	N/A	\$ -	N/A
16322PA0040044	Silver	Individual PPO	UPMC Advantage Silver \$3,500/\$25 - Premium Network	Y	\$ -	\$ -	N/A	\$ -	N/A	\$ -	N/A	\$ -	N/A	\$ -	N/A
16322PA0040045	Silver	Individual PPO	UPMC Advantage Silver \$2,000/\$60 - Premium Network	N	\$ -	\$ -	N/A	\$ -	N/A	\$ -	N/A	\$ -	N/A	\$ -	N/A
16322PA0040046	Gold	Individual PPO	UPMC Advantage Gold \$800/\$20 - Premium Network	Y	\$ -	\$ -	N/A	\$ -	N/A	\$ -	N/A	\$ -	N/A	\$ -	N/A
16322PA0050029	Silver	Individual EPO	UPMC Advantage Silver \$0/\$50 - Select Network	Y	\$ -	\$ -	N/A	\$ -	N/A	\$ -	N/A	\$ -	N/A	\$ -	N/A
16322PA0050030	Silver	Individual EPO	UPMC Advantage Silver \$1,750/\$50 - Select Network	Y	\$ -	\$ -	N/A	\$ -	N/A	\$ -	N/A	\$ -	N/A	\$ -	N/A
16322PA0050031	Silver	Individual EPO	UPMC Advantage Silver \$3,500/\$25 - Select Network	Y	\$ -	\$ -	N/A	\$ -	N/A	\$ -	N/A	\$ -	N/A	\$ -	N/A
16322PA0050033	Gold	Individual EPO	UPMC Advantage Gold \$800/\$20 - Select Network	Y	\$ -	\$ -	N/A	\$ -	N/A	\$ -	N/A	\$ -	N/A	\$ -	N/A
16322PA0050035	Platinum	Individual EPO	UPMC Advantage Platinum \$250/\$20 - Select Network	Y	\$ -	\$ -	N/A	\$ -	N/A	\$ -	N/A	\$ -	N/A	\$ -	N/A
16322PA0050100	Bronze	Individual EPO	UPMC Advantage Bronze \$6,950/\$35 - Partner Network	Y	\$ -	\$ -	N/A	\$ 130.55	N/A	\$ 161.64	23.8%	\$ 190.33	17.7%	\$ 199.82	5.0%
16322PA0050101	Bronze	Individual EPO	UPMC Advantage Bronze \$6,950/\$35 - Select Network	Y	\$ -	\$ -	N/A	\$ -	N/A	\$ -	N/A	\$ -	N/A	\$ -	N/A
16322PA0050102	Silver	Individual EPO	UPMC Advantage Silver \$0/\$50 - Partner Network	Y	\$ -	\$ -	N/A	\$ 149.53	N/A	\$ 185.14	23.8%	\$ 279.71	51.1%	\$ 261.36	-6.6%
16322PA0050103	Silver	Individual EPO	UPMC Advantage Silver \$1,750/\$50 - Partner Network	Y	\$ -	\$ -	N/A	\$ 148.99	N/A	\$ 184.48	23.8%	\$ 281.03	52.3%	\$ 261.52	-6.9%
16322PA0050104	Silver	Individual EPO	UPMC Advantage Silver \$3,500/\$25 - Partner Network	Y	\$ -	\$ -	N/A	\$ 146.58	N/A	\$ 181.49	23.8%	\$ 273.67	50.8%	\$ 257.22	-6.0%
16322PA0050105	Silver	Individual EPO	UPMC Advantage Silver HSA \$2,700/20% - Partner Network	N	\$ -	\$ -	N/A	\$ 149.26	N/A	\$ 184.81	23.8%	\$ 291.60	57.8%	\$ 217.26	-25.5%
16322PA0050106	Gold	Individual EPO	UPMC Advantage Gold \$800/\$20 - Partner Network	Y	\$ -	\$ -	N/A	\$ 184.97	N/A	\$ 229.02	23.8%	\$ 263.53	15.1%	\$ 277.34	5.2%
16322PA0050107	Platinum	Individual EPO	UPMC Advantage Platinum \$250/\$20 - Partner Network	Y	\$ -	\$ -	N/A	\$ 313.92	N/A	\$ 388.67	23.8%	\$ 460.65	18.5%	\$ 487.04	5.7%
16322PA0050108	Silver	Individual EPO	UPMC Advantage Silver HSA \$2,700/20% - Select Network	N	\$ -	\$ -	N/A	\$ -	N/A	\$ -	N/A	\$ -	N/A	\$ -	N/A
16322PA0050111	Catastrophic	Individual EPO	UPMC Advantage Catastrophic \$7,350/\$0 - Partner Network	Y	\$ -	\$ -	N/A	\$ 113.57	N/A	\$ 140.62	23.8%	\$ 162.98	15.9%	\$ 189.53	16.3%
16322PA0050112	Catastrophic	Individual EPO	UPMC Advantage Catastrophic \$7,350/\$0 - Select Network	Y	\$ -	\$ -	N/A	\$ -	N/A	\$ -	N/A	\$ -	N/A	\$ -	N/A
16322PA0050113	Silver	Individual EPO	UPMC Advantage Silver \$3,500/\$30 - Select Network	Y	\$ -	\$ -	N/A	\$ -	N/A	\$ -	N/A	\$ -	N/A	\$ -	N/A
16322PA0050114	Silver	Individual EPO	UPMC Advantage Silver \$3,500/\$30 - Partner Network	Y	\$ -	\$ -	N/A	\$ -	N/A	\$ 188.52	N/A	\$ 293.98	55.9%	\$ -	N/A
16322PA0050115	Gold	Individual EPO	UPMC Advantage Gold \$1,400/\$20 - Select Network	Y	\$ -	\$ -	N/A	\$ -	N/A	\$ -	N/A	\$ -	N/A	\$ -	N/A
16322PA0050116	Gold	Individual EPO	UPMC Advantage Gold \$1,400/\$20 - Partner Network	Y	\$ -	\$ -	N/A	\$ -	N/A	\$ -	N/A	\$ 274.41	N/A	\$ -	N/A
16322PA0050117	Silver	Individual EPO	Tower UPMC Advantage Silver \$3,500/\$25 - Tower Network	Y	\$ -	\$ -	N/A	\$ -	N/A	\$ -	N/A	\$ -	N/A	\$ -	N/A
16322PA0050118	Gold	Individual EPO	Tower UPMC Advantage Gold \$800/\$20 - Tower Network	Y	\$ -	\$ -	N/A	\$ -	N/A	\$ -	N/A	\$ -	N/A	\$ -	N/A
16322PA0050119	Bronze	Individual EPO	Tower UPMC Advantage Bronze \$6,950/\$35 - Tower Network	Y	\$ -	\$ -	N/A	\$ -	N/A	\$ -	N/A	\$ -	N/A	\$ -	N/A
16322PA0050120	Silver	Individual EPO	UPMC Advantage Silver \$1,800/\$50 - Select Network	N	\$ -	\$ -	N/A	\$ -	N/A	\$ -	N/A	\$ -	N/A	\$ -	N/A
16322PA0050121	Silver	Individual EPO	UPMC Advantage Silver \$1,800/\$50 - Partner Network	N	\$ -	\$ -	N/A	\$ -	N/A	\$ -	N/A	\$ 208.98	N/A	\$ 212.72	1.8%
16322PA0050123	Silver	Individual EPO	UPMC Advantage Silver \$2,000/\$60 - Tower Network	N	\$ -	\$ -	N/A	\$ -	N/A	\$ -	N/A	\$ -	N/A	\$ -	N/A

Geographic Area 2					2014	2015	2015	2016	2016	2017	2017	2018	2018	2019	2019
Plan ID	Metal Level	Product Name	Plan Name	Exchange Plan (Y/N)	Age 21, NT Prem	Age 21, NT Prem	% Change	Age 21, NT Prem	% Change	Age 21, NT Prem	% Change	Age 21, NT Prem	% Change	Age 21, NT Prem	% Change
16322PA0040006	Silver	Individual PPO	UPMC Advantage Silver \$0/\$50 - Premium Network	Y	\$ -	\$ 163.67	N/A	\$ 181.02	10.6%	\$ 233.68	29.1%	\$ 353.04	51.1%	\$ 346.54	-1.8%
16322PA0040007	Silver	Individual PPO	UPMC Advantage Silver \$1,750/\$50 - Premium Network	Y	\$ -	\$ 161.39	N/A	\$ 180.36	11.8%	\$ 232.84	29.1%	\$ 354.71	52.3%	\$ 336.56	-5.1%
16322PA0040008	Silver	Individual PPO	UPMC Advantage Silver \$3,500/\$25 - Premium Network	Y	\$ -	\$ 163.44	N/A	\$ 177.44	8.6%	\$ 229.07	29.1%	\$ 345.42	50.8%	\$ 343.27	-0.6%
16322PA0040010	Gold	Individual PPO	UPMC Advantage Gold \$800/\$20 - Premium Network	Y	\$ -	\$ 207.42	N/A	\$ 223.92	8.0%	\$ 289.06	29.1%	\$ 332.61	15.1%	\$ 365.07	9.8%
16322PA0040012	Platinum	Individual PPO	UPMC Advantage Platinum \$250/\$20 - Premium Network	Y	\$ -	\$ 345.15	N/A	\$ 380.01	10.1%	\$ 490.56	29.1%	\$ 581.41	18.5%	\$ 639.83	10.0%
16322PA0040024	Bronze	Individual PPO	UPMC Advantage Bronze \$6,950/\$35 - Premium Network	Y	\$ -	\$ -	N/A	\$ 158.03	N/A	\$ 204.01	29.1%	\$ 240.21	17.7%	\$ 263.66	9.8%
16322PA0040025	Silver	Individual PPO	UPMC Advantage Silver HSA \$2,700/20% - Premium Network	N	\$ -	\$ -	N/A	\$ 180.69	N/A	\$ 233.26	29.1%	\$ 368.05	57.8%	\$ 285.93	-22.3%
16322PA0040026	Catastrophic	Individual PPO	UPMC Advantage Catastrophic \$7,350/\$50 - Premium Network	Y	\$ -	\$ -	N/A	\$ 137.48	N/A	\$ 177.48	29.1%	\$ 205.70	15.9%	\$ 250.27	21.7%
16322PA0040027	Silver	Individual PPO	UPMC Advantage Silver \$3,500/\$30 - Premium Network	Y	\$ -	\$ -	N/A	\$ -	N/A	\$ 226.19	N/A	\$ 352.72	55.9%	\$ -	N/A
16322PA0040028	Gold	Individual PPO	UPMC Advantage Gold \$1,400/\$20 - Premium Network	Y	\$ -	\$ -	N/A	\$ -	N/A	\$ -	N/A	\$ 346.35	N/A	\$ -	N/A
16322PA0040029	Bronze	Individual PPO	UPMC Advantage Inside Advantage for Individuals Bronze \$6,950/\$35 - Premium Network	Y	\$ -	\$ -	N/A	\$ -	N/A	\$ -	N/A	\$ -	N/A	\$ -	N/A
16322PA0040030	Silver	Individual PPO	UPMC Advantage Inside Advantage for Individuals Silver HSA \$2,700/20% - Premium Network	Y	\$ -	\$ -	N/A	\$ -	N/A	\$ -	N/A	\$ -	N/A	\$ -	N/A
16322PA0040031	Silver	Individual PPO	UPMC Advantage Inside Advantage for Individuals Silver \$1,750/\$50 - Premium Network	Y	\$ -	\$ -	N/A	\$ -	N/A	\$ -	N/A	\$ -	N/A	\$ -	N/A
16322PA0040032	Silver	Individual PPO	UPMC Advantage Inside Advantage for Individuals Silver \$3,500/\$25 - Premium Network	Y	\$ -	\$ -	N/A	\$ -	N/A	\$ -	N/A	\$ -	N/A	\$ -	N/A
16322PA0040033	Silver	Individual PPO	UPMC Advantage Inside Advantage for Individuals Silver \$0/\$50 - Premium Network	Y	\$ -	\$ -	N/A	\$ -	N/A	\$ -	N/A	\$ -	N/A	\$ -	N/A
16322PA0040034	Gold	Individual PPO	UPMC Advantage Inside Advantage for Individuals Gold \$800/\$20 - Premium Network	Y	\$ -	\$ -	N/A	\$ -	N/A	\$ -	N/A	\$ -	N/A	\$ -	N/A
16322PA0040035	Platinum	Individual PPO	UPMC Advantage Inside Advantage for Individuals Platinum \$250/\$20 - Premium Network	Y	\$ -	\$ -	N/A	\$ -	N/A	\$ -	N/A	\$ -	N/A	\$ -	N/A
16322PA0040036	Catastrophic	Individual PPO	UPMC Advantage Catastrophic \$7,350/\$50 - Premium Network	Y	\$ -	\$ -	N/A	\$ -	N/A	\$ -	N/A	\$ -	N/A	\$ -	N/A
16322PA0040037	Silver	Individual PPO	UPMC Advantage Silver \$1,800/\$50 - Premium Network	N	\$ -	\$ -	N/A	\$ -	N/A	\$ -	N/A	\$ 263.78	N/A	\$ 250.27	7.2%
16322PA0040038	Silver	Individual PPO	UPMC Advantage Inside Advantage for Individuals Silver \$1,800/\$50 - Premium Network	N	\$ -	\$ -	N/A	\$ -	N/A	\$ -	N/A	\$ -	N/A	\$ -	N/A
16322PA0040039	Bronze	Individual PPO	UPMC Advantage Bronze \$6,950/\$35 - Premium Network	Y	\$ -	\$ -	N/A	\$ -	N/A	\$ -	N/A	\$ -	N/A	\$ -	N/A
16322PA0040040	Silver	Individual PPO	UPMC Advantage Silver \$3,500/\$25 - Premium Network	Y	\$ -	\$ -	N/A	\$ -	N/A	\$ -	N/A	\$ -	N/A	\$ -	N/A
16322PA0040041	Silver	Individual PPO	UPMC Advantage Silver \$2,000/\$60 - Premium Network	N	\$ -	\$ -	N/A	\$ -	N/A	\$ -	N/A	\$ -	N/A	\$ -	N/A
16322PA0040042	Gold	Individual PPO	UPMC Advantage Gold \$800/\$20 - Premium Network	Y	\$ -	\$ -	N/A	\$ -	N/A	\$ -	N/A	\$ -	N/A	\$ -	N/A
16322PA0040043	Bronze	Individual PPO	UPMC Advantage Bronze \$6,950/\$35 - Premium Network	Y	\$ -	\$ -	N/A	\$ -	N/A	\$ -	N/A	\$ -	N/A	\$ -	N/A
16322PA0040044	Silver	Individual PPO	UPMC Advantage Silver \$3,500/\$25 - Premium Network	Y	\$ -	\$ -	N/A	\$ -	N/A	\$ -	N/A	\$ -	N/A	\$ -	N/A
16322PA0040045	Silver	Individual PPO	UPMC Advantage Silver \$2,000/\$60 - Premium Network	N	\$ -	\$ -	N/A	\$ -	N/A	\$ -	N/A	\$ -	N/A	\$ -	N/A
16322PA0040046	Gold	Individual PPO	UPMC Advantage Gold \$800/\$20 - Premium Network	Y	\$ -	\$ -	N/A	\$ -	N/A	\$ -	N/A	\$ -	N/A	\$ -	N/A
16322PA0050029	Silver	Individual EPO	UPMC Advantage Silver \$0/\$50 - Select Network	Y	\$ -	\$ -	N/A	\$ -	N/A	\$ -	N/A	\$ -	N/A	\$ -	N/A
16322PA0050030	Silver	Individual EPO	UPMC Advantage Silver \$1,750/\$50 - Select Network	Y	\$ -	\$ -	N/A	\$ -	N/A	\$ -	N/A	\$ -	N/A	\$ -	N/A
16322PA0050031	Silver	Individual EPO	UPMC Advantage Silver \$3,500/\$25 - Select Network	Y	\$ -	\$ -	N/A	\$ -	N/A	\$ -	N/A	\$ -	N/A	\$ -	N/A
16322PA0050033	Gold	Individual EPO	UPMC Advantage Gold \$800/\$20 - Select Network	Y	\$ -	\$ -	N/A	\$ -	N/A	\$ -	N/A	\$ -	N/A	\$ -	N/A
16322PA0050035	Platinum	Individual EPO	UPMC Advantage Platinum \$250/\$20 - Select Network	Y	\$ -	\$ -	N/A	\$ -	N/A	\$ -	N/A	\$ -	N/A	\$ -	N/A
16322PA0050100	Bronze	Individual EPO	UPMC Advantage Bronze \$6,950/\$35 - Partner Network	Y	\$ -	\$ -	N/A	\$ 130.55	N/A	\$ 161.64	23.8%	\$ -	-100.0%	\$ -	N/A
16322PA0050101	Bronze	Individual EPO	UPMC Advantage Bronze \$6,950/\$35 - Select Network	Y	\$ -	\$ -	N/A	\$ -	N/A	\$ -	N/A	\$ -	N/A	\$ -	N/A
16322PA0050102	Silver	Individual EPO	UPMC Advantage Silver \$0/\$50 - Partner Network	Y	\$ -	\$ -	N/A	\$ 149.53	N/A	\$ 185.14	23.8%	\$ -	-100.0%	\$ -	N/A
16322PA0050103	Silver	Individual EPO	UPMC Advantage Silver \$1,750/\$50 - Partner Network	Y	\$ -	\$ -	N/A	\$ 148.99	N/A	\$ 184.48	23.8%	\$ -	-100.0%	\$ -	N/A
16322PA0050104	Silver	Individual EPO	UPMC Advantage Silver \$3,500/\$25 - Partner Network	Y	\$ -	\$ -	N/A	\$ 146.58	N/A	\$ 181.49	23.8%	\$ -	-100.0%	\$ -	N/A
16322PA0050105	Silver	Individual EPO	UPMC Advantage Silver HSA \$2,700/20% - Partner Network	N	\$ -	\$ -	N/A	\$ 149.26	N/A	\$ 184.81	23.8%	\$ -	-100.0%	\$ -	N/A
16322PA0050106	Gold	Individual EPO	UPMC Advantage Gold \$800/\$20 - Partner Network	Y	\$ -	\$ -	N/A	\$ 184.97	N/A	\$ 229.02	23.8%	\$ -	-100.0%	\$ -	N/A
16322PA0050107	Platinum	Individual EPO	UPMC Advantage Platinum \$250/\$20 - Partner Network	Y	\$ -	\$ -	N/A	\$ 313.92	N/A	\$ 388.67	23.8%	\$ -	-100.0%	\$ -	N/A
16322PA0050108	Silver	Individual EPO	UPMC Advantage Silver HSA \$2,700/20% - Select Network	N	\$ -	\$ -	N/A	\$ -	N/A	\$ -	N/A	\$ -	N/A	\$ -	N/A
16322PA0050111	Catastrophic	Individual EPO	UPMC Advantage Catastrophic \$7,350/\$50 - Partner Network	Y	\$ -	\$ -	N/A	\$ 113.57	N/A	\$ 140.62	23.8%	\$ -	-100.0%	\$ -	N/A
16322PA0050112	Catastrophic	Individual EPO	UPMC Advantage Catastrophic \$7,350/\$50 - Select Network	Y	\$ -	\$ -	N/A	\$ -	N/A	\$ -	N/A	\$ -	N/A	\$ -	N/A
16322PA0050113	Silver	Individual EPO	UPMC Advantage Silver \$3,500/\$30 - Select Network	Y	\$ -	\$ -	N/A	\$ -	N/A	\$ -	N/A	\$ -	N/A	\$ -	N/A
16322PA0050114	Silver	Individual EPO	UPMC Advantage Silver \$3,500/\$30 - Partner Network	Y	\$ -	\$ -	N/A	\$ -	N/A	\$ 188.52	N/A	\$ -	-100.0%	\$ -	N/A
16322PA0050115	Gold	Individual EPO	UPMC Advantage Gold \$1,400/\$20 - Select Network	Y	\$ -	\$ -	N/A	\$ -	N/A	\$ -	N/A	\$ -	N/A	\$ -	N/A
16322PA0050116	Gold	Individual EPO	UPMC Advantage Gold \$1,400/\$20 - Partner Network	Y	\$ -	\$ -	N/A	\$ -	N/A	\$ -	N/A	\$ -	N/A	\$ -	N/A
16322PA0050117	Silver	Individual EPO	Tower UPMC Advantage Silver \$3,500/\$25 - Tower Network	Y	\$ -	\$ -	N/A	\$ -	N/A	\$ -	N/A	\$ -	N/A	\$ -	N/A
16322PA0050118	Gold	Individual EPO	Tower UPMC Advantage Gold \$800/\$20 - Tower Network	Y	\$ -	\$ -	N/A	\$ -	N/A	\$ -	N/A	\$ -	N/A	\$ -	N/A
16322PA0050119	Bronze	Individual EPO	Tower UPMC Advantage Bronze \$6,950/\$35 - Tower Network	Y	\$ -	\$ -	N/A	\$ -	N/A	\$ -	N/A	\$ -	N/A	\$ -	N/A
16322PA0050120	Silver	Individual EPO	UPMC Advantage Silver \$1,800/\$50 - Select Network	N	\$ -	\$ -	N/A	\$ -	N/A	\$ -	N/A	\$ -	N/A	\$ -	N/A
16322PA0050121	Silver	Individual EPO	UPMC Advantage Silver \$1,800/\$50 - Partner Network	N	\$ -	\$ -	N/A	\$ -	N/A	\$ -	N/A	\$ -	N/A	\$ -	N/A
16322PA0050123	Silver	Individual EPO	UPMC Advantage Silver \$2,000/\$60 - Tower Network	N	\$ -	\$ -	N/A	\$ -	N/A	\$ -	N/A	\$ -	N/A	\$ -	N/A

Geographic Area 3					2018	2019	2019
Plan ID	Metal Level	Product Name	Plan Name	Exchange Plan (Y/N)	Age 21, NT Prem	Age 21, NT Prem	% Change
16322PA0040006	Silver	Individual PPO	UPMC Advantage Silver \$0/\$50 - Premium Network	Y	\$ -	\$ -	N/A
16322PA0040007	Silver	Individual PPO	UPMC Advantage Silver \$1,750/\$50 - Premium Network	Y	\$ -	\$ -	N/A
16322PA0040008	Silver	Individual PPO	UPMC Advantage Silver \$3,500/\$25 - Premium Network	Y	\$ -	\$ -	N/A
16322PA0040010	Gold	Individual PPO	UPMC Advantage Gold \$800/\$20 - Premium Network	Y	\$ -	\$ -	N/A
16322PA0040012	Platinum	Individual PPO	UPMC Advantage Platinum \$250/\$20 - Premium Network	Y	\$ -	\$ -	N/A
16322PA0040024	Bronze	Individual PPO	UPMC Advantage Bronze \$6,950/\$35 - Premium Network	Y	\$ -	\$ -	N/A
16322PA0040025	Silver	Individual PPO	UPMC Advantage Silver HSA \$2,700/20% - Premium Network	N	\$ -	\$ -	N/A
16322PA0040026	Catastrophic	Individual PPO	UPMC Advantage Catastrophic \$7,350/\$0 - Premium Network	Y	\$ -	\$ -	N/A
16322PA0040027	Silver	Individual PPO	UPMC Advantage Silver \$3,500/\$30 - Premium Network	Y	\$ -	\$ -	N/A
16322PA0040028	Gold	Individual PPO	UPMC Advantage Gold \$1,400/\$20 - Premium Network	Y	\$ -	\$ -	N/A
16322PA0040029	Bronze	Individual PPO	UPMC Advantage Inside Advantage for Individuals Bronze \$6,950/\$35 - Premium Network	Y	\$ -	\$ -	N/A
16322PA0040030	Silver	Individual PPO	UPMC Advantage Inside Advantage for Individuals Silver HSA \$2,700/20% - Premium Network	Y	\$ -	\$ -	N/A
16322PA0040031	Silver	Individual PPO	UPMC Advantage Inside Advantage for Individuals Silver \$1,750/\$50 - Premium Network	Y	\$ -	\$ -	N/A
16322PA0040032	Silver	Individual PPO	UPMC Advantage Inside Advantage for Individuals Silver \$3,500/\$25 - Premium Network	Y	\$ -	\$ -	N/A
16322PA0040033	Silver	Individual PPO	UPMC Advantage Inside Advantage for Individuals Silver \$0/\$50 - Premium Network	Y	\$ -	\$ -	N/A
16322PA0040034	Gold	Individual PPO	UPMC Advantage Inside Advantage for Individuals Gold \$800/\$20 - Premium Network	Y	\$ -	\$ -	N/A
16322PA0040035	Platinum	Individual PPO	UPMC Advantage Inside Advantage for Individuals Platinum \$250/\$20 - Premium Network	Y	\$ -	\$ -	N/A
16322PA0040036	Catastrophic	Individual PPO	UPMC Advantage Catastrophic \$7,350/\$0 - Premium Network	Y	\$ -	\$ -	N/A
16322PA0040037	Silver	Individual PPO	UPMC Advantage Silver \$1,800/\$50 - Premium Network	N	\$ -	\$ -	N/A
16322PA0040038	Silver	Individual PPO	UPMC Advantage Inside Advantage for Individuals Silver \$1,800/\$50 - Premium Network	N	\$ -	\$ -	N/A
16322PA0040039	Bronze	Individual PPO	UPMC Advantage Bronze \$6,950/\$35 - Premium Network	Y	\$ -	\$332.70	N/A
16322PA0040040	Silver	Individual PPO	UPMC Advantage Silver \$3,500/\$25 - Premium Network	Y	\$ -	\$433.17	N/A
16322PA0040041	Silver	Individual PPO	UPMC Advantage Silver \$2,000/\$60 - Premium Network	N	\$ -	\$356.87	N/A
16322PA0040042	Gold	Individual PPO	UPMC Advantage Gold \$800/\$20 - Premium Network	Y	\$ -	\$465.86	N/A
16322PA0040043	Bronze	Individual PPO	UPMC Advantage Bronze \$6,950/\$35 - Premium Network	Y	\$ -	\$332.70	N/A
16322PA0040044	Silver	Individual PPO	UPMC Advantage Silver \$3,500/\$25 - Premium Network	Y	\$ -	\$433.17	N/A
16322PA0040045	Silver	Individual PPO	UPMC Advantage Silver \$2,000/\$60 - Premium Network	N	\$ -	\$356.87	N/A
16322PA0040046	Gold	Individual PPO	UPMC Advantage Gold \$800/\$20 - Premium Network	Y	\$ -	\$465.86	N/A
16322PA0050029	Silver	Individual EPO	UPMC Advantage Silver \$0/\$50 - Select Network	Y	\$ -	\$ -	N/A
16322PA0050030	Silver	Individual EPO	UPMC Advantage Silver \$1,750/\$50 - Select Network	Y	\$ -	\$ -	N/A
16322PA0050031	Silver	Individual EPO	UPMC Advantage Silver \$3,500/\$25 - Select Network	Y	\$ -	\$ -	N/A
16322PA0050033	Gold	Individual EPO	UPMC Advantage Gold \$800/\$20 - Select Network	Y	\$ -	\$ -	N/A
16322PA0050035	Platinum	Individual EPO	UPMC Advantage Platinum \$250/\$20 - Select Network	Y	\$ -	\$ -	N/A
16322PA0050100	Bronze	Individual EPO	UPMC Advantage Bronze \$6,950/\$35 - Partner Network	Y	\$240.45	\$252.15	4.9%
16322PA0050101	Bronze	Individual EPO	UPMC Advantage Bronze \$6,950/\$35 - Select Network	Y	\$ -	\$ -	N/A
16322PA0050102	Silver	Individual EPO	UPMC Advantage Silver \$0/\$50 - Partner Network	Y	\$353.36	\$329.81	-6.7%
16322PA0050103	Silver	Individual EPO	UPMC Advantage Silver \$1,750/\$50 - Partner Network	Y	\$355.03	\$330.00	-7.1%
16322PA0050104	Silver	Individual EPO	UPMC Advantage Silver \$3,500/\$25 - Partner Network	Y	\$345.73	\$324.58	-6.1%
16322PA0050105	Silver	Individual EPO	UPMC Advantage Silver HSA \$2,700/20% - Partner Network	N	\$368.38	\$274.16	-25.6%
16322PA0050106	Gold	Individual EPO	UPMC Advantage Gold \$800/\$20 - Partner Network	Y	\$332.92	\$349.96	5.1%
16322PA0050107	Platinum	Individual EPO	UPMC Advantage Platinum \$250/\$20 - Partner Network	Y	\$581.95	\$614.59	5.6%
16322PA0050108	Silver	Individual EPO	UPMC Advantage Silver HSA \$2,700/20% - Select Network	N	\$ -	\$ -	N/A
16322PA0050111	Catastrophic	Individual EPO	UPMC Advantage Catastrophic \$7,350/\$0 - Partner Network	Y	\$205.89	\$239.16	16.2%
16322PA0050112	Catastrophic	Individual EPO	UPMC Advantage Catastrophic \$7,350/\$0 - Select Network	Y	\$ -	\$ -	N/A
16322PA0050113	Silver	Individual EPO	UPMC Advantage Silver \$3,500/\$30 - Select Network	Y	\$ -	\$ -	N/A
16322PA0050114	Silver	Individual EPO	UPMC Advantage Silver \$3,500/\$30 - Partner Network	Y	\$371.39	\$ -	N/A
16322PA0050115	Gold	Individual EPO	UPMC Advantage Gold \$1,400/\$20 - Select Network	Y	\$ -	\$ -	N/A
16322PA0050116	Gold	Individual EPO	UPMC Advantage Gold \$1,400/\$20 - Partner Network	Y	\$346.66	\$ -	N/A
16322PA0050117	Silver	Individual EPO	Tower UPMC Advantage Silver \$3,500/\$25 - Tower Network	Y	\$ -	\$ -	N/A
16322PA0050118	Gold	Individual EPO	Tower UPMC Advantage Gold \$800/\$20 - Tower Network	Y	\$ -	\$ -	N/A
16322PA0050119	Bronze	Individual EPO	Tower UPMC Advantage Bronze \$6,950/\$35 - Tower Network	Y	\$ -	\$ -	N/A
16322PA0050120	Silver	Individual EPO	UPMC Advantage Silver \$1,800/\$50 - Select Network	N	\$ -	\$ -	N/A
16322PA0050121	Silver	Individual EPO	UPMC Advantage Silver \$1,800/\$50 - Partner Network	N	\$264.01	\$268.43	1.7%
16322PA0050123	Silver	Individual EPO	UPMC Advantage Silver \$2,000/\$60 - Tower Network	N	\$ -	\$ -	N/A

Geographic Area 4					2014	2015	2015	2016	2016	2017	2017	2018	2018	2019	2019
Plan ID	Metal Level	Product Name	Plan Name	Exchange Plan (V/N)	Age 21, NT Prem	Age 21, NT Prem	% Change	Age 21, NT Prem	% Change	Age 21, NT Prem	% Change	Age 21, NT Prem	% Change	Age 21, NT Prem	% Change
16322PA0040006	Silver	Individual PPO	UPMC Advantage Silver \$0/\$50 - Premium Network	Y	\$ -	\$163.67	N/A	\$181.02	10.6%	\$233.68	29.1%	\$353.04	51.1%	\$346.54	-1.8%
16322PA0040007	Silver	Individual PPO	UPMC Advantage Silver \$1,750/\$50 - Premium Network	Y	\$ -	\$161.39	N/A	\$180.36	11.8%	\$232.84	29.1%	\$354.71	52.3%	\$336.56	-5.1%
16322PA0040008	Silver	Individual PPO	UPMC Advantage Silver \$3,500/\$25 - Premium Network	Y	\$ -	\$163.44	N/A	\$177.44	8.6%	\$229.07	29.1%	\$345.42	50.8%	\$343.27	-0.6%
16322PA0040010	Gold	Individual PPO	UPMC Advantage Gold \$800/\$20 - Premium Network	Y	\$ -	\$207.42	N/A	\$223.92	8.0%	\$289.06	29.1%	\$332.61	15.1%	\$365.07	9.8%
16322PA0040012	Platinum	Individual PPO	UPMC Advantage Platinum \$250/\$20 - Premium Network	Y	\$ -	\$345.15	N/A	\$380.01	10.1%	\$490.56	29.1%	\$581.41	18.5%	\$639.83	10.0%
16322PA0040024	Bronze	Individual PPO	UPMC Advantage Bronze \$6,950/\$35 - Premium Network	Y	\$ -	\$ -	N/A	\$158.03	N/A	\$204.01	29.1%	\$240.21	17.7%	\$263.66	9.8%
16322PA0040025	Silver	Individual PPO	UPMC Advantage Silver HSA \$2,700/20% - Premium Network	N	\$ -	\$ -	N/A	\$180.69	N/A	\$233.26	29.1%	\$368.05	57.8%	\$285.93	-22.3%
16322PA0040026	Catastrophic	Individual PPO	UPMC Advantage Catastrophic \$7,350/\$0 - Premium Network	Y	\$ -	\$ -	N/A	\$137.48	N/A	\$177.48	29.1%	\$205.70	15.9%	\$250.27	21.7%
16322PA0040027	Silver	Individual PPO	UPMC Advantage Silver \$3,500/\$30 - Premium Network	Y	\$ -	\$ -	N/A	\$ -	N/A	\$226.19	N/A	\$352.72	55.9%	\$ -	N/A
16322PA0040028	Gold	Individual PPO	UPMC Advantage Gold \$1,400/\$20 - Premium Network	Y	\$ -	\$ -	N/A	\$ -	N/A	\$ -	N/A	\$346.35	N/A	\$ -	N/A
16322PA0040029	Bronze	Individual PPO	UPMC Advantage Inside Advantage for Individuals Bronze \$6,950/\$35 - Premium Network	Y	\$ -	\$ -	N/A	\$ -	N/A	\$ -	N/A	\$ -	N/A	\$ -	N/A
16322PA0040030	Silver	Individual PPO	UPMC Advantage Inside Advantage for Individuals Silver HSA \$2,700/20% - Premium Network	Y	\$ -	\$ -	N/A	\$ -	N/A	\$ -	N/A	\$ -	N/A	\$ -	N/A
16322PA0040031	Silver	Individual PPO	UPMC Advantage Inside Advantage for Individuals Silver \$1,750/\$50 - Premium Network	Y	\$ -	\$ -	N/A	\$ -	N/A	\$ -	N/A	\$ -	N/A	\$ -	N/A
16322PA0040032	Silver	Individual PPO	UPMC Advantage Inside Advantage for Individuals Silver \$3,500/\$25 - Premium Network	Y	\$ -	\$ -	N/A	\$ -	N/A	\$ -	N/A	\$ -	N/A	\$ -	N/A
16322PA0040033	Silver	Individual PPO	UPMC Advantage Inside Advantage for Individuals Silver \$0/\$50 - Premium Network	Y	\$ -	\$ -	N/A	\$ -	N/A	\$ -	N/A	\$ -	N/A	\$ -	N/A
16322PA0040034	Gold	Individual PPO	UPMC Advantage Inside Advantage for Individuals Gold \$800/\$20 - Premium Network	Y	\$ -	\$ -	N/A	\$ -	N/A	\$ -	N/A	\$ -	N/A	\$ -	N/A
16322PA0040035	Platinum	Individual PPO	UPMC Advantage Inside Advantage for Individuals Platinum \$250/\$20 - Premium Network	Y	\$ -	\$ -	N/A	\$ -	N/A	\$ -	N/A	\$ -	N/A	\$ -	N/A
16322PA0040036	Catastrophic	Individual PPO	UPMC Advantage Catastrophic \$7,350/\$0 - Premium Network	Y	\$ -	\$ -	N/A	\$ -	N/A	\$ -	N/A	\$ -	N/A	\$ -	N/A
16322PA0040037	Silver	Individual PPO	UPMC Advantage Silver \$1,800/\$50 - Premium Network	N	\$ -	\$ -	N/A	\$ -	N/A	\$ -	N/A	\$263.78	N/A	\$282.81	7.2%
16322PA0040038	Silver	Individual PPO	UPMC Advantage Inside Advantage for Individuals Silver \$1,800/\$50 - Premium Network	N	\$ -	\$ -	N/A	\$ -	N/A	\$ -	N/A	\$ -	N/A	\$ -	N/A
16322PA0040039	Bronze	Individual PPO	UPMC Advantage Bronze \$6,950/\$35 - Premium Network	Y	\$ -	\$ -	N/A	\$ -	N/A	\$ -	N/A	\$ -	N/A	\$ -	N/A
16322PA0040040	Silver	Individual PPO	UPMC Advantage Silver \$3,500/\$25 - Premium Network	Y	\$ -	\$ -	N/A	\$ -	N/A	\$ -	N/A	\$ -	N/A	\$ -	N/A
16322PA0040041	Silver	Individual PPO	UPMC Advantage Silver \$2,000/\$60 - Premium Network	N	\$ -	\$ -	N/A	\$ -	N/A	\$ -	N/A	\$ -	N/A	\$ -	N/A
16322PA0040042	Gold	Individual PPO	UPMC Advantage Gold \$800/\$20 - Premium Network	Y	\$ -	\$ -	N/A	\$ -	N/A	\$ -	N/A	\$ -	N/A	\$ -	N/A
16322PA0040043	Bronze	Individual PPO	UPMC Advantage Bronze \$6,950/\$35 - Premium Network	Y	\$ -	\$ -	N/A	\$ -	N/A	\$ -	N/A	\$ -	N/A	\$ -	N/A
16322PA0040044	Silver	Individual PPO	UPMC Advantage Silver \$3,500/\$25 - Premium Network	Y	\$ -	\$ -	N/A	\$ -	N/A	\$ -	N/A	\$ -	N/A	\$ -	N/A
16322PA0040045	Silver	Individual PPO	UPMC Advantage Silver \$2,000/\$60 - Premium Network	N	\$ -	\$ -	N/A	\$ -	N/A	\$ -	N/A	\$ -	N/A	\$ -	N/A
16322PA0040046	Gold	Individual PPO	UPMC Advantage Gold \$800/\$20 - Premium Network	Y	\$ -	\$ -	N/A	\$ -	N/A	\$ -	N/A	\$ -	N/A	\$ -	N/A
16322PA0050029	Silver	Individual EPO	UPMC Advantage Silver \$0/\$50 - Select Network	Y	\$ -	\$ -	N/A	\$ -	N/A	\$ -	N/A	\$294.25	N/A	\$276.11	-6.2%
16322PA0050030	Silver	Individual EPO	UPMC Advantage Silver \$1,750/\$50 - Select Network	Y	\$ -	\$ -	N/A	\$ -	N/A	\$ -	N/A	\$295.63	N/A	\$276.27	-6.5%
16322PA0050031	Silver	Individual EPO	UPMC Advantage Silver \$3,500/\$25 - Select Network	Y	\$ -	\$ -	N/A	\$ -	N/A	\$ -	N/A	\$287.89	N/A	\$271.73	-5.6%
16322PA0050033	Gold	Individual EPO	UPMC Advantage Gold \$800/\$20 - Select Network	Y	\$ -	\$ -	N/A	\$ -	N/A	\$ -	N/A	\$277.21	N/A	\$292.98	5.7%
16322PA0050035	Platinum	Individual EPO	UPMC Advantage Platinum \$250/\$20 - Select Network	Y	\$ -	\$ -	N/A	\$ -	N/A	\$ -	N/A	\$484.58	N/A	\$514.52	6.2%
16322PA0050100	Bronze	Individual EPO	UPMC Advantage Bronze \$6,950/\$35 - Partner Network	Y	\$ -	\$ -	N/A	\$130.55	N/A	\$161.64	23.8%	\$190.33	17.7%	\$199.82	5.0%
16322PA0050101	Bronze	Individual EPO	UPMC Advantage Bronze \$6,950/\$35 - Select Network	Y	\$ -	\$ -	N/A	\$ -	N/A	\$ -	N/A	\$200.21	N/A	\$211.09	5.4%
16322PA0050102	Silver	Individual EPO	UPMC Advantage Silver \$0/\$50 - Partner Network	Y	\$ -	\$ -	N/A	\$149.53	N/A	\$185.14	23.8%	\$279.71	51.1%	\$261.36	-6.6%
16322PA0050103	Silver	Individual EPO	UPMC Advantage Silver \$1,750/\$50 - Partner Network	Y	\$ -	\$ -	N/A	\$148.99	N/A	\$184.48	23.8%	\$281.03	52.3%	\$261.52	-6.9%
16322PA0050104	Silver	Individual EPO	UPMC Advantage Silver \$3,500/\$25 - Partner Network	Y	\$ -	\$ -	N/A	\$146.58	N/A	\$181.49	23.8%	\$273.67	50.8%	\$257.22	-6.0%
16322PA0050105	Silver	Individual EPO	UPMC Advantage Silver HSA \$2,700/20% - Partner Network	N	\$ -	\$ -	N/A	\$149.26	N/A	\$184.81	23.8%	\$291.60	57.8%	\$217.26	-25.5%
16322PA0050106	Gold	Individual EPO	UPMC Advantage Gold \$800/\$20 - Partner Network	Y	\$ -	\$ -	N/A	\$184.97	N/A	\$229.02	23.8%	\$263.53	15.1%	\$277.34	5.2%
16322PA0050107	Platinum	Individual EPO	UPMC Advantage Platinum \$250/\$20 - Partner Network	Y	\$ -	\$ -	N/A	\$313.92	N/A	\$388.67	23.8%	\$460.65	18.5%	\$487.04	5.7%
16322PA0050108	Silver	Individual EPO	UPMC Advantage Silver HSA \$2,700/20% - Select Network	N	\$ -	\$ -	N/A	\$ -	N/A	\$ -	N/A	\$306.74	N/A	\$229.52	-25.2%
16322PA0050111	Catastrophic	Individual EPO	UPMC Advantage Catastrophic \$7,350/\$0 - Partner Network	Y	\$ -	\$ -	N/A	\$113.57	N/A	\$140.62	23.8%	\$162.98	15.9%	\$189.53	16.3%
16322PA0050112	Catastrophic	Individual EPO	UPMC Advantage Catastrophic \$7,350/\$0 - Select Network	Y	\$ -	\$ -	N/A	\$ -	N/A	\$ -	N/A	\$171.44	N/A	\$200.22	16.8%
16322PA0050113	Silver	Individual EPO	UPMC Advantage Silver \$3,500/\$30 - Select Network	Y	\$ -	\$ -	N/A	\$ -	N/A	\$ -	N/A	\$293.98	N/A	\$ -	N/A
16322PA0050114	Silver	Individual EPO	UPMC Advantage Silver \$3,500/\$30 - Partner Network	Y	\$ -	\$ -	N/A	\$ -	N/A	\$188.52	N/A	\$293.98	55.9%	\$ -	N/A
16322PA0050115	Gold	Individual EPO	UPMC Advantage Gold \$1,400/\$20 - Select Network	Y	\$ -	\$ -	N/A	\$ -	N/A	\$ -	N/A	\$288.66	N/A	\$ -	N/A
16322PA0050116	Gold	Individual EPO	UPMC Advantage Gold \$1,400/\$20 - Partner Network	Y	\$ -	\$ -	N/A	\$ -	N/A	\$ -	N/A	\$274.41	N/A	\$ -	N/A
16322PA0050117	Silver	Individual EPO	Tower UPMC Advantage Silver \$3,500/\$25 - Tower Network	Y	\$ -	\$ -	N/A	\$ -	N/A	\$ -	N/A	\$ -	N/A	\$ -	N/A
16322PA0050118	Gold	Individual EPO	Tower UPMC Advantage Gold \$800/\$20 - Tower Network	Y	\$ -	\$ -	N/A	\$ -	N/A	\$ -	N/A	\$ -	N/A	\$ -	N/A
16322PA0050119	Bronze	Individual EPO	Tower UPMC Advantage Bronze \$6,950/\$35 - Tower Network	Y	\$ -	\$ -	N/A	\$ -	N/A	\$ -	N/A	\$ -	N/A	\$ -	N/A
16322PA0050120	Silver	Individual EPO	UPMC Advantage Silver \$1,800/\$50 - Select Network	N	\$ -	\$ -	N/A	\$ -	N/A	\$ -	N/A	\$219.84	N/A	\$224.72	2.2%
16322PA0050121	Silver	Individual EPO	UPMC Advantage Silver \$1,800/\$50 - Partner Network	N	\$ -	\$ -	N/A	\$ -	N/A	\$ -	N/A	\$208.98	N/A	\$212.72	1.8%
16322PA0050123	Silver	Individual EPO	UPMC Advantage Silver \$2,000/\$60 - Tower Network	N	\$ -	\$ -	N/A	\$ -	N/A	\$ -	N/A	\$ -	N/A	\$ -	N/A

Geographic Area 5					2014	2015	2015	2016	2016	2017	2017	2018	2018	2019	2019
Plan ID	Metal Level	Product Name	Plan Name	Exchange Plan (Y/N)	Age 21, NT Prem	Age 21, NT Prem	% Change	Age 21, NT Prem	% Change	Age 21, NT Prem	% Change	Age 21, NT Prem	% Change	Age 21, NT Prem	% Change
16322PA0040006	Silver	Individual PPO	UPMC Advantage Silver \$0/\$50 - Premium Network	Y	\$ -	\$ 163.67	N/A	\$ 181.02	10.6%	\$ 233.68	29.1%	\$ 353.04	51.1%	\$ 346.54	-1.8%
16322PA0040007	Silver	Individual PPO	UPMC Advantage Silver \$1,750/\$50 - Premium Network	Y	\$ -	\$ 161.39	N/A	\$ 180.36	11.8%	\$ 232.84	29.1%	\$ 354.71	52.3%	\$ 336.56	-5.1%
16322PA0040008	Silver	Individual PPO	UPMC Advantage Silver \$3,500/\$25 - Premium Network	Y	\$ -	\$ 163.44	N/A	\$ 177.44	8.6%	\$ 229.07	29.1%	\$ 345.42	50.8%	\$ 343.27	-0.6%
16322PA0040010	Gold	Individual PPO	UPMC Advantage Gold \$800/\$20 - Premium Network	Y	\$ -	\$ 207.42	N/A	\$ 223.92	8.0%	\$ 289.06	29.1%	\$ 332.61	15.1%	\$ 365.07	9.8%
16322PA0040012	Platinum	Individual PPO	UPMC Advantage Platinum \$250/\$20 - Premium Network	Y	\$ -	\$ 345.15	N/A	\$ 380.01	10.1%	\$ 490.56	29.1%	\$ 581.41	18.5%	\$ 639.83	10.0%
16322PA0040024	Bronze	Individual PPO	UPMC Advantage Bronze \$6,950/\$35 - Premium Network	Y	\$ -	\$ -	N/A	\$ 158.03	N/A	\$ 204.01	29.1%	\$ 240.21	17.7%	\$ 263.66	9.8%
16322PA0040025	Silver	Individual PPO	UPMC Advantage Silver HSA \$2,700/20% - Premium Network	N	\$ -	\$ -	N/A	\$ 180.69	N/A	\$ 233.26	29.1%	\$ 368.05	57.8%	\$ 285.93	-22.3%
16322PA0040026	Catastrophic	Individual PPO	UPMC Advantage Catastrophic \$7,350/\$50 - Premium Network	Y	\$ -	\$ -	N/A	\$ 137.48	N/A	\$ 177.48	29.1%	\$ 205.70	15.9%	\$ 250.27	21.7%
16322PA0040027	Silver	Individual PPO	UPMC Advantage Silver \$3,500/\$30 - Premium Network	Y	\$ -	\$ -	N/A	\$ -	N/A	\$ 226.19	N/A	\$ 352.72	55.9%	\$ -	N/A
16322PA0040028	Gold	Individual PPO	UPMC Advantage Gold \$1,400/\$20 - Premium Network	Y	\$ -	\$ -	N/A	\$ -	N/A	\$ -	N/A	\$ 346.35	N/A	\$ -	N/A
16322PA0040029	Bronze	Individual PPO	UPMC Advantage Inside Advantage for Individuals Bronze \$6,950/\$35 - Premium Network	Y	\$ -	\$ -	N/A	\$ -	N/A	\$ -	N/A	\$ -	N/A	\$ -	N/A
16322PA0040030	Silver	Individual PPO	UPMC Advantage Inside Advantage for Individuals Silver HSA \$2,700/20% - Premium Network	Y	\$ -	\$ -	N/A	\$ -	N/A	\$ -	N/A	\$ -	N/A	\$ -	N/A
16322PA0040031	Silver	Individual PPO	UPMC Advantage Inside Advantage for Individuals Silver \$1,750/\$50 - Premium Network	Y	\$ -	\$ -	N/A	\$ -	N/A	\$ -	N/A	\$ -	N/A	\$ -	N/A
16322PA0040032	Silver	Individual PPO	UPMC Advantage Inside Advantage for Individuals Silver \$3,500/\$25 - Premium Network	Y	\$ -	\$ -	N/A	\$ -	N/A	\$ -	N/A	\$ -	N/A	\$ -	N/A
16322PA0040033	Silver	Individual PPO	UPMC Advantage Inside Advantage for Individuals Silver \$0/\$50 - Premium Network	Y	\$ -	\$ -	N/A	\$ -	N/A	\$ -	N/A	\$ -	N/A	\$ -	N/A
16322PA0040034	Gold	Individual PPO	UPMC Advantage Inside Advantage for Individuals Gold \$800/\$20 - Premium Network	Y	\$ -	\$ -	N/A	\$ -	N/A	\$ -	N/A	\$ -	N/A	\$ -	N/A
16322PA0040035	Platinum	Individual PPO	UPMC Advantage Inside Advantage for Individuals Platinum \$250/\$20 - Premium Network	Y	\$ -	\$ -	N/A	\$ -	N/A	\$ -	N/A	\$ -	N/A	\$ -	N/A
16322PA0040036	Catastrophic	Individual PPO	UPMC Advantage Catastrophic \$7,350/\$50 - Premium Network	Y	\$ -	\$ -	N/A	\$ -	N/A	\$ -	N/A	\$ -	N/A	\$ -	N/A
16322PA0040037	Silver	Individual PPO	UPMC Advantage Silver \$1,800/\$50 - Premium Network	N	\$ -	\$ -	N/A	\$ -	N/A	\$ -	N/A	\$ 263.78	N/A	\$ 282.81	7.2%
16322PA0040038	Silver	Individual PPO	UPMC Advantage Inside Advantage for Individuals Silver \$1,800/\$50 - Premium Network	N	\$ -	\$ -	N/A	\$ -	N/A	\$ -	N/A	\$ -	N/A	\$ -	N/A
16322PA0040039	Bronze	Individual PPO	UPMC Advantage Bronze \$6,950/\$35 - Premium Network	Y	\$ -	\$ -	N/A	\$ -	N/A	\$ -	N/A	\$ -	N/A	\$ -	N/A
16322PA0040040	Silver	Individual PPO	UPMC Advantage Silver \$3,500/\$25 - Premium Network	Y	\$ -	\$ -	N/A	\$ -	N/A	\$ -	N/A	\$ -	N/A	\$ -	N/A
16322PA0040041	Silver	Individual PPO	UPMC Advantage Silver \$2,000/\$60 - Premium Network	N	\$ -	\$ -	N/A	\$ -	N/A	\$ -	N/A	\$ -	N/A	\$ -	N/A
16322PA0040042	Gold	Individual PPO	UPMC Advantage Gold \$800/\$20 - Premium Network	Y	\$ -	\$ -	N/A	\$ -	N/A	\$ -	N/A	\$ -	N/A	\$ -	N/A
16322PA0040043	Bronze	Individual PPO	UPMC Advantage Bronze \$6,950/\$35 - Premium Network	Y	\$ -	\$ -	N/A	\$ -	N/A	\$ -	N/A	\$ -	N/A	\$ -	N/A
16322PA0040044	Silver	Individual PPO	UPMC Advantage Silver \$3,500/\$25 - Premium Network	Y	\$ -	\$ -	N/A	\$ -	N/A	\$ -	N/A	\$ -	N/A	\$ -	N/A
16322PA0040045	Silver	Individual PPO	UPMC Advantage Silver \$2,000/\$60 - Premium Network	N	\$ -	\$ -	N/A	\$ -	N/A	\$ -	N/A	\$ -	N/A	\$ -	N/A
16322PA0040046	Gold	Individual PPO	UPMC Advantage Gold \$800/\$20 - Premium Network	Y	\$ -	\$ -	N/A	\$ -	N/A	\$ -	N/A	\$ -	N/A	\$ -	N/A
16322PA0050029	Silver	Individual EPO	UPMC Advantage Silver \$0/\$50 - Select Network	Y	\$ -	\$ -	N/A	\$ -	N/A	\$ -	N/A	\$ -	N/A	\$ -	N/A
16322PA0050030	Silver	Individual EPO	UPMC Advantage Silver \$1,750/\$50 - Select Network	Y	\$ -	\$ -	N/A	\$ -	N/A	\$ -	N/A	\$ -	N/A	\$ -	N/A
16322PA0050031	Silver	Individual EPO	UPMC Advantage Silver \$3,500/\$25 - Select Network	Y	\$ -	\$ -	N/A	\$ -	N/A	\$ -	N/A	\$ -	N/A	\$ -	N/A
16322PA0050033	Gold	Individual EPO	UPMC Advantage Gold \$800/\$20 - Select Network	Y	\$ -	\$ -	N/A	\$ -	N/A	\$ -	N/A	\$ -	N/A	\$ -	N/A
16322PA0050035	Platinum	Individual EPO	UPMC Advantage Platinum \$250/\$20 - Select Network	Y	\$ -	\$ -	N/A	\$ -	N/A	\$ -	N/A	\$ -	N/A	\$ -	N/A
16322PA0050100	Bronze	Individual EPO	UPMC Advantage Bronze \$6,950/\$35 - Partner Network	Y	\$ -	\$ -	N/A	\$ 130.55	N/A	\$ 161.64	23.8%	\$ 190.33	17.7%	\$ 199.82	5.0%
16322PA0050101	Bronze	Individual EPO	UPMC Advantage Bronze \$6,950/\$35 - Select Network	Y	\$ -	\$ -	N/A	\$ -	N/A	\$ -	N/A	\$ -	N/A	\$ -	N/A
16322PA0050102	Silver	Individual EPO	UPMC Advantage Silver \$0/\$50 - Partner Network	Y	\$ -	\$ -	N/A	\$ 149.53	N/A	\$ 185.14	23.8%	\$ 279.71	51.1%	\$ 261.36	-6.6%
16322PA0050103	Silver	Individual EPO	UPMC Advantage Silver \$1,750/\$50 - Partner Network	Y	\$ -	\$ -	N/A	\$ 148.99	N/A	\$ 184.48	23.8%	\$ 281.03	52.3%	\$ 261.52	-6.9%
16322PA0050104	Silver	Individual EPO	UPMC Advantage Silver \$3,500/\$25 - Partner Network	Y	\$ -	\$ -	N/A	\$ 146.58	N/A	\$ 181.49	23.8%	\$ 273.67	50.8%	\$ 257.22	-6.0%
16322PA0050105	Silver	Individual EPO	UPMC Advantage Silver HSA \$2,700/20% - Partner Network	N	\$ -	\$ -	N/A	\$ 149.26	N/A	\$ 184.81	23.8%	\$ 291.60	57.8%	\$ 217.26	-25.5%
16322PA0050106	Gold	Individual EPO	UPMC Advantage Gold \$800/\$20 - Partner Network	Y	\$ -	\$ -	N/A	\$ 184.97	N/A	\$ 229.02	23.8%	\$ 263.53	15.1%	\$ 277.34	5.2%
16322PA0050107	Platinum	Individual EPO	UPMC Advantage Platinum \$250/\$20 - Partner Network	Y	\$ -	\$ -	N/A	\$ 313.92	N/A	\$ 388.67	23.8%	\$ 460.65	18.5%	\$ 487.04	5.7%
16322PA0050108	Silver	Individual EPO	UPMC Advantage Silver HSA \$2,700/20% - Select Network	N	\$ -	\$ -	N/A	\$ -	N/A	\$ -	N/A	\$ -	N/A	\$ -	N/A
16322PA0050111	Catastrophic	Individual EPO	UPMC Advantage Catastrophic \$7,350/\$50 - Partner Network	Y	\$ -	\$ -	N/A	\$ 113.57	N/A	\$ 140.62	23.8%	\$ 162.98	15.9%	\$ 189.53	16.3%
16322PA0050112	Catastrophic	Individual EPO	UPMC Advantage Catastrophic \$7,350/\$50 - Select Network	Y	\$ -	\$ -	N/A	\$ -	N/A	\$ -	N/A	\$ -	N/A	\$ -	N/A
16322PA0050113	Silver	Individual EPO	UPMC Advantage Silver \$3,500/\$30 - Select Network	Y	\$ -	\$ -	N/A	\$ -	N/A	\$ -	N/A	\$ -	N/A	\$ -	N/A
16322PA0050114	Silver	Individual EPO	UPMC Advantage Silver \$3,500/\$30 - Partner Network	Y	\$ -	\$ -	N/A	\$ -	N/A	\$ 188.52	N/A	\$ 293.98	55.9%	\$ -	N/A
16322PA0050115	Gold	Individual EPO	UPMC Advantage Gold \$1,400/\$20 - Select Network	Y	\$ -	\$ -	N/A	\$ -	N/A	\$ -	N/A	\$ -	N/A	\$ -	N/A
16322PA0050116	Gold	Individual EPO	UPMC Advantage Gold \$1,400/\$20 - Partner Network	Y	\$ -	\$ -	N/A	\$ -	N/A	\$ -	N/A	\$ 274.41	N/A	\$ -	N/A
16322PA0050117	Silver	Individual EPO	Tower UPMC Advantage Silver \$3,500/\$25 - Tower Network	Y	\$ -	\$ -	N/A	\$ -	N/A	\$ -	N/A	\$ -	N/A	\$ -	N/A
16322PA0050118	Gold	Individual EPO	Tower UPMC Advantage Gold \$800/\$20 - Tower Network	Y	\$ -	\$ -	N/A	\$ -	N/A	\$ -	N/A	\$ -	N/A	\$ -	N/A
16322PA0050119	Bronze	Individual EPO	Tower UPMC Advantage Bronze \$6,950/\$35 - Tower Network	Y	\$ -	\$ -	N/A	\$ -	N/A	\$ -	N/A	\$ -	N/A	\$ -	N/A
16322PA0050120	Silver	Individual EPO	UPMC Advantage Silver \$1,800/\$50 - Select Network	N	\$ -	\$ -	N/A	\$ -	N/A	\$ -	N/A	\$ -	N/A	\$ -	N/A
16322PA0050121	Silver	Individual EPO	UPMC Advantage Silver \$1,800/\$50 - Partner Network	N	\$ -	\$ -	N/A	\$ -	N/A	\$ -	N/A	\$ 208.98	N/A	\$ 212.72	1.8%
16322PA0050123	Silver	Individual EPO	UPMC Advantage Silver \$2,000/\$60 - Tower Network	N	\$ -	\$ -	N/A	\$ -	N/A	\$ -	N/A	\$ -	N/A	\$ -	N/A

Geographic Area 6					2014	2015	2015	2016	2016	2017	2017	2018	2018	2019	2019
Plan ID	Metal Level	Product Name	Plan Name	Exchange Plan (Y/N)	Age 21, NT Prem	Age 21, NT Prem	% Change	Age 21, NT Prem	% Change	Age 21, NT Prem	% Change	Age 21, NT Prem	% Change	Age 21, NT Prem	% Change
16322PA0040006	Silver	Individual PPO	UPMC Advantage Silver \$0/\$50 - Premium Network	Y	\$ -	\$ 163.67	N/A	\$ 181.02	10.6%	\$ 233.68	29.1%	\$ 353.04	51.1%	\$ 466.73	32.2%
16322PA0040007	Silver	Individual PPO	UPMC Advantage Silver \$1,750/\$50 - Premium Network	Y	\$ -	\$ 161.39	N/A	\$ 180.36	11.8%	\$ 232.84	29.1%	\$ 354.71	52.3%	\$ 453.29	27.8%
16322PA0040008	Silver	Individual PPO	UPMC Advantage Silver \$3,500/\$25 - Premium Network	Y	\$ -	\$ 163.44	N/A	\$ 177.44	8.6%	\$ 229.07	29.1%	\$ 345.42	50.8%	\$ 462.33	33.8%
16322PA0040010	Gold	Individual PPO	UPMC Advantage Gold \$800/\$20 - Premium Network	Y	\$ -	\$ 207.42	N/A	\$ 223.92	8.0%	\$ 289.06	29.1%	\$ 332.61	15.1%	\$ 491.69	47.8%
16322PA0040012	Platinum	Individual PPO	UPMC Advantage Platinum \$250/\$20 - Premium Network	Y	\$ -	\$ 345.15	N/A	\$ 380.01	10.1%	\$ 490.56	29.1%	\$ 581.41	18.5%	\$ 861.74	48.2%
16322PA0040024	Bronze	Individual PPO	UPMC Advantage Bronze \$6,950/\$35 - Premium Network	Y	\$ -	\$ -	N/A	\$ 158.03	N/A	\$ 204.01	29.1%	\$ 240.21	17.7%	\$ 355.10	47.8%
16322PA0040025	Silver	Individual PPO	UPMC Advantage Silver HSA \$2,700/20% - Premium Network	N	\$ -	\$ -	N/A	\$ 180.69	N/A	\$ 233.26	29.1%	\$ 368.05	57.8%	\$ 385.10	4.6%
16322PA0040026	Catastrophic	Individual PPO	UPMC Advantage Catastrophic \$7,350/\$50 - Premium Network	Y	\$ -	\$ -	N/A	\$ 137.48	N/A	\$ 177.48	29.1%	\$ 205.70	15.9%	\$ 337.07	63.9%
16322PA0040027	Silver	Individual PPO	UPMC Advantage Silver \$3,500/\$30 - Premium Network	Y	\$ -	\$ -	N/A	\$ -	N/A	\$ 226.19	N/A	\$ 352.72	55.9%	\$ -	N/A
16322PA0040028	Gold	Individual PPO	UPMC Advantage Gold \$1,400/\$20 - Premium Network	Y	\$ -	\$ -	N/A	\$ -	N/A	\$ -	N/A	\$ 346.35	N/A	\$ -	N/A
16322PA0040029	Bronze	Individual PPO	UPMC Advantage Inside Advantage for Individuals Bronze \$6,950/\$35 - Premium Network	Y	\$ -	\$ -	N/A	\$ -	N/A	\$ -	N/A	\$ -	N/A	\$ -	N/A
16322PA0040030	Silver	Individual PPO	UPMC Advantage Inside Advantage for Individuals Silver HSA \$2,700/20% - Premium Network	Y	\$ -	\$ -	N/A	\$ -	N/A	\$ -	N/A	\$ -	N/A	\$ -	N/A
16322PA0040031	Silver	Individual PPO	UPMC Advantage Inside Advantage for Individuals Silver \$1,750/\$50 - Premium Network	Y	\$ -	\$ -	N/A	\$ -	N/A	\$ -	N/A	\$ -	N/A	\$ -	N/A
16322PA0040032	Silver	Individual PPO	UPMC Advantage Inside Advantage for Individuals Silver \$3,500/\$25 - Premium Network	Y	\$ -	\$ -	N/A	\$ -	N/A	\$ -	N/A	\$ -	N/A	\$ -	N/A
16322PA0040033	Silver	Individual PPO	UPMC Advantage Inside Advantage for Individuals Silver \$0/\$50 - Premium Network	Y	\$ -	\$ -	N/A	\$ -	N/A	\$ -	N/A	\$ -	N/A	\$ -	N/A
16322PA0040034	Gold	Individual PPO	UPMC Advantage Inside Advantage for Individuals Gold \$800/\$20 - Premium Network	Y	\$ -	\$ -	N/A	\$ -	N/A	\$ -	N/A	\$ -	N/A	\$ -	N/A
16322PA0040035	Platinum	Individual PPO	UPMC Advantage Inside Advantage for Individuals Platinum \$250/\$20 - Premium Network	Y	\$ -	\$ -	N/A	\$ -	N/A	\$ -	N/A	\$ -	N/A	\$ -	N/A
16322PA0040036	Catastrophic	Individual PPO	UPMC Advantage Catastrophic \$7,350/\$50 - Premium Network	Y	\$ -	\$ -	N/A	\$ -	N/A	\$ -	N/A	\$ -	N/A	\$ -	N/A
16322PA0040037	Silver	Individual PPO	UPMC Advantage Silver \$1,800/\$50 - Premium Network	N	\$ -	\$ -	N/A	\$ -	N/A	\$ -	N/A	\$ 263.78	N/A	\$ 380.90	44.4%
16322PA0040038	Silver	Individual PPO	UPMC Advantage Inside Advantage for Individuals Silver \$1,800/\$50 - Premium Network	N	\$ -	\$ -	N/A	\$ -	N/A	\$ -	N/A	\$ -	N/A	\$ -	N/A
16322PA0040039	Bronze	Individual PPO	UPMC Advantage Bronze \$6,950/\$35 - Premium Network	Y	\$ -	\$ -	N/A	\$ -	N/A	\$ -	N/A	\$ -	N/A	\$ 355.10	N/A
16322PA0040040	Silver	Individual PPO	UPMC Advantage Silver \$3,500/\$25 - Premium Network	Y	\$ -	\$ -	N/A	\$ -	N/A	\$ -	N/A	\$ -	N/A	\$ 462.33	N/A
16322PA0040041	Silver	Individual PPO	UPMC Advantage Silver \$2,000/\$60 - Premium Network	N	\$ -	\$ -	N/A	\$ -	N/A	\$ -	N/A	\$ -	N/A	\$ 380.90	N/A
16322PA0040042	Gold	Individual PPO	UPMC Advantage Gold \$800/\$20 - Premium Network	Y	\$ -	\$ -	N/A	\$ -	N/A	\$ -	N/A	\$ -	N/A	\$ 497.22	N/A
16322PA0040043	Bronze	Individual PPO	UPMC Advantage Bronze \$6,950/\$35 - Premium Network	Y	\$ -	\$ -	N/A	\$ -	N/A	\$ -	N/A	\$ -	N/A	\$ 355.10	N/A
16322PA0040044	Silver	Individual PPO	UPMC Advantage Silver \$3,500/\$25 - Premium Network	Y	\$ -	\$ -	N/A	\$ -	N/A	\$ -	N/A	\$ -	N/A	\$ 462.33	N/A
16322PA0040045	Silver	Individual PPO	UPMC Advantage Silver \$2,000/\$60 - Premium Network	N	\$ -	\$ -	N/A	\$ -	N/A	\$ -	N/A	\$ -	N/A	\$ 380.90	N/A
16322PA0040046	Gold	Individual PPO	UPMC Advantage Gold \$800/\$20 - Premium Network	Y	\$ -	\$ -	N/A	\$ -	N/A	\$ -	N/A	\$ -	N/A	\$ 497.22	N/A
16322PA0050029	Silver	Individual EPO	UPMC Advantage Silver \$0/\$50 - Select Network	Y	\$ -	\$ -	N/A	\$ -	N/A	\$ -	N/A	\$ -	N/A	\$ -	N/A
16322PA0050030	Silver	Individual EPO	UPMC Advantage Silver \$1,750/\$50 - Select Network	Y	\$ -	\$ -	N/A	\$ -	N/A	\$ -	N/A	\$ -	N/A	\$ -	N/A
16322PA0050031	Silver	Individual EPO	UPMC Advantage Silver \$3,500/\$25 - Select Network	Y	\$ -	\$ -	N/A	\$ -	N/A	\$ -	N/A	\$ -	N/A	\$ -	N/A
16322PA0050033	Gold	Individual EPO	UPMC Advantage Gold \$800/\$20 - Select Network	Y	\$ -	\$ -	N/A	\$ -	N/A	\$ -	N/A	\$ -	N/A	\$ -	N/A
16322PA0050035	Platinum	Individual EPO	UPMC Advantage Platinum \$250/\$20 - Select Network	Y	\$ -	\$ -	N/A	\$ -	N/A	\$ -	N/A	\$ -	N/A	\$ -	N/A
16322PA0050100	Bronze	Individual EPO	UPMC Advantage Bronze \$6,950/\$35 - Partner Network	Y	\$ -	\$ -	N/A	\$ 130.55	N/A	\$ 161.64	23.8%	\$ -	-100.0%	\$ -	N/A
16322PA0050101	Bronze	Individual EPO	UPMC Advantage Bronze \$6,950/\$35 - Select Network	Y	\$ -	\$ -	N/A	\$ -	N/A	\$ -	N/A	\$ -	N/A	\$ -	N/A
16322PA0050102	Silver	Individual EPO	UPMC Advantage Silver \$0/\$50 - Partner Network	Y	\$ -	\$ -	N/A	\$ 149.53	N/A	\$ 185.14	23.8%	\$ -	-100.0%	\$ -	N/A
16322PA0050103	Silver	Individual EPO	UPMC Advantage Silver \$1,750/\$50 - Partner Network	Y	\$ -	\$ -	N/A	\$ 148.99	N/A	\$ 184.48	23.8%	\$ -	-100.0%	\$ -	N/A
16322PA0050104	Silver	Individual EPO	UPMC Advantage Silver \$3,500/\$25 - Partner Network	Y	\$ -	\$ -	N/A	\$ 146.58	N/A	\$ 181.49	23.8%	\$ -	-100.0%	\$ -	N/A
16322PA0050105	Silver	Individual EPO	UPMC Advantage Silver HSA \$2,700/20% - Partner Network	N	\$ -	\$ -	N/A	\$ 149.26	N/A	\$ 184.81	23.8%	\$ -	-100.0%	\$ -	N/A
16322PA0050106	Gold	Individual EPO	UPMC Advantage Gold \$800/\$20 - Partner Network	Y	\$ -	\$ -	N/A	\$ 184.97	N/A	\$ 229.02	23.8%	\$ -	-100.0%	\$ -	N/A
16322PA0050107	Platinum	Individual EPO	UPMC Advantage Platinum \$250/\$20 - Partner Network	Y	\$ -	\$ -	N/A	\$ 313.92	N/A	\$ 388.67	23.8%	\$ -	-100.0%	\$ -	N/A
16322PA0050108	Silver	Individual EPO	UPMC Advantage Silver HSA \$2,700/20% - Select Network	N	\$ -	\$ -	N/A	\$ -	N/A	\$ -	N/A	\$ -	N/A	\$ -	N/A
16322PA0050111	Catastrophic	Individual EPO	UPMC Advantage Catastrophic \$7,350/\$50 - Partner Network	Y	\$ -	\$ -	N/A	\$ 113.57	N/A	\$ 140.62	23.8%	\$ -	-100.0%	\$ -	N/A
16322PA0050112	Catastrophic	Individual EPO	UPMC Advantage Catastrophic \$7,350/\$50 - Select Network	Y	\$ -	\$ -	N/A	\$ -	N/A	\$ -	N/A	\$ -	N/A	\$ -	N/A
16322PA0050113	Silver	Individual EPO	UPMC Advantage Silver \$3,500/\$30 - Select Network	Y	\$ -	\$ -	N/A	\$ -	N/A	\$ -	N/A	\$ -	N/A	\$ -	N/A
16322PA0050114	Silver	Individual EPO	UPMC Advantage Silver \$3,500/\$30 - Partner Network	Y	\$ -	\$ -	N/A	\$ -	N/A	\$ 188.52	N/A	\$ -	-100.0%	\$ -	N/A
16322PA0050115	Gold	Individual EPO	UPMC Advantage Gold \$1,400/\$20 - Select Network	Y	\$ -	\$ -	N/A	\$ -	N/A	\$ -	N/A	\$ -	N/A	\$ -	N/A
16322PA0050116	Gold	Individual EPO	UPMC Advantage Gold \$1,400/\$20 - Partner Network	Y	\$ -	\$ -	N/A	\$ -	N/A	\$ -	N/A	\$ -	N/A	\$ -	N/A
16322PA0050117	Silver	Individual EPO	Tower UPMC Advantage Silver \$3,500/\$25 - Tower Network	Y	\$ -	\$ -	N/A	\$ -	N/A	\$ -	N/A	\$ -	N/A	\$ -	N/A
16322PA0050118	Gold	Individual EPO	Tower UPMC Advantage Gold \$800/\$20 - Tower Network	Y	\$ -	\$ -	N/A	\$ -	N/A	\$ -	N/A	\$ -	N/A	\$ -	N/A
16322PA0050119	Bronze	Individual EPO	Tower UPMC Advantage Bronze \$6,950/\$35 - Tower Network	Y	\$ -	\$ -	N/A	\$ -	N/A	\$ -	N/A	\$ -	N/A	\$ -	N/A
16322PA0050120	Silver	Individual EPO	UPMC Advantage Silver \$1,800/\$50 - Select Network	N	\$ -	\$ -	N/A	\$ -	N/A	\$ -	N/A	\$ -	N/A	\$ -	N/A
16322PA0050121	Silver	Individual EPO	UPMC Advantage Silver \$1,800/\$50 - Partner Network	N	\$ -	\$ -	N/A	\$ -	N/A	\$ -	N/A	\$ -	N/A	\$ -	N/A
16322PA0050123	Silver	Individual EPO	UPMC Advantage Silver \$2,000/\$60 - Tower Network	N	\$ -	\$ -	N/A	\$ -	N/A	\$ -	N/A	\$ -	N/A	\$ -	N/A

Geographic Area 7					2018	2019	2019
Plan ID	Metal Level	Product Name	Plan Name	Exchange Plan (Y/N)	Age 21, NT Prem	Age 21, NT Prem	% Change
16322PA0040006	Silver	Individual PPO	UPMC Advantage Silver \$0/\$50 - Premium Network	Y	\$ -	\$ -	N/A
16322PA0040007	Silver	Individual PPO	UPMC Advantage Silver \$1,750/\$50 - Premium Network	Y	\$ -	\$ -	N/A
16322PA0040008	Silver	Individual PPO	UPMC Advantage Silver \$3,500/\$25 - Premium Network	Y	\$ -	\$ -	N/A
16322PA0040010	Gold	Individual PPO	UPMC Advantage Gold \$800/\$20 - Premium Network	Y	\$ -	\$ -	N/A
16322PA0040012	Platinum	Individual PPO	UPMC Advantage Platinum \$250/\$20 - Premium Network	Y	\$ -	\$ -	N/A
16322PA0040024	Bronze	Individual PPO	UPMC Advantage Bronze \$6,950/\$35 - Premium Network	Y	\$ -	\$ -	N/A
16322PA0040025	Silver	Individual PPO	UPMC Advantage Silver HSA \$2,700/20% - Premium Network	N	\$ -	\$ -	N/A
16322PA0040026	Catastrophic	Individual PPO	UPMC Advantage Catastrophic \$7,350/\$0 - Premium Network	Y	\$ -	\$ -	N/A
16322PA0040027	Silver	Individual PPO	UPMC Advantage Silver \$3,500/\$30 - Premium Network	Y	\$ -	\$ -	N/A
16322PA0040028	Gold	Individual PPO	UPMC Advantage Gold \$1,400/\$20 - Premium Network	Y	\$ -	\$ -	N/A
16322PA0040029	Bronze	Individual PPO	UPMC Advantage Inside Advantage for Individuals Bronze \$6,950/\$35 - Premium Network	Y	\$ -	\$ -	N/A
16322PA0040030	Silver	Individual PPO	UPMC Advantage Inside Advantage for Individuals Silver HSA \$2,700/20% - Premium Network	Y	\$ -	\$ -	N/A
16322PA0040031	Silver	Individual PPO	UPMC Advantage Inside Advantage for Individuals Silver \$1,750/\$50 - Premium Network	Y	\$ -	\$ -	N/A
16322PA0040032	Silver	Individual PPO	UPMC Advantage Inside Advantage for Individuals Silver \$3,500/\$25 - Premium Network	Y	\$ -	\$ -	N/A
16322PA0040033	Silver	Individual PPO	UPMC Advantage Inside Advantage for Individuals Silver \$0/\$50 - Premium Network	Y	\$ -	\$ -	N/A
16322PA0040034	Gold	Individual PPO	UPMC Advantage Inside Advantage for Individuals Gold \$800/\$20 - Premium Network	Y	\$ -	\$ -	N/A
16322PA0040035	Platinum	Individual PPO	UPMC Advantage Inside Advantage for Individuals Platinum \$250/\$20 - Premium Network	Y	\$ -	\$ -	N/A
16322PA0040036	Catastrophic	Individual PPO	UPMC Advantage Catastrophic \$7,350/\$0 - Premium Network	Y	\$ -	\$ -	N/A
16322PA0040037	Silver	Individual PPO	UPMC Advantage Silver \$1,800/\$50 - Premium Network	N	\$ -	\$ -	N/A
16322PA0040038	Silver	Individual PPO	UPMC Advantage Inside Advantage for Individuals Silver \$1,800/\$50 - Premium Network	N	\$ -	\$ -	N/A
16322PA0040039	Bronze	Individual PPO	UPMC Advantage Bronze \$6,950/\$35 - Premium Network	Y	\$ -	\$360.12	N/A
16322PA0040040	Silver	Individual PPO	UPMC Advantage Silver \$3,500/\$25 - Premium Network	Y	\$ -	\$468.87	N/A
16322PA0040041	Silver	Individual PPO	UPMC Advantage Silver \$2,000/\$60 - Premium Network	N	\$ -	\$386.29	N/A
16322PA0040042	Gold	Individual PPO	UPMC Advantage Gold \$800/\$20 - Premium Network	Y	\$ -	\$504.26	N/A
16322PA0040043	Bronze	Individual PPO	UPMC Advantage Bronze \$6,950/\$35 - Premium Network	Y	\$ -	\$360.12	N/A
16322PA0040044	Silver	Individual PPO	UPMC Advantage Silver \$3,500/\$25 - Premium Network	Y	\$ -	\$468.87	N/A
16322PA0040045	Silver	Individual PPO	UPMC Advantage Silver \$2,000/\$60 - Premium Network	N	\$ -	\$386.29	N/A
16322PA0040046	Gold	Individual PPO	UPMC Advantage Gold \$800/\$20 - Premium Network	Y	\$ -	\$504.26	N/A
16322PA0050029	Silver	Individual EPO	UPMC Advantage Silver \$0/\$50 - Select Network	Y	\$ -	\$ -	N/A
16322PA0050030	Silver	Individual EPO	UPMC Advantage Silver \$1,750/\$50 - Select Network	Y	\$ -	\$ -	N/A
16322PA0050031	Silver	Individual EPO	UPMC Advantage Silver \$3,500/\$25 - Select Network	Y	\$ -	\$ -	N/A
16322PA0050033	Gold	Individual EPO	UPMC Advantage Gold \$800/\$20 - Select Network	Y	\$ -	\$ -	N/A
16322PA0050035	Platinum	Individual EPO	UPMC Advantage Platinum \$250/\$20 - Select Network	Y	\$ -	\$ -	N/A
16322PA0050100	Bronze	Individual EPO	UPMC Advantage Bronze \$6,950/\$35 - Partner Network	Y	\$ -	\$ -	N/A
16322PA0050101	Bronze	Individual EPO	UPMC Advantage Bronze \$6,950/\$35 - Select Network	Y	\$ -	\$ -	N/A
16322PA0050102	Silver	Individual EPO	UPMC Advantage Silver \$0/\$50 - Partner Network	Y	\$ -	\$ -	N/A
16322PA0050103	Silver	Individual EPO	UPMC Advantage Silver \$1,750/\$50 - Partner Network	Y	\$ -	\$ -	N/A
16322PA0050104	Silver	Individual EPO	UPMC Advantage Silver \$3,500/\$25 - Partner Network	Y	\$ -	\$ -	N/A
16322PA0050105	Silver	Individual EPO	UPMC Advantage Silver HSA \$2,700/20% - Partner Network	N	\$ -	\$ -	N/A
16322PA0050106	Gold	Individual EPO	UPMC Advantage Gold \$800/\$20 - Partner Network	Y	\$ -	\$ -	N/A
16322PA0050107	Platinum	Individual EPO	UPMC Advantage Platinum \$250/\$20 - Partner Network	Y	\$ -	\$ -	N/A
16322PA0050108	Silver	Individual EPO	UPMC Advantage Silver HSA \$2,700/20% - Select Network	N	\$ -	\$ -	N/A
16322PA0050111	Catastrophic	Individual EPO	UPMC Advantage Catastrophic \$7,350/\$0 - Partner Network	Y	\$ -	\$ -	N/A
16322PA0050112	Catastrophic	Individual EPO	UPMC Advantage Catastrophic \$7,350/\$0 - Select Network	Y	\$ -	\$ -	N/A
16322PA0050113	Silver	Individual EPO	UPMC Advantage Silver \$3,500/\$30 - Select Network	Y	\$ -	\$ -	N/A
16322PA0050114	Silver	Individual EPO	UPMC Advantage Silver \$3,500/\$30 - Partner Network	Y	\$ -	\$ -	N/A
16322PA0050115	Gold	Individual EPO	UPMC Advantage Gold \$1,400/\$20 - Select Network	Y	\$ -	\$ -	N/A
16322PA0050116	Gold	Individual EPO	UPMC Advantage Gold \$1,400/\$20 - Partner Network	Y	\$ -	\$ -	N/A
16322PA0050117	Silver	Individual EPO	Tower UPMC Advantage Silver \$3,500/\$25 - Tower Network	Y	\$471.80	\$434.57	-7.9%
16322PA0050118	Gold	Individual EPO	Tower UPMC Advantage Gold \$800/\$20 - Tower Network	Y	\$454.31	\$468.56	3.1%
16322PA0050119	Bronze	Individual EPO	Tower UPMC Advantage Bronze \$6,950/\$35 - Tower Network	Y	\$328.10	\$337.60	2.9%
16322PA0050120	Silver	Individual EPO	UPMC Advantage Silver \$1,800/\$50 - Select Network	N	\$ -	\$ -	N/A
16322PA0050121	Silver	Individual EPO	UPMC Advantage Silver \$1,800/\$50 - Partner Network	N	\$ -	\$ -	N/A
16322PA0050123	Silver	Individual EPO	UPMC Advantage Silver \$2,000/\$60 - Tower Network	N	\$ -	\$359.40	N/A

Geographic Area 9					2018	2019	2019
Plan ID	Metal Level	Product Name	Plan Name	Exchange Plan (Y/N)	Age 21, NT Prem	Age 21, NT Prem	% Change
16322PA0040006	Silver	Individual PPO	UPMC Advantage Silver \$0/\$50 - Premium Network	Y	\$ -	\$ -	N/A
16322PA0040007	Silver	Individual PPO	UPMC Advantage Silver \$1,750/\$50 - Premium Network	Y	\$ -	\$ -	N/A
16322PA0040008	Silver	Individual PPO	UPMC Advantage Silver \$3,500/\$25 - Premium Network	Y	\$ -	\$ -	N/A
16322PA0040010	Gold	Individual PPO	UPMC Advantage Gold \$800/\$20 - Premium Network	Y	\$ -	\$ -	N/A
16322PA0040012	Platinum	Individual PPO	UPMC Advantage Platinum \$250/\$20 - Premium Network	Y	\$ -	\$ -	N/A
16322PA0040024	Bronze	Individual PPO	UPMC Advantage Bronze \$6,950/\$35 - Premium Network	Y	\$ -	\$ -	N/A
16322PA0040025	Silver	Individual PPO	UPMC Advantage Silver HSA \$2,700/20% - Premium Network	N	\$ -	\$ -	N/A
16322PA0040026	Catastrophic	Individual PPO	UPMC Advantage Catastrophic \$7,350/\$0 - Premium Network	Y	\$ -	\$ -	N/A
16322PA0040027	Silver	Individual PPO	UPMC Advantage Silver \$3,500/\$30 - Premium Network	Y	\$ -	\$ -	N/A
16322PA0040028	Gold	Individual PPO	UPMC Advantage Gold \$1,400/\$20 - Premium Network	Y	\$ -	\$ -	N/A
16322PA0040029	Bronze	Individual PPO	UPMC Advantage Inside Advantage for Individuals Bronze \$6,950/\$35 - Premium Network	Y	\$ -	\$ -	N/A
16322PA0040030	Silver	Individual PPO	UPMC Advantage Inside Advantage for Individuals Silver HSA \$2,700/20% - Premium Network	Y	\$ -	\$ -	N/A
16322PA0040031	Silver	Individual PPO	UPMC Advantage Inside Advantage for Individuals Silver \$1,750/\$50 - Premium Network	Y	\$ -	\$ -	N/A
16322PA0040032	Silver	Individual PPO	UPMC Advantage Inside Advantage for Individuals Silver \$3,500/\$25 - Premium Network	Y	\$ -	\$ -	N/A
16322PA0040033	Silver	Individual PPO	UPMC Advantage Inside Advantage for Individuals Silver \$0/\$50 - Premium Network	Y	\$ -	\$ -	N/A
16322PA0040034	Gold	Individual PPO	UPMC Advantage Inside Advantage for Individuals Gold \$800/\$20 - Premium Network	Y	\$ -	\$ -	N/A
16322PA0040035	Platinum	Individual PPO	UPMC Advantage Inside Advantage for Individuals Platinum \$250/\$20 - Premium Network	Y	\$ -	\$ -	N/A
16322PA0040036	Catastrophic	Individual PPO	UPMC Advantage Catastrophic \$7,350/\$0 - Premium Network	Y	\$ -	\$ -	N/A
16322PA0040037	Silver	Individual PPO	UPMC Advantage Silver \$1,800/\$50 - Premium Network	N	\$ -	\$ -	N/A
16322PA0040038	Silver	Individual PPO	UPMC Advantage Inside Advantage for Individuals Silver \$1,800/\$50 - Premium Network	N	\$ -	\$ -	N/A
16322PA0040039	Bronze	Individual PPO	UPMC Advantage Bronze \$6,950/\$35 - Premium Network	Y	\$ -	\$315.33	N/A
16322PA0040040	Silver	Individual PPO	UPMC Advantage Silver \$3,500/\$25 - Premium Network	Y	\$ -	\$410.55	N/A
16322PA0040041	Silver	Individual PPO	UPMC Advantage Silver \$2,000/\$60 - Premium Network	N	\$ -	\$338.24	N/A
16322PA0040042	Gold	Individual PPO	UPMC Advantage Gold \$800/\$20 - Premium Network	Y	\$ -	\$441.54	N/A
16322PA0040043	Bronze	Individual PPO	UPMC Advantage Bronze \$6,950/\$35 - Premium Network	Y	\$ -	\$ -	N/A
16322PA0040044	Silver	Individual PPO	UPMC Advantage Silver \$3,500/\$25 - Premium Network	Y	\$ -	\$ -	N/A
16322PA0040045	Silver	Individual PPO	UPMC Advantage Silver \$2,000/\$60 - Premium Network	N	\$ -	\$ -	N/A
16322PA0040046	Gold	Individual PPO	UPMC Advantage Gold \$800/\$20 - Premium Network	Y	\$ -	\$ -	N/A
16322PA0050029	Silver	Individual EPO	UPMC Advantage Silver \$0/\$50 - Select Network	Y	\$ -	\$ -	N/A
16322PA0050030	Silver	Individual EPO	UPMC Advantage Silver \$1,750/\$50 - Select Network	Y	\$ -	\$ -	N/A
16322PA0050031	Silver	Individual EPO	UPMC Advantage Silver \$3,500/\$25 - Select Network	Y	\$ -	\$ -	N/A
16322PA0050033	Gold	Individual EPO	UPMC Advantage Gold \$800/\$20 - Select Network	Y	\$ -	\$ -	N/A
16322PA0050035	Platinum	Individual EPO	UPMC Advantage Platinum \$250/\$20 - Select Network	Y	\$ -	\$ -	N/A
16322PA0050100	Bronze	Individual EPO	UPMC Advantage Bronze \$6,950/\$35 - Partner Network	Y	\$ -	\$ -	N/A
16322PA0050101	Bronze	Individual EPO	UPMC Advantage Bronze \$6,950/\$35 - Select Network	Y	\$ -	\$ -	N/A
16322PA0050102	Silver	Individual EPO	UPMC Advantage Silver \$0/\$50 - Partner Network	Y	\$ -	\$ -	N/A
16322PA0050103	Silver	Individual EPO	UPMC Advantage Silver \$1,750/\$50 - Partner Network	Y	\$ -	\$ -	N/A
16322PA0050104	Silver	Individual EPO	UPMC Advantage Silver \$3,500/\$25 - Partner Network	Y	\$ -	\$ -	N/A
16322PA0050105	Silver	Individual EPO	UPMC Advantage Silver HSA \$2,700/20% - Partner Network	N	\$ -	\$ -	N/A
16322PA0050106	Gold	Individual EPO	UPMC Advantage Gold \$800/\$20 - Partner Network	Y	\$ -	\$ -	N/A
16322PA0050107	Platinum	Individual EPO	UPMC Advantage Platinum \$250/\$20 - Partner Network	Y	\$ -	\$ -	N/A
16322PA0050108	Silver	Individual EPO	UPMC Advantage Silver HSA \$2,700/20% - Select Network	N	\$ -	\$ -	N/A
16322PA0050111	Catastrophic	Individual EPO	UPMC Advantage Catastrophic \$7,350/\$0 - Partner Network	Y	\$ -	\$ -	N/A
16322PA0050112	Catastrophic	Individual EPO	UPMC Advantage Catastrophic \$7,350/\$0 - Select Network	Y	\$ -	\$ -	N/A
16322PA0050113	Silver	Individual EPO	UPMC Advantage Silver \$3,500/\$30 - Select Network	Y	\$ -	\$ -	N/A
16322PA0050114	Silver	Individual EPO	UPMC Advantage Silver \$3,500/\$30 - Partner Network	Y	\$ -	\$ -	N/A
16322PA0050115	Gold	Individual EPO	UPMC Advantage Gold \$1,400/\$20 - Select Network	Y	\$ -	\$ -	N/A
16322PA0050116	Gold	Individual EPO	UPMC Advantage Gold \$1,400/\$20 - Partner Network	Y	\$ -	\$ -	N/A
16322PA0050117	Silver	Individual EPO	Tower UPMC Advantage Silver \$3,500/\$25 - Tower Network	Y	\$ -	\$ -	N/A
16322PA0050118	Gold	Individual EPO	Tower UPMC Advantage Gold \$800/\$20 - Tower Network	Y	\$ -	\$ -	N/A
16322PA0050119	Bronze	Individual EPO	Tower UPMC Advantage Bronze \$6,950/\$35 - Tower Network	Y	\$ -	\$ -	N/A
16322PA0050120	Silver	Individual EPO	UPMC Advantage Silver \$1,800/\$50 - Select Network	N	\$ -	\$ -	N/A
16322PA0050121	Silver	Individual EPO	UPMC Advantage Silver \$1,800/\$50 - Partner Network	N	\$ -	\$ -	N/A
16322PA0050123	Silver	Individual EPO	UPMC Advantage Silver \$2,000/\$60 - Tower Network	N	\$ -	\$ -	N/A

Exhibit 8: Proportion of Plan Adjusted Index Rates and AV Pricing Values

Plan ID	Metal Level	AV Pricing Value	Non-calibrated Plan Adjusted Index Rate	Ratio of AV Pricing Value to Plan ID Above	Ratio of PAIR to Plan ID Above
16322PA0040006	Silver	1.101	\$ 682.81		
16322PA0040007	Silver	1.069	\$ 663.14	0.971	0.971
16322PA0040008	Silver	1.091	\$ 676.37	1.020	1.020
16322PA0040010	Gold	1.160	\$ 719.33	1.064	1.064
16322PA0040012	Platinum	2.033	\$ 1,260.70	1.753	1.753
16322PA0040024	Bronze	0.838	\$ 519.50	0.412	0.412
16322PA0040025	Silver	0.909	\$ 563.40	1.084	1.084
16322PA0040026	Catastrophic	0.795	\$ 493.12	0.875	0.875
16322PA0040037	Silver	0.899	\$ 557.24	1.130	1.130
16322PA0040039	Bronze	0.838	\$ 519.50	0.932	0.932
16322PA0040040	Silver	1.091	\$ 676.37	1.302	1.302
16322PA0040041	Silver	0.899	\$ 557.24	0.824	0.824
16322PA0040042	Gold	1.173	\$ 727.42	1.305	1.305
16322PA0040043	Bronze	0.838	\$ 519.50	0.714	0.714
16322PA0040044	Silver	1.091	\$ 676.37	1.302	1.302
16322PA0040045	Silver	0.899	\$ 557.24	0.824	0.824
16322PA0040046	Gold	1.173	\$ 727.42	1.305	1.305
16322PA0050029	Silver	0.877	\$ 544.03	0.748	0.748
16322PA0050030	Silver	0.878	\$ 544.35	1.001	1.001
16322PA0050031	Silver	0.863	\$ 535.40	0.984	0.984
16322PA0050033	Gold	0.931	\$ 577.28	1.061	1.061
16322PA0050035	Platinum	1.635	\$ 1,013.79	1.756	1.756
16322PA0050100	Bronze	0.635	\$ 393.72	0.388	0.388
16322PA0050101	Bronze	0.671	\$ 415.93	1.056	1.056
16322PA0050102	Silver	0.831	\$ 514.98	1.238	1.238
16322PA0050103	Silver	0.831	\$ 515.28	1.001	1.001
16322PA0050104	Silver	0.817	\$ 506.81	0.984	0.984
16322PA0050105	Silver	0.690	\$ 428.09	0.845	0.845
16322PA0050106	Gold	0.881	\$ 546.45	1.276	1.276
16322PA0050107	Platinum	1.548	\$ 959.65	1.756	1.756
16322PA0050108	Silver	0.729	\$ 452.24	0.471	0.471
16322PA0050111	Catastrophic	0.602	\$ 373.44	0.826	0.826
16322PA0050112	Catastrophic	0.636	\$ 394.50	1.056	1.056
16322PA0050117	Silver	1.011	\$ 626.90	1.589	1.589
16322PA0050118	Gold	1.090	\$ 675.93	1.078	1.078
16322PA0050119	Bronze	0.785	\$ 487.01	0.721	0.721
16322PA0050120	Silver	0.714	\$ 442.79	0.909	0.909
16322PA0050121	Silver	0.676	\$ 419.15	0.947	0.947
16322PA0050123	Silver	0.836	\$ 518.46	1.237	1.237

Exhibit 9a: Development of Projected Enrollment by Network and Metal Level

Network	Region	Metal Level	Feb 2018 Member Months	Current % of Enrollment	Projected Covered Lives by Network for 2019	Projected Member Months by Network for 2019	Projected % of Enrollment	Current % of Enrollment	Adjustment Factor	Projected Portion of Enrollment this Network & Metal Level Combo	Projected Enrollment
Premium Network	West	Silver	23,652	16.6%	48,729	584,748	28.9%	34.1%	0.846	14.01%	283,824
Premium Network	West	Gold	18,822	13.2%	48,729	584,748	28.9%	34.1%	0.846	11.15%	225,864
Premium Network	West	Platinum	395	0.3%	48,729	584,748	28.9%	34.1%	0.846	0.23%	4,740
Premium Network	West	Bronze	5,677	4.0%	48,729	584,748	28.9%	34.1%	0.846	3.36%	68,124
Premium Network	West	Catastrophic	183	0.1%	48,729	584,748	28.9%	34.1%	0.846	0.11%	2,196
Premium Network	East	Bronze	0	0.0%	22,150	265,800	13.1%	0.0%	N/A	1.84%	37,196
Premium Network	East	Silver	0	0.0%	22,150	265,800	13.1%	0.0%	N/A	6.60%	133,663
Premium Network	East	Gold	0	0.0%	22,150	265,800	13.1%	0.0%	N/A	4.69%	94,941
Select Network	West	Silver	19,748	13.8%	37,925	455,100	22.5%	26.6%	0.846	11.70%	236,976
Select Network	West	Gold	12,921	9.0%	37,925	455,100	22.5%	26.6%	0.846	7.65%	155,052
Select Network	West	Platinum	139	0.1%	37,925	455,100	22.5%	26.6%	0.846	0.08%	1,668
Partner Network	Suq West	Bronze	7,987	5.6%	52,491	629,892	31.1%	36.8%	0.846	4.73%	95,844
Select Network	West	Bronze	4,884	3.4%	37,925	455,100	22.5%	26.6%	0.846	2.89%	58,608
Partner Network	Suq West	Silver	26,922	18.9%	52,491	629,892	31.1%	36.8%	0.846	15.95%	323,064
Partner Network	Suq West	Gold	16,941	11.9%	52,491	629,892	31.1%	36.8%	0.846	10.04%	203,292
Partner Network	Suq West	Platinum	150	0.1%	52,491	629,892	31.1%	36.8%	0.846	0.09%	1,800
Partner Network	Suq West	Catastrophic	491	0.3%	52,491	629,892	31.1%	36.8%	0.846	0.29%	5,892
Select Network	West	Catastrophic	233	0.2%	37,925	455,100	22.5%	26.6%	0.846	0.14%	2,796
Tower Network	East	Silver	1,491	1.0%	7,506	90,072	4.4%	2.6%	1.735	1.81%	36,683
Tower Network	East	Gold	1,641	1.1%	7,506	90,072	4.4%	2.6%	1.735	1.99%	40,374
Tower Network	East	Bronze	529	0.4%	7,506	90,072	4.4%	2.6%	1.735	0.64%	13,015
Total			142,806	100.0%	168,801	2,025,612	100.0%	100.0%		100.0%	2,025,612

Exhibit 6b: Development of Projected Enrollment by Plan and Subsidy Level

Total: **2,025,614**

2019 Individual Health Options SCID	Network	Region	Metal Level	Feb 2018 Members	2019 SCIDs in this Grouping	2019 SCIDs in this Grouping w/ 2017 Experience	Projected Member Months
16322PA0040006	Premium Network	West	Silver	2,152	5	5	30,397
16322PA0040007	Premium Network	West	Silver	1,729	5	5	24,422
16322PA0040008	Premium Network	West	Silver	7,502	5	5	105,964
16322PA0040010	Premium Network	West	Gold	17,490	1	1	225,864
16322PA0040012	Premium Network	West	Platinum	391	1	1	4,740
16322PA0040024	Premium Network	West	Bronze	5,412	1	1	68,124
16322PA0040025	Premium Network	West	Silver	300	5	5	4,237
16322PA0040026	Premium Network	West	Catastrophic	183	1	1	2,196
16322PA0040037	Premium Network	West	Silver	8,411	5	5	118,804
16322PA0040039	Premium Network	East	Bronze	-	2	-	18,598
16322PA0040040	Premium Network	East	Silver	-	4	-	33,416
16322PA0040041	Premium Network	East	Silver	-	4	-	33,416
16322PA0040042	Premium Network	East	Gold	-	2	-	47,471
16322PA0040043	Premium Network	East	Bronze	-	2	-	18,598
16322PA0040044	Premium Network	East	Silver	-	4	-	33,416
16322PA0040045	Premium Network	East	Silver	-	4	-	33,416
16322PA0040046	Premium Network	East	Gold	-	2	-	47,471
16322PA0050029	Select Network	West	Silver	2,049	5	5	27,601
16322PA0050030	Select Network	West	Silver	1,400	5	5	18,859
16322PA0050031	Select Network	West	Silver	5,878	5	5	79,181
16322PA0050033	Select Network	West	Gold	12,220	1	1	155,052
16322PA0050035	Select Network	West	Platinum	139	1	1	1,668
16322PA0050100	Partner Network	Suq West	Bronze	7,987	1	1	95,844
16322PA0050101	Select Network	West	Bronze	4,884	1	1	58,608
16322PA0050102	Partner Network	Suq West	Silver	3,545	5	5	43,691
16322PA0050103	Partner Network	Suq West	Silver	2,444	5	5	30,121
16322PA0050104	Partner Network	Suq West	Silver	10,698	5	5	131,848
16322PA0050105	Partner Network	Suq West	Silver	331	5	5	4,079
16322PA0050106	Partner Network	Suq West	Gold	15,757	1	1	203,292
16322PA0050107	Partner Network	Suq West	Platinum	150	1	1	1,800
16322PA0050108	Select Network	West	Silver	216	5	5	2,910
16322PA0050111	Partner Network	Suq West	Catastrophic	491	1	1	5,892
16322PA0050112	Select Network	West	Catastrophic	233	1	1	2,796
16322PA0050117	Tower Network	East	Silver	1,387	2	1	18,342
16322PA0050118	Tower Network	East	Gold	1,642	1	1	40,374
16322PA0050119	Tower Network	East	Bronze	529	1	1	13,015
16322PA0050120	Select Network	West	Silver	8,049	5	5	108,425
16322PA0050121	Partner Network	Suq West	Silver	9,195	5	5	113,324
16322PA0050123	Tower Network	East	Silver	-	2	1	18,342
Terminated Plans				10,012			

Silver Plan?	2019 Standard Cost Share Enrollment	Limited Cost Share Reduction Enrollment	Zero Cost Share Reduction Enrollment	94 Percent Cost Reduction Enrollment	87 Percent Cost Reduction Enrollment	73 Percent Cost Reduction Enrollment
Y	15,806	1	2	3,901	7,024	3,663
Y	12,699	1	2	3,134	5,643	2,943
Y	55,100	3	8	13,599	24,485	12,769
N	225,845	19	0	0	0	0
N	4,740	0	0	0	0	0
N	67,993	5	126	0	0	0
Y	2,203	0	0	544	979	511
N	2,196	0	0	0	0	0
Y	61,777	3	9	15,247	27,452	14,316
N	18,563	1	34	0	0	0
Y	17,376	1	2	4,288	7,722	4,027
Y	17,376	1	2	4,288	7,722	4,027
N	47,467	4	0	0	0	0
N	18,563	1	34	0	0	0
Y	17,376	1	2	4,288	7,722	4,027
Y	17,376	1	2	4,288	7,722	4,027
N	47,467	4	0	0	0	0
Y	14,352	1	2	3,542	6,378	3,326
Y	9,807	0	1	2,420	4,358	2,273
Y	41,173	2	6	10,162	18,297	9,541
N	155,039	13	0	0	0	0
N	1,668	0	0	0	0	0
N	95,660	7	177	0	0	0
N	58,496	4	108	0	0	0
Y	22,719	1	3	5,607	10,096	5,265
Y	15,662	1	2	3,866	6,960	3,630
Y	68,559	3	10	16,921	30,467	15,888
Y	2,121	0	0	523	943	492
N	203,275	17	0	0	0	0
N	1,800	0	0	0	0	0
Y	1,514	0	0	373	672	351
N	5,892	0	0	0	0	0
N	2,796	0	0	0	0	0
Y	9,539	0	1	2,354	4,238	2,210
N	40,371	3	0	0	0	0
N	12,990	1	24	0	0	0
Y	56,380	3	8	13,915	25,054	13,065
Y	58,927	3	8	14,544	26,186	13,656
Y	9,539	0	1	2,354	4,238	2,210

Exhibit 9c: Projected Enrollment by Rating Area

2019 Individual Health Options SCID	Rating Areas Covered	Total Projected Member Months	Projected Member Months for Rating Area 1	Projected Member Months for Rating Area 2	Projected Member Months for Rating Area 3	Projected Member Months for Rating Area 4	Projected Member Months for Rating Area 5	Projected Member Months for Rating Area 6	Projected Member Months for Rating Area 7	Projected Member Months for Rating Area 9
16322PA0040006	1, 2, 4, 5, 6	30,397	3,981	352	N/A	20,255	3,450	2,359	N/A	N/A
16322PA0040007	1, 2, 4, 5, 6	24,422	3,200	283	N/A	16,273	2,771	1,895	N/A	N/A
16322PA0040008	1, 2, 4, 5, 6	105,964	13,880	1,228	N/A	70,609	12,025	8,222	N/A	N/A
16322PA0040010	1, 2, 4, 5, 6	225,864	29,586	2,618	N/A	150,503	25,632	17,525	N/A	N/A
16322PA0040012	1, 2, 4, 5, 6	4,740	621	55	N/A	3,158	538	368	N/A	N/A
16322PA0040024	1, 2, 4, 5, 6	68,124	8,924	789	N/A	45,394	7,731	5,286	N/A	N/A
16322PA0040025	1, 2, 4, 5, 6	4,237	555	49	N/A	2,823	481	329	N/A	N/A
16322PA0040026	1, 2, 4, 5, 6	2,196	288	25	N/A	1,463	249	171	N/A	N/A
16322PA0040037	1, 2, 4, 5, 6	118,804	15,563	1,377	N/A	79,164	13,482	9,218	N/A	N/A
16322PA0040039	3, 6, 7, 9	18,598	N/A	N/A	2,803	N/A	N/A	5,941	6,761	3,093
16322PA0040040	3, 6, 7, 9	33,416	N/A	N/A	5,036	N/A	N/A	10,675	12,148	5,557
16322PA0040041	3, 6, 7, 9	33,416	N/A	N/A	5,036	N/A	N/A	10,675	12,148	5,557
16322PA0040042	3, 6, 7, 9	47,471	N/A	N/A	7,154	N/A	N/A	15,165	17,257	7,895
16322PA0040043	3, 6, 7	18,598	N/A	N/A	3,362	N/A	N/A	7,126	8,110	N/A
16322PA0040044	3, 6, 7	33,416	N/A	N/A	6,041	N/A	N/A	12,804	14,571	N/A
16322PA0040045	3, 6, 7	33,416	N/A	N/A	6,041	N/A	N/A	12,804	14,571	N/A
16322PA0040046	3, 6, 7	47,471	N/A	N/A	8,581	N/A	N/A	18,190	20,700	N/A
16322PA0050029	4	27,601	N/A	N/A	N/A	27,601	N/A	N/A	N/A	N/A
16322PA0050030	4	18,859	N/A	N/A	N/A	18,859	N/A	N/A	N/A	N/A
16322PA0050031	4	79,181	N/A	N/A	N/A	79,181	N/A	N/A	N/A	N/A
16322PA0050033	4	155,052	N/A	N/A	N/A	155,052	N/A	N/A	N/A	N/A
16322PA0050035	4	1,668	N/A	N/A	N/A	1,668	N/A	N/A	N/A	N/A
16322PA0050100	1, 3, 4, 5	95,844	13,252	N/A	3,703	67,409	11,480	N/A	N/A	N/A
16322PA0050101	4	58,608	N/A	N/A	N/A	58,608	N/A	N/A	N/A	N/A
16322PA0050102	1, 3, 4, 5	43,691	6,041	N/A	1,688	30,729	5,233	N/A	N/A	N/A
16322PA0050103	1, 3, 4, 5	30,121	4,165	N/A	1,164	21,184	3,608	N/A	N/A	N/A
16322PA0050104	1, 3, 4, 5	131,848	18,230	N/A	5,094	92,731	15,793	N/A	N/A	N/A
16322PA0050105	1, 3, 4, 5	4,079	564	N/A	158	2,868	489	N/A	N/A	N/A
16322PA0050106	1, 3, 4, 5	203,292	28,108	N/A	7,854	142,980	24,350	N/A	N/A	N/A
16322PA0050107	1, 3, 4, 5	1,800	249	N/A	70	1,265	216	N/A	N/A	N/A
16322PA0050108	4	2,910	N/A	N/A	N/A	2,910	N/A	N/A	N/A	N/A
16322PA0050111	1, 3, 4, 5	5,892	815	N/A	228	4,143	706	N/A	N/A	N/A
16322PA0050112	4	2,796	N/A	N/A	N/A	2,796	N/A	N/A	N/A	N/A
16322PA0050117	7	18,342	N/A	N/A	N/A	N/A	N/A	N/A	18,342	N/A
16322PA0050118	7	40,374	N/A	N/A	N/A	N/A	N/A	N/A	40,374	N/A
16322PA0050119	7	13,015	N/A	N/A	N/A	N/A	N/A	N/A	13,015	N/A
16322PA0050120	4	108,425	N/A	N/A	N/A	108,425	N/A	N/A	N/A	N/A
16322PA0050121	1, 3, 4, 5	113,324	15,669	N/A	4,378	79,703	13,574	N/A	N/A	N/A
16322PA0050123	7	18,342	N/A	N/A	N/A	N/A	N/A	N/A	18,342	N/A

Exhibit 10: Derivation of Annual Trend

Entire Fully Insured Block

Base Data

Inpatient Hospital

YEAR	ALLOWED AMT	ADMIT CNT	ENROLLMENT	Unit Cost	UTILIZATION PTPM
2016	\$211,225,400	15,964	3,135,102	\$13,231.36	61.1
2017	\$247,133,090	17,384	3,407,249	\$14,216.12	61.2

Outpatient Hospital

YEAR	ALLOWED AMT	SERVICE CNT	ENROLLMENT	Unit Cost	UTILIZATION PTPM
2016	\$397,104,676	991,599	3,135,102	\$400.47	3,795.5
2017	\$443,527,177	1,082,739	3,407,249	\$409.63	3,813.3

Professional

YEAR	ALLOWED AMT	SERVICE CNT	ENROLLMENT	Unit Cost	UTILIZATION ADMIT PTPM
2016	\$277,361,249	3,324,528	3,135,102	\$83.43	12,725.1
2017	\$303,594,056	3,581,067	3,407,249	\$84.78	12,612.2

Other Medical

YEAR	ALLOWED AMT	SERVICE CNT	ENROLLMENT	Unit Cost	UTILIZATION PTPM
2016	\$119,774,806	72,156	3,135,102	\$1,659.94	276.2
2017	\$149,327,660	83,603	3,407,249	\$1,786.15	294.4

Prescription Drugs

YEAR	ALLOWED AMT	Prescriptions	ENROLLMENT	Unit Cost	UTILIZATION PTPM
2016	\$289,944,004	2,755,880	3,135,102	\$105.21	10,548.5
2017	\$341,169,952	2,989,831	3,407,249	\$114.11	10,529.9

Trend Output to go into PID tables/URRT

Service Category	Weight	Cost	Utilization	Overall	Adj Cost	Adj Util	Overall
Inpatient Hospital	18.4%	7.44%	0.20%	7.65%	9.08%	0.24%	9.34%
Outpatient Hospital	28.1%	2.29%	0.47%	2.77%	2.79%	0.57%	3.38%
Professional	20.3%	1.62%	-0.89%	0.72%	1.97%	-1.08%	0.87%
Other Medical	11.0%	7.60%	6.61%	14.72%	9.27%	8.06%	18.08%
Prescription Drugs	22.3%	8.46%	-0.18%	8.27%	10.32%	-0.21%	10.08%

OVERALL TREND 5.88% OVERALL TREND 7.21%

FACTOR USED TO ADJUST COST/UTIL TRENDS 1.2197

Exhibit 11: Derivation of Projection Period MLR

Projected Paid Claims	Projected Net Amount of Risk Adjustment	Projected Quality Improvement Initiatives	Projected Taxes & Fees	Projected Premium	Loss Ratio
\$ 914,456,783.47	\$ (49,964,907.41)	\$ 27,852,192.50	\$ 6,829,902.95	\$ 1,148,123,320.38	86.9%

Exhibit 12: Terminated Plan Mapping

2018 Terminated SCID	2018 Plan Name	2019 Mapped SCID
16322PA0040027	UPMC Advantage Silver \$3,500/\$30 - Premium Network	16322PA0040008
16322PA0040028	UPMC Advantage Gold \$1,400/\$20 - Premium Network	16322PA0040010
16322PA0040029	UPMC Advantage Inside Advantage for Individuals Bronze \$6,950/\$35 - Premium Network	16322PA0040024
16322PA0040030	UPMC Advantage Inside Advantage for Individuals Silver HSA \$2,700/20% - Premium Network	16322PA0040007
16322PA0040031	UPMC Advantage Inside Advantage for Individuals Silver \$1,750/\$50 - Premium Network	16322PA0040007
16322PA0040032	UPMC Advantage Inside Advantage for Individuals Silver \$3,500/\$25 - Premium Network	16322PA0040008
16322PA0040033	UPMC Advantage Inside Advantage for Individuals Silver \$0/\$50 - Premium Network	16322PA0040006
16322PA0040034	UPMC Advantage Inside Advantage for Individuals Gold \$800/\$20 - Premium Network	16322PA0040010
16322PA0040035	UPMC Advantage Inside Advantage for Individuals Platinum \$250/\$20 - Premium Network	16322PA0040012
16322PA0040036	UPMC Advantage Catastrophic \$7,350/\$0 - Premium Network	16322PA0040026
16322PA0050113	UPMC Advantage Silver \$3,500/\$30 - Select Network	16322PA0050031
16322PA0050114	UPMC Advantage Silver \$3,500/\$30 - Partner Network	16322PA0050104
16322PA0050115	UPMC Advantage Gold \$1,400/\$20 - Select Network	16322PA0050033
16322PA0050116	UPMC Advantage Gold \$1,400/\$20 - Partner Network	16322PA0050106
16322PA0050122	Tower UPMC Advantage Silver \$3,550/\$25 – Tower Network	16322PA0050123
16322PA0040038	UPMC Advantage Inside Advantage for Individuals Silver \$1,800/\$50 - Premium Network	16322PA0040037

Question	Comment/Request	Response
1	Please explain the methodology used and show numerical support for the development of the adjustment factor equal to 1.09 which accounts for changes in network costs as explained in the Actuarial Memorandum Index Rate section. The Actuarial Memorandum references Exhibit 6 of the Supporting Exhibits, however this exhibit shows a factor of 1.07 not 1.09. Please address this discrepancy and update appropriate rate filing documents.	The change in network adjustment factor of 1.09 is actually the product of the geographic calibration factor (1.07) and an additional factor accounting for a change in provider fee schedules between the experience and projection periods (1.019). A line mentioning the latter of these was accidentally omitted from the actuarial memoranda and has since been added. The latter factor is used to account for an increase in provider fee schedules between the experience and projection periods. UPMC's Reimbursement department has estimated that costs will rise by approximately 1.9% as a result of this increase.
2	<p>This question is in reference to file: "UPMC Health Options, Inc. Individual Supporting Exhibits UPMC-131495924.xlsx", tab [Exhibit 10]. This shows the derivation of the annual trend which applies a "FACTOR USED TO ADJUST COST/UTIL TRENDS" equal to 1.2197.</p> <p>a. Please explain what this factor is adjusting for and how it was developed.</p> <p>b. Please provide a numerical development of the factor 1.2197.</p> <p>c. Please include the trends based on historical experience for each benefit category for years 2015, 2016, 2017, and 2018 (year to date). We realize 2018 trends will be partially based on estimated claim costs.</p>	<p>a. This factor is used to adjust observed trends based on historical data to the actual trend that is used in 2019 rate development.</p> <p>b. This factor has been developed to account for the effect of pent-up demand in recent years. Due to the elimination of pent-up demand in the Individual market, the observed trend calculated for this year's filing (5.71%) is significantly less than the prior filing's observed trend (8.33%). The 1.2197 factor counteracts this effect by bringing the implemented trend for this year's filing closer to the trend implemented in the prior filing (approximately 7%). Please note that the 1.2197 factor was developed from qualitative estimates rather than a specific numerical calculation.</p> <p>c. Data pertaining to historical trends is displayed on the "Exhibit 2C" tab of this file.</p>
3	Please provide the numerical development of the Exchange User Fee of \$11.81 PMPM as entered in Table 5. Be sure to show how this connects to the 2.2% member weighted average user fee as stated in the Actuarial Memorandum.	This value is calculated by multiplying the diluted Exchange User Fee (2.2%) by the projected required revenue PMPM from Table 5 (\$533.28).
4	The sum of the rate increase components shown in Table 8, line H does not approximate line A as indicated by the label. Please explain why this value is so different from the change in Calibrated Plan Adjusted Index Rate.	This disparity arises from various inconsistencies in Table 8. Network adjustments are accounted for twice and changes in the plan-level weighting from 2018 to 2019 are not accounted for. The filed 2018 allowed claims is being compared against the 2018 calibration plan adjusted index rate calculated as part of this year's filing. Since the latter of these is different from the corresponding value calculated in the prior year's filing due to changes in plan-level weighting, the values calculated in Table 8 will not line up properly. Also, for the 2018 filing, the value included in the "catastrophic eligibility" column in Table 10 was actually an adjustment factor accounting for the elimination of CSR. The latter of these factors has been accounted for in line G in Table 8 in the revised version of the PA Actuarial Memorandum Exhibits that has been re-uploaded in SERFF.
5	Please explain the methodology used and show numerical support for the network factors assumed in Exhibit 4.	These network factors were calculated to maintain the same spreads between networks as those implemented in 2018 while also ensuring normalization of the weighted average using projected enrollment.
6	Please explain the methodology used and show numerical support for the area factors assumed in Exhibit 6. In particular, please demonstrate how the proposed area factors for Rating Areas 6 and 9 are reasonable.	Please see the "Exhibit 6" tab of this file for a derivation of the proposed geographic factors for 2019. These factors are developed by first mapping each county to the hospital system most likely to be used by enrolled members. The price differentials relative to our 2017 service area for each of these hospital systems are then estimated using a variety of methods, such as fee schedules and claims data. Finally, projected enrollment for each county is used to blend these price differentials for each region as defined by the state.
7	Please explain the methodology used to develop the Plan Actuarial Values (Pricing AV's).	The Pricing AV for each plan was determined by the issuer's own pricing model based on 2017 claims experience from UPMC's fully-insured commercial block of business. This model calculates an AV for a given plan by first trending the allowed claims forward two years to the projection period, calculating paid amounts for each benefit category based on the benefit design of a given plan and projected allowed claims data, and taking the ratio of the total projected paid claims to projected allowed claims.

8	<p>The following questions are regarding the Administrative Expenses:</p> <p>a. Please provide actual historical Administrative Expenses (for each component in a similar format to Table 6 of the PA Actuarial Memorandum Exhibits) for historical years 2015, 2016, 2017, and 2018. We realize 2018 values will be partially based on estimated costs.</p> <p>b. The Quality Improvement Initiatives costs increased significantly from 2018 (0.38% of premium) to projected 2019 (2.58% of premium). Please provide a numerical development of the projected Quality Improvement Initiatives costs of 2.58% and support any assumptions.</p>	<p>a. Historical administrative expenses have been provided on the "Exhibit 8A" tab of this file.</p> <p>b. Please see the PDF named "Question 8b" for a detailed description of the projected 2019 Quality Improvement Initiatives costs. The numerical development of the 2.58% is shown on the "Exhibit 8B" tab of this file.</p>
9	<p>Please confirm whether changes in the statewide average premium between 2017 and 2019, as well as the 0.86 adjustment factor, were accounted for in the development of the Projected Risk Adjustment PMPM amount equal to \$24.65. If so, please demonstrate quantitatively how these adjustments were taken into account. If not, please describe why it is reasonable not to do so.</p>	<p>The Projected Risk Adjustment PMPM value of \$24.65 was set equal to the Experience Period Risk Adjustment PMPM, which was calculated based on the transfer payment estimate received from PID based on data from RATEE files accrued as of May 1, 2018. Since the estimate received from PID was labeled as an "estimated risk adjustment transfer amount," this value was assumed to account for all factors that contribute to a given transfer amount, and no additional adjustments were made to account for changes in statewide average premium or the 0.86 factor. Enrollment changes between the experience and projection periods are assumed to involve members of average risk. Thus, these membership fluctuations were estimated to have no impact on the transfer payment PMPM. No additional adjustment was made to account for the change in statewide average premium since we anticipate minimal change in the rates for 2019 as well as member buy-downs, which will lead to a negligible effect for this particular field.</p>
10	<p>It appears that the Benefit Richness factor for Catastrophic plans has increased significantly from 2018 (0.881 to 0.899) to 2019 such that the Benefit Richness factors for Catastrophic plans are now equal to those for Bronze plans (1.005). Please explain why this change was made and provide quantitative justification demonstrating that the change is an appropriate one.</p>	<p>For 2019, benefit richness factors were derived so that they vary by metal level. Since we do not give catastrophic plans any unique treatment and there is minimal enrollment in these particular plans, we set the benefit richness factor for 2019 catastrophic plans equal to the bronze factor, considering that catastrophic plans are most similar to bronze plans in terms of cost-sharing characteristics.</p>
11	<p>Each response to a Department data call must contain a cover letter that details the changes made to the PA Actuarial Memorandum Exhibits and the reasons why the changes were made, e.g., in response to Department question number 5.</p>	<p>This cover letter has been uploaded in the Supporting Documentation section in SERFF.</p>
12	<p>Please confirm that you have tested to ensure that the rates in Table 11 of the Actuarial Memorandum Exhibits, the PA Plan Design Summary and Rate Tables, the Federal Rates Template, and in the binder are identical.</p>	<p>We can confirm that the rates in Table 11 of the Actuarial Memorandum Exhibits, the PA Plan Design Summary and Rate Tables, the Federal Rates Template, and in the binder are identical.</p>
13	<p>In the PA Actuarial Memo on page 7 - after the discussion on the projected loss ratio, there is a discussion of the difference between the way that Table 3 uses weights versus how the URRT uses weights to determine trend. Please be aware that the Department has changed the way that Table 3 calculates aggregate trend to mimic the method used by the URRT.</p>	<p>This discussion has been removed from the actuarial memoranda.</p>
14	<p>Table 6 shows 0.63% for federal income tax. Please derive this factor and discuss if the change in federal tax law was considered.</p>	<p>This value was derived by multiplying the anticipated profit margin for 2019 (3.0%) by revised federal income tax rate (21%).</p>
15	<p>In the 2019 Guidance published on the Department's website, the Department required that all issuers file uniform factors for the Individual Adjustment of 1.06 and the CSR Defunding Adjustment of 1.28. In addition, the Department indicated that as the rate review process moves forward and federal healthcare reform efforts are clarified, the Department would consider issuer specific requests. We can now advise that the aforementioned factors of 1.06 for the Individual Adjustment and 1.28 for CSR Defunding Adjustment constitute ceilings. If your company desires lower adjustments than those stated in the Department's 2019 Guidance, you may provide updated materials (PA Actuarial Memorandum and Exhibits, Part III Actuarial Memorandum, Part I URRT and corresponding rate tables - State and Federal) and justification for the lower Adjustment factor(s) with your first round response due June 21, 2018. The Department will not consider adjustment factors greater than those stated in the 2019 Guidance.</p>	<p>The Individual adjustment will remain at 1.06. However, the CSR Defunding Adjustment will be lowered to 1.195. Please see the PDF named "Question 15" for a detailed discussion on this change in the CSR Defunding Adjustment.</p>

Exhibit 2c: Historical Data for Trend Development

***2018 data has been extrapolated to cover 12 months*

Service Category	Year	Member_Months	Allowed Amt	Service Cnt	Unit Cost	Utilization PTPM	Cost	Utilization	Overall
Inpatient Hospital	2015	3,144,583	\$ 217,496,691	16,417	\$ 13,248.26	62.65			
Inpatient Hospital	2016	3,135,102	\$ 211,225,400	15,964	\$ 13,231.36	61.10	-0.13%	-2.47%	-2.59%
Inpatient Hospital	2017	3,407,249	\$ 247,133,090	17,384	\$ 14,216.12	61.22	7.44%	0.20%	7.65%
Inpatient Hospital	2018	3,550,044	\$ 276,406,653	18,179	\$ 15,204.65	61.45	6.95%	0.37%	7.35%
Outpatient Hospital	2015	3,144,583	\$ 385,952,180	1,004,552	\$ 384.20	3833.46			
Outpatient Hospital	2016	3,135,102	\$ 397,104,676	991,599	\$ 400.47	3795.47	4.23%	-0.99%	3.20%
Outpatient Hospital	2017	3,407,249	\$ 443,527,177	1,082,739	\$ 409.63	3813.30	2.29%	0.47%	2.77%
Outpatient Hospital	2018	3,550,044	\$ 484,771,947	1,170,384	\$ 414.20	3956.18	1.11%	3.75%	4.90%
Professional	2015	3,144,583	\$ 278,513,267	3,330,918	\$ 83.61	12711.07			
Professional	2016	3,135,102	\$ 277,361,249	3,324,528	\$ 83.43	12725.05	-0.22%	0.11%	-0.11%
Professional	2017	3,407,249	\$ 303,594,056	3,581,067	\$ 84.78	12612.17	1.62%	-0.89%	0.72%
Professional	2018	3,550,044	\$ 316,272,354	3,729,530	\$ 84.80	12606.70	0.03%	-0.04%	-0.01%
Other Medical	2015	3,144,583	\$ 108,695,346	73,398	\$ 1,480.90	280.09			
Other Medical	2016	3,135,102	\$ 119,774,806	72,156	\$ 1,659.94	276.19	12.09%	-1.39%	10.53%
Other Medical	2017	3,407,249	\$ 149,327,660	83,603	\$ 1,786.15	294.44	7.60%	6.61%	14.72%
Other Medical	2018	3,550,044	\$ 163,525,713	86,515	\$ 1,890.15	292.44	5.82%	-0.68%	5.10%
Prescription Drugs	2015	3,144,583	\$ 264,864,699	2,772,618	\$ 95.53	10580.55			
Prescription Drugs	2016	3,135,102	\$ 289,944,004	2,755,880	\$ 105.21	10548.48	10.13%	-0.30%	9.80%
Prescription Drugs	2017	3,407,249	\$ 341,169,952	2,989,831	\$ 114.11	10529.89	8.46%	-0.18%	8.27%
Prescription Drugs	2018	3,550,044	\$ 364,151,900	3,043,668	\$ 119.64	10288.33	4.85%	-2.29%	2.44%

Exhibit 6: Derivation of Geographic Factors

County	Region	Estimated Price Differential	Rating Area	Projected Added Enrollment
Luzerne	CHS	1.1200	3	113
Lackawanna	CHS	1.1200	3	83
Wyoming	CHS	1.1200	3	25
Bradford	Suquehanna	1.2600	3	118
Clinton	Suquehanna	1.2600	3	10
Sullivan	Suquehanna	1.2600	3	3
Tioga	Suquehanna	1.2600	3	480
Lycoming	Suquehanna	1.2600	3	840
Carbon	Tower	1.3600	3	281
Northumberland	Suquehanna	1.2600	6	183
Columbia	CHS	1.1200	6	76
Snyder	CHS	1.1200	6	19
Union	Suquehanna	1.2600	6	207
Lehigh	Tower	1.3600	6	3,516
Northampton	Tower	1.3600	6	3,075
Schuylkill	Tower	1.3600	6	899
Centre	Centre	1.3200	6	3,300
Lancaster	Tower	1.3600	7	4,680
York	Tower	1.3600	7	478
Adams	Tower	1.3600	7	124
Berks*	Tower	1.3600	7	3,595
Cumberland	Pinnacle	1.1525	9	2,683
Dauphin	Pinnacle	1.1525	9	2,517
Lebanon	Tower	1.3600	9	206
Perry	Pinnacle	1.1525	9	446

Rating Area	Geographic Factor
3	1.259
6	1.343
7	1.360
9	1.160

Exhibit 8a: Historical Administrative Expenses

**note that values in the 2018 & 2019 rows are PROJECTED values

Year	Actual General and Claims	Actual Agent/Broker Fees and Commissions	Actual Quality Improvement Initiatives	Member Months
2015	\$11,301,116	\$4,443,510	\$1,207,888	629,443
2016	\$43,653,346	\$15,250,542	\$2,687,255	1,322,679
2017	\$57,004,839	\$8,674,446	\$4,675,338	1,643,818
2018	\$59,140,723	\$8,999,464	\$27,852,193	1,619,132
2019	\$92,178,535	\$3,748,004	\$27,852,193	2,025,614

Exhibit 8b: Development of 2019 QI Estimate

Category	% of Total	Dollars
Comprehensive Data Assembly and Information Sharing	20%	\$5,570,537
Clinical Case Management	60%	\$20,889,515
Access	20%	\$1,392,634
Total	100%	\$27,852,686

Projected Member Months for Individual Market	Projected Total QI PMPM	Projected Required Revenue PMPM	Projected Quality Improvement Initiatives in Table 6
2,025,650	\$13.75	\$ 533.29	2.58%

Question 8b

Incentive Program Overview

UPMC Health Plan, in collaboration with its participating provider network, has spearheaded multifaceted efforts to maintain premium costs and improve quality for consumers in western Pennsylvania and throughout the Commonwealth. These efforts have included innovative value-based payment arrangements, shared saving and quality initiatives. The Individual ACA Market has presented unique challenges for UPMC Health Plan including, among other things, the pent-up demand of unmet medical needs and lack of familiarity with the appropriate use of insurance by ACA-enrollees, as well as the Health Plan's lack of visibility into the acuity of these enrollees' medical conditions.

Until now, due to significant premium compression and our previously stated position to the Department to pursue a glidepath approach to rate increases, UPMC Health Plan has been limited in its ability to adequately reward network providers for the critical roles they have played in controlling the level and growth of our Individual market premium costs. In 2019, with increased market stabilization and the potential for a modest margin on ACA products, the Health Plan is now able to reasonably project its ability to provide shared-savings and quality payments to network providers and to fully implement other value-based payment methodologies. The Health Plan's value-based, quality program is specifically designed to reward participating providers for achieving specific comprehensive data-assembly and information-sharing, clinical and increased access goals.

Participating Providers

Network hospitals and providers that maintain participation in UPMC Health Plan ACA products for all of 2019 and meet certain quality targets are eligible for the shared-savings and quality bonus payments.

Program Description

Program measures fall into three categories:

Comprehensive Data Assembly and Information Sharing:

Participating providers will assemble, organize and provide to UPMC Health Plan a robust and comprehensive dataset containing all available clinical information regarding new ACA-enrollees. By implementing and administering this comprehensive data-assembly and -sharing, providers can earn up to 20% of the available bonus payment.

Clinical Case Management

The clinical information provided via the data abstract will be analyzed and stratified. The members identified as high risk will be assigned a case manager who is responsible for outreach, completion of a Health Risk Assessment (HRA) and determination of a PCP. Readmission rates will be monitored with the expectation that those rates, in aggregate, will be below the otherwise projected rate. Providers can earn up to 60% of bonus payments by achieving these below average readmission rates.

Access

Participating providers shall offer enhanced access for all ACA members. The achievement of these access goals accounts for 20% of the bonus payment.

The percentages and estimated dollars associated with each of the three categories is set forth in the table below.

Category	% of Total	Dollars
Comprehensive Data Assembly and Information Sharing	20%	\$5,570,537
Clinical Case Management	60%	\$20,889,515
Access	20%	\$1,392,634
Total	100%	\$27,852,686

Question 15

Please accept the following as UPMC Health Plan's response to the Pennsylvania Insurance Department (PID or the "Department") request of June 14, 2018 regarding carrier-specific changes to premium rating factors related to the defunding of cost-sharing reduction (CSR) payments. Please note that we consider the contents of this submission to be highly confidential, proprietary, and competitively sensitive information, the publication of which would result in competitive harm.

First and foremost, we support the Department's ongoing efforts to ensure that Pennsylvania offers all consumers a variety of affordable, high quality coverage options, and we are committed to continue serving the individuals and families that rely on the Individual market for coverage. We also appreciate the Department's desire to remain flexible and supportive of all carriers' ongoing market assessments in the face of federal uncertainty. However, given that all carriers are now aware of the market's average requested rate increase for 2019, as well as the fact that PA's ACA Individual membership has become somewhat consolidated in recent years, we are concerned that allowing carrier-specific factor changes to be made now could encourage competitively-based rate manipulation and risk the overall integrity of the critical "blind bid" rate submission process. As such, while we are submitting this proposed rate modification with a lower CSR factor in accordance with the Department's pending allowance for the same, we do so with concern that other carriers may not similarly share in our principled approach. As such, we respectfully recommend that the Department maintain single, uniform CSR and Individual Mandate factors for all carriers.

Based on our internal calculations, we believe that a CSR factor of 19.5% (i.e., 1.195) accurately reflects the projected value of required CSR reimbursements for 2019. We believe that, in the face of continued uncertainty, this value is nonetheless actuarially supported and, if adopted, has the additional stabilizing effect of a return to normalcy for the pricing relationship between Silver and Gold Marketplace plans. Given the size and diversity of our ACA Individual market share, we also believe that this value may represent a reasonable average of appropriate CSR reimbursement factors across the Commonwealth, and that it may therefore be appropriate for the Department to consider adopting this value as a uniform factor for all carriers. With that said, we also ask that the Department consider this proposed factor in the context of our foregoing comments. If other carriers' proposed modifications are lacking in actuarial support or do not reflect a reduction from the originally filed factor, we do not believe that UPMC Health Plan should be effectively disadvantaged by alone being forced to adopt the proposed reduction; likewise, carriers should not be permitted to effectively underbid the value of CSR payments in order to gain an inappropriate competitive advantage. Similarly, if the Department finds that updated carrier proposals are widely divergent or otherwise not easily reconciled in light of overall market composition, we do not believe that UPMC Health Plan (or other carriers that have made rational, actuarially supported submissions) should be placed at a competitive disadvantage; in such a scenario, we would reiterate our belief that a single, uniform factor represents the most fair and balanced approach in light of current information available to all market competitors.

UPMC Health Plan does not intend to modify our previously filed Mandate factor (1.06).

Thank you for your consideration of this submission. We look forward to continued dialogue and collaboration as we work to ensure the ongoing success and stability of Pennsylvania's Marketplace.

Question	Comment/Request	Response
1	In reference to your response to question 1 (of Round 1), it is not clear where the Actuarial Memorandum has been updated to reflect the 1.019 factor. Please clarify and update the filing if necessary.	The addition of text addressing the 1.019 factor was accidentally omitted during updates made as part of the first round of correspondence. This text has been added to the updated Actuarial Memoranda that have been uploaded in SERFF as part of this correspondence.
2	<p>The following questions refer to your response to question 2 (of Round 1) regarding the "FACTOR USED TO ADJUST COST/UTIL TRENDS" equal to 1.2197.</p> <p>a. It is noted in your response that the lower observed trend rate for this year's filing (i.e., 5.71%) is due to "the elimination of pent-up demand in the Individual market." To the extent recent observed trends are lower due to the elimination of pent-up demand, and it is assumed that the impact of pent-up demand will not return to the Individual ACA market in a material way, please explain why it is reasonable to assume that future trend rates will be higher than those recently observed.</p> <p>b. The observed trends by service category provided in Exhibit 2C of the file 'HO IND Responses to Objection Letter 2018-06-21.xlsx' for 2018 are similar or less than (with the exception of outpatient hospital) the observed trends for 2017 in Exhibit 7 of the initial filing. Given this result, please explain and support why the overall trend rate for 2019 should be adjusted higher to align with last year's overall trend assumption of around 7% as stated in your response.</p>	<p>a. We drew a comparison between the pent-up demand experienced in the ACA market and the "benefit rush" that is observed when an employer informs employees of a lower benefit offering at a future time. In both cases, a spike in claims is observed due to changes in product offerings. We then looked at what is expected following a benefit rush to assist in predicting how the ACA product would trend going forward. Per the article "Timing's Everything: The Impact of Benefit Rush" published in the SOA Health Watch in May 2008, the market can expect a "benefit hush" followed by a "trend crush". The trend crush is explained in the article on page 2 as "higher than it would have been because it is coming off a lower base". For that reason, a higher claims trend than what is experienced historically would more accurately predict the claims cost in the projection period.</p> <p>Our ACA population has substantially increased in size year over year, making it difficult to use in trend development. But the most recent two years of claims trend were 8.33% followed by 2.76%. So it does seem to be experiencing the benefit hush to some extent.</p> <p>The trend crush discussed in the article is the sole reason for us adjusting the original trend calculated from base data. To clarify, we do not expect pent-up demand to return to the market in a material way and made no adjustments to projected claims under that assumption.</p> <p>The article has been added in the Supporting Documents in SERFF.</p> <p>b. The data used to calculate the observed trends shown in Exhibit 2C from Round 1 pertain to UPMC's fully-insured commercial block of business rather than the ACA Individual block, since the former is considered a more credible data source for trend development. However, this data will not reflect the effects of pent-up demand mentioned in the response to part "a" of this question, which is the reason that the trend implemented in rate development was adjusted.</p>
3	Please provide the calculation for the 2.2% Exchange User Fee assumption being used in calculating the dollar amount of \$11.81 PMPM.	The 2.2% diluted Exchange User Fee was derived by calculating the product of the normal Exchange User Fee (3.5%) and the current (Feb 2018) portion of on-exchange enrollment in the Individual Market (63.3%) for this company.
4	In reference to your response to question 6 (of Round 1), the area factors for Rating Areas 3, 7, and 9 shown in Exhibit 6 of the file 'HO IND Responses to Objection Letter 2018-06-21.xlsx' are different than the initial filing supporting exhibits. Please explain why these are different and how these changes would affect the factors used in pricing.	Several of the "estimated price differential" factors listed in Exhibit 6 of Round 1 were accidentally rounded to two decimal places, leading to a small error in the calculation of these rating area factors. The price differential factors have been corrected on the "Exhibit 4" tab of this file (highlighted in yellow), and the corresponding rating area factors have been implemented in rate development.
	<p>The following questions refer to your response to question 8 (of Round 1) regarding the Administrative Expenses:</p> <p>a. Please provide the percentage of premium values in addition to the dollar amounts provided in Exhibit 8A of the file 'HO IND Responses to Objection Letter 2018-06-21.xlsx' for the actual historical Administrative Expenses.</p>	<p>a. Percentage of premium values have been added to this exhibit, which is now displayed on the "Exhibit 5A" tab of this file. Please note that a few of the historical QI expense totals listed in Exhibit 8A (from Round 1 of correspondence) were incorrect. These values have been corrected and highlighted in yellow in Exhibit 5A for this round of correspondence.</p> <p>b. As we indicated in our 'HO IND Responses to Objection Letter' (the "Letter") prior to the upcoming plan year 2019, the volatility, regulatory uncertainty, and severe premium compression in the ACA marketplace hampered our ability to implement the quality incentive (QI) programs and/or value-based reimbursement (Value-Based) strategies that were in place for all other lines of business. In 2018, we are seeing increased stabilization in our ACA products and are for the first time able to begin extending to those participating providers serving our ACA population access to these QI/Value-Based programs. Expanding QI/Value Based to include ACA products is critical to ensuring the fundamental role these providers play in serving our ACA members, assuring the exceptional quality of our ACA products, controlling premium costs and making western Pennsylvania one of the most affordable areas in the nation in which to purchase marketplace coverage. To estimate an appropriate QI/Value Based target for ACA products, we relied on the blended percentage of premiums earned by providers in other product lines as part of their participation in the QI/Value Based initiatives (roughly 2.6%).</p>

5	<p>b. Please describe and support numerically how the values shown in Exhibit 8B (columns B:C) of the file 'HO IND Responses to Objection Letter 2018-06-21.xls' were developed. If any adjustments were applied to historical values, be sure to show and support these as well.</p>	<p>We apportioned relative weights to the three QI categories set forth in our Letter as below:</p> <p>Comprehensive Data Assembly and Information Sharing 20% Clinical Case Management 60% Access 20%</p> <p>In keeping with our QI/Value Based initiatives for other lines of business, we identified for participating providers a number of factors upon which eligibility for QI incentives would be based. For your information, a sub-set of these factors are below:</p> <p><u>Comprehensive Data Assembly and Information Sharing</u> To provide insight into the needs and morbidity of members enrolled in ACA products, assemble, organize and provide to UPMC Health Plan information relative to: (1) frequent emergency room visits; (2) inpatient admissions and/or readmissions; (3) chronic and/or complex health conditions; (4) PCP and specialty care encounters; (5) access to post-acute services; (6) additional information. Collaborate with the practice-based care manager (PBCM) to collect and report data on clinical outcomes, patient satisfaction and efficiency measures and demonstrate improvement for identified measures.</p> <p><u>Clinical Case Management</u> Support PBCM population and care management, interdisciplinary care team and reporting and documentation activities. Provide PBCM access to clinical and operational meetings, scheduling mechanisms, the clinical care management tracking system, and the EMR, and participate in clinical case conferences for UPMC Health Plan members. Facilitate a team-based approach to improve quality and efficiency of care for UPMC Health Plan members, including discussing quality and utilization reports, relevant aspects of the program, developing and implementing a care plan for members with complex and/or chronic conditions, providing relevant health care education, health management, coaching, prevention and wellness programing. Monitor and reduce readmission rates. Work with the assigned PCMH, and, in particular, the UPMCHP Physician Account Executive on quality initiatives and process improvement activities related to the QI/Value Based program.</p> <p><u>Access</u> Provide sufficient office space for the PBCM to interface with UPMC Health Plan members; provide increased access to ACA members, which includes additional non-traditional office hours and non-scheduled/walk-in hours.</p>
	<p>c. Please show the historical values for each QI Category listed in Exhibit 8B for years 2015, 2016, 2017, 2018, and 2019.</p>	<p>c. Historical QI data for each category is displayed on the "Exhibit 5C" tab of this file. Please note that the breakout of QI categories was changed beginning with 2018. Because of this, the categories included in the historical data table are different than those included in the projected data table. Also, two of the values that were displayed in Exhibit 8B from the first round of correspondence were incorrect due to a formula error. These values have been corrected and highlighted in yellow in Exhibit 5C for this round of correspondence.</p>
6	<p>Regarding your response to question 9 (of Round 1), it should be noted that the estimate provided by the PID labeled "estimated risk adjustment transfer amount" was not adjusted to reflect either changes in the statewide average premium between 2017 and 2019 or the 0.86 adjustment factor. Given that, please provide an estimate of what the projected 2019 risk adjustment transfer amount would be if these items were taken into account.</p>	<p>Incorporating the 0.86 adjustment factor and an adjustment for the statewide average premium increases the projected risk adjustment transfer amount by 21.5%.</p>

7	<p>As was communicated in the mail from J. Lavery of July 3, 2018 the Department has determined that an Individual Adjustment Factor of 1.06 and a CSR Defunding Adjustment Factor of 1.20 will be used in the 2019 rate development for the Individual Market. Issuers overwhelmingly recommended standardization of these factors. As such, issuers may not deviate from these factors. Updated materials (PA Actuarial Memorandum and Exhibits and the Plan Design Summary worksheets, including the State rate tables) reflecting these factors, Risk Adjustment updates (based on the June 30th release of the Federal Risk Adjustment Report) and other Department requested changes must be provided with your second-round response due July 13, 2018. Other than these three preceding changes, no other modifications will be accepted.</p>	<p>The Individual Adjustment Factor remains at 1.06 and the CSR Defunding Adjustment has been revised to be 1.20 in the updated filing. No changes were made to the projected risk adjustment transfer payment.</p>
---	---	---

Exhibit 4: Derivation of Geographic Factors

County	Region	Estimated Price Differential	Rating Area	Projected Added Enrollment
Luzerne	CHS	1.1200	3	113
Lackawanna	CHS	1.1200	3	83
Wyoming	CHS	1.1200	3	25
Bradford	Suquehanna	1.2633	3	118
Clinton	Suquehanna	1.2633	3	10
Sullivan	Suquehanna	1.2633	3	3
Tioga	Suquehanna	1.2633	3	480
Lycoming	Suquehanna	1.2633	3	840
Carbon	Tower	1.3659	3	281
Northumberland	Suquehanna	1.2633	6	183
Columbia	CHS	1.1200	6	76
Snyder	CHS	1.1200	6	19
Union	Suquehanna	1.2633	6	207
Lehigh	Tower	1.3659	6	3,516
Northampton	Tower	1.3659	6	3,075
Schuylkill	Tower	1.3659	6	899
Centre	Centre	1.3200	6	3,300
Lancaster	Tower	1.3659	7	4,680
York	Tower	1.3659	7	478
Adams	Tower	1.3659	7	124
Berks*	Tower	1.3659	7	3,595
Cumberland	Pinnacle	1.1898	9	2,683
Dauphin	Pinnacle	1.1898	9	2,517
Lebanon	Tower	1.3659	9	206
Perry	Pinnacle	1.1898	9	446

Rating Area	Geographic Factor
3	1.262
6	1.347
7	1.366
9	1.196

Exhibit 5A: Historical Administrative Expenses

**note that values in the 2018 & 2019 rows are PROJECTED values

Administrative Expenses Totals				
Year	Actual General and Claims	Actual Agent/Broker Fees and Commissions	Actual Quality Improvement Initiatives	Member Months
2015	\$11,301,116	\$4,443,510	\$1,207,888	629,443
2016	\$43,653,346	\$15,250,542	\$3,151,438	1,322,679
2017	\$57,004,839	\$8,674,446	\$6,023,960	1,643,818
2018	\$59,140,723	\$8,999,464	\$27,852,193	1,619,132
2019	\$92,178,535	\$3,748,004	\$27,852,193	2,025,614

Percentage of Premium			
Year	Actual General and Claims	Actual Agent/Broker Fees and Commissions	Actual Quality Improvement Initiatives
2015	6.6%	2.6%	0.7%
2016	10.7%	3.7%	0.8%
2017	9.2%	1.4%	1.0%
2018	7.4%	1.1%	3.5%
2019	8.5%	0.3%	2.6%

Exhibit 5C: Historical QI Data

Historical QI Expenses Totals				
Year	Improved Health Outcomes	Activities to Prevent Readmission	Wellness & Health Promotions	Total QI Expenses
2015	\$ 1,009,670	\$ 97,490	\$ 100,728	\$1,207,888
2016	\$ 2,714,353	\$ 162,302	\$ 274,783	\$3,151,438
2017	\$ 3,474,282	\$ 395,000	\$ 2,154,678	\$6,023,960

Projected QI Expenses Totals				
Year	Comprehensive Data Assembly and Information Sharing	Clinical Case Management	Access	Total QI Expenses
2018	\$5,570,438	\$16,711,316	\$5,570,438	\$27,852,193
2019	\$5,570,438	\$16,711,316	\$5,570,438	\$27,852,193

2019 Business Rules Template v8.1

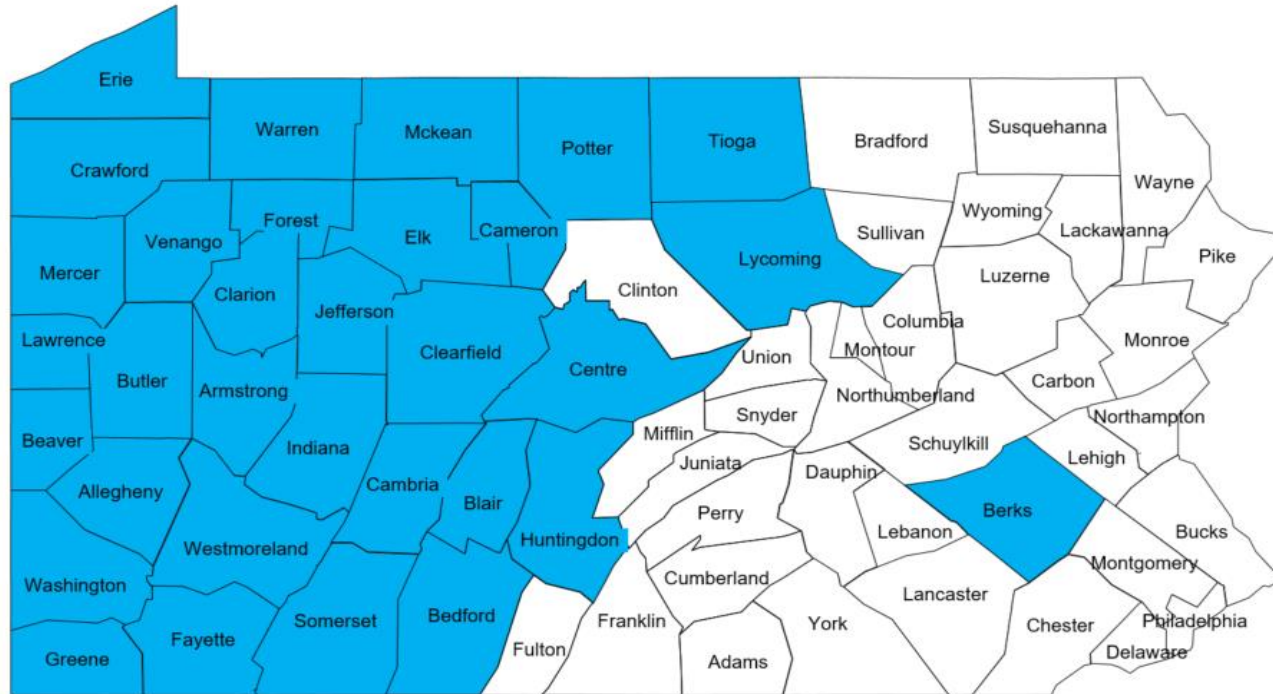
All fields with an asterisk (*) are required. To validate the template, press Validate button or Ctrl + Shift + I. To finalize the template, press Finalize button or Ctrl + Shift + F.
Enter the Issuer Rule on the first row (no Product ID or Plan ID).
For each Product rule, enter only the Product ID and the business rules that differ from the Issuer Rule.
For each Plan rule, enter only the Plan ID and the business rules that differ from the Product or Issuer Rule

HIOS Issuer ID*		16322									
TIN*		46-2824626									
Product ID	Plan ID (Standard Component)	How are rates for contracts covering two or more enrollees calculated?	What are the maximum number of under age (under 21) dependents used to quote a two parent family?	What are the maximum number of under age (under 21) dependents used to quote a single parent family?	Is there a maximum age for a dependent?	What are the maximum number of children used to quote a children-only contract?	Are domestic partners treated the same as secondary subscribers?	Are same-sex partners treated the same as secondary subscribers?	How is age determined for rating and eligibility purposes?	How is tobacco status determined for subscribers and dependents?	What relationships between primary and dependent are allowed, and is the dependent required to live in the same household as the primary subscriber?
		A different rate (specifically for parties of two or more)for each enrollee is added together	3 or more	3 or more	25	1	Yes	Yes	Age on effective date	6	Spouse, No; Adopted Child, No; Ward, No; Stepson or Stepdaughter, No; Self, Yes; Child, No; Life Partner, No


2018 Service Area


Issuer: UPMC Health Options

Market: Individual



Key *(modify as needed)*

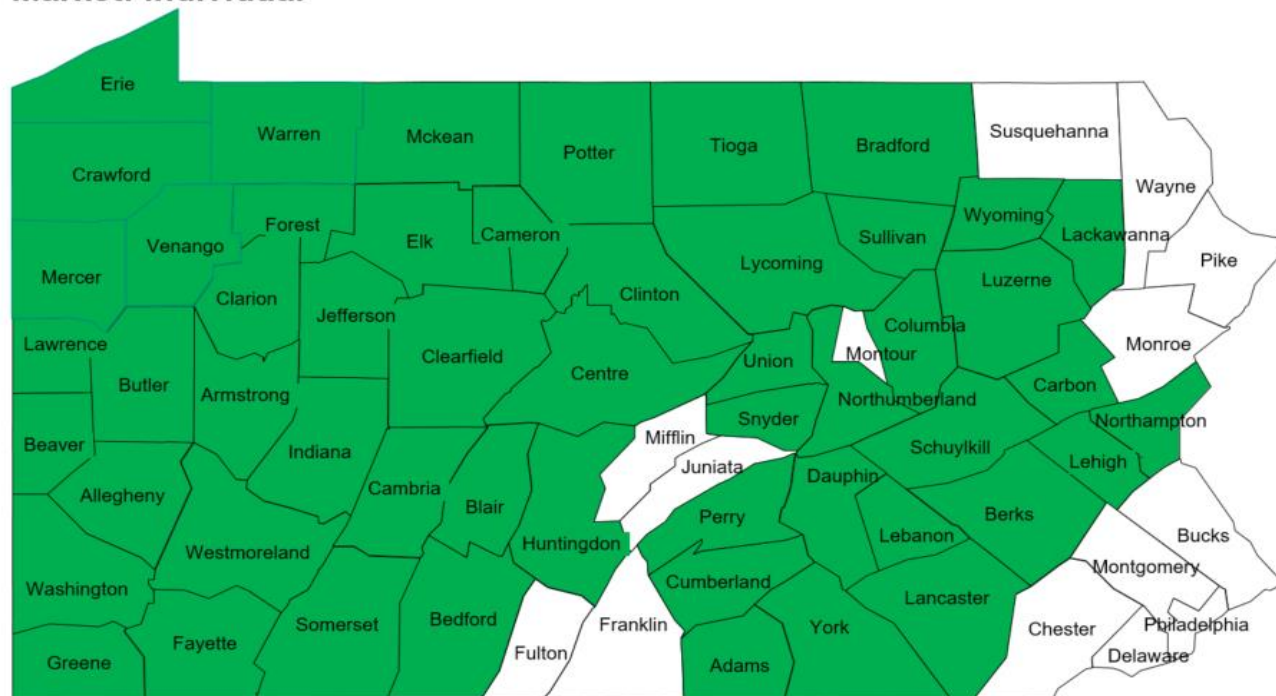
 : 2018 on-exchange service area

 : 2018 off-exchange only service area

2019 Service Area

Issuer: UPMC Health Options

Market: Individual



Key *(modify as needed)*

■ : 2019 on-exchange service area

▨ : 2019 off-exchange only service area