

UPMC HEALTH PLAN

U.S. Steel Tower
600 Grant Street
Pittsburgh, PA 15219
T 412-454-7500
F 412-454-7520
www.upmchealthplan.com

May 21, 2018

Ms. Tracie Gray
Commonwealth of Pennsylvania Insurance Department
Insurance Product Regulation & Market Enforcement
Actuarial Review Division
Bureau of Life, Accident & Health Insurance
1311 Strawberry Square
Harrisburg, PA 17120


Dear Ms. Gray,

UPMC Health Options, Inc. respectfully requests approval of a rate filing for Individual On and Off Exchange PPO/EPO products. The rates are proposed for effective dates of 1/1/2019 through 12/31/2019.

Company Name/NAIC #: UPMC Health Options, Inc./15345
Market: Individual
On or Off Exchange: On and Off
Effective Date of Coverage: 1/1/2019
Average Rate Change Requested: 4.12% (\$11.38)
Range of Rate Change Requested: -25.74% to 21.26% (-\$71.06 to \$58.69)
Total additional annual revenue generated from the proposed rate change: \$45,423,171
Products Offered: PPO, EPO
Rating Areas Where Plans are Offered: 1, 2, 3, 4, 5, 6, 7, 9 (region 9 added for 2019)
Metal Levels Offered: Catastrophic, Bronze, Silver, Gold, Platinum
Currently Enrolled Lives: 142,829
Currently Enrolled Policyholders: 101,059
Number of Plans Offered in 2019: 39 (7 fewer than 2018)
Corresponding Contract Form #: 663, 664, 667, 671, 672, 673, 674, 675
Binder ID#: UPMC-PA19-125079557
HIOS Issuer ID #: 16322
Submission Tracking #: UPMC-131495924

If you have any questions or require additional information, please call me at 412-454-7849 or email me at lovelymt@upmc.edu.

Sincerely,



Michael Lovely, FSA, CERA, MAAA

Rate Change Summary

UPMC Health Options, Inc. – Individual Plans

Rate request filing ID # UPMC-131495924 - This document is prepared by the insurance company submitting the rate filing as a consumer tool to help explain the rate filing. It is not intended to describe or include all factors or information considered in the review process. For more information, see the filing at <http://www.insurance.pa.gov/Consumers/ACARelatedFilings/>

Overview

Initial requested average rate change:	4.12%
Revised requested average rate change:	2.03%
Range of requested rate change:	-25.66% to 21.39%
Effective date:	1/1/2019
People impacted:	142,829
Available in:	1, 2, 3, 4, 5, 6, 7, 9

Key information

Jan. 2017-Dec. 2017 financial experience

Premiums	\$	580,601,114
Claims	\$	546,197,029
Administrative expenses	\$	60,034,164
Taxes & fees	\$	338,570
Company made (after taxes)	\$	(25,968,650)

How it plans to spend your premium

This is how the insurance company plans to spend the premium it collects in 2019:

Claims:	83.93%
Administrative:	11.44%
Taxes & fees:	2.63%
Profit:	2.00%

The company expects its annual medical costs to increase by approximately 7.2% for 2019.

Explanation of requested rate change

Additional premium is needed to account for the higher cost and utilization of medical services each year. The requested rate change listed above also accounts for uncertainty in the market in 2019 due to the repeal of the Individual Mandate as well as the larger estimated Risk Adjustment payable relative to the prior rate filing for this company.

UPMC HEALTH PLAN

U.S. Steel Tower
600 Grant Street
Pittsburgh, PA 15219
T 412-454-7500
F 412-454-7520
www.upmchealthplan.com

August 7, 2018

Ms. Tracie Gray
Commonwealth of Pennsylvania Insurance Department
Insurance Product Regulation & Market Enforcement
Actuarial Review Division
Bureau of Life, Accident & Health Insurance
1311 Strawberry Square
Harrisburg, PA 17120

Dear Ms. Gray,


UPMC Health Options, Inc. respectfully requests approval of a rate filing for Individual On and Off Exchange PPO/EPO products. The rates are proposed for effective dates of 1/1/2019 through 12/31/2019. The revised filing includes the following changes to the PA Actuarial Memorandum Exhibits:

- 1.) Per request from the Department, the projected profit margin used in Table 6 and 10 have been decreased from 3.0% to 2.0%.*
- 2.) Per suggestion from the Department, the magnitude of the projected paid Risk Adjustment PMPM used in Table 5 has been increased from \$24.66 to \$29.97.*

Company Name/NAIC #: UPMC Health Options, Inc./15345
Market: Individual
On or Off Exchange: On and Off
Effective Date of Coverage: 1/1/2019
Average Rate Change Requested: 2.03% (\$5.61)
Range of Rate Change Requested: -25.66% to 21.39% (-\$70.83 to \$59.05)
Total additional annual revenue generated from the proposed rate change: \$22,380,337
Products Offered: PPO, EPO
Rating Areas Where Plans are Offered: 1, 2, 3, 4, 5, 6, 7, 9 (region 9 added for 2019)
Metal Levels Offered: Catastrophic, Bronze, Silver, Gold, Platinum
Currently Enrolled Lives: 142,829
Currently Enrolled Policyholders: 101,059
Number of Plans Offered in 2019: 39 (7 fewer than 2018)
Corresponding Contract Form #: 663, 664, 667, 671, 672, 673, 674, 675
Binder ID#: UPMC-PA19-125079557
HIOS Issuer ID #: 16322
Submission Tracking #: UPMC-131495924

If you have any questions or require additional information, please call me at 412-454-7849 or email me at lovelymt@upmc.edu.

Sincerely,



Michael Lovely, FSA, CERA, MAAA

PA Actuarial Memorandum - Redacted

Basic Information and Data

The purpose of this actuarial memorandum is to provide certain information related to a rate submission for the company identified below. The relevant index rate is developed in accordance with federal regulations, and plan specific premiums are generated using the allowable modifiers in accordance with the single risk pool rule.

Company Information

The following section provides information related to the identification of the company that is submitting this rate filing. Much of this information is also displayed in Table 0 of the PA Actuarial Memorandum Exhibits.

Company Legal Name: UPMC Health Options, Inc.

NAIC #: 15345

HIOS Issuer ID: 16322

Market: Individual

Exchange: On and Off Exchange

Products: PPO, EPO

Effective Date: 1/1/2019

Company Contact Information:

[This information redacted for publication.]

Filing Information:

Rate Filing SERFF Tracking #: UPMC-131495924

Form Filing SERFF Tracking #: UPMC-131490414, UPMC-131490419, UPMC-131490510, UPMC-131490516,
UPMC-131490527, UPMC-131490549, UPMC-131490571, UPMC-131490560

Binder SERFF Tracking #: UPMC-PA19-125079557

Rate History and Proposed Variations in Rate Changes

Historical and proposed rate changes vary by plan due to various changes made to meet AV requirements on a plan-by-plan basis. The values listed below and overall proposed rate change for 2019 are weighted averages of the increase for each plan based on projected enrollment. Please see Table 10 of the PA Actuarial Memorandum Exhibits for a breakdown of plan-by-plan rate increases.

SERFF Tracking #	Year	Rate Change
UPMC-130071357	2016	9.7%
UPMC-130536844	2017	26.5%
UPMC-131034732	2018	41.2%

Average Rate Change

The average rate change displayed in Table 10, column AC, of the PA Actuarial Memorandum Exhibits is 2.0%. The change in 21-year-old non-tobacco premium PMPM calculated in table 11, cell AN13, of the PA Actuarial Memorandum Exhibits is 3.0%. The percent increase over Experience Period calculated in cell V45 on worksheet 1 of the URRT is 41.37%. The annualized percent increase calculated in cell V46 on worksheet 1 of the URRT is 18.90%.

Membership Count

Various breakdowns of the membership count for the captioned company and market are displayed in Table 1 of the PA Actuarial Memorandum Exhibits. Please see Exhibit 9 of the Supporting Exhibits for the calculation of the member months in the projection period shown in Table 1 as well as our projected enrollment by subsidy level for silver plans. Projected 2019 enrollment for each subsidy level for a given SCID is calculated by using the portions of current membership (as of February 2018) in each subsidy level multiplied by the total projected enrollment for the given SCID. For new plans, projected enrollment in each subsidy level was calculated using the portions of current enrollment for the entire metal level. Exhibit 9 also displays enrollment projections by rating area for each plan.

Benefit Changes

A table with these changes has been included in Appendix I. No plans have actuarial values that fall in the expanded de minimis range.

Experience Period Claims and Premium

Claims and premium data for all non-grandfathered policies in the single risk pool for the captioned company and market from the experience period (January 2017 - December 2017) with three months of run-out are displayed in Table 2 of the PA Actuarial Memorandum Exhibits. This section provides a discussion of each field in the table and its relation to the corresponding fields on the URRT. Please note that no data for transitional policies is included in this table since transitional policies were not offered by this company and market in 2017.

Earned Premium:

This represents the revenue accumulated by the captioned company and market during the experience period. No adjustments were made for MLR rebates as we do not anticipate owing them. HHS cost-sharing is not included in the premium data. Please note that the earned premium listed in Table 2 does match the total premium listed in section I, worksheet 1 of the URRT because the value in the URRT does not include estimated Risk Adjustment receivables/payments per federal instructions.

Paid Claims:

This field includes uncompleted paid medical, pharmacy, pediatric dental, and pediatric vision experience period claims for the captioned company and market.

Ultimate Incurred Claims:

This field includes completed paid medical and pharmacy experience period claims for the captioned company and market. We used the standard Development/Completion Factor Method to calculate IBNR. Factors were calculated using our entire ACA-related Individual block of business and no unexpected factors were observed. Because three months run-out is available the impact of IBNR is minimal. The completion factors used are displayed in the table below. Please note that the ultimate incurred claims shown in Table 2 do not match the total incurred claims displayed in section I, worksheet 1 of the URRT because the value in the URRT equals the ultimate incurred claims less total prescription drug rebates listed in Table 2 and HHS cost-sharing.

Month	Completion Factor
1/1/2017	0.9973
2/1/2017	0.9973
3/1/2017	0.9972
4/1/2017	0.9976
5/1/2017	0.9971
6/1/2017	0.9956
7/1/2017	0.9935
8/1/2017	0.9908
9/1/2017	0.9871
10/1/2017	0.9830
11/1/2017	0.9768
12/1/2017	0.9627

Member Months:

The sum of the experience period member months shown in Table 1 is also displayed in Table 2 and matches the value shown in section I, worksheet 1 of the URRT.

Estimated Cost Sharing:

This field represents the difference between allowed claims and ultimate incurred claims in Table 2. Please note that for this field as well as the ultimate incurred claims field discussed above, the totals do not match those displayed in Table 4. In Table 4, the completion factors are applied to incurred claims to generate the ultimate incurred claims. The incurred claims consist of both medical and pharmacy claims. For our internal calculations, we do not apply completion factors to pharmacy claims, but it is not possible to do this given the way Table 4 is set up. Table 2 reflects the claims data from our internal calculations, which leads to the disparity between the observed values.

Allowed Claims:

This field includes allowed medical and pharmacy experience period claims as well as pediatric dental and vision claims from the experience period for the captioned company and market. Allowed medical claims and pediatric vision claims are pulled directly from our data warehouse. Pediatric dental claims are administered and paid by Dominion Dental. We receive a separate report from Dominion with the claim detail. Please note that the allowed claims shown in Table 2 do not match the total allowed claims displayed in section I, worksheet 1 of the URRT because the value in the URRT equals the allowed claims less total prescription drug rebates listed in Table 2.

Non-EHB portion of Allowed Claims:

This field displayed the amount of allowed experience period claims that can be attributed to non-EHBs for the captioned market and company.

Total Prescription Drug Rebates:

This field shows the amount of prescription drug rebates received for the captioned company and market during the experience period. Pharmacy rebates have been removed from the total incurred and allowed claims displayed in section I, worksheet 1 of the URRT.

Total EHB Capitation:

No benefits were paid for via capitation during the experience period.

Total Non-EHB Capitation:

No benefits were paid for via capitation during the experience period.

Estimated Risk Adjustment:

Experience period Risk Adjustment was estimated to be a payment of \$40,295,766 per suggestion from the Pennsylvania Insurance Department based on data accrued through April 2018, which translates to a PMPM of \$24.51. Based on this estimate and past experience, we believe this value is a reasonable estimate until the actual values are released later this year.

Loss Ratio:

The loss ratio calculated in Table 2 is 94.07%.

Credibility of Data

Based on a large member month count of 1,643,818 during the experience period, we believe this data is credible enough to use 100%, just as was concluded in prior filings for this company and market. Because of this, the manual data displayed in tables 2b, 3b, and 4b in the PA Actuarial Memorandum Exhibits match the data displayed in tables 2, 3, and 4.

Trend Identification

The overall annual trend used in rate development is 7.21%. Historical allowed claims for our entire block of commercial business were used to develop year over year trend factors for use in the projected rates. The large enrollment count and consistent makeup of this population make it appropriate for use in trend development for this filing. Service categories were defined to be consistent with the URRT instructions. Please see Tables 3 and 3b of the PA Actuarial Memorandum Exhibits for trend development calculations. Please note that the minor changes made to benefit designs in order to keep plan actuarial values within the allowed ranges were not significant enough to warrant an adjustment for induced demand with regard to trend, so the induced demand column has been populated with zeroes in Tables 3 and 3b. Please see Exhibit 10 of the Supporting Exhibits for trend development.

Historical Experience

Historical data from the four most recent calendar years for the captioned company and market with three months of run-out are provided in Table 4. Allowed claims were developed using the same manner described above for Table 2. The historical data listed in Table 4b belongs to our entire block of ACA-related Individual business and is identical to the data in Table 4. Data for transitional policies was not included in Table 4.

Rate Development & Change

Projected Index Rate, Market-Adjusted Index Rate, & Total Allowed Claims

Table 5 of the PA Actuarial Memorandum Exhibits shows the development of the projected index rate, Market-Adjusted Index Rate, and projected total allowed claims. Detailed discussions on the development of each quantity are provided below.

Index Rate:

For this filing, the Index Rate of the Experience Period is calculated from the captioned company's fully-credible experience period EHB claims data for the single risk pool in the state market, which is demonstrated in Table 2 of the PA Actuarial Memorandum Exhibits. The Index Rate of the Projection Period is then calculated in Table 5 by first applying two years of 7.21% annual trend to the Index Rate of Experience Period. Due to current uncertainty surrounding the market in 2019 due to the repeal of the Individual Mandate, it has been required by the Pennsylvania Insurance Department that an assumption for increased morbidity of the single risk pool be implemented for the projection period. A 6% increase in morbidity has been applied in the filing to account for this.

An adjustment factor of 1.090 to account for changes in network costs is then applied to get from the single risk pool population to the plan offerings of this specific segment. This factor is the product of the geographic calibration factor calculated in Exhibit 6 of the Supporting Exhibits and an additional factor (1.019), which accounts for increases in the provider fee schedules that have been implemented between the experience and projection periods. The provider networks included in this filing have undergone significant expansion since the experience period. This particular factor was applied to account for this expansion. UPMC's Premium Network provided coverage in rating areas 1, 2, 4, 5, and 6 during the experience period, but has since expanded to include rating area 3, 7, and 9, as well as additional counties in rating area 6 located near the eastern border of Pennsylvania. The Partner Network originally offered coverage in rating areas 1, 4, and 5, but has also expanded to include some counties in rating area 3. Projected costs are expected to increase due to this expansion. A factor to account for this projected increase was developed using the proposed rating area factors and projected enrollment in each rating area for 2019 as shown in Exhibit 6 of the Supporting Exhibits. This factor has been applied to each benefit category in the Other adjustment column in section II, worksheet 1 of the URRT.

No other adjustments have been applied to the index rate. The average age for our 2017 experience period Individual risk pool was 43.5 with an average premium factor of 1.81. This is comparable to our 2018 experience so far with age 44.2 and premium factor 1.84. This change in factors is small enough that the insured population is considered to be stable, and no additional adjustment for demographics was deemed necessary. In addition to

this, no adjustment was applied to account for the regulation that prohibits charging for more than three children per family since this would have minimal cost impact. Please note that the Index Rate of Projection Period of \$570.15 shown in Table 5 matches the corresponding value shown in section III, worksheet 1 of the URRT.

Market-Adjusted Index Rate:

The Projected Index Rate is adjusted by adding estimates for Risk Adjustment and Marketplace fees (with impacts and costs spread across the whole risk pool) to obtain the projected Market Adjusted Index Rate. Projection period Risk Adjustment PMPM has been estimated to be a payment of \$29.97, which is displayed in section III, worksheet 1 of the URRT and Table 5. Please see Exhibit 1 of the Supporting Exhibits for the derivation of the risk adjustment PMPM amounts for both the experience and projection period. This value was calculated using the data discussed in the Estimated Risk Adjustment section above. \$1.80 PMPY has been subtracted as a projected amount for the Risk Adjustment Administration Fee since this was the value published by HHS. The net amount after accounting for the fee is subtracted from the Index Rate of the Projection Period as part of the calculation of the Market Adjusted Index Rate. For the URRT and Table 5 of the PA Actuarial Memorandum Rate Exhibits, it was entered as a positive number because the calculation subtracts this value.

The member-weighted average of a 3.5% Marketplace User Fee for Marketplace enrollees combined with 0% for non-Marketplace enrollees calculates to 2.2%. This load is developed based on fees from on-exchange policies, but is spread over all policies uniformly. This translates to a PMPM of \$11.83, which was entered as a positive value in Table 5 since the calculation adds this value. The effect for both adjustments is an increase in premium as additional revenue will be required to cover the anticipated payments.

Total Allowed Claims:

The Market-Adjusted Index Rate is further modified to develop the projected total allowed claims PMPM by adding the projected allowed non-EHB claims PMPM. Benefits that were offered outside EHB include routine foot care and acupuncture. The projected allowed claims for these benefits is \$1.25 PMPM.

Retention Items

Retention items related to this filing are shown in Table 6 of the PA Actuarial Memorandum Exhibits. Detailed discussions on each item are provided below.

Administrative Expenses:

Administrative costs of 11.44% of premium have been displayed in Table 6 and the URRT. These expenses are taken from our 2017 Supplemental Health Care Exhibit (SHCE). They are broken out by lines of business and market segments matching this filing and thus are appropriate for use. Differences between the SHCE and section I, worksheet 1 of the URRT stem from the fact that the SHCE include restatements of estimates from the prior year, while the URRT only contains actual experience from 2017 (experience period). The data for Individual Health Options in Part 1 of the SHCE is all ACA-related.

Please note that the portion of required revenue accounting for Quality Improvement (QI) Initiatives has increased from a projection of 0.38% in 2018 to a projection of 2.58% in 2019 due to observed increases in QI

costs in the Individual market. Following extensive preliminary QI evaluation activity in prior non-profitable years, during which financial resource allocation to advance additional QI programming in this product was necessarily limited, UPMCHP has now fully implemented an ongoing QI program with network providers. Given increased understanding and orientation toward both QI targets and clinical needs of the ACA population, we anticipate robust performance among our participating providers in this regard, resulting in a commensurate material increase to overall QI program expenditures in 2019.

[This information redacted for publication.]

Taxes and Fees:

Taxes and Fees decreased from 3.43% in 2018 to 0.42% in 2019 to account for the expiration of the PCORI Fee as well as the moratorium on the Health Insurance Tax for 2019. Please note that the Risk Adjustment Administration Fee was not included in the Taxes and Fees field. As noted above in the Market-Adjusted Index Rate section, Marketplace user fees are applied as an adjustment to the Index Rate at the market level. Because of this, the Taxes and Fees value listed in Table 6 will not match the corresponding field in the URRT since the federal instructions specify that Marketplace user fees should be included in this field in the URRT. Adding the diluted Marketplace user fee of 2.2% to the value in Table 6 reconciles this value to the one included in the URRT.

Profit/Contingency:

The projected profit margin for this company will increase from 0% in 2018 to 2% in 2019. This value is listed in both Table 6 and the URRT. The same level of profit margin is expected for each plan included in this filing.

Projected Loss Ratio

The projected period loss ratio, using the federally-prescribed MLR methodology without the credibility adjustment, is 87.9%, as shown in Exhibit 11 of the Supporting Exhibits.

Normalized Market-Adjusted Projected Allowed Total Claims

Normalization factors for 2018 and 2019 are provided in Table 7 of the PA Actuarial Memorandum Exhibits. 2018 factors have been taken from the prior rate filing of the captioned company and market. Detailed discussion on each of the 2019 factors are provided below.

Average Age Factor:

The average age factor was calculated using our projected Individual market population with the prescribed HHS Age Factors for 2019. We pulled them in summary alongside network and area data in order to back out age factor differences when determining network/area factors. It was assumed this represents the age distribution of the entire single risk-pool. The number of members under each age bracket was multiplied by the corresponding HHS Age Factor. These were then summed and divided by the total number of members to obtain the average age factor. The average age factor is 1.84 and average age was 43.5 during the experience period. Please see Exhibit 5 in the Supporting Exhibits for the calculation of this factor.

Average Geographic Factor:

The calibration factor of 1.070 was calculated as the weighted average of the geographical factors using

projected enrollment for the single risk pool, as shown in Exhibit 6 of the Supporting Exhibits. Please see the Geographic Factors section below for a discussion on the development of factors applied for each rating area.

Average Tobacco Factor:

The average tobacco factor was calculated using projected membership. The member-weighted average of a 2.5% load applied for enrollees who qualify as tobacco users combined with a 0% load for non-tobacco users yields an average tobacco factor of 1.002. The derivation of this factor is shown below.

Tobacco Status	Feb 2018 Members	Split	Tobacco Factor	Calibration Factor
Non-User	130,935	91.7%	1.000	0.917
User	11,897	8.3%	1.025	0.085
Total	142,832	100.0%		1.002

Average Benefit Richness:

Benefit richness factors were calculated so that the average value is 1.0 when weighted with projected membership. This normalization is demonstrated in Exhibit 3b of the Supporting Exhibits. These factors do not normalize to 1.0 in Table 10 of the PA Actuarial Memorandum Exhibits because this table uses current enrollment for normalization. Projected enrollment is more appropriate for this purpose due to recent changes in network and plan offerings under this company.

Average Network Factor:

Network factors were selected so that the average value is 1.0 when weighted with projected membership. This normalization is demonstrated in Exhibit 4 of the Supporting Exhibits.

Components of Rate Change

Data to support the calculation of the components of the rate change is presented in Tables 8 and 9 of the PA Actuarial Memorandum Exhibits. Values presented in the 2018 columns have been taken from this company's 2018 rate filing.

Plan Rate Development

Table 10 of the PA Actuarial Memorandum Exhibits has been populated as described in federal and state guidance to develop 2019 Plan Adjusted Index Rates. The allowable modifiers that make up the AV Pricing Values are described below. Please see Exhibit 8 of the Supporting Exhibits for a demonstration that plan premiums are in proportion to the AV Pricing Values. The AV Pricing Values for each metal level are similar for 2019.

Plan Actuarial Value:

The AV for each plan was determined by the issuer's own pricing model based on experience from UPMC's fully-insured commercial block of business.

Benefit Richness (induced demand)

Please see Exhibit 3a in the Supporting Exhibits for the induced utilization exhibit. Please note that the average tobacco factor was set to 1.0 in Exhibit 3a since the tobacco surcharge adjustment was removed from Table 10 for 2019, which means that this factor should not be included in the induced utilization development. The benefit richness adjustment was used to keep relativities between plans similar to what they were in the previous year and account for differences in induced demand between plans with different metal levels. This will minimize rate increase variations by plan and consumer confusion that could result. In addition, current loss ratios exhibit significant variation between metal levels, which suggests a wider variation is necessary than what is indicated in the company-determined Pricing AV.

Benefits in addition to EHBs

Benefits that will be offered outside EHB include routine foot care and acupuncture. The projected allowed claims for these benefits is \$1.25 PMPM. The adjustment factor of 1.002 included in Table 10 has been derived by adding the aforementioned PMPM to the projected index rate for 2019 and dividing this total by the same index rate, causing the adjustment to be applied uniformly to all plans. This load has not changed from the prior filing.

Provider Network

Please see the Network Factors section below for a discussion on the development of the provider network factor applied in Table 10.

Catastrophic Eligibility

No adjustments were made for catastrophic plans. Current enrollment is minimal and not credible.

Non-Funding of CSR Adjustment

To account for the elimination of funding for cost-share reduction subsidies, the Pennsylvania Insurance Department has allowed the rates for all silver plans offered both on and off the Federal Marketplace be increased by a factor of 1.20 in Table 10 of the Actuarial Memorandum Rate Exhibits. Additional off-exchange only silver plans have been included for 2019 to minimize disruption to non-subsidized members enrolled in silver plans.

Plan Premium Development for 21-Year-Old Non-Tobacco User

Table 11 of the PA Actuarial Memorandum Exhibits has been populated as described in federal and state guidance. Please see Exhibit 7 of the Supporting Exhibits for historical rate changes for this company and market for a 21-year-old non-tobacco user.

Plan Factors

Age and Tobacco Factors

As indicated in Table 12 of the PA Actuarial Memorandum Exhibits, the default federal standard age curve for 2019 is used in the development of the Consumer Adjusted Premium Rates. A tobacco load of 2.5% will be used for all age bands in the Individual market in 2019. This load has not changed from 2018.

Geographic Factors

The geographic rating areas used within this filing are the same as those defined by the state. We believe the differences in cost between network factors are the driving force behind current cost differentials at the plan level in western Pennsylvania, where this company has offered coverage for many years. Therefore, we decided to vary our network factors and keep all rating area factors for rating areas 1, 2, 4, and 5 identical in 2018 and they will remain this way for 2019. In prior years, the only county in rating area 6 that this company has offered coverage is Centre county. However, in 2019, coverage will be expanding to additional counties in this rating area located in the far eastern regions of Pennsylvania. Since it is likely that these counties will exhibit notably different cost characteristics than Centre county alone, the factor for rating area 6 has been changed from 1.0 in 2018 to 1.343 in 2019. The new factor was developed using provider fee schedules from the eastern counties as opposed to historical claims. This same methodology was used to calculate the factors for rating areas 3, 7, and 9, implying that the proposed factors are based solely on cost differences by region due to differences in provider reimbursement and geographic variation in the delivery of medical services, and excluding differences in morbidity. The factors for rating areas 3 and 7 are the same as those implemented in 2018, while 2019 will be this company's first year offering coverage to members in rating area 9.

Network Factors

Network factors for 2019 were calculated to reflect cost differentials between networks and to ensure normalization using projected membership, as demonstrated in Exhibit 4 of the Supporting Exhibits. The current and proposed network factors are also shown in Table 14 of the PA Actuarial Memorandum Exhibits. An additional decrease was implemented in the Tower Network factor. UPMC has a closer relationship with providers in this particular network as opposed to those in the broader Premium Network. The decrease in the Tower Network factor accounts for anticipated improvements in utilization management that result from this close relationship with providers.

Service Area Composition

Table 13 of the PA Actuarial Memorandum Exhibits shows the counties in which plans will be offered in 2019. Due to this company's recent expansion in this market, coverage will be offered in rating areas 3, 7, and 9 in 2019. Service area maps for 2018 and 2019 have been uploaded in the Supporting Documentation section in SERFF.

Composite Rating

No composite rating is used with these plans.

Warning Alerts

Cell A83 on worksheet 2 of the URRT displays warning alert. This occurs because the total projected premium calculated on worksheet 1 is done at the market level, while the value calculated on worksheet 2 is done at the plan level. The plan-level calculation includes adjustments to the projected premium for factors such as the CSR Defunding Adjustment, non-EHB benefits, provider network, and induced demand, while the market-level calculation does not include these adjustments.

List of Supporting Exhibits

Supporting exhibits have been included with the rate filing to assist with the review process. Below is a list summarizing the contents of each exhibit.

- Exhibit 1: Development of Risk Adjustment PMPM for Experience and Projection Periods
- Exhibit 2: Derivation of Broker Fee
- Exhibit 3a: Induced Utilization Derivation
- Exhibit 3b: Induced Utilization Normalization
- Exhibit 4: Development of Network Factors
- Exhibit 5: Derivation of Age Calibration Factor
- Exhibit 6: Derivation of Geographical Calibration Factor
- Exhibit 7: Historical Changes in Consumer Adjusted Premium Rate for Age 21, Non-tobacco User
- Exhibit 8: Proportion of Plan Adjusted Index Rates and AV Pricing Values
- Exhibit 9a: Development of Projected Enrollment by Network and Metal Level
- Exhibit 9b: Development of Projected Enrollment by Plan and Subsidy Level
- Exhibit 9c: Projected Enrollment by Rating Area
- Exhibit 10: Derivation of Annual Trend
- Exhibit 11: Derivation of Projection Period MLR
- Exhibit 12: Terminated Plan Mapping

Actuarial Certification

I, [REDACTED] am a Member of the American Academy of Actuaries. I am currently a Manager in the Actuarial Services department for UPMC Health Plan. I certify that:

- All factor, benefit and other changes from the prior approved filing have been disclosed in this actuarial memorandum.
- New plans cannot be considered modifications of existing plans under the uniform modification standards in 45 CFR 147.106.
- The information presented in the PA Actuarial Memorandum and PA Actuarial Memorandum Rate Exhibits is consistent with the information presented in the 2019 Rate Filing Justification.
- The projected Index Rate is:
 - a. In compliance with all applicable state and Federal statutes and regulations (45 CFR 156.80 and 147.102)
 - b. Developed in compliance with the applicable Actuarial Standards of Practice
 - c. Reasonable in relation to the benefits provided and the population anticipated to be covered
 - d. Neither excessive nor deficient
- The Index Rate and only the allowable modifiers as described in 45 CFR 156.80(d)(1) and 156.80(d)(2) were used to generate plan level rates.
- The percent of total premium that represents EHB included in Worksheet 2, Sections III and IV, was calculated in accordance with actuarial standards of practice.
- The geographic rating factors reflect only differences in the costs of delivery and do not include differences for population morbidity by geographic area.
- The AV Calculator was used to determine the AV Metal Values shown in Worksheet 2 of the Part I URRT for all plans except those specified in the certification.

8/7/2018

Date

Appendix I

<u>SCID</u>	<u>Company</u>	<u>Market</u>	<u>Metal</u>	<u>Summary of Changes from 2018</u>
16322PA0050035	UPMC Health Options	IND	Platinum	No changes made
16322PA0050107	UPMC Health Options	IND	Platinum	No changes made
16322PA0040012	UPMC Health Options	IND	Platinum	No changes made
16322PA0050033	UPMC Health Options	IND	Gold	Increased Generic copay from \$10 to \$25; Increased Preferred Brand copay from \$45 to \$50; Increased
16322PA0050106	UPMC Health Options	IND	Gold	Increased Generic copay from \$10 to \$25; Increased Preferred Brand copay from \$45 to \$50; Increased
16322PA0040010	UPMC Health Options	IND	Gold	Increased Generic copay from \$10 to \$25; Increased Preferred Brand copay from \$45 to \$50; Increased
16322PA0050118	UPMC Health Options	IND	Tower Gold \$800	Increased Generic copay from \$10 to \$25; Increased Preferred Brand copay from \$45 to \$50; Increased
16322PA0050031	UPMC Health Options	IND	Silver \$3,500 CSR 94	Increased deductible from \$150 to \$175; Increased MOOP from \$1,000 to \$1,250
16322PA0050031	UPMC Health Options	IND	Silver \$3,500 CSR 87	Increased deductible from \$1,250 to \$1,450; Increased MOOP from \$2,450 to \$2,600; Increased PCP copay from
16322PA0050031	UPMC Health Options	IND	Silver \$3,500 CSR 73	Increased Rx Deductible from \$150 to \$250; Overall coinsurance decreased from 100% to 90%; MOOP increased
16322PA0050031	UPMC Health Options	IND	Silver \$3,500	Increased Rx Deductible from \$150 to \$250; Overall coinsurance decreased from 100% to 90%; MOOP increased
16322PA0050104	UPMC Health Options	IND	Silver \$3,500 94 CSR	Increased deductible from \$150 to \$175; Increased MOOP from \$1,000 to \$1,250
16322PA0050104	UPMC Health Options	IND	Silver \$3,500 CSR 87	Increased deductible from \$1,250 to \$1,450; Increased MOOP from \$2,450 to \$2,600; Increased PCP copay from
16322PA0050104	UPMC Health Options	IND	Silver \$3,500 CSR 73	Increased Rx Deductible from \$150 to \$250; Overall coinsurance decreased from 100% to 90%; MOOP increased

16322PA0050104	UPMC Health Options	IND	Silver \$3,500	Increased Rx Deductible from \$150 to \$250; Overall coinsurance decreased from 100% to 90%; MOOP increased
16322PA0040008	UPMC Health Options	IND	Silver \$3,500 94 CSR	Increased deductible from \$150 to \$175; Increased MOOP from \$1,000 to \$1,250
16322PA0040008	UPMC Health Options	IND	Silver \$3,500 CSR 87	Increased deductible from \$1,250 to \$1,450; Increased MOOP from \$2,450 to \$2,600; Increased PCP copay from
16322PA0040008	UPMC Health Options	IND	Silver \$3,500 CSR 73	Increased Rx Deductible from \$150 to \$250; Overall coinsurance decreased from 100% to 90%; MOOP increased
16322PA0040008	UPMC Health Options	IND	Silver \$3,500	Increased Rx Deductible from \$150 to \$250; Overall coinsurance decreased from 100% to 90%; MOOP increased
16322PA0050117	UPMC Health Options	IND	Tower Silver \$3,500 94 CSR	Increased deductible from \$150 to \$175; Increased MOOP from \$1,000 to \$1,250
16322PA0050117	UPMC Health Options	IND	Tower Silver \$3,500 87 CSR	Increased deductible from \$1,250 to \$1,450; Increased MOOP from \$2,450 to \$2,600; Increased PCP copay from
16322PA0050117	UPMC Health Options	IND	Tower Silver \$3,500 73 CSR	Increased Rx Deductible from \$150 to \$250; Overall coinsurance decreased from 100% to 90%; MOOP increased
16322PA0050117	UPMC Health Options	IND	Tower Silver \$3,500	Increased Rx Deductible from \$150 to \$250; Overall coinsurance decreased from 100% to 90%; MOOP increased
16322PA0050030	UPMC Health Options	IND	Silver \$1,750 CSR 94	No changes made
16322PA0050030	UPMC Health Options	IND	Silver \$1,750 CSR 87	Increased deductible from \$600 to \$700; Increased MOOP from \$2,450 to \$2,600
16322PA0050030	UPMC Health Options	IND	Silver \$1,750 CSR 73	Deductible decreased from \$1,425 to \$1,400; RX deductible increased from \$200 to \$250; MOOP increased from
16322PA0050030	UPMC Health Options	IND	Silver \$1,750	Deductible decreased from \$1,425 to \$1,400; RX deductible increased from \$200 to \$250; MOOP increased from
16322PA0050103	UPMC Health Options	IND	Silver \$1,750 CSR 94	No changes made
16322PA0050103	UPMC Health Options	IND	Silver \$1,750 CSR 87	Increased deductible from \$600 to \$700; Increased MOOP from \$2,450 to \$2,600

16322PA0050103	UPMC Health Options	IND	Silver \$1,750 CSR 73	Deductible decreased from \$1,425 to \$1,400; RX deductible increased from \$200 to \$250; MOOP increased from
16322PA0050103	UPMC Health Options	IND	Silver \$1,750	Deductible decreased from \$1,425 to \$1,400; RX deductible increased from \$200 to \$250; MOOP increased from
16322PA0040007	UPMC Health Options	IND	Silver \$1,750 CSR 94	No changes made
16322PA0040007	UPMC Health Options	IND	Silver \$1,750 CSR 87	Increased deductible from \$600 to \$700; Increased MOOP from \$2,450 to \$2,600
16322PA0040007	UPMC Health Options	IND	Silver \$1,750 CSR 73	Deductible decreased from \$1,425 to \$1,400; RX deductible increased from \$200 to \$250; MOOP increased from
16322PA0040007	UPMC Health Options	IND	Silver \$1,750	Deductible decreased from \$1,425 to \$1,400; RX deductible increased from \$200 to \$250; MOOP increased from
16322PA0050105	UPMC Health Options	IND	Silver HSA (Off Marketplace Only)	Increased MOOP from \$4,300 to \$5,000; Changed PCP from subject to Deductible + Coinsurance to just
16322PA0050108	UPMC Health Options	IND	Silver HSA (Off Marketplace Only)	Increased MOOP from \$4,300 to \$5,000; Changed PCP from subject to Deductible + Coinsurance to just
16322PA0040025	UPMC Health Options	IND	Silver HSA (Off Marketplace Only)	Increased MOOP from \$4,300 to \$5,000; Changed PCP from subject to Deductible + Coinsurance to just
16322PA0050029	UPMC Health Options	IND	Silver \$0 CSR 94	No changes made
16322PA0050029	UPMC Health Options	IND	Silver \$0 CSR 87	Increased MOOP from \$2,450 to \$2,600
16322PA0050029	UPMC Health Options	IND	Silver \$0 CSR 73	Increased Rx deductible from \$75 to \$250; Increased MOOP from \$5,850 to \$6,300; Inpatient hospital services and
16322PA0050029	UPMC Health Options	IND	Silver \$0	Increased Rx deductible from \$75 to \$250; Increased MOOP from \$5,850 to \$6,300; Inpatient hospital services and
16322PA0050102	UPMC Health Options	IND	Silver \$0 CSR 94	No changes made
16322PA0050102	UPMC Health Options	IND	Silver \$0 CSR 87	Increased MOOP from \$2,450 to \$2,600

16322PA0050102	UPMC Health Options	IND	Silver \$0 CSR 73	Increased Rx deductible from \$75 to \$250; Increased MOOP from \$5,850 to \$6,300; Inpatient hospital services and
16322PA0050102	UPMC Health Options	IND	Silver \$0	Increased Rx deductible from \$75 to \$250; Increased MOOP from \$5,850 to \$6,300; Inpatient hospital services and
16322PA0040006	UPMC Health Options	IND	Silver \$0 CSR 94	No changes made
16322PA0040006	UPMC Health Options	IND	Silver \$0 CSR 87	Increased MOOP from \$2,450 to \$2,600
16322PA0040006	UPMC Health Options	IND	Silver \$0 CSR 73	Increased Rx deductible from \$75 to \$250; Increased MOOP from \$5,850 to \$6,300; Inpatient hospital services and
16322PA0040006	UPMC Health Options	IND	Silver \$0	Increased Rx deductible from \$75 to \$250; Increased MOOP from \$5,850 to \$6,300; Inpatient hospital services and
16322PA0050120	UPMC Health Options	IND	Silver \$2,000 (Off-marketplace only)	Deductible increased from \$1,800 to \$2,000; Rx Deductible increased from \$200 to \$250; MOOP increased from
16322PA0050121	UPMC Health Options	IND	Silver \$2,000 (Off-marketplace only)	Deductible increased from \$1,800 to \$2,000; Rx Deductible increased from \$200 to \$250; MOOP increased from
16322PA0040037	UPMC Health Options	IND	Silver \$2,000 (Off-marketplace only)	Deductible increased from \$1,800 to \$2,000; Rx Deductible increased from \$200 to \$250; MOOP increased from
16322PA0050100	UPMC Health Options	IND	Bronze \$6,950	Increased MOOP from \$7,350 to \$7,900
16322PA0050101	UPMC Health Options	IND	Bronze \$6,950	Increased MOOP from \$7,350 to \$7,900
16322PA0040024	UPMC Health Options	IND	Bronze \$6,950	Increased MOOP from \$7,350 to \$7,900
16322PA0050119	UPMC Health Options	IND	Tower Bronze \$6,950	Increased MOOP from \$7,350 to \$7,900
16322PA0050111	UPMC Health Options	IND	Catastrophic	Increased both deductible and MOOP from \$7,350 to \$7,900
16322PA0050112	UPMC Health Options	IND	Catastrophic	Increased both deductible and MOOP from \$7,350 to \$7,900

16322PA0040026	UPMC Health Options	IND	Catastrophic	Increased both deductible and MOOP from \$7,350 to \$7,900
16322PA0040046	UPMC Health Options	IND	Tower Gold \$800	New PPO plan offering for JV counties
16322PA0040042	UPMC Health Options	IND	Gold \$800	New plan offering for Eastern counties
16322PA0040044	UPMC Health Options	IND	Tower Silver \$3,500	New PPO plan offering for JV counties
16322PA0040040	UPMC Health Options	IND	Silver \$3,500	New plan offering for Eastern counties
16322PA0040045	UPMC Health Options	IND	Tower Silver \$2,000	New PPO plan offering for JV counties
16322PA0040041	UPMC Health Options	IND	Silver \$2,000	New plan offering for Eastern counties
16322PA0040043	UPMC Health Options	IND	Tower Bronze \$6,950	New PPO plan offering for JV counties
16322PA0040039	UPMC Health Options	IND	Bronze \$6,950	New plan offering for Eastern counties
16322PA0050115	UPMC Health Options	IND	Gold \$1,400/\$20	No longer will be offered
16322PA0050116	UPMC Health Options	IND	Gold \$1,400/\$20	No longer will be offered
16322PA0040028	UPMC Health Options	IND	Gold \$1,400/\$20	No longer will be offered
16322PA0050113	UPMC Health Options	IND	Silver \$3,500/\$30	No longer will be offered
16322PA0050114	UPMC Health Options	IND	Silver \$3,500/\$30	No longer will be offered
16322PA0040027	UPMC Health Options	IND	Silver \$3,500/\$30	No longer will be offered

16322PA0040029	UPMC Health Options	IND	UPMC Advantage Inside Advantage for Individuals Bronze \$6,950/\$35 - Premium Network	No longer will be offered
16322PA0040030	UPMC Health Options	IND	UPMC Advantage Inside Advantage for Individuals Silver HSA \$2,700/20% - Premium Network	No longer will be offered
16322PA0040031	UPMC Health Options	IND	UPMC Advantage Inside Advantage for Individuals Silver \$1,750/\$50 - Premium Network	No longer will be offered
16322PA0040032	UPMC Health Options	IND	UPMC Advantage Inside Advantage for Individuals Silver \$3,500/\$25 - Premium Network	No longer will be offered
16322PA0040033	UPMC Health Options	IND	UPMC Advantage Inside Advantage for Individuals Silver \$0/\$50 - Premium Network	No longer will be offered
16322PA0040034	UPMC Health Options	IND	UPMC Advantage Inside Advantage for Individuals Gold \$800/\$20 - Premium Network	No longer will be offered
16322PA0040035	UPMC Health Options	IND	UPMC Advantage Inside Advantage for Individuals Platinum \$250/\$20 - Premium Network	No longer will be offered
16322PA0040038	UPMC Health Options	IND	UPMC Advantage Inside Advantage for Individuals Silver \$1,800/\$50 - Premium Network	No longer will be offered
16322PA0050122	UPMC Health Options	IND	Tower UPMC Advantage Silver \$3,550/\$25 - Tower Network	No longer will be offered

16322PA0040036	UPMC Health Options	IND	UPMC Advantage Catastrophic \$7,900/\$0 – Premium Network	No longer will be offered
----------------	---------------------------	-----	--	---------------------------

PA Rate Template Part I
Data Relevant to the Rate Filing

Table 0. Identifying Information

Carrier Name:	UPMC Health Options, Inc.
Product(s):	PPO, EPO
Market Segment:	Individual
Rate Effective Date:	1/1/2019
Base Period Start Date:	1/1/2017
Date of Most Recent Membership:	2/1/2018

to 12/31/2019
to 12/31/2017

Table 1. Number of Members

Average Age	Member-months Experience Period	Members Current Period (as of 02-01-2018)	Member-months Projected Rating Period
	43.5	84.2	84.5
Total	1,643,818	142,879	2,025,614
<18	154,089	11,077	165,804
18-24	113,542	9,286	131,696
25-29	131,105	11,402	161,294
30-34	115,276	10,279	145,776
35-39	107,478	9,663	137,042
40-44	105,217	9,389	133,026
45-49	135,022	11,796	167,282
50-54	175,871	13,275	216,631
55-59	240,421	20,890	286,284
60-63	274,695	24,383	352,893
64+	61,091	5,209	117,693

*Tables 1, 2 and 4 must include data for all non-grandfathered business (ACA compliant and Transitional)

Table 2. Experience Period Claims and Premiums

Earned Premium	Paid Claims	Ultimate Incurred Claims	Member Months	Estimated Cost Sharing (Member + HMO)	Allowed Claims (Non-Capitated)	Non-EHB portion of Allowed Claims	Total Prescription Drug Rebates*	Total EHB Capitation	Total Non-EHB Capitation	Estimated Risk Adjustment
\$ 620,896,879.61	\$ 169,174,311.61	\$ 174,245,008.35	1,643,818	\$ 128,320,568.17	\$ 715,403,162.09	\$ 1,548,684.52	\$ (28,047,979.21)	\$	\$	\$ (40,295,766.00)
Experience Period Total Allowed EHB Claims + EHB Capitation PMPM (net of prescription drug rebates)										
Loss Ratio										
Express Prescription Drug Rebates as a negative number										
\$ 429.37										
\$ 54.67%										

*Express Prescription Drug Rebates as a negative number

Table 3. Trend Components

Service Category	Cost*	Utilization*	Induced Demand*	Composite UREI Trend**	Weight*
Inpatient Hospital	9.07%	0.34%	0.00%	9.34%	18.33%
Outpatient Hospital	2.79%	0.52%	0.00%	3.38%	28.02%
Professional	1.97%	1.08%	0.87%	3.90%	20.30%
Other Medical	9.27%	0.00%	18.08%	11.03%	11.03%
Capitation			0.00%	0.00%	0.00%
Prescription Drugs	18.11%	0.21%	0.00%	10.08%	22.22%
Total Annual Trend				7.21%	100.00%
Months of Trend				24	
Total Applied Trend Projection Factor				1.149	

* Express Cost, Utilization, Induced Utilization and Weight as percentages

** Shoulds UREI Trend

Table 4. Historical Experience

Month-Year	Total Annual Premium	Incurred Claims	Completion Factors*	Ultimate Incurred Claims	Members	Ultimate Incurred PMPM	Estimated Annual Cost Sharing (Member + HMO)	Prescription Drug Rebates**	Allowed Claims (Net of Prescription Drug Rebates)	Allowed PMPM
Jan-14	\$	2,135.23	1.0000	\$ 2,135.23	7	\$ 333.61	\$	\$ (89.54)	\$ 2,222.78	\$ 374.68
Feb-14	\$	1,703.52	1.0000	\$ 1,703.52	7	\$ 243.36	\$	\$ (89.54)	\$ 2,738.08	\$ 391.28
Mar-14	\$	5,175.42	1.0000	\$ 5,175.42	7	\$ 767.92	\$	\$ (89.54)	\$ 5,770.22	\$ 824.32
Apr-14	\$	7,578.64	1.0000	\$ 7,578.64	7	\$ 1,082.69	\$	\$ (89.54)	\$ 8,141.36	\$ 1,163.09
May-14	\$	5,765.37	1.0000	\$ 5,765.37	7	\$ 823.62	\$	\$ (89.54)	\$ 6,011.87	\$ 858.84
Jun-14	\$	7,715.91	1.0000	\$ 7,715.91	7	\$ 1,102.27	\$	\$ (89.54)	\$ 8,148.46	\$ 1,164.07
Jul-14	\$	7,615.52	1.0000	\$ 7,615.52	8	\$ 956.95	\$	\$ (113.28)	\$ 8,434.48	\$ 1,054.31
Aug-14	\$	14,698.57	1.0000	\$ 14,698.57	9	\$ 1,639.95	\$	\$ (147.98)	\$ 14,823.81	\$ 1,647.09
Sep-14	\$	11,039.31	1.0000	\$ 11,039.31	9	\$ 1,236.55	\$	\$ (177.98)	\$ 11,126.39	\$ 1,236.27
Oct-14	\$	13,682.38	1.0000	\$ 13,682.38	9	\$ 1,521.44	\$	\$ (127.98)	\$ 13,812.28	\$ 1,627.03
Nov-14	\$	11,643.47	1.0000	\$ 11,643.47	10	\$ 1,164.35	\$	\$ (142.20)	\$ 11,639.48	\$ 1,162.55
Dec-14	\$ 52,418.26	\$ 14,732.41	1.0000	\$ 14,732.41	12	\$ 1,227.70	\$ 6,355.09	\$ (170.64)	\$ 15,670.76	\$ 1,305.90
Jan-15	\$	10,903,265.22	1.0000	\$ 10,903,265.22	38,102	\$ 286.16	\$	\$ (84,810.44)	\$ 10,988,044.26	\$ 351.55
Feb-15	\$	12,395,831.38	1.0000	\$ 12,395,831.38	44,106	\$ 281.05	\$	\$ (82,710.23)	\$ 12,478,541.61	\$ 341.83
Mar-15	\$	16,933,702.44	1.0000	\$ 16,933,702.44	53,445	\$ 316.25	\$	\$ (81,409.90)	\$ 17,015,112.34	\$ 380.38
Apr-15	\$	17,922,446.14	1.0000	\$ 17,922,446.14	54,073	\$ 331.45	\$	\$ (84,918.00)	\$ 18,007,364.14	\$ 388.67
May-15	\$	18,228,572.83	1.0000	\$ 18,228,572.83	54,241	\$ 336.07	\$	\$ (77,130.00)	\$ 18,305,702.83	\$ 390.74
Jun-15	\$	19,802,721.38	1.0000	\$ 19,802,721.38	54,303	\$ 364.67	\$	\$ (77,188.66)	\$ 19,879,910.04	\$ 419.75
Jul-15	\$	19,390,282.02	1.0000	\$ 19,390,282.02	54,518	\$ 355.67	\$	\$ (77,245.90)	\$ 19,467,527.92	\$ 408.44
Aug-15	\$	20,747,190.10	1.0000	\$ 20,747,190.10	54,894	\$ 377.95	\$	\$ (78,105.68)	\$ 20,825,295.77	\$ 417.77
Sep-15	\$	18,734,737.95	1.0000	\$ 18,734,737.95	55,151	\$ 340.06	\$	\$ (78,247.22)	\$ 18,812,985.17	\$ 386.87
Oct-15	\$	20,367,505.67	1.0000	\$ 20,367,505.67	55,302	\$ 368.30	\$	\$ (78,194.44)	\$ 20,445,699.11	\$ 420.80
Nov-15	\$	20,046,115.16	1.0000	\$ 20,046,115.16	55,356	\$ 362.13	\$	\$ (80,110.33)	\$ 20,126,225.49	\$ 418.41
Dec-15	\$ 170,035,700.45	\$ 20,932,307.40	1.0000	\$ 20,932,307.40	55,852	\$ 374.78	\$ 43,187,205.44	\$ (784,215.44)	\$ 21,716,512.84	\$ 424.51
Jan-16	\$	29,363,924.20	1.0000	\$ 29,363,924.20	104,623	\$ 280.66	\$	\$ (1,487,739.60)	\$ 27,876,184.60	\$ 308.68
Feb-16	\$	36,421,765.86	1.0000	\$ 36,421,765.86	110,722	\$ 328.95	\$	\$ (1,574,468.80)	\$ 34,847,297.06	\$ 355.24
Mar-16	\$	43,027,564.62	1.0000	\$ 43,027,564.62	114,417	\$ 358.58	\$	\$ (1,637,009.70)	\$ 41,390,554.92	\$ 439.95
Apr-16	\$	39,110,042.57	1.0000	\$ 39,110,042.57	113,957	\$ 343.20	\$	\$ (1,620,468.54)	\$ 37,489,574.03	\$ 405.30
May-16	\$	40,159,802.28	1.0000	\$ 40,159,802.28	112,966	\$ 355.90	\$	\$ (1,606,875.50)	\$ 38,552,926.78	\$ 414.72
Jun-16	\$	40,079,851.35	1.0000	\$ 40,079,851.35	112,080	\$ 357.57	\$	\$ (1,593,919.80)	\$ 38,485,931.55	\$ 413.53
Jul-16	\$	39,871,164.11	1.0000	\$ 39,871,164.11	111,448	\$ 357.76	\$	\$ (1,584,790.56)	\$ 38,286,373.55	\$ 409.24
Aug-16	\$	42,292,117.03	1.0000	\$ 42,292,117.03	110,687	\$ 395.12	\$	\$ (1,573,969.14)	\$ 40,718,147.89	\$ 455.03
Sep-16	\$	42,678,022.28	1.0000	\$ 42,678,022.28	109,833	\$ 388.57	\$	\$ (1,565,812.76)	\$ 41,242,210.02	\$ 461.14
Oct-16	\$	43,432,910.46	0.9981	\$ 43,516,226.43	108,955	\$ 399.40	\$	\$ (1,549,340.10)	\$ 41,966,886.33	\$ 450.89
Nov-16	\$	42,276,662.89	0.9972	\$ 42,372,804.33	107,587	\$ 393.84	\$	\$ (1,529,887.14)	\$ 40,846,917.19	\$ 443.24
Dec-16	\$ 409,585,471.10	\$ 43,316,167.08	0.9972	\$ 43,436,203.66	105,384	\$ 412.13	\$ 97,936,412.80	\$ (1,496,702.60)	\$ 44,932,506.06	\$ 459.64
Jan-17	\$	40,683,390.35	0.9973	\$ 40,793,963.93	139,564	\$ 292.30	\$	\$ (1,381,138.04)	\$ 39,312,825.89	\$ 404.51
Feb-17	\$	41,778,416.12	0.9973	\$ 41,892,397.05	142,702	\$ 293.57	\$	\$ (1,434,874.24)	\$ 39,467,521.81	\$ 391.64
Mar-17	\$	48,767,882.28	0.9973	\$ 48,903,093.98	143,923	\$ 336.30	\$	\$ (1,465,722.40)	\$ 47,437,371.58	\$ 437.89
Apr-17	\$	44,461,744.22	0.9976	\$ 44,568,676.51	142,289	\$ 313.23	\$	\$ (1,427,818.71)	\$ 43,140,857.80	\$ 401.73
May-17	\$	47,817,729.60	0.9973	\$ 47,954,785.08	140,173	\$ 342.14	\$	\$ (1,391,727.80)	\$ 46,563,057.28	\$ 434.37
Jun-17	\$	46,800,048.01	0.9994	\$ 47,095,162.48	138,641	\$ 339.69	\$	\$ (1,365,164.71)	\$ 45,529,997.77	\$ 425.24
Jul-17	\$	45,660,476.62	0.9935	\$ 45,960,773.87	137,158	\$ 335.09	\$	\$ (1,340,290.20)	\$ 44,620,483.67	\$ 411.48
Aug-17	\$	51,691,899.39	0.9998	\$ 52,172,362.19	135,716	\$ 384.41	\$	\$ (1,315,688.79)	\$ 50,856,673.40	\$ 455.03
Sep-17	\$	45,603,414.81	0.9871	\$ 46,200,739.06	134,061	\$ 346.19	\$	\$ (1,292,439.21)	\$ 44,908,299.85	\$ 419.31
Oct-17	\$	53,710,704.28	0.9836	\$ 54,637,626.82	132,451	\$ 412.51	\$	\$ (1,250,968.81)	\$ 53,386,658.01	\$ 464.83
Nov-17	\$	52,963,800.87	0.9788	\$ 54,230,364.45	130,785	\$ 416.24	\$	\$ (1,223,015.51)	\$ 53,007,348.94	\$ 463.38
Dec-17	\$ 620,896,879.61	\$ 50,038,045.06	0.9621	\$ 51,976,729.37	126,849	\$ 409.75	\$ 161,158,453.20	\$ (1,164,395.23)	\$ 51,812,334.14	\$ 451.43

* Express Completion Factor as a percentage

** Express Prescription Drug Rebates as a negative number

Carrier Name: UPMC Health Options, Inc.
Product(s): PPO, EPO
Market Segment: Individual
Rate Effective Date: 1/1/2019

Table 2b. Manual Experience Period Claims and Premiums

Earned Premium	Paid Claims	Ultimate Incurred Claims	Member Months	Estimated Cost Sharing (Member & HHS)	Allowed Claims (Non-Capitated)	Non-EHB portion of Allowed Claims	Total Prescription Drug Rebates*	Total EHB Capitation	Total Non-EHB Capitation	Estimated Risk Adjustment
\$ 620,896,879.67	\$ 569,574,311.63	\$ 574,245,008.35	1,643,818	\$ 128,320,568.17	\$ 735,403,162.05	\$ 1,548,694.52	\$ (28,047,979.25)	\$ -	\$ -	\$ (40,395,766.00)
Experience Period Total Allowed EHB Claims + EHB Capitation PMPM (net of prescription drug rebates)										\$ 429.37
Loss Ratio										94.07%

*Express Prescription Drug Rebates as a negative number

Table 3b. Manual Trend Components

Service Category	Cost*	Utilization*	Induced Utilization*	Composite URRT Trend**	Weight*
Inpatient Hospital	9.07%	0.24%	0.00%	9.34%	18.35%
Outpatient Hospital	2.79%	0.57%	0.00%	3.38%	28.07%
Professional	1.97%	-1.08%	0.00%	0.87%	20.30%
Other Medical	9.27%	8.06%	0.00%	18.08%	11.03%
Capitation				0.00%	0.00%
Prescription Drugs				10.08%	22.25%
Total Annual Trend	10.31%	-0.21%	0.00%	7.21%	100.00%
Months of Trend				24	
Total Applied Trend Projection Factor				1.149	

* Express Cost, Utilization, Induced Utilization and Weight as percentages

** Should = URRT Trend

Table 4b. Historical Manual Experience

Month-Year	Total Annual Premium	Incurred Claims	Completion Factors*	Ultimate Incurred Claims	Members	Ultimate Incurred PMPM	Estimated Annual Cost Sharing (Member + HHS)	Prescription Drug Rebates**	Allowed Claims (Net of Prescription Drug Rebates)	Allowed PMPM
Jan-14	\$ 52,418.26	\$ 2,335.25	1.0000	\$ 2,335.25	7	333.61	\$ 6,355.09	\$ (99.54)	\$ 2,622.78	\$ 374.68
Feb-14		\$ 1,703.52	1.0000	\$ 1,703.52	7	243.36		\$ (99.54)	\$ 2,798.98	\$ 391.28
Mar-14		\$ 5,375.42	1.0000	\$ 5,375.42	7	767.92		\$ (99.54)	\$ 5,770.29	\$ 824.32
Apr-14		\$ 7,578.84	1.0000	\$ 7,578.84	7	1,082.69		\$ (99.54)	\$ 8,141.36	\$ 1,163.05
May-14		\$ 5,765.37	1.0000	\$ 5,765.37	7	823.62		\$ (99.54)	\$ 6,011.87	\$ 858.84
Jun-14		\$ 7,715.91	1.0000	\$ 7,715.91	7	1,102.27		\$ (99.54)	\$ 8,148.46	\$ 1,164.07
Jul-14		\$ 7,815.57	1.0000	\$ 7,815.57	8	976.95		\$ (113.76)	\$ 8,434.48	\$ 1,054.31
Aug-14		\$ 14,696.57	1.0000	\$ 14,696.57	9	1,632.95		\$ (127.98)	\$ 14,823.83	\$ 1,647.09
Sep-14		\$ 11,039.31	1.0000	\$ 11,039.31	9	1,226.59		\$ (127.98)	\$ 11,126.39	\$ 1,236.27
Oct-14		\$ 23,682.94	1.0000	\$ 23,682.94	9	2,631.44		\$ (127.98)	\$ 23,913.28	\$ 2,657.03
Nov-14		\$ 11,643.47	1.0000	\$ 11,643.47	10	1,164.35		\$ (142.20)	\$ 11,629.48	\$ 1,162.95
Dec-14		\$ 14,732.41	1.0000	\$ 14,732.41	12	1,227.70		\$ (170.64)	\$ 15,670.76	\$ 1,305.90
Jan-15	\$ 170,035,700.46	\$ 10,903,265.22	1.0000	\$ 10,903,265.22	38,102	\$ 286.16	\$ 43,387,205.44	\$ (541,810.44)	\$ 13,394,644.26	\$ 351.55
Feb-15		\$ 12,395,931.38	1.0000	\$ 12,395,931.38	44,106	\$ 281.05		\$ (627,187.32)	\$ 15,076,227.05	\$ 341.82
Mar-15		\$ 16,933,702.44	1.0000	\$ 16,933,702.44	53,545	\$ 316.25		\$ (761,409.90)	\$ 20,367,244.11	\$ 380.38
Apr-15		\$ 17,922,446.14	1.0000	\$ 17,922,446.14	54,073	\$ 331.45		\$ (768,918.06)	\$ 21,016,454.44	\$ 388.67
May-15		\$ 18,228,572.83	1.0000	\$ 18,228,572.83	54,241	\$ 336.07		\$ (771,307.02)	\$ 21,194,144.30	\$ 390.74
Jun-15		\$ 19,802,721.38	1.0000	\$ 19,802,721.38	54,303	\$ 364.67		\$ (772,188.66)	\$ 22,793,534.21	\$ 419.75
Jul-15		\$ 19,390,282.02	1.0000	\$ 19,390,282.02	54,518	\$ 355.67		\$ (775,245.96)	\$ 22,267,414.97	\$ 408.44
Aug-15		\$ 20,747,140.10	1.0000	\$ 20,747,140.10	54,894	\$ 377.95		\$ (780,592.68)	\$ 23,262,555.87	\$ 423.77
Sep-15		\$ 18,754,737.95	1.0000	\$ 18,754,737.95	55,151	\$ 340.06		\$ (784,247.22)	\$ 21,336,136.81	\$ 386.87
Oct-15		\$ 20,367,505.67	1.0000	\$ 20,367,505.67	55,302	\$ 368.30		\$ (786,394.44)	\$ 23,281,742.41	\$ 420.99
Nov-15		\$ 20,046,215.16	1.0000	\$ 20,046,215.16	55,356	\$ 362.13		\$ (787,162.32)	\$ 23,161,444.12	\$ 418.41
Dec-15		\$ 20,932,307.40	1.0000	\$ 20,932,307.40	55,852	\$ 374.78		\$ (794,215.44)	\$ 23,709,811.12	\$ 424.51
Jan-16	\$ 409,585,471.50	\$ 29,363,924.29	1.0000	\$ 29,363,924.29	104,623	\$ 280.66	\$ 97,936,412.80	\$ (1,487,739.06)	\$ 37,515,388.86	\$ 358.58
Feb-16		\$ 36,421,765.86	1.0000	\$ 36,421,765.86	110,722	\$ 328.95		\$ (1,574,466.84)	\$ 44,845,031.91	\$ 405.02
Mar-16		\$ 41,027,564.62	1.0000	\$ 41,027,564.62	114,417	\$ 358.58		\$ (1,627,009.74)	\$ 50,339,302.67	\$ 439.96
Apr-16		\$ 39,110,042.57	1.0000	\$ 39,110,042.57	113,957	\$ 343.20		\$ (1,620,468.54)	\$ 46,187,317.39	\$ 405.30
May-16		\$ 40,159,002.28	1.0000	\$ 40,159,002.28	112,966	\$ 355.50		\$ (1,606,376.52)	\$ 46,854,553.46	\$ 414.77
Jun-16		\$ 40,079,851.35	1.0000	\$ 40,079,851.35	112,090	\$ 357.57		\$ (1,593,919.80)	\$ 46,352,606.47	\$ 413.53
Jul-16		\$ 39,871,164.11	1.0000	\$ 39,871,164.11	111,448	\$ 357.76		\$ (1,584,790.56)	\$ 45,608,939.53	\$ 409.24
Aug-16		\$ 43,292,117.03	1.0000	\$ 43,292,117.03	110,687	\$ 391.12		\$ (1,573,969.14)	\$ 49,258,746.47	\$ 465.03
Sep-16		\$ 42,678,022.28	1.0000	\$ 42,678,022.28	109,833	\$ 388.57		\$ (1,561,825.26)	\$ 48,452,221.76	\$ 441.14
Oct-16		\$ 43,432,910.46	0.9981	\$ 43,516,236.43	108,955	\$ 399.40		\$ (1,549,340.10)	\$ 49,126,803.91	\$ 450.89
Nov-16		\$ 42,276,662.89	0.9977	\$ 42,372,304.33	107,587	\$ 393.84		\$ (1,529,887.14)	\$ 47,471,998.09	\$ 441.24
Dec-16		\$ 43,316,167.06	0.9972	\$ 43,436,203.66	105,394	\$ 412.13		\$ (1,498,702.68)	\$ 48,443,205.71	\$ 459.64
Jan-17	\$ 620,896,879.67	\$ 40,683,390.35	0.9973	\$ 40,793,965.93	139,564	\$ 292.30	\$ 161,158,153.70	\$ (2,381,338.04)	\$ 56,454,604.50	\$ 404.51
Feb-17		\$ 41,778,916.12	0.9973	\$ 41,892,397.05	142,702	\$ 293.57		\$ (2,434,874.26)	\$ 55,887,797.83	\$ 391.64
Mar-17		\$ 46,267,892.28	0.9972	\$ 46,404,001.98	149,923	\$ 326.30		\$ (2,455,723.34)	\$ 63,037,503.67	\$ 437.99
Apr-17		\$ 44,461,744.22	0.9976	\$ 44,568,676.51	142,289	\$ 313.23		\$ (2,427,828.23)	\$ 57,161,207.68	\$ 401.73
May-17		\$ 47,817,779.60	0.9971	\$ 47,958,785.08	140,173	\$ 342.14		\$ (2,391,727.96)	\$ 60,886,723.96	\$ 434.37
Jun-17		\$ 46,890,048.03	0.9956	\$ 47,095,167.68	138,642	\$ 339.69		\$ (2,365,608.16)	\$ 58,956,314.76	\$ 425.24
Jul-17		\$ 45,660,476.62	0.9935	\$ 45,960,773.27	137,158	\$ 335.09		\$ (2,340,290.20)	\$ 56,437,603.79	\$ 411.48
Aug-17		\$ 51,691,899.39	0.9908	\$ 52,171,362.19	135,716	\$ 384.41		\$ (2,315,688.79)	\$ 63,112,303.84	\$ 465.03
Sep-17		\$ 45,603,614.81	0.9871	\$ 46,200,738.89	134,066	\$ 344.61		\$ (2,287,521.71)	\$ 56,218,217.33	\$ 419.33
Oct-17		\$ 53,710,204.28	0.9830	\$ 54,637,626.82	132,451	\$ 412.51		\$ (2,259,968.81)	\$ 61,546,718.69	\$ 464.83
Nov-17		\$ 52,969,800.87	0.9768	\$ 54,230,364.45	130,285	\$ 416.24		\$ (2,233,015.51)	\$ 60,371,392.28	\$ 463.38
Dec-17		\$ 50,038,045.06	0.9627	\$ 51,976,729.37	126,849	\$ 409.75		\$ (2,164,395.23)	\$ 57,264,794.49	\$ 451.44

* Express Completion Factor as a percentage

**Express Prescription Drug Rebates as a negative number

PA Rate Template Part II

Rate Development and Change

Carrier Name: UPMC Health Options, Inc.
 Product(s): PPO, EPO
 Market Segment: Individual
 Rate Effective Date: 1/1/2019

Table 5. Development of the Projected Index Rate, Market-Adjusted Index Rate, and Total Allowed Claims

Development of the Projected Index Rate	Actual Experience Data	Manual Data	
Total Allowed EHB Claims + EHB Capitation PMPM (net of prescription drug rebates) PMPM	\$ 429.37	\$ 429.37	< Actual Experience PMPM should be consistent with the Index Rate for Experience Period on URRT
Two year trend projection factor	1.149	1.149	
Unadjusted Projected Allowed EHB Claims PMPM	\$ 493.47	\$ 493.47	
Single Risk Pool Adjustment Factors			
Change in Morbidity	1.060	1.060	< See URRT Instructions
Change in Other	1.090	1.090	
Change in Demographics	1.000	1.000	< See URRT Instructions
Change in Network	1.090	1.090	< See URRT Instructions
Change in Benefits	1.000	1.000	< See URRT Instructions
Change in Other	1.000	1.000	< See URRT Instructions
Total Adjusted Projected Allowed EHB Claims PMPM	\$ 570.15	\$ 570.15	
Credibility Factors	100%	0%	< See Instructions
Blended Projected EHB Claims PMPM	\$	\$ 570.15	< Projected Index Rate
Development of the Market-Adjusted Index Rate and Total Allowed Claims			
Adjusted Projected Allowed EHB Claims PMPM	\$ 570.15		< Index Rate for Projection Period on URRT - Individual or First Quarter Small Group
Adjusted Projected Allowed EHB Claims PMPM [will only populate for small group filings]	\$ 0.732		< Paid to Allowed Average Factor in Projection Period on URRT
Projected Paid to Allowed Ratio			
Projected Paid EHB Claims PMPM	\$ 417.23		
Market-wide Adjustments			
Projected Risk Adjustment PMPM	\$ (29.97)		
Projected Paid Exchange User Fees PMPM	\$ 11.83		
Market-Adjusted Projected Paid EHB Claims PMPM	\$ 459.03		
Market-Adjusted Projected Allowed EHB Claims PMPM	\$ 627.27		< Market-Adjusted Index Rate
Projected Allowed Non-EHB Claims PMPM	\$ 1.25		
Market-Adjusted Projected Paid Total Claims PMPM	\$ 459.95		
Market-Adjusted Projected Allowed Total Claims PMPM	\$ 628.52		

Table 6. Retention

Retention Items - Express in percentages	Percentages	PMPM Amounts	
Administrative Expenses	11.46%	\$61.11	
General and Claims	8.52%	\$45.51	
Agent/Broker Fees and Commissions	0.35%	\$1.85	
Quality Improvement Initiatives	2.58%	\$13.75	
Taxes and Fees	0.42%	\$2.24	
PCORI Fees	0.00%	\$0.00	
PA Premium Tax (if applicable)	0.00%	\$0.00	
Federal Income Tax	0.42%	\$2.24	
Health Insurance Providers Fee (Prorated for Small Groups only)	0.00%	\$0.00	
Profit/Contingency (after tax)	2.00%	\$10.68	
Total Retention	13.86%	\$74.03	
Projected Required Revenue PMPM	\$ 533.98		< Single Pool Gross Premium Avg. Rate, PMPM on URRT

Table 8. Components of Rate Change

Rate Components	2018	2019	Difference	Percent Change
A. Calibrated Plan Adjusted Index Rate (PMPM)	\$ 276.03	\$ 281.64	\$ 5.61	2.0%
B. Base period allowed claims before normalization	\$ 422.17	\$ 429.37	\$ 7.20	2.6%
C. Normalization factor component of change	\$ (188.82)	\$ (211.40)	\$ -22.58	-8.2%
D. Change in Normalized Allowed Claims Adjustment Components				
D1. Base period allowed claims after normalization	\$ 233.35	\$ 217.97	\$ (15.38)	-5.6%
D2. URRT Trend	\$ 33.89	\$ 32.54	\$ (1.34)	-0.5%
D3. URRT Morbidity	\$ 16.03	\$ 15.03	\$ (1.00)	-0.4%
D4. URRT Other	\$ 5.57	\$ 23.90	\$ 18.33	6.6%
D5. Normalized URRT RA/Ri on an allowed basis	\$ (2.71)	\$ 20.79	\$ 23.51	8.9%
D6. Normalized Exchange User Fee on an allowed basis	\$ 7.46	\$ 8.20	\$ 0.74	0.3%
D7. Subtotal - Sum(D1-D6)	\$ 293.59	\$ 318.44	\$ 24.85	9.0%
E. Change in Allowable Plan Adjusted Level Components				
E1. Network	\$ 0.21	\$ (6.79)	\$ (7.00)	-2.5%
E2. Pricing AV	\$ (79.84)	\$ (84.29)	\$ (4.46)	-1.6%
E3. Benefit Richness	\$ (3.27)	\$ 0.15	\$ 3.41	1.2%
E4. Catastrophic Eligibility	\$ 52.63	\$ -	\$ (52.63)	-19.1%
E5. Subtotal - Sum(E1-E4)	\$ (30.27)	\$ (90.93)	\$ (60.67)	-22.0%
F. Change in Retention Components				
F1. Administrative Expenses	\$ 22.67	\$ 32.23	\$ 9.56	3.5%
F2. Taxes and Fees	\$ 9.47	\$ 1.18	\$ (8.28)	-3.0%
F3. Profit and/or Contingency	\$ -	\$ 5.63	\$ 5.63	2.0%
F4. Subtotal - Sum(F1-F3)	\$ 32.13	\$ 39.05	\$ 6.91	2.5%
G. Change in Miscellaneous Items	\$ -	\$ 24.75	\$ 24.75	9.0%
H. Sum of Components of Rate Change (should approximate the change shown in line A)	\$ 295.45	\$ 291.30	\$ (4.15)	-1.5%

For Informational Purposes only - No input required.

Blended Base Period Unadjusted Claims before Normalization	\$ 429.37	< Index Rate of Experience Period on URRT
Blended Earned Premium	\$ 620,896,879.67	
Blended Loss Ratio	94.07%	

Table 5A. Small Group Projected Index Rate with Quarterly Trend

Effective Date	1/1/2019	4/1/2019	7/1/2019	10/1/2019	Total Single Risk Pool
# of Member Months Renewing in Quarter					-
Adjusted Projected Allowed EHB Claims PMPM Q1	\$ 570.15	\$ 570.15	\$ 570.15	\$ 570.15	\$ 570.15
Months of Trend	-	3	9	9	
Annual Trend	7.21%	7.21%	7.21%	7.21%	
Single Risk Pool Projected Allowed Claims	\$ 570.15	\$ 580.16	\$ 590.34	\$ 600.70	\$ -
Quarterly Trend Factor	100.0%	101.8%	103.5%	105.4%	0.0%
2019 Trend Factors by Quarter	#DIV/0!	#DIV/0!	#DIV/0!	#DIV/0!	

Table 7. Normalized Market-Adjusted Projected Allowed Total Claims

Normalization Factors	2018	2019
Average Age Factor	1.77%	1.83%
Average Geographic Factor	1.00%	1.07%
Average Tobacco Factor	1.00%	1.00%
Average Benefit Richness (induced demand)	1.00%	1.00%
Average Network Factor	1.00%	1.00%
Market-Adjusted Projected Allowed Total Claims PMPM	\$ 542.23	\$ 628.52
Normalized Market-Adjusted Projected Allowed Total Claims PMPM	\$ 299.72	\$ 319.07

Table 9. Year-over-Year Data to Support Table 8

	2018	2019
Paid-to-Allowed	0.726	0.732
URRT Trend (Total Applied Trend Factor)	1.145	1.149
URRT Morbidity	1.060	1.060
URRT "Other"	1.030	1.090
Risk Adjustment	\$ (3.56)	\$ 29.97
Exchange User Fee	\$ 9.79	\$ 11.83
Capitation	\$ -	\$ -
Network	1.001	0.979
Pricing AV	0.728	0.730
Benefit Richness	0.985	1.001
Catastrophic Eligibility	1.250	1.000
Administrative Expenses	8.21%	11.44%
Taxes and Fees	3.43%	0.42%
Profit and/or Contingency	0.00%	2.00%

Carrier Name:	UPMC Health Options, Inc.
Product(s):	PPO, EPO
Market Segment:	Individual
Rate Effective Date:	1/1/2019
Base Period Start Date	1/1/2017
Date of Most Recent Membership	2/1/2018
Market Adjusted Index Rate	\$ 627.27

Total Covered Lives @ 02-01-2018	142,829
----------------------------------	---------

Total Covered Lives Mapped into 2023 Plans @ 02-01-2018	Total Policyholders @ 02-01-2018
---	----------------------------------

Total Covered Lines (Reported Jan. 2018) Phone ID 03-88-3333	Total Participations (Jan. 2018 to 2018)
142,829	582,659
2,152	1,084
1,729	1,749
7,509	5,613
17,690	11,726
393	278
5,612	1,008
700	295
183	173
8,611	1,018
2,008	1,004
1,809	1,004
5,878	4,417
17,720	1,000
138	292
7,987	1,094
4,888	1,020
3,545	1,013
2,688	1,088
10,698	8,200
331	232
15,757	10,612
130	100
716	137
693	167
733	724
1,387	1,000
4,662	1,000
529	309
8,049	1,007
6,105	6,106
2,277	1,000
877	877
708	708
87	94
155	138
378	834
169	247
252	276
8	8
2,056	1,029
700	1,770
701	601
1,188	601
708	83
385	

[illegible][illegible]

PA Rate Template Part IV A - Individual
Table 11. Plan Premium Development for 21-Year-O

Carrier Name: UPMC Health Options, Inc
Product(s): PPO, EPO
Market Segment: Individual
Rate Effective Date: 1/1/2019

2019 21-year-old, Non-Tobacco Premium PMPM									
Plan Number	HIOS Plan ID (Standard Component)	1/1/2018 Plan Marketing Name	4	5	6	7	8	9	Average (weighted by enrollment by rating area)
Totals			These cells auto-fill	\$ 271.58	\$ 315.15	\$ 441.42	\$ 432.61	\$ -	\$ 288.28

Plan 1	16322PA0040006	MC Advantage Silver \$0/\$5	\$ 345.75	\$ 345.75	\$ 465.67	\$ 472.25	\$ -	\$ 413.52	\$ 360.27
Plan 2	16322PA0040007	Advantage Silver \$1,750/\$	\$ 335.79	\$ 335.79	\$ 452.26	\$ 458.65	\$ -	\$ 401.61	\$ 343.54
Plan 3	16322PA0040008	Advantage Silver \$3,500/\$	\$ 342.49	\$ 342.49	\$ 461.28	\$ 467.80	\$ -	\$ 409.62	\$ 351.47
Plan 4	16322PA0040010	IC Advantage Gold \$800/\$	\$ 364.25	\$ 364.25	\$ 490.58	\$ 497.52	\$ -	\$ 435.64	\$ 371.63
Plan 5	16322PA0040012	Advantage Platinum \$250	\$ 638.38	\$ 638.38	\$ 859.78	\$ 871.94	\$ -	\$ 763.50	\$ 641.21
Plan 6	16322PA0040024	Advantage Bronze \$6,950/\$	\$ 263.06	\$ 263.06	\$ 354.30	\$ 359.31	\$ -	\$ 314.62	\$ 272.34
Plan 7	16322PA0040025	Advantage Silver HSA \$2,70	\$ 285.28	\$ 285.28	\$ 384.23	\$ 389.66	\$ -	\$ 341.20	\$ 301.70
Plan 8	16322PA0040026	Advantage Catastrophic \$7,	\$ 249.70	\$ 249.70	\$ 336.30	\$ 341.06	\$ -	\$ 298.64	\$ 267.21
Plan 9	16322PA0040037	Advantage Silver \$2,000/\$	\$ 282.17	\$ 282.17	\$ 380.04	\$ 385.41	\$ -	\$ 337.48	\$ 286.87
Plan 10	16322PA0040039	Advantage Bronze \$6,950/\$	\$ 263.06	\$ 263.06	\$ 354.30	\$ 359.31	\$ -	\$ 314.62	\$ -
Plan 11	16322PA0040040	Advantage Silver \$3,500/\$	\$ 342.49	\$ 342.49	\$ 461.28	\$ 467.80	\$ -	\$ 409.62	\$ -
Plan 12	16322PA0040041	Advantage Silver \$2,000/\$	\$ 282.17	\$ 282.17	\$ 380.04	\$ 385.41	\$ -	\$ 337.48	\$ -
Plan 13	16322PA0040042	IC Advantage Gold \$800/\$	\$ 368.34	\$ 368.34	\$ 496.10	\$ 503.11	\$ -	\$ 440.54	\$ -
Plan 14	16322PA0040043	Advantage Bronze \$6,950/\$	\$ 263.06	\$ 263.06	\$ 354.30	\$ 359.31	\$ -	\$ 314.62	\$ -
Plan 15	16322PA0040044	Advantage Silver \$3,500/\$	\$ 342.49	\$ 342.49	\$ 461.28	\$ 467.80	\$ -	\$ 409.62	\$ -
Plan 16	16322PA0040045	Advantage Silver \$2,000/\$	\$ 282.17	\$ 282.17	\$ 380.04	\$ 385.41	\$ -	\$ 337.48	\$ -
Plan 17	16322PA0040046	IC Advantage Gold \$800/\$	\$ 368.34	\$ 368.34	\$ 496.10	\$ 503.11	\$ -	\$ 440.54	\$ -
Plan 18	16322PA0050029	PMC Advantage Silver \$0/\$	\$ 275.48	\$ 275.48	\$ 371.03	\$ 376.27	\$ -	\$ 329.47	\$ 275.48
Plan 19	16322PA0050030	MC Advantage Silver \$1,75	\$ 275.64	\$ 275.64	\$ 371.24	\$ 376.49	\$ -	\$ 329.67	\$ 275.64
Plan 20	16322PA0050031	MC Advantage Silver \$3,50	\$ 271.11	\$ 271.11	\$ 365.14	\$ 370.30	\$ -	\$ 324.25	\$ 271.13
Plan 21	16322PA0050033	MC Advantage Gold \$800/\$	\$ 292.32	\$ 292.32	\$ 393.70	\$ 399.27	\$ -	\$ 349.61	\$ 292.32
Plan 22	16322PA0050035	C Advantage Platinum \$25	\$ 513.35	\$ 513.35	\$ 691.40	\$ 701.17	\$ -	\$ 613.97	\$ 513.35
Plan 23	16322PA0050100	Advantage Bronze \$6,95	\$ 199.37	\$ 199.37	\$ 268.51	\$ 272.31	\$ -	\$ 238.44	\$ 201.58
Plan 24	16322PA0050101	C Advantage Bronze \$6,95	\$ 210.61	\$ 210.61	\$ 283.66	\$ 287.67	\$ -	\$ 251.89	\$ 210.61
Plan 25	16322PA0050102	MC Advantage Silver \$0/\$	\$ 260.77	\$ 260.77	\$ 351.21	\$ 356.18	\$ -	\$ 311.88	\$ 263.83
Plan 26	16322PA0050103	C Advantage Silver \$1,750	\$ 260.92	\$ 260.92	\$ 351.42	\$ 356.39	\$ -	\$ 312.06	\$ 262.74
Plan 27	16322PA0050104	C Advantage Silver \$3,500	\$ 256.63	\$ 256.63	\$ 345.64	\$ 350.53	\$ -	\$ 306.93	\$ 259.83
Plan 28	16322PA0050105	Advantage Silver HSA \$2,7	\$ 216.77	\$ 216.77	\$ 291.95	\$ 296.08	\$ -	\$ 259.26	\$ 218.14
Plan 29	16322PA0050106	MC Advantage Gold \$800/\$	\$ 276.71	\$ 276.71	\$ 372.68	\$ 377.95	\$ -	\$ 330.94	\$ 280.49
Plan 30	16322PA0050107	Advantage Platinum \$25	\$ 485.94	\$ 485.94	\$ 654.47	\$ 663.73	\$ -	\$ 581.18	\$ 490.18
Plan 31	16322PA0050108	Advantage Silver HSA \$2,	\$ 229.00	\$ 229.00	\$ 308.42	\$ 312.78	\$ -	\$ 273.88	\$ 229.00
Plan 32	16322PA0050111	Advantage Catastrophic \$7	\$ 189.10	\$ 189.10	\$ 254.68	\$ 258.28	\$ -	\$ 226.16	\$ 189.90
Plan 33	16322PA0050112	Advantage Catastrophic \$	\$ 199.76	\$ 199.76	\$ 269.05	\$ 272.85	\$ -	\$ 238.92	\$ 200.06
Plan 34	16322PA0050117	IC Advantage Silver \$3,50	\$ 317.44	\$ 317.44	\$ 427.54	\$ 433.58	\$ -	\$ 379.66	\$ 433.58
Plan 35	16322PA0050118	MC Advantage Gold \$800/\$	\$ 342.27	\$ 342.27	\$ 460.98	\$ 467.50	\$ -	\$ 409.35	\$ 467.42
Plan 36	16322PA0050119	C Advantage Bronze \$6,95	\$ 246.60	\$ 246.60	\$ 332.14	\$ 336.83	\$ -	\$ 294.94	\$ 336.83
Plan 37	16322PA0050120	MC Advantage Silver \$2,00	\$ 224.21	\$ 224.21	\$ 301.98	\$ 306.25	\$ -	\$ 268.16	\$ 224.21
Plan 38	16322PA0050121	C Advantage Silver \$2,000	\$ 212.24	\$ 212.24	\$ 285.85	\$ 289.90	\$ -	\$ 253.84	\$ 213.06
Plan 39	16322PA0050123	IC Advantage Silver \$2,00	\$ 262.53	\$ 262.53	\$ 353.58	\$ 358.58	\$ -	\$ 313.99	\$ -
Plan 40	16322PA0040027	Advantage Silver \$3,500/\$30 - Pre	\$ 342.49	\$ 342.49	\$ 461.28	\$ 467.80	\$ -	\$ 409.62	\$ 354.19
Plan 41	16322PA0040028	Advantage Gold \$1,400/\$20 - Pre	\$ 364.25	\$ 364.25	\$ 490.58	\$ 497.52	\$ -	\$ 435.64	\$ 380.91
Plan 42	16322PA0040029	Advantage for Individuals Bronze	\$ 263.06	\$ 263.06	\$ 354.30	\$ 359.31	\$ -	\$ 314.62	\$ 263.06
Plan 43	16322PA0040030	Advantage for Individuals Silver HS	\$ 335.79	\$ 335.79	\$ 452.26	\$ 458.65	\$ -	\$ 401.61	\$ 335.79
Plan 44	16322PA0040031	Advantage for Individuals Silver	\$ 335.79	\$ 335.79	\$ 452.26	\$ 458.65	\$ -	\$ 401.61	\$ 335.79
Plan 45	16322PA0040032	Advantage for Individuals Silver	\$ 342.49	\$ 342.49	\$ 461.28	\$ 467.80	\$ -	\$ 409.62	\$ 342.49
Plan 46	16322PA0040033	Advantage for Individuals Silver	\$ 345.75	\$ 345.75	\$ 465.67	\$ 472.25	\$ -	\$ 413.52	\$ 345.75
Plan 47	16322PA0040034	Advantage for Individuals Gold	\$ 364.25	\$ 364.25	\$ 490.58	\$ 497.52	\$ -	\$ 435.64	\$ 364.25
Plan 48	16322PA0040035	Advantage for Individuals Platinum	\$ 638.38	\$ 638.38	\$ 859.78	\$ 871.94	\$ -	\$ 763.50	\$ 638.38
Plan 49	16322PA0040036	Advantage Catastrophic \$7,350/\$30 - Pre	\$ 249.70	\$ 249.70	\$ 336.30	\$ 341.06	\$ -	\$ 298.64	\$ -
Plan 50	16322PA0050113	Advantage Silver \$3,500/\$30 - \$4	\$ 271.11	\$ 271.11	\$ 365.14	\$ 370.30	\$ -	\$ 324.25	\$ 271.11
Plan 51	16322PA0050114	Advantage Silver \$3,500/\$30 - Pa	\$ 256.63	\$ 256.63	\$ 345.64	\$ 350.53	\$ -	\$ 306.93	\$ 260.61
Plan 52	16322PA0050115	Advantage Gold \$1,400/\$20 - Se	\$ 292.32	\$ 292.32	\$ 393.70	\$ 399.27	\$ -	\$ 349.61	\$ 292.32
Plan 53	16322PA0050116	Advantage Gold \$1,400/\$20 - Par	\$ 276.71	\$ 276.71	\$ 372.68	\$ 377.95	\$ -	\$ 330.94	\$ 283.82
Plan 54	16322PA0050122	Advantage Silver \$3,550/\$25	\$ 262.53	\$ 262.53	\$ 353.58	\$ 358.58	\$ -	\$ 313.99	\$ 358.58
Plan 55	16322PA0040038	Advantage for Individuals Silver	\$ 282.17	\$ 282.17	\$ 380.04	\$ 385.41	\$ -	\$ 337.48	\$ 282.17

Change in 21-year-old Non-Tobacco Premium PMPM									
1	2	3	4	5	6	7	8	9	Average (weighted by enrollment by rating area)
2.4%	4.9%	0.2%	1.9%	3.7%	41.1%	-1.4%	0.0%	0.0%	3.0%

-2.1%	-2.1%	-2.2%	-2.1%	-2.1%	31.9%	-2.1%			2.0%
-5.3%	-5.3%	-5.4%	-5.3%	-5.3%	27.5%	-5.3%			-3.1%
-0.8%	-0.8%	-1.0%	-0.8%	-0.8%	33.5%	-0.8%			1.7%
9.5%	9.5%	9.4%	9.5%	9.5%	47.5%	9.5%			11.7%
9.8%	9.8%	9.7%	9.8%	9.8%	47.9%	9.8%			10.3%
9.5%	9.5%	9.4%	9.5%	9.5%	47.5%	9.5%			13.4%
-22.5%	-22.5%	-22.6%	-22.5%	-22.5%	4.4%	-22.5%			-18.1%
21.4%	21.4%	21.3%	21.4%	21.4%	63.5%	21.4%			29.9%
7.0%	7.0%	6.9%	7.0%	7.0%	44.1%	7.0%			8.8%
-6.4%	-6.4%	-6.5%	-6.4%	-6.4%	26.1%	-6.4%			-6.4%
-6.8%	-6.8%	-6.9%	-6.8%	-6.8%	25.6%	-6.8%			-6.8%
-5.8%	-5.8%	-5.9%	-5.8%	-5.8%	26.8%	-5.8%			-5.8%
5.4%	5.4%	5.3%	5.4%	5.4%	42.0%	5.4%			5.4%
5.9%	5.9%	5.8%	5.9%	5.9%	42.7%	5.9%			5.9%
4.7%	4.7%	4.6%	4.7%	4.7%	41.1%	4.7%			4.7%
5.2%	5.2%	5.1%	5.2%	5.2%	41.7%	5.2%			5.2%
-6.8%	-6.8%	-6.9%	-6.8%	-6.8%	25.6%	-6.8%			-6.8%
-7.2%	-7.2%	-7.3%	-7.2%	-7.2%	25.0%	-7.2%			-7.2%
-6.2%	-6.2%	-6.3%	-6.2%	-6.2%	26.3%	-6.2%			-6.2%
-25.7%	-25.7%	-25.7%	-25.7%	-25.7%	0.1%	-25.7%			-25.7%
5.0%	5.0%	4.9%	5.0%	5.0%	41.4%	5.0%			5.0%
5.5%	5.5%	5.4%	5.5%	5.5%	42.1%	5.5%			5.5%
-25.3%	-25.3%	-25.4%	-25.3%	-25.3%	0.5%	-25.3%			-25.3%
16.0%	16.0%	15.9%	16.0%	16.0%	56.3%	16.0%			16.0%
16.5%	16.5%	16.4%	16.5%	16.5%	56.9%	16.5%			16.7%
-8.1%	-8.1%	-8.2%	-8.1%	-8.1%	23.8%	-8.1%			-8.1%
2.9%	2.9%	2.8%	2.9%	2.9%	38.6%	2.9%			2.9%
2.7%	2.7%	2.5%	2.7%	2.7%	38.3%	2.7%			2.7%
2.0%	2.0%	1.9%	2.0%	2.0%	37.4%	2.0%			2.0%
1.6%	1.6%	1.4%	1.6%	1.6%	36.8%	1.6%			1.6%
-2.9%	-2.9%	-3.0%	-2.9%	-2.9%	30.8%	-2.9%			0.4%
5.2%	5.2%	5.0%	5.2%	5.2%	41.6%	5.2%			9.9%
9.8%	9.8%	9.6%	9.8%	9.8%	47.8%	9.8%			9.8%
-1.9%	-1.9%	-2.0%	-1.9%	-1.9%	32.1%	-1.9%			-1.9%
-3.9%	-3.9%	-4.0%	-3.9%	-3.9%	29.4%	-3.9%			-3.9%
-1.8%	-1.8%	-1.9%	-1.8%	-1.8%	32.2%	-1.8%			-1.8%
-1.2%	-1.2%	-1.3%	-1.2%	-1.2%	33.1%	-1.2%			-1.2%
11.4%	11.4%	11.2%	11.4%	11.4%	50.0%	11.4%			11.4%
10.5%	10.5%	10.3%	10.5%	10.5%	48.8%	10.5%			10.5%
21.4%	21.4%	21.3%	21.4%	21.4%	63.5%	21.4%			
-7.8%	-7.8%	-7.9%	-7.8%	-7.8%	24.2%	-7.8%			-7.8%
-12.7%	-12.7%	-12.8%	-12.7%	-12.7%	17.6%	-12.7%			-12.7%
1.3%	1.3%	1.2%	1.3%	1.3%	36.4%	1.3%			1.3%
0.8%	0.8%	0.7%	0.8%	0.8%	35.8%	0.8%			0.8%
-2.4%	-2.4%	-2.6%	-2.4%	-2.4%	31.4%	-2.4%			-2.4%
8.5%	8.5%	8.4%	8.5%	8.5%	46.2%	8.5%			8.5%

PA Rate Quarterly Template Part V Consumer Factors

Carrier Name:	UPMC Health Options, Inc.
Product(s):	PPO, EPO
Market Segment:	Individual
Rate Effective Date:	1/1/2019

Table 12. Age and Tobacco Factors

Projection Period Age and Tobacco Factors						
Age Band	Age Factor	Tobacco Factor		Age Band	Age Factor	Tobacco Factor
0-14	0.765			40	1.278	1.025
15	0.833			41	1.302	1.025
16	0.859			42	1.325	1.025
17	0.885			43	1.357	1.025
18	0.913	1.025		44	1.397	1.025
19	0.941	1.025		45	1.444	1.025
20	0.970	1.025		46	1.500	1.025
21	1.000	1.025		47	1.563	1.025
22	1.000	1.025		48	1.635	1.025
23	1.000	1.025		49	1.706	1.025
24	1.000	1.025		50	1.786	1.025
25	1.004	1.025		51	1.865	1.025
26	1.024	1.025		52	1.952	1.025
27	1.048	1.025		53	2.040	1.025
28	1.087	1.025		54	2.135	1.025
29	1.119	1.025		55	2.230	1.025
30	1.135	1.025		56	2.333	1.025
31	1.159	1.025		57	2.437	1.025
32	1.183	1.025		58	2.548	1.025
33	1.198	1.025		59	2.603	1.025
34	1.214	1.025		60	2.714	1.025
35	1.222	1.025		61	2.810	1.025
36	1.230	1.025		62	2.873	1.025
37	1.238	1.025		63	2.952	1.025
38	1.246	1.025		64+	3.000	1.025
39	1.262	1.025				

*PA follows the federal default age curve.

Table 13. Geographic Factors

Geographic Area Factors			
Area	Counties	Current Factor	Proposed Factor
Rating Area 1	Erie, Crawford, Warren, Venango, Forest, Clarion, McKean	1.000	1.000
Rating Area 2	Elk, Cameron, Potter	1.000	1.000
Rating Area 3	Bradford, Carbon, Clinton, Lackawanna, Luzerne, Lycoming, Sullivan, Tioga, Wyoming	1.263	1.262
Rating Area 4	Allegheny, Armstrong, Beaver, Butler, Fayette, Greene, Indiana, Lawrence, Washington, Westmoreland	1.000	1.000
Rating Area 5	Cambria, Blair, Clearfield, Bedford, Somerset, Jefferson, Huntingdon	1.000	1.000
Rating Area 6	Centre, Columbia, Lehigh, Northampton, Northumberland, Schuylkill, Snyder, Union	1.000	1.347
Rating Area 7	Adams, Berks, Lancaster, York	1.366	1.366
Rating Area 8			
Rating Area 9	Cumberland, Dauphin, Lebanon, Perry		1.196

Table 14. Network Factors

[illegible]

Company Name: UPMC Health Options, Inc.
Market: Individual
Product: PPO, EPO
Effective Date of Rates: January 1, 2019

Ending date of Rates: December 31, 2019

HIOS Plan ID (On Exchange)=>	16322PA0040006	16322PA0040006	16322PA0040006	16322PA0040006	16322PA0040006	16322PA0040007	16322PA0040007	16322PA0040007	16322PA
HIOS Plan ID (Off Exchange)=>	16322PA0040006	16322PA0040006	16322PA0040006	16322PA0040006	16322PA0040006	16322PA0040007	16322PA0040007	16322PA0040007	16322PA
Plan Marketing Name =>	antage Silver \$0/\$50 - Premium	antage Silver \$0/\$50 - Premium	antage Silver \$0/\$50 - Premium	antage Silver \$0/\$50 - Premium	antage Silver \$0/\$50 - Premium	antage Silver \$1,750/\$50 - Premium	antage Silver \$1,750/\$50 - Premium	antage Silver \$1,750/\$50 - Premium	antage Silver \$1,7
Form # =>	663	663	663	663	663	663	663	663	66
Rating Area =>	1	2	4	5	6	1	2	4	5
Network =>	Premium West w/Dominion P	Premium West w/Dominion P	Premium West w/Dominion P	Premium West w/Dominion P	Premium West w/Dominion P	Premium West w/Dominion P	Premium West w/Dominion P	Premium West w/Dominion P	Premium West
Metal =>	Silver	Silver	Silver	Silver	Silver	Silver	Silver	Silver	Sil
Deductible =>	\$0/ \$0	\$0/ \$0	\$0/ \$0	\$0/ \$0	\$0/ \$0	\$1750/ \$3500	\$1750/ \$3500	\$1750/ \$3500	\$1750/
Coinurance =>	100%	100%	100%	100%	100%	80%	80%	80%	80
Copays =>	\$50 / \$100	\$50 / \$100	\$50 / \$100	\$50 / \$100	\$50 / \$100	\$50 / \$80	\$50 / \$80	\$50 / \$80	\$50 /
OOP Maximum =>	\$7900/ \$15800	\$7900/ \$15800	\$7900/ \$15800	\$7900/ \$15800	\$7900/ \$15800	\$7900/ \$15800	\$7900/ \$15800	\$7900/ \$15800	\$7900/
Pediatric Dental (Yes/No) =>	Yes	Yes	Yes	Yes	Yes	Yes	Yes	Yes	Ye
Age Band	Non-Tobacco	Tobacco	Non-Tobacco	Tobacco	Non-Tobacco	Tobacco	Non-Tobacco	Tobacco	Non-Tobacco
0 - 14	\$264.50	\$264.50	\$264.50	\$264.50	\$264.50	\$264.50	\$356.24	\$356.24	\$256.88
15	\$288.01	\$288.01	\$288.01	\$288.01	\$288.01	\$288.01	\$387.90	\$387.90	\$279.71
16	\$297.00	\$297.00	\$297.00	\$297.00	\$297.00	\$297.00	\$400.01	\$400.01	\$288.44
17	\$305.99	\$305.99	\$305.99	\$305.99	\$305.99	\$305.99	\$412.12	\$412.12	\$297.17
18	\$315.67	\$323.56	\$315.67	\$323.56	\$315.67	\$323.56	\$425.16	\$435.79	\$306.58
19	\$325.35	\$333.48	\$325.35	\$333.48	\$325.35	\$333.48	\$438.20	\$449.15	\$315.98
20	\$335.38	\$343.76	\$335.38	\$343.76	\$335.38	\$343.76	\$451.70	\$462.99	\$325.72
21	\$345.75	\$354.39	\$345.75	\$354.39	\$345.75	\$354.39	\$465.67	\$477.31	\$335.79
22	\$345.75	\$354.39	\$345.75	\$354.39	\$345.75	\$354.39	\$465.67	\$477.31	\$335.79
23	\$345.75	\$354.39	\$345.75	\$354.39	\$345.75	\$354.39	\$465.67	\$477.31	\$335.79
24	\$345.75	\$354.39	\$345.75	\$354.39	\$345.75	\$354.39	\$465.67	\$477.31	\$335.79
25	\$347.13	\$355.81	\$347.13	\$355.81	\$347.13	\$355.81	\$467.53	\$479.22	\$337.13
26	\$354.05	\$362.90	\$354.05	\$362.90	\$354.05	\$362.90	\$476.85	\$488.77	\$343.85
27	\$362.35	\$371.40	\$362.35	\$371.40	\$362.35	\$371.40	\$488.02	\$500.22	\$351.91
28	\$375.83	\$385.23	\$375.83	\$385.23	\$375.83	\$385.23	\$506.18	\$518.84	\$365.00
29	\$386.89	\$396.57	\$386.89	\$396.57	\$386.89	\$396.57	\$521.08	\$534.11	\$375.75
30	\$392.43	\$402.24	\$392.43	\$402.24	\$392.43	\$402.24	\$528.54	\$541.75	\$381.12
31	\$400.72	\$410.74	\$400.72	\$410.74	\$400.72	\$410.74	\$539.71	\$553.20	\$389.18
32	\$409.02	\$419.25	\$409.02	\$419.25	\$409.02	\$419.25	\$550.89	\$564.66	\$397.24
33	\$414.21	\$424.56	\$414.21	\$424.56	\$414.21	\$424.56	\$557.87	\$571.82	\$402.28
34	\$419.74	\$430.23	\$419.74	\$430.23	\$419.74	\$430.23	\$565.32	\$579.46	\$407.65
35	\$422.51	\$433.07	\$422.51	\$433.07	\$422.51	\$433.07	\$569.05	\$583.27	\$410.34
36	\$425.27	\$435.90	\$425.27	\$435.90	\$425.27	\$435.90	\$572.77	\$587.09	\$413.02
37	\$428.04	\$438.74	\$428.04	\$438.74	\$428.04	\$438.74	\$576.50	\$590.91	\$415.71
38	\$430.80	\$441.57	\$430.80	\$441.57	\$430.80	\$441.57	\$580.22	\$594.73	\$418.39
39	\$436.34	\$447.24	\$436.34	\$447.24	\$436.34	\$447.24	\$587.68	\$602.37	\$423.77
40	\$441.87	\$452.92	\$441.87	\$452.92	\$441.87	\$452.92	\$595.13	\$610.00	\$429.14
41	\$450.17	\$461.42	\$450.17	\$461.42	\$450.17	\$461.42	\$606.30	\$621.46	\$437.20
42	\$458.12	\$469.57	\$458.12	\$469.57	\$458.12	\$469.57	\$617.01	\$632.44	\$444.92
43	\$469.18	\$480.91	\$469.18	\$480.91	\$469.18	\$480.91	\$631.91	\$647.71	\$455.67
44	\$483.01	\$495.09	\$483.01	\$495.09	\$483.01	\$495.09	\$650.54	\$666.80	\$469.10
45	\$499.26	\$511.74	\$499.26	\$511.74	\$499.26	\$511.74	\$672.43	\$689.24	\$484.88
46	\$518.63	\$531.59	\$518.63	\$531.59	\$518.63	\$531.59	\$698.51	\$715.97	\$503.69
47	\$540.41	\$553.92	\$540.41	\$553.92	\$540.41	\$553.92	\$727.84	\$746.04	\$524.84
48	\$565.30	\$579.43	\$565.30	\$579.43	\$565.30	\$579.43	\$761.37	\$780.40	\$549.02
49	\$589.85	\$604.60	\$589.85	\$604.60	\$589.85	\$604.60	\$794.43	\$814.29	\$572.86
50	\$617.51	\$632.95	\$617.51	\$632.95	\$617.51	\$632.95	\$831.69	\$852.48	\$599.72
51	\$644.82	\$660.94	\$644.82	\$660.94	\$644.82	\$660.94	\$868.47	\$890.19	\$626.25
52	\$674.90	\$691.78	\$674.90	\$691.78	\$674.90	\$691.78	\$908.99	\$931.71	\$655.46
53	\$705.33	\$722.96	\$705.33	\$722.96	\$705.33	\$722.96	\$949.97	\$973.72	\$685.01
54	\$738.18	\$756.63	\$738.18	\$756.63	\$738.18	\$756.63	\$994.21	\$1,019.06	\$716.91
55	\$771.02	\$790.30	\$771.02	\$790.30	\$771.02	\$790.30	\$1,038.44	\$1,064.41	\$748.81
56	\$806.63	\$826.80	\$806.63	\$826.80	\$806.63	\$826.80	\$1,086.41	\$1,113.57	\$783.40
57	\$842.59	\$863.66	\$842.59	\$863.66	\$842.59	\$863.66	\$1,134.84	\$1,163.21	\$818.32
58	\$880.97	\$903.00	\$880.97	\$903.00	\$880.97	\$903.00	\$1,186.53	\$1,216.19	\$855.59
59	\$899.99	\$922.49	\$899.99	\$922.49	\$899.99	\$922.49	\$1,212.14	\$1,242.44	\$874.06
60	\$938.37	\$961.82	\$938.37	\$961.82	\$938.37	\$961.82	\$1,263.83	\$1,293.42	\$911.33
61	\$971.56	\$995.85	\$971.56	\$995.85	\$971.56	\$995.85	\$1,308.53	\$1,341.25	\$943.57
62	\$993.34	\$1,018.17	\$993.34	\$1,018.17	\$993.34	\$1,018.17	\$1,337.87	\$1,371.32	\$964.72
63	\$1,020.65	\$1,046.17	\$1,020.65	\$1,046.17	\$1,020.65	\$1,046.17	\$1,374.66	\$1,409.02	\$991.25
64+	\$1,037.25	\$1,063.18	\$1,037.25	\$1,063.18	\$1,037.25	\$1,063.18	\$1,397.01	\$1,431.94	\$1,007.37

Company Name:
Market:
Product:
Effective Date of Rates:

HIOS Plan ID (On Exchange)=>	0040007	16322PA0040007	16322PA0040008	16322PA0040008	16322PA0040008	16322PA0040008	16322PA0040008	16322PA0040008	16322PA0040010	16322PA0040010
HIOS Plan ID (Off Exchange)=>	0040007	16322PA0040007	16322PA0040008	16322PA0040008	16322PA0040008	16322PA0040008	16322PA0040008	16322PA0040008	16322PA0040010	16322PA0040010
Plan Marketing Name =>	50/\$50 - Premium	tage Silver \$1,750/\$50 - Premium	tage Silver \$3,500/\$25 - Premium	tage Silver \$3,500/\$25 - Premium	tage Silver \$3,500/\$25 - Premium	tage Silver \$3,500/\$25 - Premium	tage Silver \$3,500/\$25 - Premium	tage Silver \$3,500/\$25 - Premium	tage Gold \$800/\$20 - Premium	tage Gold \$800/\$20 - Premium
Form # =>	63	663	663	663	663	663	663	663	663	663
Rating Area =>	6	6	1	2	4	5	6	1	2	
Network =>	w/Dominion P	Premium West w/Dominion P	Premium West w/Dominion P	Premium West w/Dominion P	Premium West w/Dominion P	Premium West w/Dominion P	Premium West w/Dominion P	Premium West w/Dominion P	Premium West w/Dominion P	Premium West w/Dominion P
Metal =>	Silver	Silver	Silver	Silver	Silver	Silver	Silver	Silver	Gold	Gold
Deductible =>	\$3500	\$1750 / \$3500	\$3500 / \$7000	\$3500 / \$7000	\$3500 / \$7000	\$3500 / \$7000	\$3500 / \$7000	\$3500 / \$7000	\$800 / \$1600	\$800 / \$1600
Coinsurance =>	%	80%	90%	90%	90%	90%	90%	90%	90%	90%
Copays =>	\$80	\$50 / \$80	\$25 / \$75	\$25 / \$75	\$25 / \$75	\$25 / \$75	\$25 / \$75	\$25 / \$75	\$20 / \$50	\$20 / \$50
OOP Maximum =>	\$15800	\$7900 / \$15800	\$7900 / \$15800	\$7900 / \$15800	\$7900 / \$15800	\$7900 / \$15800	\$7900 / \$15800	\$7900 / \$15800	\$5000 / \$10000	\$5000 / \$10000
Pediatric Dental (Yes/No) =>	Yes	Yes	Yes	Yes	Yes	Yes	Yes	Yes	Yes	Yes
Age Band	Tobacco	Non-Tobacco	Tobacco	Non-Tobacco	Tobacco	Non-Tobacco	Tobacco	Non-Tobacco	Tobacco	Non-Tobacco
0 - 14	\$256.88	\$345.98	\$345.98	\$262.00	\$262.00	\$262.00	\$262.00	\$262.00	\$262.00	\$262.00
15	\$279.71	\$376.73	\$376.73	\$285.29	\$285.29	\$285.29	\$285.29	\$285.29	\$285.29	\$285.29
16	\$288.44	\$388.49	\$388.49	\$294.20	\$294.20	\$294.20	\$294.20	\$294.20	\$294.20	\$294.20
17	\$297.17	\$400.25	\$400.25	\$303.10	\$303.10	\$303.10	\$303.10	\$303.10	\$303.10	\$303.10
18	\$314.24	\$412.91	\$423.24	\$312.69	\$320.51	\$312.69	\$320.51	\$312.69	\$320.51	\$421.15
19	\$323.88	\$425.58	\$436.22	\$322.28	\$330.34	\$322.28	\$330.34	\$322.28	\$330.34	\$434.06
20	\$333.86	\$438.69	\$449.66	\$332.22	\$340.52	\$332.22	\$340.52	\$332.22	\$340.52	\$447.44
21	\$344.18	\$452.26	\$463.57	\$342.49	\$351.05	\$342.49	\$351.05	\$342.49	\$351.05	\$461.28
22	\$344.18	\$452.26	\$463.57	\$342.49	\$351.05	\$342.49	\$351.05	\$342.49	\$351.05	\$461.28
23	\$344.18	\$452.26	\$463.57	\$342.49	\$351.05	\$342.49	\$351.05	\$342.49	\$351.05	\$461.28
24	\$344.18	\$452.26	\$463.57	\$342.49	\$351.05	\$342.49	\$351.05	\$342.49	\$351.05	\$461.28
25	\$345.56	\$454.07	\$465.42	\$343.86	\$352.46	\$343.86	\$352.46	\$343.86	\$352.46	\$463.13
26	\$352.45	\$463.11	\$474.69	\$350.71	\$359.48	\$350.71	\$359.48	\$350.71	\$359.48	\$474.35
27	\$360.71	\$473.97	\$485.82	\$358.93	\$367.90	\$358.93	\$367.90	\$358.93	\$367.90	\$483.42
28	\$374.13	\$491.61	\$503.90	\$372.29	\$381.59	\$372.29	\$381.59	\$372.29	\$381.59	\$501.41
29	\$385.14	\$506.08	\$518.73	\$383.25	\$392.83	\$383.25	\$392.83	\$383.25	\$392.83	\$516.17
30	\$390.65	\$513.32	\$526.15	\$388.73	\$398.44	\$388.73	\$398.44	\$388.73	\$398.44	\$523.55
31	\$398.91	\$524.17	\$537.27	\$396.95	\$406.87	\$396.95	\$406.87	\$396.95	\$406.87	\$534.62
32	\$407.17	\$535.02	\$548.40	\$405.17	\$415.29	\$405.17	\$415.29	\$405.17	\$415.29	\$545.69
33	\$412.33	\$541.81	\$555.35	\$410.30	\$420.56	\$410.30	\$420.56	\$410.30	\$420.56	\$552.61
34	\$417.84	\$549.04	\$562.77	\$415.78	\$426.18	\$415.78	\$426.18	\$415.78	\$426.18	\$559.99
35	\$420.59	\$552.66	\$566.48	\$418.52	\$428.99	\$418.52	\$428.99	\$418.52	\$428.99	\$563.68
36	\$423.35	\$556.28	\$570.19	\$421.26	\$431.79	\$421.26	\$431.79	\$421.26	\$431.79	\$567.37
37	\$426.10	\$559.90	\$573.90	\$424.00	\$434.60	\$424.00	\$434.60	\$424.00	\$434.60	\$571.06
38	\$428.85	\$563.52	\$577.60	\$426.74	\$437.41	\$426.74	\$437.41	\$426.74	\$437.41	\$574.75
39	\$434.36	\$570.75	\$585.02	\$432.22	\$443.03	\$432.22	\$443.03	\$432.22	\$443.03	\$582.14
40	\$439.87	\$577.99	\$592.44	\$437.70	\$448.64	\$437.70	\$448.64	\$437.70	\$448.64	\$589.52
41	\$448.13	\$588.84	\$603.56	\$445.92	\$457.07	\$445.92	\$457.07	\$445.92	\$457.07	\$600.59
42	\$456.04	\$599.24	\$614.23	\$453.80	\$465.14	\$453.80	\$465.14	\$453.80	\$465.14	\$611.20
43	\$467.06	\$613.72	\$629.06	\$464.76	\$476.38	\$464.76	\$476.38	\$464.76	\$476.38	\$625.96
44	\$480.83	\$631.81	\$647.60	\$478.46	\$490.42	\$478.46	\$490.42	\$478.46	\$490.42	\$644.41
45	\$497.00	\$653.06	\$669.39	\$494.56	\$506.92	\$494.56	\$506.92	\$494.56	\$506.92	\$666.09
46	\$516.28	\$678.39	\$695.35	\$513.74	\$526.58	\$513.74	\$526.58	\$513.74	\$526.58	\$691.92
47	\$537.96	\$706.88	\$724.55	\$535.31	\$548.69	\$535.31	\$548.69	\$535.31	\$548.69	\$720.98
48	\$562.74	\$739.45	\$757.93	\$559.97	\$573.97	\$559.97	\$573.97	\$559.97	\$573.97	\$754.19
49	\$587.18	\$771.56	\$790.84	\$584.29	\$598.90	\$584.29	\$598.90	\$584.29	\$598.90	\$786.94
50	\$614.71	\$807.74	\$827.93	\$611.69	\$626.98	\$611.69	\$626.98	\$611.69	\$626.98	\$823.85
51	\$641.90	\$843.46	\$864.55	\$638.74	\$654.71	\$638.74	\$654.71	\$638.74	\$654.71	\$860.29
52	\$671.85	\$882.81	\$904.88	\$668.54	\$685.25	\$668.54	\$685.25	\$668.54	\$685.25	\$900.42
53	\$702.14	\$922.61	\$945.68	\$698.68	\$716.15	\$698.68	\$716.15	\$698.68	\$716.15	\$941.01
54	\$734.83	\$965.58	\$989.71	\$731.22	\$749.50	\$731.22	\$749.50	\$731.22	\$749.50	\$984.83
55	\$767.53	\$1,008.54	\$1,033.75	\$763.75	\$782.85	\$763.75	\$782.85	\$763.75	\$782.85	\$1,028.65
56	\$802.98	\$1,055.12	\$1,081.50	\$799.03	\$819.00	\$799.03	\$819.00	\$799.03	\$819.00	\$1,076.17
57	\$838.78	\$1,102.16	\$1,129.71	\$834.65	\$855.51	\$834.65	\$855.51	\$834.65	\$855.51	\$1,124.14
58	\$876.98	\$1,152.36	\$1,181.17	\$872.66	\$894.48	\$872.66	\$894.48	\$872.66	\$894.48	\$1,175.34
59	\$895.91	\$1,177.23	\$1,206.66	\$891.50	\$913.79	\$891.50	\$913.79	\$891.50	\$913.79	\$1,200.71
60	\$934.12	\$1,227.43	\$1,258.12	\$929.52	\$952.76	\$929.52	\$952.76	\$929.52	\$952.76	\$1,251.91
61	\$967.16	\$1,270.85	\$1,302.62	\$962.40	\$986.46	\$962.40	\$986.46	\$962.40	\$986.46	\$1,296.20
62	\$988.84	\$1,299.34	\$1,331.83	\$983.97	\$1,008.57	\$983.97	\$1,008.57	\$983.97	\$1,008.57	\$1,325.26
63	\$1,016.03	\$1,335.07	\$1,368.45	\$1,011.03	\$1,036.31	\$1,011.03	\$1,036.31	\$1,011.03	\$1,036.31	\$1,361.70
64+	\$1,032.55	\$1,356.78	\$1,390.70	\$1,027.47	\$1,053.16	\$1,027.47	\$1,053.16	\$1,027.47	\$1,053.16	\$1,383.84

Company Name:
Market:
Product:
Effective Date of Rates:

HIOS Plan ID (On Exchange)=>	16322PA0040010	16322PA0040010	16322PA0040010	16322PA0040012	16322PA0040012	16322PA0040012	16322PA0040012	16322PA0040012	16322PA0040012	16322PA0040012
HIOS Plan ID (Off Exchange)=>	16322PA0040010	16322PA0040010	16322PA0040010	16322PA0040012	16322PA0040012	16322PA0040012	16322PA0040012	16322PA0040012	16322PA0040012	16322PA0040012
Plan Marketing Name =>	Antage Gold \$800/\$20 - Premium	Antage Gold \$800/\$20 - Premium	Antage Gold \$800/\$20 - Premium	Antage Platinum \$250/\$20 - Premium	Antage Platinum \$250/\$20 - Premium	Antage Platinum \$250/\$20 - Premium	Antage Platinum \$250/\$20 - Premium	Antage Platinum \$250/\$20 - Premium	Antage Platinum \$250/\$20 - Premium	Antage Platinum \$250/\$20 - Premium
Form # =>	663	663	663	663	663	663	663	663	663	663
Rating Area =>	4	5	6	1	2	4	5	6		
Network =>	Premium West w/Dominion P	Premium West w/Dominion P	Premium West w/Dominion P	Premium West w/Dominion P	Premium West w/Dominion P	Premium West w/Dominion P	Premium West w/Dominion P	Premium West w/Dominion P	Premium West w/Dominion P	Premium West w/Dominion P
Metal =>	Gold	Gold	Gold	Platinum	Platinum	Platinum	Platinum	Platinum	Platinum	Platinum
Deductible =>	\$800/ \$1600	\$800/ \$1600	\$800/ \$1600	\$250/ \$500	\$250/ \$500	\$250/ \$500	\$250/ \$500	\$250/ \$500	\$250/ \$500	\$250/ \$500
Coinsurance =>	90%	90%	90%	90%	90%	90%	90%	90%	90%	90%
Copays =>	\$20 / \$50	\$20 / \$50	\$20 / \$50	\$20 / 10%	\$20 / 10%	\$20 / 10%	\$20 / 10%	\$20 / 10%	\$20 / 10%	\$20 / 10%
OOP Maximum =>	\$5000/ \$10000	\$5000/ \$10000	\$5000/ \$10000	\$1500/ \$3000	\$1500/ \$3000	\$1500/ \$3000	\$1500/ \$3000	\$1500/ \$3000	\$1500/ \$3000	\$1500/ \$3000
Pediatric Dental (Yes/No) =>	Yes	Yes	Yes	Yes	Yes	Yes	Yes	Yes	Yes	Yes
Age Band	Non-Tobacco	Tobacco	Non-Tobacco	Tobacco	Non-Tobacco	Tobacco	Non-Tobacco	Tobacco	Non-Tobacco	Tobacco
0 - 14	\$278.65	\$278.65	\$278.65	\$278.65	\$375.29	\$375.29	\$488.36	\$488.36	\$488.36	\$488.36
15	\$303.42	\$303.42	\$303.42	\$303.42	\$408.65	\$408.65	\$531.77	\$531.77	\$531.77	\$531.77
16	\$312.89	\$312.89	\$312.89	\$312.89	\$421.41	\$421.41	\$548.37	\$548.37	\$548.37	\$548.37
17	\$322.36	\$322.36	\$322.36	\$322.36	\$434.16	\$434.16	\$564.97	\$564.97	\$564.97	\$564.97
18	\$332.56	\$340.87	\$332.56	\$340.87	\$447.90	\$459.10	\$582.84	\$597.41	\$582.84	\$597.41
19	\$342.76	\$351.33	\$342.76	\$351.33	\$461.64	\$473.18	\$600.72	\$615.73	\$600.72	\$615.73
20	\$353.32	\$362.16	\$353.32	\$362.16	\$475.86	\$487.76	\$619.23	\$634.71	\$619.23	\$634.71
21	\$364.25	\$373.36	\$364.25	\$373.36	\$490.58	\$502.84	\$638.38	\$654.34	\$638.38	\$654.34
22	\$364.25	\$373.36	\$364.25	\$373.36	\$490.58	\$502.84	\$638.38	\$654.34	\$638.38	\$654.34
23	\$364.25	\$373.36	\$364.25	\$373.36	\$490.58	\$502.84	\$638.38	\$654.34	\$638.38	\$654.34
24	\$364.25	\$373.36	\$364.25	\$373.36	\$490.58	\$502.84	\$638.38	\$654.34	\$638.38	\$654.34
25	\$365.71	\$374.85	\$365.71	\$374.85	\$492.54	\$504.86	\$640.93	\$656.96	\$640.93	\$656.96
26	\$372.99	\$382.32	\$372.99	\$382.32	\$502.35	\$514.91	\$653.70	\$670.04	\$653.70	\$670.04
27	\$381.73	\$391.28	\$381.73	\$391.28	\$514.13	\$526.98	\$669.02	\$685.75	\$669.02	\$685.75
28	\$395.94	\$405.84	\$395.94	\$405.84	\$533.26	\$546.59	\$693.92	\$711.27	\$693.92	\$711.27
29	\$407.60	\$417.79	\$407.60	\$417.79	\$548.96	\$562.68	\$714.35	\$732.21	\$714.35	\$732.21
30	\$413.42	\$423.76	\$413.42	\$423.76	\$556.81	\$570.73	\$724.56	\$742.68	\$724.56	\$742.68
31	\$422.17	\$432.72	\$422.17	\$432.72	\$568.58	\$582.80	\$739.88	\$758.38	\$739.88	\$758.38
32	\$430.91	\$441.68	\$430.91	\$441.68	\$580.36	\$594.87	\$755.20	\$774.08	\$755.20	\$774.08
33	\$436.37	\$447.28	\$436.37	\$447.28	\$587.71	\$602.41	\$764.78	\$783.90	\$764.78	\$783.90
34	\$442.20	\$453.25	\$442.20	\$453.25	\$595.56	\$610.45	\$774.99	\$794.37	\$774.99	\$794.37
35	\$445.11	\$456.24	\$445.11	\$456.24	\$599.49	\$614.48	\$780.10	\$799.60	\$780.10	\$799.60
36	\$448.03	\$459.23	\$448.03	\$459.23	\$603.41	\$618.50	\$785.21	\$804.84	\$785.21	\$804.84
37	\$450.94	\$462.22	\$450.94	\$462.22	\$607.34	\$622.52	\$790.31	\$810.07	\$790.31	\$810.07
38	\$453.86	\$465.20	\$453.86	\$465.20	\$611.26	\$626.54	\$795.42	\$815.31	\$795.42	\$815.31
39	\$459.68	\$471.18	\$459.68	\$471.18	\$619.11	\$634.59	\$805.64	\$825.78	\$805.64	\$825.78
40	\$465.51	\$477.15	\$465.51	\$477.15	\$626.96	\$642.64	\$815.85	\$836.25	\$815.85	\$836.25
41	\$474.25	\$486.11	\$474.25	\$486.11	\$638.74	\$654.70	\$831.17	\$851.95	\$831.17	\$851.95
42	\$482.63	\$494.70	\$482.63	\$494.70	\$650.02	\$666.27	\$845.85	\$867.00	\$845.85	\$867.00
43	\$494.29	\$506.64	\$494.29	\$506.64	\$665.72	\$682.36	\$866.28	\$887.94	\$866.28	\$887.94
44	\$508.86	\$521.58	\$508.86	\$521.58	\$685.34	\$702.47	\$891.82	\$914.11	\$891.82	\$914.11
45	\$525.98	\$539.13	\$525.98	\$539.13	\$708.40	\$726.11	\$921.82	\$944.87	\$921.82	\$944.87
46	\$546.38	\$560.03	\$546.38	\$560.03	\$735.87	\$754.27	\$957.57	\$981.51	\$957.57	\$981.51
47	\$569.32	\$583.56	\$569.32	\$583.56	\$766.78	\$785.95	\$997.79	\$1,022.73	\$997.79	\$1,022.73
48	\$595.55	\$610.44	\$595.55	\$610.44	\$802.10	\$822.15	\$1,043.75	\$1,069.85	\$1,043.75	\$1,069.85
49	\$621.41	\$636.95	\$621.41	\$636.95	\$836.93	\$857.85	\$1,089.08	\$1,116.30	\$1,089.08	\$1,116.30
50	\$650.55	\$666.81	\$650.55	\$666.81	\$876.18	\$898.08	\$1,140.15	\$1,168.65	\$1,140.15	\$1,168.65
51	\$679.33	\$696.31	\$679.33	\$696.31	\$914.93	\$937.80	\$1,190.58	\$1,220.34	\$1,190.58	\$1,220.34
52	\$711.02	\$728.79	\$711.02	\$728.79	\$957.61	\$981.55	\$1,246.12	\$1,277.27	\$1,246.12	\$1,277.27
53	\$743.07	\$761.65	\$743.07	\$761.65	\$1,000.78	\$1,025.80	\$1,302.30	\$1,334.85	\$1,302.30	\$1,334.85
54	\$777.67	\$797.12	\$777.67	\$797.12	\$1,047.39	\$1,073.57	\$1,362.94	\$1,397.01	\$1,362.94	\$1,397.01
55	\$812.28	\$832.58	\$812.28	\$832.58	\$1,093.99	\$1,121.34	\$1,423.59	\$1,459.18	\$1,423.59	\$1,459.18
56	\$849.80	\$871.04	\$849.80	\$871.04	\$1,144.52	\$1,173.14	\$1,489.34	\$1,526.57	\$1,489.34	\$1,526.57
57	\$887.68	\$909.87	\$887.68	\$909.87	\$1,195.54	\$1,225.43	\$1,555.73	\$1,594.63	\$1,555.73	\$1,594.63
58	\$928.11	\$951.31	\$928.11	\$951.31	\$1,250.00	\$1,281.25	\$1,626.59	\$1,667.26	\$1,626.59	\$1,667.26
59	\$948.14	\$971.85	\$948.14	\$971.85	\$1,276.98	\$1,308.90	\$1,661.70	\$1,703.25	\$1,661.70	\$1,703.25
60	\$988.57	\$1,013.29	\$988.57	\$1,013.29	\$1,331.43	\$1,364.72	\$1,732.56	\$1,775.88	\$1,732.56	\$1,775.88
61	\$1,023.54	\$1,049.13	\$1,023.54	\$1,049.13	\$1,378.53	\$1,412.99	\$1,793.85	\$1,838.69	\$1,793.85	\$1,838.69
62	\$1,046.49	\$1,072.65	\$1,046.49	\$1,072.65	\$1,409.44	\$1,444.67	\$1,834.07	\$1,879.92	\$1,834.07	\$1,879.92
63	\$1,075.27	\$1,102.15	\$1,075.27	\$1,102.15	\$1,448.19	\$1,484.40	\$1,884.50	\$1,931.61	\$1,884.50	\$1,931.61
64+	\$1,092.75	\$1,120.07	\$1,092.75	\$1,120.07	\$1,471.74	\$1,508.53	\$1,915.14	\$1,963.02	\$1,915.14	\$1,963.02

Company Name:
Market:
Product:
Effective Date of Rates:

HIOS Plan ID (On Exchange)=>	0040024	16322PA0040024	16322PA0040024	16322PA0040024	16322PA0040024	16322PA0040024	16322PA0040024	16322PA0040024	16322PA0040024	16322PA0040024	16322PA0040024	16322PA0040024	16322PA0040024	16322PA0040024	16322PA0040024	16322PA0040024	16322PA0040024	16322PA0040024
HIOS Plan ID (Off Exchange)=>	0040024	16322PA0040024	16322PA0040024	16322PA0040024	16322PA0040024	16322PA0040024	16322PA0040024	16322PA0040024	16322PA0040024	16322PA0040024	16322PA0040024	16322PA0040024	16322PA0040024	16322PA0040024	16322PA0040024	16322PA0040024	16322PA0040024	16322PA0040024
Plan Marketing Name =>	950/\$35 - Premium	Age Bronze \$6,950/\$35 - Premium	Age Bronze \$6,950/\$35 - Premium	Age Bronze \$6,950/\$35 - Premium	Age Bronze \$6,950/\$35 - Premium	Age Bronze \$6,950/\$35 - Premium	Age Bronze \$6,950/\$35 - Premium	Age Bronze \$6,950/\$35 - Premium	Age Bronze \$6,950/\$35 - Premium	Age Bronze \$6,950/\$35 - Premium	Age Bronze \$6,950/\$35 - Premium	Age Bronze \$6,950/\$35 - Premium	Age Bronze \$6,950/\$35 - Premium	Age Bronze \$6,950/\$35 - Premium	Age Bronze \$6,950/\$35 - Premium	Age Bronze \$6,950/\$35 - Premium	Age Bronze \$6,950/\$35 - Premium	Age Bronze \$6,950/\$35 - Premium
Form # =>	63	663	663	663	663	663	663	663	663	663	663	663	663	663	663	663	663	663
Rating Area =>		2	4	5	6	1	2	4	5									
Network =>	w/Dominion P	Premium West w/Dominion P	Premium West w/Dominion P	Premium West w/Dominion P	Premium West w/Dominion P	Premium West w/Dominion P	Premium West w/Dominion P	Premium West w/Dominion P	Premium West w/Dominion P	Premium West w/Dominion P	Premium West w/Dominion P	Premium West w/Dominion P	Premium West w/Dominion P	Premium West w/Dominion P	Premium West w/Dominion P	Premium West w/Dominion P	Premium West w/Dominion P	Premium West w/Dominion P
Metal =>	nze	Bronze	Bronze	Bronze	Bronze	Bronze	Bronze	Bronze	Bronze	Silver	Silver	Silver	Silver	Silver	Silver	Silver	Silver	Silver
Deductible =>	\$13900	\$6950/ \$13900	\$6950/ \$13900	\$6950/ \$13900	\$6950/ \$13900	\$6950/ \$13900	\$6950/ \$13900	\$6950/ \$13900	\$6950/ \$13900	\$2700/ \$5400	\$2700/ \$5400	\$2700/ \$5400	\$2700/ \$5400	\$2700/ \$5400	\$2700/ \$5400	\$2700/ \$5400	\$2700/ \$5400	\$2700/ \$5400
Coinsurance =>	0%	100%	100%	100%	100%	100%	100%	100%	100%	80%	80%	80%	80%	80%	80%	80%	80%	80%
Copays =>	/ \$0	\$35 / \$0	\$35 / \$0	\$35 / \$0	\$35 / \$0	\$35 / \$0	\$35 / \$0	\$35 / \$0	\$35 / \$0	\$0/ 20%	\$0/ 20%	\$0/ 20%	\$0/ 20%	\$0/ 20%	\$0/ 20%	\$0/ 20%	\$0/ 20%	\$0/ 20%
OOP Maximum =>	\$15800	\$7900/ \$15800	\$7900/ \$15800	\$7900/ \$15800	\$7900/ \$15800	\$7900/ \$15800	\$7900/ \$15800	\$7900/ \$15800	\$7900/ \$15800	\$5000/ \$10000	\$5000/ \$10000	\$5000/ \$10000	\$5000/ \$10000	\$5000/ \$10000	\$5000/ \$10000	\$5000/ \$10000	\$5000/ \$10000	\$5000/ \$10000
Pediatric Dental (Yes/No) =>	es	Yes	Yes	Yes	Yes	Yes	Yes	Yes	Yes	Yes	Yes	Yes	Yes	Yes	Yes	Yes	Yes	Yes
Age Band	Tobacco	Non-Tobacco	Tobacco	Non-Tobacco	Tobacco	Non-Tobacco	Tobacco	Non-Tobacco	Tobacco	Non-Tobacco	Tobacco	Non-Tobacco	Tobacco	Non-Tobacco	Tobacco	Non-Tobacco	Tobacco	Non-Tobacco
0 - 14	\$201.24	\$201.24	\$201.24	\$201.24	\$201.24	\$201.24	\$201.24	\$201.24	\$201.24	\$271.04	\$271.04	\$218.24	\$218.24	\$218.24	\$218.24	\$218.24	\$218.24	\$218.24
15	\$219.13	\$219.13	\$219.13	\$219.13	\$219.13	\$219.13	\$219.13	\$219.13	\$219.13	\$295.13	\$295.13	\$237.64	\$237.64	\$237.64	\$237.64	\$237.64	\$237.64	\$237.64
16	\$225.97	\$225.97	\$225.97	\$225.97	\$225.97	\$225.97	\$225.97	\$225.97	\$225.97	\$304.34	\$304.34	\$245.06	\$245.06	\$245.06	\$245.06	\$245.06	\$245.06	\$245.06
17	\$232.81	\$232.81	\$232.81	\$232.81	\$232.81	\$232.81	\$232.81	\$232.81	\$232.81	\$313.56	\$313.56	\$252.47	\$252.47	\$252.47	\$252.47	\$252.47	\$252.47	\$252.47
18	\$246.18	\$240.17	\$246.18	\$240.17	\$246.18	\$240.17	\$246.18	\$240.17	\$246.18	\$323.48	\$331.56	\$260.46	\$266.97	\$260.46	\$266.97	\$260.46	\$266.97	\$260.46
19	\$253.73	\$247.54	\$253.73	\$247.54	\$253.73	\$247.54	\$253.73	\$247.54	\$253.73	\$333.40	\$341.73	\$268.45	\$275.16	\$268.45	\$275.16	\$268.45	\$275.16	\$268.45
20	\$261.55	\$255.17	\$261.55	\$255.17	\$261.55	\$255.17	\$261.55	\$255.17	\$261.55	\$343.67	\$352.26	\$276.72	\$283.64	\$276.72	\$283.64	\$276.72	\$283.64	\$276.72
21	\$269.64	\$263.06	\$269.64	\$263.06	\$269.64	\$263.06	\$269.64	\$263.06	\$269.64	\$354.30	\$363.16	\$285.28	\$292.41	\$285.28	\$292.41	\$285.28	\$292.41	\$285.28
22	\$269.64	\$263.06	\$269.64	\$263.06	\$269.64	\$263.06	\$269.64	\$263.06	\$269.64	\$354.30	\$363.16	\$285.28	\$292.41	\$285.28	\$292.41	\$285.28	\$292.41	\$285.28
23	\$269.64	\$263.06	\$269.64	\$263.06	\$269.64	\$263.06	\$269.64	\$263.06	\$269.64	\$354.30	\$363.16	\$285.28	\$292.41	\$285.28	\$292.41	\$285.28	\$292.41	\$285.28
24	\$269.64	\$263.06	\$269.64	\$263.06	\$269.64	\$263.06	\$269.64	\$263.06	\$269.64	\$354.30	\$363.16	\$285.28	\$292.41	\$285.28	\$292.41	\$285.28	\$292.41	\$285.28
25	\$270.72	\$264.11	\$270.72	\$264.11	\$270.72	\$264.11	\$270.72	\$264.11	\$270.72	\$355.72	\$364.61	\$286.42	\$293.58	\$286.42	\$293.58	\$286.42	\$293.58	\$286.42
26	\$276.11	\$269.37	\$276.11	\$269.37	\$276.11	\$269.37	\$276.11	\$269.37	\$276.11	\$362.80	\$371.87	\$292.13	\$299.43	\$292.13	\$299.43	\$292.13	\$299.43	\$292.13
27	\$282.58	\$275.69	\$282.58	\$275.69	\$282.58	\$275.69	\$282.58	\$275.69	\$282.58	\$371.31	\$380.59	\$298.97	\$306.45	\$298.97	\$306.45	\$298.97	\$306.45	\$298.97
28	\$293.09	\$285.95	\$293.09	\$285.95	\$293.09	\$285.95	\$293.09	\$285.95	\$293.09	\$385.12	\$394.75	\$310.10	\$317.85	\$310.10	\$317.85	\$310.10	\$317.85	\$310.10
29	\$301.72	\$294.36	\$301.72	\$294.36	\$301.72	\$294.36	\$301.72	\$294.36	\$301.72	\$396.46	\$406.37	\$319.23	\$327.21	\$319.23	\$327.21	\$319.23	\$327.21	\$319.23
30	\$306.04	\$298.57	\$306.04	\$298.57	\$306.04	\$298.57	\$306.04	\$298.57	\$306.04	\$402.13	\$412.18	\$323.79	\$331.89	\$323.79	\$331.89	\$323.79	\$331.89	\$323.79
31	\$312.51	\$304.89	\$312.51	\$304.89	\$312.51	\$304.89	\$312.51	\$304.89	\$312.51	\$410.63	\$420.90	\$330.64	\$338.91	\$330.64	\$338.91	\$330.64	\$338.91	\$330.64
32	\$318.98	\$311.20	\$318.98	\$311.20	\$318.98	\$311.20	\$318.98	\$311.20	\$318.98	\$419.14	\$429.62	\$337.49	\$345.92	\$337.49	\$345.92	\$337.49	\$345.92	\$337.49
33	\$323.02	\$315.15	\$323.02	\$315.15	\$323.02	\$315.15	\$323.02	\$315.15	\$323.02	\$424.45	\$435.06	\$341.77	\$350.31	\$341.77	\$350.31	\$341.77	\$350.31	\$341.77
34	\$327.34	\$319.35	\$327.34	\$319.35	\$327.34	\$319.35	\$327.34	\$319.35	\$327.34	\$430.12	\$440.87	\$346.33	\$354.99	\$346.33	\$354.99	\$346.33	\$354.99	\$346.33
35	\$329.50	\$321.46	\$329.50	\$321.46	\$329.50	\$321.46	\$329.50	\$321.46	\$329.50	\$432.95	\$443.78	\$348.61	\$357.33	\$348.61	\$357.33	\$348.61	\$357.33	\$348.61
36	\$331.65	\$323.56	\$331.65	\$323.56	\$331.65	\$323.56	\$331.65	\$323.56	\$331.65	\$435.79	\$446.68	\$350.89	\$359.67	\$350.89	\$359.67	\$350.89	\$359.67	\$350.89
37	\$333.81	\$325.67	\$333.81	\$325.67	\$333.81	\$325.67	\$333.81	\$325.67	\$333.81	\$438.62	\$449.59	\$353.18	\$362.01	\$353.18	\$362.01	\$353.18	\$362.01	\$353.18
38	\$335.97	\$327.77	\$335.97	\$327.77	\$335.97	\$327.77	\$335.97	\$327.77	\$335.97	\$441.46	\$452.49	\$355.46	\$364.35	\$355.46	\$364.35	\$355.46	\$364.35	\$355.46
39	\$340.28	\$331.98	\$340.28	\$331.98	\$340.28	\$331.98	\$340.28	\$331.98	\$340.28	\$447.13	\$458.30	\$360.02	\$369.02	\$360.02	\$369.02	\$360.02	\$369.02	\$360.02
40	\$344.60	\$336.19	\$344.60	\$336.19	\$344.60	\$336.19	\$344.60	\$336.19	\$344.60	\$452.80	\$464.12	\$364.59	\$373.70	\$364.59	\$373.70	\$364.59	\$373.70	\$364.59
41	\$351.07	\$342.50	\$351.07	\$342.50	\$351.07	\$342.50	\$351.07	\$342.50	\$351.07	\$461.30	\$472.83	\$371.43	\$380.72	\$371.43	\$380.72	\$371.43	\$380.72	\$371.43
42	\$357.27	\$348.55	\$357.27	\$348.55	\$357.27	\$348.55	\$357.27	\$348.55	\$357.27	\$469.45	\$481.18	\$378.00	\$387.45	\$378.00	\$387.45	\$378.00	\$387.45	\$378.00
43	\$365.90	\$356.97	\$365.90	\$356.97	\$365.90	\$356.97	\$365.90	\$356.97	\$365.90	\$480.79	\$492.80	\$387.12	\$396.80	\$387.12	\$396.80	\$387.12	\$396.80	\$387.12
44	\$376.68	\$367.49	\$376.68	\$367.49	\$376.68	\$367.49	\$376.68	\$367.49	\$376.68	\$494.96	\$507.33	\$398.54	\$408.50	\$398.54	\$408.50	\$398.54	\$408.50	\$398.54
45	\$389.36	\$379.86	\$389.36	\$379.86	\$389.36	\$379.86	\$389.36	\$379.86	\$389.36	\$511.61	\$524.40	\$411.94	\$422.24	\$411.94	\$422.24	\$411.94	\$422.24	\$411.94
46	\$404.45	\$394.59	\$404.45	\$394.59	\$404.45	\$394.59	\$404.45	\$394.59	\$404.45	\$531.45	\$544.74	\$427.92	\$438.62	\$427.92	\$438.62	\$427.92	\$438.62	\$427.92
47	\$421.44	\$411.16	\$421.44	\$411.16	\$421.44	\$411.16	\$421.44	\$411.16	\$421.44	\$553.77	\$567.62	\$445.89	\$457.04	\$445.89	\$457.04	\$445.89	\$457.04	\$445.89
48	\$440.86	\$430.10	\$440.86	\$430.10	\$440.86	\$430.10	\$440.86	\$430.10	\$440.86	\$579.28	\$593.76	\$478.09	\$489.43	\$478.09	\$489.43	\$478.09	\$489.43	\$478.09
49	\$460.00	\$448.78	\$460.00	\$448.78	\$460.00	\$448.78	\$460.00	\$448.78	\$460.00	\$604.44	\$619.55	\$486.69	\$498.85	\$486.69	\$498.85	\$486.69	\$498.85	\$486.69
50	\$481.57	\$469.83	\$481.57	\$469.83	\$481.57	\$469.83	\$481.57	\$469.83	\$481.57	\$632.78	\$648.60	\$509.51	\$522.25	\$509.51	\$522.25	\$509.51	\$522.25	\$509.51
51	\$502.87	\$490.61	\$502.87	\$490.61	\$502.87	\$490.61	\$502.87	\$490.61	\$502.87	\$660.77	\$677.29	\$532.05	\$545.35	\$532.05	\$545.35	\$532.05	\$545.35	\$532.05
52	\$526.33	\$513.49	\$526.33	\$513.49	\$526.33	\$513.49	\$526.33	\$513.49	\$526.33	\$691.59	\$708.88	\$556.87	\$570.79	\$556.87	\$570.79	\$556.87	\$570.79	\$556.87
53	\$550.06	\$536.64	\$550.06	\$536.64	\$550.06	\$536.64	\$550.06	\$536.64	\$550.06	\$722.77	\$740.84	\$581.97	\$596.52	\$581.97	\$596.52	\$581.97	\$596.52	\$581.97
54	\$575.67	\$561.63	\$575.67	\$561.63	\$575.67	\$561.63	\$575.67	\$561.63	\$575.67	\$756.43	\$775.34	\$609.07	\$624.30	\$609.07	\$624.30	\$609.07	\$624.30	\$609.07
55	\$601.29	\$586.62	\$601.29	\$586.62	\$601.29	\$586.62	\$601.29	\$586.62	\$601.29	\$790.09	\$809.84	\$636.17	\$652.08	\$636.17	\$652.08	\$636.17	\$652.08	\$636.17
56	\$629.06	\$613.72	\$629.06	\$613.72	\$629.06	\$613.72	\$629.06	\$613.72	\$629.06	\$826.58	\$847.25	\$665.56	\$682.20	\$665.56	\$682.20	\$665.56	\$682.20	\$665.56
57	\$657.10	\$641.08	\$657.10	\$641.08	\$657.10	\$641.08	\$657.10	\$641.08	\$657.10	\$863.43	\$885.01	\$695.23	\$712.61	\$695.23	\$712.61	\$695.23	\$712.61	\$695.23
58	\$687.03	\$670.28	\$687.03	\$670.28	\$687.03	\$670.28	\$687.03	\$670.28	\$687.03	\$902.76	\$925.33	\$726.89	\$745.07	\$726.89	\$745.07	\$726.89	\$745.07	\$726.89
59	\$701.86	\$684.75	\$701.86	\$684.75	\$701.86	\$684.75	\$701.86</											

Company Name:
Market:
Product:
Effective Date of Rates:

HIOS Plan ID (On Exchange)=>						16322PA0040039				16322PA0040039				16322PA0040039				16322PA0040039				16322PA0040040				16322PA0040040			
HIOS Plan ID (Off Exchange)=>	0040037	16322PA0040037	16322PA0040037	16322PA0040037	16322PA0040039	16322PA0040039	16322PA0040039	16322PA0040039	16322PA0040039	16322PA0040039	16322PA0040039	16322PA0040039	16322PA0040039	16322PA0040039	16322PA0040039	16322PA0040040	16322PA0040040	16322PA0040040	16322PA0040040	16322PA0040040	16322PA0040040	16322PA0040040	16322PA0040040	16322PA0040040	16322PA0040040	16322PA0040040	16322PA0040040	16322PA0040040	
Plan Marketing Name =>	00/\$60 - Premium	Age Silver \$2,000/\$60 - Premium	Age Silver \$2,000/\$60 - Premium	Age Silver \$2,000/\$60 - Premium	Age Bronze \$6,950/\$35 - Premium	Age Bronze \$6,950/\$35 - Premium	Age Bronze \$6,950/\$35 - Premium	Age Bronze \$6,950/\$35 - Premium	Age Bronze \$6,950/\$35 - Premium	Age Bronze \$6,950/\$35 - Premium	Age Bronze \$6,950/\$35 - Premium	Age Bronze \$6,950/\$35 - Premium	Age Bronze \$6,950/\$35 - Premium	Age Bronze \$6,950/\$35 - Premium	Age Bronze \$6,950/\$35 - Premium	Age Silver \$3,500/\$25 - Premium	Age Silver \$3,500/\$25 - Premium	Age Silver \$3,500/\$25 - Premium	Age Silver \$3,500/\$25 - Premium	Age Silver \$3,500/\$25 - Premium	Age Silver \$3,500/\$25 - Premium	Age Silver \$3,500/\$25 - Premium	Age Silver \$3,500/\$25 - Premium	Age Silver \$3,500/\$25 - Premium	Age Silver \$3,500/\$25 - Premium	Age Silver \$3,500/\$25 - Premium	Age Silver \$3,500/\$25 - Premium		
Form # =>	63	663	663	663	663	663	663	663	663	663	663	663	663	663	663	663	663	663	663	663	663	663	663	663	663	663	663	663	
Rating Area =>		5	6	6	3	6	7	9	3	6																			
Network =>	w/Dominion P	Premium West w/Dominion P	Premium West w/Dominion P	Premium West w/Dominion P	Premium East w/Dominion P	Premium East w/Dominion P	Premium East w/Dominion P	Premium East w/Dominion P	Premium East w/Dominion P	Premium East w/Dominion P	Premium East w/Dominion P	Premium East w/Dominion P	Premium East w/Dominion P	Premium East w/Dominion P	Premium East w/Dominion P	Premium East w/Dominion P	Premium East w/Dominion P	Premium East w/Dominion P	Premium East w/Dominion P	Premium East w/Dominion P	Premium East w/Dominion P	Premium East w/Dominion P	Premium East w/Dominion P	Premium East w/Dominion P	Premium East w/Dominion P	Premium East w/Dominion P	Premium East w/Dominion P		
Metal =>	Silver	Silver	Silver	Silver	Bronze	Bronze	Bronze	Bronze	Bronze	Bronze	Bronze	Bronze	Bronze	Bronze	Bronze	Silver	Silver	Silver	Silver	Silver	Silver	Silver	Silver	Silver	Silver	Silver	Silver	Silver	
Deductible =>	\$4000	\$2000/ \$4000	\$2000/ \$4000	\$2000/ \$4000	\$6950/ \$13900	\$6950/ \$13900	\$6950/ \$13900	\$6950/ \$13900	\$6950/ \$13900	\$6950/ \$13900	\$6950/ \$13900	\$6950/ \$13900	\$6950/ \$13900	\$6950/ \$13900	\$6950/ \$13900	\$3500/ \$7000	\$3500/ \$7000	\$3500/ \$7000	\$3500/ \$7000	\$3500/ \$7000	\$3500/ \$7000	\$3500/ \$7000	\$3500/ \$7000	\$3500/ \$7000	\$3500/ \$7000	\$3500/ \$7000	\$3500/ \$7000		
Coinsurance =>	%	80%	80%	80%	100%	100%	100%	100%	100%	100%	100%	100%	100%	100%	100%	90%	90%	90%	90%	90%	90%	90%	90%	90%	90%	90%	90%	90%	
Copays =>	\$80	\$60 / \$80	\$60 / \$80	\$60 / \$80	\$35 / \$0	\$35 / \$0	\$35 / \$0	\$35 / \$0	\$35 / \$0	\$35 / \$0	\$35 / \$0	\$35 / \$0	\$35 / \$0	\$35 / \$0	\$35 / \$0	\$25 / \$75	\$25 / \$75	\$25 / \$75	\$25 / \$75	\$25 / \$75	\$25 / \$75	\$25 / \$75	\$25 / \$75	\$25 / \$75	\$25 / \$75	\$25 / \$75	\$25 / \$75		
OOP Maximum =>	\$15800	\$7900/ \$15800	\$7900/ \$15800	\$7900/ \$15800	\$7900/ \$15800	\$7900/ \$15800	\$7900/ \$15800	\$7900/ \$15800	\$7900/ \$15800	\$7900/ \$15800	\$7900/ \$15800	\$7900/ \$15800	\$7900/ \$15800	\$7900/ \$15800	\$7900/ \$15800	\$7900/ \$15800	\$7900/ \$15800	\$7900/ \$15800	\$7900/ \$15800	\$7900/ \$15800	\$7900/ \$15800	\$7900/ \$15800	\$7900/ \$15800	\$7900/ \$15800	\$7900/ \$15800	\$7900/ \$15800	\$7900/ \$15800		
Pediatric Dental (Yes/No) =>	Yes	Yes	Yes	Yes	Yes	Yes	Yes	Yes	Yes	Yes	Yes	Yes	Yes	Yes	Yes	Yes	Yes	Yes	Yes	Yes	Yes	Yes	Yes	Yes	Yes	Yes	Yes	Yes	
Age Band	Tobacco	Non-Tobacco	Tobacco	Non-Tobacco	Tobacco	Non-Tobacco	Tobacco	Non-Tobacco	Tobacco	Non-Tobacco	Tobacco	Non-Tobacco	Tobacco	Non-Tobacco	Tobacco	Non-Tobacco	Tobacco	Non-Tobacco	Tobacco	Non-Tobacco	Tobacco	Non-Tobacco	Tobacco	Non-Tobacco	Tobacco	Non-Tobacco	Tobacco	Non-Tobacco	
0 - 14	\$215.86	\$215.86	\$215.86	\$290.73	\$290.73	\$253.94	\$253.94	\$271.04	\$271.04	\$271.04	\$271.04	\$274.87	\$274.87	\$240.68	\$240.68	\$330.62	\$330.62	\$330.62	\$330.62	\$330.62	\$330.62	\$330.62	\$330.62	\$330.62	\$330.62	\$330.62	\$330.62	\$330.62	
15	\$235.05	\$235.05	\$235.05	\$316.57	\$316.57	\$276.51	\$276.51	\$295.13	\$295.13	\$295.13	\$295.13	\$299.31	\$299.31	\$262.08	\$262.08	\$360.01	\$360.01	\$360.01	\$360.01	\$360.01	\$360.01	\$360.01	\$360.01	\$360.01	\$360.01	\$360.01	\$360.01	\$360.01	
16	\$242.38	\$242.38	\$242.38	\$326.45	\$326.45	\$285.15	\$285.15	\$304.34	\$304.34	\$304.34	\$304.34	\$308.65	\$308.65	\$270.26	\$270.26	\$371.24	\$371.24	\$371.24	\$371.24	\$371.24	\$371.24	\$371.24	\$371.24	\$371.24	\$371.24	\$371.24	\$371.24	\$371.24	
17	\$249.72	\$249.72	\$249.72	\$336.34	\$336.34	\$293.78	\$293.78	\$313.56	\$313.56	\$313.56	\$313.56	\$317.99	\$317.99	\$278.44	\$278.44	\$382.48	\$382.48	\$382.48	\$382.48	\$382.48	\$382.48	\$382.48	\$382.48	\$382.48	\$382.48	\$382.48	\$382.48	\$382.48	
18	\$264.06	\$257.62	\$264.06	\$346.98	\$355.65	\$303.07	\$310.65	\$323.48	\$331.56	\$331.56	\$331.56	\$338.05	\$338.05	\$287.25	\$294.43	\$394.58	\$404.44	\$404.44	\$404.44	\$404.44	\$404.44	\$404.44	\$404.44	\$404.44	\$404.44	\$404.44	\$404.44	\$404.44	
19	\$272.16	\$265.52	\$272.16	\$357.62	\$366.56	\$312.36	\$320.17	\$333.40	\$341.73	\$341.73	\$341.73	\$346.56	\$346.56	\$296.06	\$303.46	\$406.68	\$416.85	\$416.85	\$416.85	\$416.85	\$416.85	\$416.85	\$416.85	\$416.85	\$416.85	\$416.85	\$416.85	\$416.85	
20	\$280.55	\$273.70	\$280.55	\$368.64	\$377.85	\$321.99	\$330.04	\$343.67	\$352.26	\$352.26	\$352.26	\$358.53	\$358.53	\$305.18	\$312.81	\$419.21	\$429.69	\$429.69	\$429.69	\$429.69	\$429.69	\$429.69	\$429.69	\$429.69	\$429.69	\$429.69	\$429.69	\$429.69	
21	\$289.22	\$282.17	\$289.22	\$380.04	\$389.54	\$331.95	\$340.25	\$354.30	\$363.16	\$363.16	\$363.16	\$369.31	\$369.31	\$314.62	\$322.49	\$432.18	\$442.98	\$442.98	\$442.98	\$442.98	\$442.98	\$442.98	\$442.98	\$442.98	\$442.98	\$442.98	\$442.98	\$442.98	
22	\$289.22	\$282.17	\$289.22	\$380.04	\$389.54	\$331.95	\$340.25	\$354.30	\$363.16	\$363.16	\$363.16	\$369.31	\$369.31	\$314.62	\$322.49	\$432.18	\$442.98	\$442.98	\$442.98	\$442.98	\$442.98	\$442.98	\$442.98	\$442.98	\$442.98	\$442.98	\$442.98	\$442.98	
23	\$289.22	\$282.17	\$289.22	\$380.04	\$389.54	\$331.95	\$340.25	\$354.30	\$363.16	\$363.16	\$363.16	\$369.31	\$369.31	\$314.62	\$322.49	\$432.18	\$442.98	\$442.98	\$442.98	\$442.98	\$442.98	\$442.98	\$442.98	\$442.98	\$442.98	\$442.98	\$442.98	\$442.98	
24	\$289.22	\$282.17	\$289.22	\$380.04	\$389.54	\$331.95	\$340.25	\$354.30	\$363.16	\$363.16	\$363.16	\$369.31	\$369.31	\$314.62	\$322.49	\$432.18	\$442.98	\$442.98	\$442.98	\$442.98	\$442.98	\$442.98	\$442.98	\$442.98	\$442.98	\$442.98	\$442.98	\$442.98	
25	\$290.38	\$283.30	\$290.38	\$381.56	\$391.10	\$333.28	\$341.61	\$355.72	\$364.61	\$364.61	\$364.61	\$369.75	\$369.75	\$315.88	\$323.78	\$433.91	\$444.76	\$444.76	\$444.76	\$444.76	\$444.76	\$444.76	\$444.76	\$444.76	\$444.76	\$444.76	\$444.76	\$444.76	
26	\$296.17	\$288.94	\$296.17	\$389.16	\$398.89	\$339.92	\$348.41	\$362.80	\$371.87	\$371.87	\$371.87	\$376.56	\$376.56	\$329.72	\$337.96	\$452.92	\$464.25	\$464.25	\$464.25	\$464.25	\$464.25	\$464.25	\$464.25	\$464.25	\$464.25	\$464.25	\$464.25	\$464.25	
27	\$303.11	\$295.71	\$303.11	\$398.28	\$408.24	\$347.88	\$356.58	\$371.31	\$380.59	\$380.59	\$380.59	\$385.97	\$385.97	\$329.72	\$337.96	\$452.92	\$464.25	\$464.25	\$464.25	\$464.25	\$464.25	\$464.25	\$464.25	\$464.25	\$464.25	\$464.25	\$464.25	\$464.25	
28	\$314.39	\$306.72	\$314.39	\$423.43	\$433.83	\$360.83	\$369.85	\$385.12	\$394.75	\$394.75	\$394.75	\$399.57	\$399.57	\$341.99	\$350.54	\$469.78	\$481.52	\$481.52	\$481.52	\$481.52	\$481.52	\$481.52	\$481.52	\$481.52	\$481.52	\$481.52	\$481.52	\$481.52	
29	\$323.64	\$315.75	\$323.64	\$425.26	\$435.90	\$371.45	\$380.74	\$396.46	\$406.37	\$406.37	\$406.37	\$407.82	\$407.82	\$352.06	\$360.86	\$483.61	\$495.70	\$495.70	\$495.70	\$495.70	\$495.70	\$495.70	\$495.70	\$495.70	\$495.70	\$495.70	\$495.70	\$495.70	
30	\$328.27	\$320.26	\$328.27	\$431.35	\$442.13	\$376.76	\$386.18	\$402.13	\$412.18	\$412.18	\$412.18	\$416.44	\$416.44	\$357.09	\$366.02	\$490.52	\$502.79	\$502.79	\$502.79	\$502.79	\$502.79	\$502.79	\$502.79	\$502.79	\$502.79	\$502.79	\$502.79	\$502.79	
31	\$335.21	\$327.04	\$335.21	\$440.47	\$451.48	\$384.73	\$394.35	\$410.63	\$420.90	\$420.90	\$420.90	\$426.85	\$426.85	\$364.64	\$373.76	\$500.90	\$513.42	\$513.42	\$513.42	\$513.42	\$513.42	\$513.42	\$513.42	\$513.42	\$513.42	\$513.42	\$513.42	\$513.42	
32	\$342.15	\$333.81	\$342.15	\$449.59	\$460.83	\$392.70	\$402.51	\$419.14	\$429.62	\$429.62	\$429.62	\$435.06	\$435.06	\$372.20	\$381.50	\$511.27	\$524.05	\$524.05	\$524.05	\$524.05	\$524.05	\$524.05	\$524.05	\$524.05	\$524.05	\$524.05	\$524.05	\$524.05	
33	\$346.49	\$338.04	\$346.49	\$455.29	\$466.67	\$397.68	\$407.62	\$424.45	\$435.06	\$435.06	\$435.06	\$441.21	\$441.21	\$386.34	\$395.75	\$517.75	\$530.70	\$530.70	\$530.70	\$530.70	\$530.70	\$530.70	\$530.70	\$530.70	\$530.70	\$530.70	\$530.70	\$530.70	
34	\$351.12	\$342.55	\$351.12	\$461.37	\$472.90	\$402.99	\$413.06	\$430.12	\$440.87	\$440.87	\$440.87	\$446.30	\$446.30	\$381.95	\$391.50	\$524.67	\$537.78	\$537.78	\$537.78	\$537.78	\$537.78	\$537.78	\$537.78	\$537.78	\$537.78	\$537.78	\$537.78	\$537.78	
35	\$353.43	\$344.81	\$353.43	\$464.41	\$476.02	\$405.64	\$415.78	\$432.95	\$443.78	\$443.78	\$443.78	\$449.08	\$449.08	\$384.47	\$394.08	\$528.12	\$541.33	\$541.33	\$541.33	\$541.33	\$541.33	\$541.33	\$541.33	\$541.33	\$541.33	\$541.33	\$541.33	\$541.33	
36	\$355.75	\$347.07	\$355.75	\$467.45	\$479.14	\$408.30	\$418.51	\$435.79	\$446.68	\$446.68	\$446.68	\$451.95	\$451.95	\$386.98	\$396.66	\$531.58	\$544.87	\$544.87	\$544.87	\$544.87	\$544.87	\$544.87	\$544.87	\$544.87	\$544.87	\$544.87	\$544.87	\$544.87	
37	\$358.06	\$349.33	\$358.06	\$470.49	\$482.25	\$410.95	\$421.23	\$438.62	\$449.59	\$449.59	\$449.59	\$454.83	\$454.83	\$389.50	\$399.24	\$535.04	\$548.41	\$548.41	\$548.41	\$548.41	\$548.41	\$548.41	\$548.41	\$548.41	\$548.41	\$548.41	\$548.41	\$548.41	
38	\$360.37	\$351.58	\$360.37	\$473.53	\$485.37	\$413.61	\$423.95	\$441.46	\$452.49	\$452.49	\$452.49	\$457.79	\$457.79	\$392.02	\$401.82	\$538.50	\$551.96	\$551.96	\$551.96	\$551.96	\$551.96	\$551.96	\$551.96	\$551.96	\$551.96	\$551.96	\$551.96	\$551.96	
39	\$365.00	\$356.10	\$365.00	\$479.61	\$491.60	\$418.92	\$429.39	\$447.13	\$458.30	\$458.30	\$458.30	\$463.54	\$463.54	\$397.05	\$406.98	\$545.41	\$559.05	\$559.05	\$559.05	\$559.05	\$559.05	\$559.05	\$559.05	\$559.05	\$559.05	\$559.05	\$559.05	\$559.05	
40	\$369.63	\$360.61	\$369.63	\$485.69	\$497.83	\$424.23	\$434.																						

Company Name:
Market:
Product:
Effective Date of Rates:

HIOS Plan ID (On Exchange)=>	0040042	16322PA0040042	16322PA0040043	16322PA0040043	16322PA0040043	16322PA0040044	16322PA0040044	16322PA0040044	16322PA0040044	16322PA0040045
HIOS Plan ID (Off Exchange)=>	0040042	16322PA0040042	16322PA0040043	16322PA0040043	16322PA0040043	16322PA0040044	16322PA0040044	16322PA0040044	16322PA0040044	16322PA0040045
Plan Marketing Name =>	0/\$20 - Premium	antage Gold \$800/\$20 - Premium	antage Bronze \$6,950/\$35 - Premium	antage Bronze \$6,950/\$35 - Premium	antage Bronze \$6,950/\$35 - Premium	antage Silver \$3,500/\$25 - Premium	antage Silver \$3,500/\$25 - Premium	antage Silver \$3,500/\$25 - Premium	antage Silver \$3,500/\$25 - Premium	antage Silver \$2,000/\$60 - Premium
Form # =>	63	663	675	675	675	675	675	675	675	675
Rating Area =>	9	9	3	6	7	3	6	7	3	3
Network =>	w/Dominion PD	Premium East w/Dominion PD	Premium East w/Dominion PD	Premium East w/Dominion PD	Premium East w/Dominion PD	Premium East w/Dominion PD	Premium East w/Dominion PD	Premium East w/Dominion PD	Premium East w/Dominion PD	Premium East w/Dominion PD
Metal =>	Gold	Gold	Bronze	Bronze	Bronze	Silver	Silver	Silver	Silver	Silver
Deductible =>	\$1600	\$800/ \$1600	\$6950/ \$13900	\$6950/ \$13900	\$6950/ \$13900	\$3500/ \$7000	\$3500/ \$7000	\$3500/ \$7000	\$3500/ \$7000	\$2000/ \$4000
Coinsurance =>	%	90%	100%	100%	100%	90%	90%	90%	90%	80%
Copays =>	\$50	\$20 / \$50	\$35 / \$0	\$35 / \$0	\$35 / \$0	\$25 / \$75	\$25 / \$75	\$25 / \$75	\$25 / \$75	\$60 / \$80
OOP Maximum =>	\$10000	\$5000/ \$10000	\$7900/ \$15800	\$7900/ \$15800	\$7900/ \$15800	\$7900/ \$15800	\$7900/ \$15800	\$7900/ \$15800	\$7900/ \$15800	\$7900/ \$15800
Pediatric Dental (Yes/No) =>	Yes	Yes	Yes	Yes	Yes	Yes	Yes	Yes	Yes	Yes
Age Band	Tobacco	Non-Tobacco	Tobacco	Non-Tobacco	Tobacco	Non-Tobacco	Tobacco	Non-Tobacco	Tobacco	Non-Tobacco
0 - 14	\$384.88	\$337.01	\$337.01	\$253.94	\$253.94	\$271.04	\$271.04	\$274.87	\$274.87	\$330.62
15	\$419.09	\$366.97	\$366.97	\$276.51	\$276.51	\$295.13	\$295.13	\$299.31	\$299.31	\$360.01
16	\$432.17	\$378.42	\$378.42	\$285.15	\$285.15	\$304.34	\$304.34	\$308.65	\$308.65	\$371.24
17	\$445.25	\$389.88	\$389.88	\$293.78	\$293.78	\$313.56	\$313.56	\$317.99	\$317.99	\$382.48
18	\$470.82	\$402.21	\$412.27	\$303.07	\$310.65	\$323.48	\$331.56	\$328.05	\$336.25	\$394.58
19	\$485.26	\$414.55	\$424.91	\$312.36	\$320.17	\$333.40	\$341.73	\$338.11	\$346.56	\$406.68
20	\$500.22	\$427.32	\$438.01	\$321.99	\$330.04	\$343.67	\$352.26	\$348.53	\$357.24	\$419.21
21	\$515.69	\$440.54	\$451.55	\$331.95	\$340.25	\$354.30	\$363.16	\$359.31	\$368.29	\$432.18
22	\$515.69	\$440.54	\$451.55	\$331.95	\$340.25	\$354.30	\$363.16	\$359.31	\$368.29	\$432.18
23	\$515.69	\$440.54	\$451.55	\$331.95	\$340.25	\$354.30	\$363.16	\$359.31	\$368.29	\$432.18
24	\$515.69	\$440.54	\$451.55	\$331.95	\$340.25	\$354.30	\$363.16	\$359.31	\$368.29	\$432.18
25	\$517.75	\$442.30	\$453.36	\$333.28	\$341.61	\$355.72	\$364.61	\$360.75	\$369.77	\$433.91
26	\$528.06	\$451.11	\$462.39	\$339.92	\$348.41	\$362.80	\$371.87	\$367.93	\$377.13	\$442.55
27	\$540.44	\$461.69	\$473.23	\$347.88	\$356.58	\$371.31	\$380.59	\$376.56	\$385.97	\$452.92
28	\$560.55	\$478.87	\$490.84	\$360.83	\$369.85	\$385.12	\$394.75	\$390.57	\$400.33	\$481.52
29	\$577.05	\$492.96	\$505.29	\$371.45	\$380.74	\$396.46	\$406.37	\$402.07	\$412.12	\$483.61
30	\$585.31	\$500.01	\$512.51	\$376.76	\$386.18	\$402.13	\$412.18	\$407.82	\$418.01	\$490.52
31	\$597.68	\$510.59	\$523.35	\$384.73	\$394.35	\$410.63	\$420.90	\$416.44	\$426.85	\$500.90
32	\$610.06	\$521.16	\$534.19	\$392.70	\$402.51	\$419.14	\$429.62	\$425.06	\$435.69	\$511.27
33	\$617.79	\$527.77	\$540.96	\$397.68	\$407.62	\$424.45	\$435.06	\$430.45	\$441.21	\$517.75
34	\$626.04	\$534.82	\$548.19	\$402.99	\$413.06	\$430.12	\$440.87	\$436.20	\$447.11	\$524.67
35	\$630.17	\$538.34	\$551.80	\$405.64	\$415.78	\$432.95	\$443.78	\$439.08	\$450.05	\$528.12
36	\$634.30	\$541.86	\$555.41	\$408.30	\$418.51	\$435.79	\$446.68	\$441.95	\$453.00	\$531.58
37	\$638.42	\$545.39	\$559.02	\$410.95	\$421.23	\$438.62	\$449.59	\$444.83	\$455.95	\$535.04
38	\$642.55	\$548.91	\$562.64	\$413.61	\$423.95	\$441.46	\$452.49	\$447.70	\$458.89	\$538.50
39	\$650.80	\$555.96	\$569.86	\$418.92	\$429.39	\$447.13	\$458.30	\$453.45	\$464.79	\$545.41
40	\$659.05	\$563.01	\$577.09	\$424.23	\$434.84	\$452.80	\$464.12	\$459.20	\$470.68	\$552.33
41	\$671.43	\$573.58	\$587.92	\$432.20	\$443.00	\$461.30	\$472.83	\$467.82	\$479.52	\$562.70
42	\$683.29	\$583.72	\$598.31	\$439.83	\$450.83	\$469.45	\$481.18	\$476.09	\$487.99	\$572.64
43	\$699.79	\$597.81	\$612.76	\$450.46	\$461.72	\$480.79	\$492.80	\$487.58	\$499.77	\$586.47
44	\$720.42	\$615.43	\$630.82	\$463.73	\$475.33	\$494.96	\$507.33	\$501.96	\$514.50	\$603.76
45	\$744.65	\$636.14	\$652.04	\$479.34	\$491.32	\$511.61	\$524.40	\$518.84	\$531.81	\$624.07
46	\$773.53	\$660.81	\$677.33	\$497.93	\$510.37	\$531.45	\$544.74	\$538.97	\$552.44	\$648.27
47	\$806.02	\$688.56	\$705.78	\$518.84	\$531.81	\$553.77	\$567.62	\$561.60	\$575.64	\$675.50
48	\$843.15	\$720.28	\$738.29	\$542.74	\$556.31	\$579.28	\$593.76	\$587.47	\$602.16	\$706.61
49	\$879.76	\$751.56	\$770.35	\$566.31	\$580.46	\$604.44	\$619.55	\$612.98	\$628.31	\$737.30
50	\$921.02	\$786.80	\$806.47	\$592.86	\$607.68	\$632.78	\$648.60	\$641.73	\$657.77	\$771.87
51	\$961.76	\$821.61	\$842.15	\$619.09	\$634.56	\$660.77	\$677.29	\$670.11	\$686.87	\$806.02
52	\$1,006.62	\$859.93	\$881.43	\$647.97	\$664.17	\$691.59	\$708.88	\$701.37	\$718.91	\$843.62
53	\$1,052.00	\$898.70	\$921.17	\$677.18	\$694.11	\$722.77	\$740.84	\$732.99	\$751.32	\$881.65
54	\$1,100.99	\$940.55	\$964.07	\$708.71	\$726.43	\$756.43	\$775.34	\$767.13	\$786.31	\$922.70
55	\$1,149.98	\$982.40	\$1,006.96	\$740.25	\$758.75	\$790.09	\$809.84	\$801.26	\$821.29	\$963.76
56	\$1,203.10	\$1,027.78	\$1,053.47	\$774.44	\$793.80	\$826.58	\$847.25	\$838.27	\$859.23	\$1,008.28
57	\$1,256.73	\$1,073.60	\$1,100.44	\$808.96	\$829.19	\$863.43	\$885.01	\$875.64	\$897.53	\$1,053.22
58	\$1,313.97	\$1,122.50	\$1,150.56	\$845.81	\$866.95	\$902.76	\$925.33	\$915.52	\$938.41	\$1,101.19
59	\$1,342.34	\$1,146.73	\$1,175.39	\$864.07	\$885.67	\$922.24	\$945.30	\$935.28	\$958.67	\$1,124.96
60	\$1,399.58	\$1,195.63	\$1,225.52	\$900.91	\$923.44	\$961.57	\$985.61	\$975.17	\$999.55	\$1,202.26
61	\$1,449.08	\$1,237.92	\$1,268.87	\$932.78	\$956.10	\$995.58	\$1,020.47	\$1,009.66	\$1,034.90	\$1,214.43
62	\$1,481.57	\$1,265.67	\$1,297.31	\$953.69	\$977.53	\$1,017.90	\$1,043.35	\$1,032.30	\$1,058.11	\$1,241.65
63	\$1,522.31	\$1,300.47	\$1,332.99	\$979.92	\$1,004.41	\$1,045.89	\$1,072.04	\$1,060.68	\$1,087.20	\$1,275.80
64+	\$1,547.06	\$1,321.62	\$1,354.66	\$995.85	\$1,020.75	\$1,062.90	\$1,089.47	\$1,077.93	\$1,104.88	\$1,296.54

Company Name:
Market:
Product:
Effective Date of Rates:

HIOS Plan ID (On Exchange)=>			16322PA0040046		16322PA0040046		16322PA0040046		16322PA0050029		16322PA0050030		16322PA0050031		16322PA0050031	
HIOS Plan ID (Off Exchange)=>	16322PA0040045		16322PA0040045		16322PA0040046		16322PA0040046		16322PA0050029		16322PA0050030		16322PA0050031		16322PA0050031	
Plan Marketing Name =>	antage Silver \$2,000/\$60 - Premium		antage Silver \$2,000/\$60 - Premium		antage Gold \$800/\$20 - Premium		antage Gold \$800/\$20 - Premium		antage Gold \$800/\$20 - Premium		antage Silver \$0/\$50 - Select		antage Silver \$1,750/\$50 - Select		antage Silver \$3,500/\$25 - Select	
Form # =>	675		675		675		675		675		672		672		672	
Rating Area =>	6		7		3		6		7		4		4		4	
Network =>	Premium East w/Dominion PEDS		Premium East w/Dominion PEDS		Premium East w/Dominion PEDS		Premium East w/Dominion PEDS		Premium East w/Dominion PEDS		EPO Select w/Dominion PEDS		EPO Select w/Dominion PEDS		EPO Select w/Dominion PEDS	
Metal =>	Silver		Silver		Gold		Gold		Gold		Silver		Silver		Silver	
Deductible =>	\$2000/ \$4000		\$2000/ \$4000		\$800/ \$1600		\$800/ \$1600		\$800/ \$1600		\$0/ \$0		\$1750/ \$3500		\$3500/ \$7000	
Coinsurance =>	80%		80%		90%		90%		90%		100%		80%		90%	
Copays =>	\$60 / \$80		\$60 / \$80		\$20 / \$50		\$20 / \$50		\$20 / \$50		\$50 / \$100		\$50 / \$80		\$25 / \$75	
OOP Maximum =>	\$7900/ \$15800		\$7900/ \$15800		\$5000/ \$10000		\$5000/ \$10000		\$5000/ \$10000		\$7900/ \$15800		\$7900/ \$15800		\$7900/ \$15800	
Pediatric Dental (Yes/No) =>	Yes		Yes		Yes		Yes		Yes		Yes		Yes		Yes	
Age Band	Non-Tobacco	Tobacco	Non-Tobacco	Tobacco	Non-Tobacco	Tobacco	Non-Tobacco	Tobacco	Non-Tobacco	Tobacco	Non-Tobacco	Tobacco	Non-Tobacco	Tobacco	Non-Tobacco	Tobacco
0 - 14	\$290.73	\$290.73	\$294.84	\$294.84	\$355.58	\$355.58	\$379.52	\$379.52	\$384.88	\$384.88	\$210.74	\$210.74	\$210.86	\$210.86	\$207.40	\$207.40
15	\$316.57	\$316.57	\$321.05	\$321.05	\$387.19	\$387.19	\$413.25	\$413.25	\$419.09	\$419.09	\$229.47	\$229.47	\$229.61	\$229.61	\$225.83	\$225.83
16	\$326.45	\$326.45	\$331.07	\$331.07	\$399.27	\$399.27	\$426.15	\$426.15	\$432.17	\$432.17	\$236.64	\$236.64	\$236.77	\$236.77	\$232.88	\$232.88
17	\$336.34	\$336.34	\$341.09	\$341.09	\$411.36	\$411.36	\$439.05	\$439.05	\$445.25	\$445.25	\$243.80	\$243.80	\$243.94	\$243.94	\$239.93	\$239.93
18	\$346.98	\$355.65	\$351.88	\$360.68	\$424.37	\$434.98	\$452.94	\$464.26	\$459.34	\$470.82	\$251.51	\$257.80	\$251.66	\$257.95	\$247.52	\$253.71
19	\$357.62	\$366.56	\$362.67	\$371.74	\$437.39	\$448.32	\$466.83	\$478.50	\$473.43	\$485.26	\$259.23	\$265.71	\$259.38	\$265.86	\$255.11	\$261.49
20	\$368.64	\$377.85	\$373.85	\$383.19	\$450.87	\$462.14	\$481.22	\$493.25	\$488.02	\$500.22	\$267.22	\$273.90	\$267.37	\$274.06	\$262.98	\$269.55
21	\$380.04	\$389.54	\$385.41	\$395.05	\$464.81	\$476.43	\$496.10	\$508.50	\$503.11	\$515.69	\$275.48	\$282.37	\$275.64	\$282.53	\$271.11	\$277.89
22	\$380.04	\$389.54	\$385.41	\$395.05	\$464.81	\$476.43	\$496.10	\$508.50	\$503.11	\$515.69	\$275.48	\$282.37	\$275.64	\$282.53	\$271.11	\$277.89
23	\$380.04	\$389.54	\$385.41	\$395.05	\$464.81	\$476.43	\$496.10	\$508.50	\$503.11	\$515.69	\$275.48	\$282.37	\$275.64	\$282.53	\$271.11	\$277.89
24	\$380.04	\$389.54	\$385.41	\$395.05	\$464.81	\$476.43	\$496.10	\$508.50	\$503.11	\$515.69	\$275.48	\$282.37	\$275.64	\$282.53	\$271.11	\$277.89
25	\$381.56	\$391.10	\$386.95	\$396.63	\$466.67	\$478.34	\$498.08	\$510.54	\$505.12	\$517.75	\$276.58	\$283.50	\$276.74	\$283.66	\$272.19	\$279.00
26	\$389.16	\$398.89	\$394.66	\$404.53	\$475.97	\$487.86	\$508.01	\$520.71	\$515.18	\$528.06	\$289.14	\$282.26	\$289.31	\$277.62	\$284.56	\$299.34
27	\$398.28	\$408.24	\$403.91	\$414.01	\$487.12	\$499.30	\$519.91	\$532.91	\$527.26	\$540.44	\$288.70	\$295.92	\$288.87	\$296.09	\$284.12	\$291.23
28	\$413.10	\$423.43	\$418.94	\$429.41	\$505.25	\$517.88	\$539.26	\$552.74	\$546.88	\$560.55	\$306.93	\$309.62	\$307.11	\$294.70	\$302.06	\$317.75
29	\$425.26	\$435.90	\$431.27	\$442.06	\$520.12	\$533.13	\$555.14	\$569.01	\$562.98	\$577.05	\$308.26	\$315.97	\$308.44	\$316.15	\$303.37	\$310.96
30	\$431.35	\$442.13	\$437.44	\$448.38	\$527.56	\$540.75	\$563.07	\$577.15	\$571.03	\$585.31	\$312.67	\$320.49	\$312.85	\$320.67	\$307.71	\$315.40
31	\$440.47	\$451.48	\$446.69	\$457.86	\$538.71	\$552.18	\$574.98	\$589.35	\$583.10	\$597.68	\$319.28	\$327.26	\$319.47	\$327.45	\$314.22	\$322.07
32	\$449.59	\$460.83	\$455.94	\$467.34	\$549.87	\$563.62	\$586.89	\$601.56	\$595.18	\$610.06	\$325.89	\$334.04	\$326.08	\$334.23	\$320.72	\$328.74
33	\$455.29	\$466.67	\$461.72	\$473.26	\$556.84	\$570.76	\$594.33	\$609.19	\$603.79	\$617.79	\$330.03	\$338.28	\$330.22	\$338.47	\$332.91	\$340.20
34	\$461.37	\$472.90	\$467.89	\$479.58	\$564.28	\$578.39	\$602.27	\$617.32	\$610.78	\$626.04	\$334.43	\$342.79	\$334.63	\$342.99	\$329.13	\$337.36
35	\$464.41	\$476.02	\$470.97	\$482.75	\$568.00	\$582.20	\$606.23	\$621.39	\$614.80	\$630.17	\$336.64	\$345.05	\$336.83	\$345.25	\$331.30	\$339.58
36	\$467.45	\$479.14	\$474.05	\$485.91	\$571.72	\$586.01	\$610.20	\$625.46	\$618.83	\$634.30	\$338.84	\$347.31	\$339.04	\$347.51	\$333.47	\$341.80
37	\$470.49	\$482.25	\$477.14	\$489.07	\$575.43	\$589.82	\$614.17	\$629.53	\$622.85	\$638.42	\$341.04	\$349.57	\$341.24	\$349.77	\$335.63	\$344.03
38	\$473.53	\$485.37	\$480.22	\$492.23	\$579.15	\$593.63	\$618.14	\$633.59	\$626.88	\$642.55	\$343.25	\$351.83	\$343.45	\$352.03	\$337.80	\$346.25
39	\$479.61	\$491.60	\$486.39	\$498.55	\$586.59	\$601.25	\$626.08	\$641.73	\$634.92	\$650.80	\$347.66	\$356.35	\$347.86	\$356.55	\$342.14	\$350.69
40	\$485.69	\$497.83	\$492.55	\$504.87	\$594.03	\$608.88	\$634.02	\$649.87	\$642.97	\$659.05	\$352.06	\$360.87	\$352.27	\$361.07	\$346.48	\$355.14
41	\$494.81	\$507.18	\$501.80	\$514.35	\$605.18	\$620.31	\$645.92	\$662.07	\$655.05	\$671.43	\$358.67	\$367.64	\$358.88	\$367.86	\$352.99	\$361.81
42	\$503.55	\$516.14	\$510.67	\$523.43	\$615.87	\$631.27	\$657.33	\$673.77	\$666.62	\$683.29	\$365.01	\$374.14	\$365.22	\$374.35	\$359.22	\$368.20
43	\$515.71	\$528.61	\$523.00	\$536.08	\$630.75	\$646.52	\$673.21	\$690.04	\$682.72	\$699.79	\$373.83	\$383.17	\$374.04	\$383.39	\$377.09	\$396.68
44	\$530.92	\$544.19	\$538.42	\$551.88	\$649.34	\$665.57	\$693.05	\$710.38	\$702.84	\$720.42	\$384.85	\$394.47	\$385.07	\$394.70	\$378.74	\$388.21
45	\$548.78	\$562.50	\$556.53	\$570.45	\$671.19	\$687.97	\$716.37	\$734.28	\$726.49	\$744.65	\$397.79	\$407.74	\$398.02	\$407.97	\$391.48	\$401.27
46	\$570.06	\$584.31	\$578.12	\$592.57	\$697.22	\$714.65	\$744.15	\$762.75	\$754.67	\$773.53	\$413.22	\$423.55	\$413.46	\$423.80	\$406.67	\$416.83
47	\$594.00	\$608.85	\$602.40	\$617.46	\$726.50	\$744.66	\$775.40	\$794.79	\$786.36	\$806.02	\$430.58	\$441.34	\$430.83	\$441.60	\$423.74	\$434.34
48	\$621.37	\$636.90	\$630.15	\$645.90	\$759.96	\$778.96	\$811.12	\$831.40	\$822.58	\$843.15	\$450.41	\$461.67	\$450.67	\$461.94	\$443.26	\$454.35
49	\$648.35	\$664.56	\$657.51	\$673.95	\$792.97	\$812.79	\$846.35	\$867.51	\$858.31	\$879.76	\$469.97	\$481.72	\$470.24	\$482.00	\$462.51	\$474.08
50	\$678.75	\$695.72	\$688.34	\$705.55	\$830.15	\$850.90	\$886.03	\$908.19	\$898.55	\$921.02	\$504.31	\$516.29	\$504.60	\$516.29	\$494.08	\$506.20
51	\$708.77	\$726.49	\$718.79	\$736.76	\$866.87	\$888.54	\$925.23	\$948.36	\$938.30	\$961.76	\$513.77	\$526.61	\$514.07	\$526.92	\$505.62	\$518.26
52	\$741.84	\$760.38	\$752.32	\$771.13	\$907.31	\$929.99	\$968.39	\$992.60	\$982.07	\$1,006.62	\$537.74	\$551.18	\$538.05	\$551.50	\$529.21	\$542.44
53	\$775.28	\$794.66	\$786.24	\$805.89	\$948.21	\$971.92	\$1,012.04	\$1,037.35	\$1,026.34	\$1,052.00	\$561.98	\$576.03	\$562.31	\$576.36	\$556.89	\$566.33
54	\$811.39	\$831.67	\$822.85	\$843.42	\$992.37	\$1,017.18	\$1,059.17	\$1,085.65	\$1,074.14	\$1,100.99	\$588.15	\$602.85	\$588.49	\$603.20	\$578.82	\$593.29
55	\$847.49	\$868.68	\$859.46	\$880.95	\$1,036.53	\$1,062.44	\$1,106.30	\$1,133.96	\$1,121.94	\$1,149.98	\$614.32	\$629.68	\$614.68	\$630.04	\$604.58	\$619.69
56	\$886.63	\$908.80	\$899.16	\$921.64	\$1,084.40	\$1,111.51	\$1,157.40	\$1,186.34	\$1,173.76	\$1,203.10	\$642.69	\$658.76	\$643.07	\$659.14	\$632.50	\$648.31
57	\$926.16	\$949.31	\$939.24	\$962.73	\$1,132.74	\$1,161.06	\$1,209.00	\$1,239.22	\$1,226.08	\$1,256.73	\$671.34	\$688.13	\$671.73	\$688.53	\$660.70	\$677.21
58	\$968.34	\$992.55	\$982.02	\$1,006.58	\$1,184.34	\$1,213.94	\$1,264.06	\$1,295.66	\$1,281.92	\$1,313.97	\$701.92	\$719.87	\$702.33	\$719.89	\$690.79	\$708.06
59	\$989.24	\$1,013.98	\$1,003.22	\$1,028.30	\$1,209.90	\$1,240.15	\$1,291.35	\$1,323.63	\$1,309.60	\$1,342.34	\$717.07	\$735.00	\$717.49	\$735.43	\$705.70	\$723.34
60	\$1,031.43	\$1,057.21	\$1,046.00	\$1,072.15	\$1,261.49	\$1,293.03	\$1,346.42	\$1,380.08	\$1,365.44	\$1,399.58	\$748.09	\$766.79	\$748.09	\$766.79	\$735.79	\$753.34
61	\$1,067.91	\$1,094.61	\$1,083.00	\$1,110.08	\$1,306.12	\$1,338.77	\$1,394.04	\$1,428.89	\$1,413.74	\$1,449.08	\$774.10	\$793.45	\$774.55	\$793.91	\$761.82	\$780.86
62	\$1,091.85	\$1,119.15	\$1,107.28	\$1,1												

Company Name:
Market:
Product:
Effective Date of Rates:

HIOS Plan ID (On Exchange)=>	0050033	16322PA0050035	16322PA0050100	16322PA0050100	16322PA0050100	16322PA0050100	16322PA0050100	16322PA0050101	16322PA0050102	16322PA0050102
HIOS Plan ID (Off Exchange)=>	0050033	16322PA0050035	16322PA0050100	16322PA0050100	16322PA0050100	16322PA0050100	16322PA0050100	16322PA0050101	16322PA0050102	16322PA0050102
Plan Marketing Name =>	\$00/\$20 - Select	antage Platinum \$250/\$20 - Select	antage Bronze \$6,950/\$35 - Part	antage Bronze \$6,950/\$35 - Part	antage Bronze \$6,950/\$35 - Part	antage Bronze \$6,950/\$35 - Part	antage Bronze \$6,950/\$35 - Part	antage Bronze \$6,950/\$35 - Select	antage Silver \$0/\$50 - Partner	antage Silver \$0/\$50 - Partner
Form # =>	72	672	672	672	672	672	672	672	672	672
Rating Area =>	4	4	1	3	4	5	4	1	3	
Network =>	Dominion PEDS	EPO Select w/Dominion PEDS	EPO Partner w/Dominion PEDS	EPO Partner w/Dominion PEDS	EPO Partner w/Dominion PEDS	EPO Partner w/Dominion PEDS	EPO Partner w/Dominion PEDS	EPO Select w/Dominion PEDS	EPO Partner w/Dominion PEDS	EPO Partner w/Dominion PEDS
Metal =>	Id	Platinum	Bronze	Bronze	Bronze	Bronze	Bronze	Bronze	Silver	Silver
Deductible =>	\$1600	\$250/ \$500	\$6950/ \$13900	\$6950/ \$13900	\$6950/ \$13900	\$6950/ \$13900	\$6950/ \$13900	\$6950/ \$13900	\$0/ \$0	\$0/ \$0
Coinsurance =>	%	90%	100%	100%	100%	100%	100%	100%	100%	100%
Copays =>	\$50	\$20 / 10%	\$35 / \$0	\$35 / \$0	\$35 / \$0	\$35 / \$0	\$35 / \$0	\$35 / \$0	\$50 / \$100	\$50 / \$100
OOP Maximum =>	\$10000	\$1500/ \$3000	\$7900/ \$15800	\$7900/ \$15800	\$7900/ \$15800	\$7900/ \$15800	\$7900/ \$15800	\$7900/ \$15800	\$7900/ \$15800	\$7900/ \$15800
Pediatric Dental (Yes/No) =>	Yes	Yes	Yes	Yes	Yes	Yes	Yes	Yes	Yes	Yes
Age Band	Tobacco	Non-Tobacco	Tobacco	Non-Tobacco	Tobacco	Non-Tobacco	Tobacco	Non-Tobacco	Tobacco	Non-Tobacco
0 - 14	\$223.62	\$392.71	\$392.71	\$152.52	\$152.52	\$192.46	\$192.46	\$152.52	\$152.52	\$161.12
15	\$243.50	\$427.62	\$427.62	\$166.08	\$166.08	\$209.57	\$209.57	\$166.08	\$166.08	\$175.44
16	\$251.10	\$440.97	\$440.97	\$171.26	\$171.26	\$216.11	\$216.11	\$171.26	\$171.26	\$180.91
17	\$258.70	\$454.31	\$454.31	\$176.44	\$176.44	\$222.65	\$222.65	\$176.44	\$176.44	\$186.39
18	\$273.56	\$468.69	\$480.41	\$182.02	\$186.58	\$229.69	\$235.43	\$182.02	\$186.58	\$192.29
19	\$281.95	\$483.06	\$495.14	\$187.61	\$192.30	\$236.74	\$242.66	\$187.61	\$192.30	\$198.18
20	\$290.64	\$497.95	\$510.40	\$193.39	\$198.22	\$244.03	\$250.13	\$193.39	\$198.22	\$204.29
21	\$299.63	\$513.35	\$526.18	\$199.37	\$204.35	\$251.58	\$257.87	\$199.37	\$204.35	\$210.61
22	\$299.63	\$513.35	\$526.18	\$199.37	\$204.35	\$251.58	\$257.87	\$199.37	\$204.35	\$210.61
23	\$299.63	\$513.35	\$526.18	\$199.37	\$204.35	\$251.58	\$257.87	\$199.37	\$204.35	\$210.61
24	\$299.63	\$513.35	\$526.18	\$199.37	\$204.35	\$251.58	\$257.87	\$199.37	\$204.35	\$210.61
25	\$300.83	\$515.40	\$528.29	\$200.17	\$205.17	\$252.59	\$258.90	\$200.17	\$205.17	\$211.45
26	\$306.82	\$525.67	\$538.81	\$204.15	\$209.26	\$257.62	\$264.06	\$204.15	\$209.26	\$215.66
27	\$314.01	\$537.99	\$551.44	\$208.94	\$214.16	\$263.66	\$270.25	\$208.94	\$214.16	\$220.72
28	\$325.70	\$558.01	\$571.96	\$216.72	\$222.13	\$273.47	\$280.30	\$216.72	\$222.13	\$228.93
29	\$335.28	\$574.44	\$588.80	\$223.10	\$228.67	\$281.52	\$288.56	\$223.10	\$228.67	\$235.67
30	\$340.08	\$582.65	\$597.22	\$226.28	\$231.94	\$285.54	\$292.68	\$226.28	\$231.94	\$239.04
31	\$347.27	\$594.97	\$609.85	\$231.07	\$236.85	\$291.58	\$298.87	\$231.07	\$236.85	\$244.10
32	\$354.46	\$607.29	\$622.48	\$235.85	\$241.75	\$297.62	\$305.06	\$235.85	\$241.75	\$249.15
33	\$358.95	\$614.99	\$630.37	\$238.85	\$244.82	\$301.39	\$308.93	\$238.85	\$244.82	\$252.31
34	\$363.75	\$623.21	\$638.79	\$242.04	\$248.09	\$305.42	\$313.05	\$242.04	\$248.09	\$255.68
35	\$366.15	\$627.31	\$643.00	\$243.63	\$249.72	\$307.43	\$315.12	\$243.63	\$249.72	\$257.37
36	\$368.54	\$631.42	\$647.21	\$245.23	\$251.36	\$309.44	\$317.18	\$245.23	\$251.36	\$259.05
37	\$370.94	\$635.53	\$651.42	\$246.82	\$252.99	\$311.46	\$319.24	\$246.82	\$252.99	\$260.74
38	\$373.34	\$639.63	\$655.62	\$248.42	\$254.63	\$313.47	\$321.31	\$248.42	\$254.63	\$262.42
39	\$378.13	\$647.85	\$664.04	\$251.60	\$257.90	\$317.49	\$325.43	\$251.60	\$257.90	\$265.79
40	\$382.92	\$656.06	\$672.46	\$254.79	\$261.16	\$321.52	\$329.56	\$254.79	\$261.16	\$269.16
41	\$390.12	\$668.38	\$685.09	\$259.58	\$266.07	\$327.56	\$335.75	\$259.58	\$266.07	\$274.21
42	\$397.01	\$680.19	\$697.19	\$264.17	\$270.77	\$333.34	\$341.68	\$264.17	\$270.77	\$279.06
43	\$406.60	\$696.62	\$714.03	\$270.55	\$277.31	\$341.39	\$349.93	\$270.55	\$277.31	\$285.80
44	\$418.58	\$717.15	\$735.08	\$278.52	\$285.48	\$351.46	\$360.24	\$278.52	\$285.48	\$294.22
45	\$432.66	\$741.28	\$759.81	\$287.89	\$295.09	\$363.28	\$372.36	\$287.89	\$295.09	\$304.12
46	\$449.44	\$770.03	\$789.28	\$299.06	\$306.53	\$377.37	\$386.80	\$299.06	\$306.53	\$315.92
47	\$468.32	\$802.37	\$822.43	\$311.62	\$319.41	\$393.22	\$403.05	\$311.62	\$319.41	\$329.18
48	\$489.89	\$839.33	\$860.31	\$325.97	\$334.12	\$411.33	\$421.62	\$325.97	\$334.12	\$344.35
49	\$511.17	\$875.78	\$897.67	\$340.13	\$348.63	\$429.20	\$439.93	\$340.13	\$348.63	\$359.30
50	\$535.14	\$916.84	\$939.76	\$356.07	\$364.98	\$449.32	\$460.55	\$356.07	\$364.98	\$376.15
51	\$558.81	\$957.40	\$981.33	\$371.83	\$381.12	\$469.20	\$480.93	\$371.83	\$381.12	\$392.79
52	\$584.87	\$1,002.06	\$1,027.11	\$389.17	\$398.90	\$491.08	\$503.36	\$389.17	\$398.90	\$411.11
53	\$611.24	\$1,047.23	\$1,073.41	\$406.71	\$416.88	\$513.22	\$526.05	\$406.71	\$416.88	\$429.64
54	\$639.71	\$1,096.00	\$1,123.40	\$425.65	\$436.30	\$537.12	\$550.55	\$425.65	\$436.30	\$449.65
55	\$668.17	\$1,144.77	\$1,173.39	\$444.60	\$455.71	\$561.02	\$575.05	\$444.60	\$455.71	\$469.66
56	\$699.03	\$1,197.65	\$1,227.59	\$465.13	\$476.76	\$586.94	\$601.61	\$465.13	\$476.76	\$491.35
57	\$730.19	\$1,251.03	\$1,282.31	\$485.86	\$498.01	\$613.10	\$628.43	\$485.86	\$498.01	\$513.26
58	\$763.45	\$1,308.02	\$1,340.72	\$507.99	\$520.69	\$641.03	\$657.05	\$507.99	\$520.69	\$536.63
59	\$779.93	\$1,336.25	\$1,369.66	\$518.96	\$531.93	\$654.86	\$671.23	\$518.96	\$531.93	\$548.22
60	\$813.19	\$1,393.23	\$1,428.06	\$541.09	\$554.62	\$682.79	\$699.86	\$541.09	\$554.62	\$571.60
61	\$841.95	\$1,442.51	\$1,478.58	\$560.23	\$574.24	\$706.94	\$724.61	\$560.23	\$574.24	\$591.81
62	\$860.83	\$1,474.85	\$1,511.73	\$572.79	\$587.11	\$722.79	\$740.86	\$572.79	\$587.11	\$605.08
63	\$884.50	\$1,515.41	\$1,553.29	\$588.54	\$603.25	\$742.66	\$761.23	\$588.54	\$603.25	\$621.72
64+	\$898.88	\$1,540.05	\$1,578.55	\$598.11	\$613.06	\$754.74	\$773.61	\$598.11	\$613.06	\$631.83

Company Name:
Market:
Product:
Effective Date of Rates:

HIOS Plan ID (On Exchange)=>	16322PA0050102	16322PA0050102	16322PA0050103	16322PA0050103	16322PA0050103	16322PA0050103	16322PA0050103	16322PA0050104	16322PA0050104	16322PA0050104
HIOS Plan ID (Off Exchange)=>	16322PA0050102	16322PA0050102	16322PA0050103	16322PA0050103	16322PA0050103	16322PA0050103	16322PA0050103	16322PA0050104	16322PA0050104	16322PA0050104
Plan Marketing Name =>	vantage Silver \$0/\$50 - Partner	vantage Silver \$0/\$50 - Partner	vantage Silver \$1,750/\$50 - Partner	vantage Silver \$1,750/\$50 - Partner	vantage Silver \$1,750/\$50 - Partner	vantage Silver \$1,750/\$50 - Partner	vantage Silver \$1,750/\$50 - Partner	vantage Silver \$3,500/\$25 - Partner	vantage Silver \$3,500/\$25 - Partner	vantage Silver \$3,500/\$25 - Partner
Form # =>	672	672	672	672	672	672	672	672	672	672
Rating Area =>	4	5	1	3	4	5	1	3	3	3
Network =>	EPO Partner w/Dominion PEDS	EPO Partner w/Dominion PEDS	EPO Partner w/Dominion PEDS	EPO Partner w/Dominion PEDS	EPO Partner w/Dominion PEDS	EPO Partner w/Dominion PEDS	EPO Partner w/Dominion PEDS	EPO Partner w/Dominion PEDS	EPO Partner w/Dominion PEDS	EPO Partner w/Dominion PEDS
Metal =>	Silver	Silver	Silver	Silver	Silver	Silver	Silver	Silver	Silver	Silver
Deductible =>	\$0 / \$0	\$0 / \$0	\$1750 / \$3500	\$1750 / \$3500	\$1750 / \$3500	\$1750 / \$3500	\$1750 / \$3500	\$3500 / \$7000	\$3500 / \$7000	\$3500 / \$7000
Coinurance =>	100%	100%	80%	80%	80%	80%	80%	90%	90%	90%
Copays =>	\$50 / \$100	\$50 / \$100	\$50 / \$80	\$50 / \$80	\$50 / \$80	\$50 / \$80	\$50 / \$80	\$25 / \$75	\$25 / \$75	\$25 / \$75
OOP Maximum =>	\$7900 / \$15800	\$7900 / \$15800	\$7900 / \$15800	\$7900 / \$15800	\$7900 / \$15800	\$7900 / \$15800	\$7900 / \$15800	\$7900 / \$15800	\$7900 / \$15800	\$7900 / \$15800
Pediatric Dental (Yes/No) =>	Yes	Yes	Yes	Yes	Yes	Yes	Yes	Yes	Yes	Yes
Age Band	Non-Tobacco	Tobacco	Non-Tobacco	Tobacco	Non-Tobacco	Tobacco	Non-Tobacco	Tobacco	Non-Tobacco	Tobacco
0 - 14	\$199.49	\$199.49	\$199.49	\$199.49	\$199.60	\$199.60	\$251.88	\$251.88	\$199.60	\$199.60
15	\$217.22	\$217.22	\$217.22	\$217.22	\$217.35	\$217.35	\$274.27	\$274.27	\$217.35	\$217.35
16	\$224.00	\$224.00	\$224.00	\$224.00	\$224.13	\$224.13	\$282.83	\$282.83	\$224.13	\$224.13
17	\$230.78	\$230.78	\$230.78	\$230.78	\$230.91	\$230.91	\$291.39	\$291.39	\$230.91	\$230.91
18	\$238.08	\$244.04	\$238.08	\$244.04	\$238.22	\$244.18	\$300.61	\$308.12	\$238.22	\$244.18
19	\$245.38	\$251.52	\$245.38	\$251.52	\$245.53	\$251.66	\$309.82	\$317.57	\$245.53	\$251.66
20	\$252.95	\$259.27	\$252.95	\$259.27	\$253.09	\$259.42	\$319.37	\$327.36	\$253.09	\$259.42
21	\$260.77	\$267.29	\$260.77	\$267.29	\$260.92	\$267.44	\$329.25	\$337.48	\$260.92	\$267.44
22	\$260.77	\$267.29	\$260.77	\$267.29	\$260.92	\$267.44	\$329.25	\$337.48	\$260.92	\$267.44
23	\$260.77	\$267.29	\$260.77	\$267.29	\$260.92	\$267.44	\$329.25	\$337.48	\$260.92	\$267.44
24	\$260.77	\$267.29	\$260.77	\$267.29	\$260.92	\$267.44	\$329.25	\$337.48	\$260.92	\$267.44
25	\$261.81	\$268.36	\$261.81	\$268.36	\$261.96	\$268.51	\$330.57	\$338.83	\$261.96	\$268.51
26	\$267.03	\$273.70	\$267.03	\$273.70	\$267.18	\$273.86	\$337.15	\$345.58	\$267.18	\$273.86
27	\$273.29	\$280.12	\$273.29	\$280.12	\$273.44	\$280.28	\$345.05	\$353.68	\$273.44	\$280.28
28	\$283.46	\$290.54	\$283.46	\$290.54	\$283.62	\$290.71	\$357.89	\$366.84	\$283.62	\$290.71
29	\$291.80	\$299.10	\$291.80	\$299.10	\$291.97	\$299.27	\$368.43	\$377.64	\$291.97	\$299.27
30	\$295.97	\$303.37	\$295.97	\$303.37	\$296.14	\$303.55	\$373.70	\$383.04	\$296.14	\$303.55
31	\$302.23	\$309.79	\$302.23	\$309.79	\$302.41	\$309.97	\$381.60	\$391.14	\$302.41	\$309.97
32	\$308.49	\$316.20	\$308.49	\$316.20	\$308.67	\$316.39	\$389.50	\$399.24	\$308.67	\$316.39
33	\$312.40	\$320.21	\$312.40	\$320.21	\$312.58	\$320.40	\$394.44	\$404.30	\$312.58	\$320.40
34	\$316.57	\$324.49	\$316.57	\$324.49	\$316.76	\$324.68	\$399.71	\$409.70	\$316.76	\$324.68
35	\$318.66	\$326.63	\$318.66	\$326.63	\$318.84	\$326.82	\$402.34	\$412.40	\$318.84	\$326.82
36	\$320.75	\$328.77	\$320.75	\$328.77	\$320.93	\$328.95	\$404.98	\$415.10	\$320.93	\$328.95
37	\$322.83	\$330.90	\$322.83	\$330.90	\$323.02	\$331.09	\$407.61	\$417.80	\$323.02	\$331.09
38	\$324.92	\$333.04	\$324.92	\$333.04	\$325.11	\$333.23	\$410.25	\$420.50	\$325.11	\$333.23
39	\$329.09	\$337.32	\$329.09	\$337.32	\$329.28	\$337.51	\$415.51	\$425.90	\$329.28	\$337.51
40	\$333.26	\$341.60	\$333.26	\$341.60	\$333.46	\$341.79	\$420.78	\$431.30	\$333.46	\$341.79
41	\$339.52	\$348.01	\$339.52	\$348.01	\$339.72	\$348.21	\$428.68	\$439.40	\$339.72	\$348.21
42	\$345.52	\$354.16	\$345.52	\$354.16	\$345.72	\$354.36	\$436.26	\$447.16	\$345.72	\$354.36
43	\$353.86	\$362.71	\$353.86	\$362.71	\$354.07	\$362.92	\$446.79	\$457.96	\$354.07	\$362.92
44	\$364.30	\$373.40	\$364.30	\$373.40	\$364.51	\$373.62	\$459.96	\$471.46	\$364.51	\$373.62
45	\$376.55	\$385.97	\$376.55	\$385.97	\$376.77	\$386.19	\$475.44	\$487.32	\$376.77	\$386.19
46	\$391.16	\$400.93	\$391.16	\$400.93	\$391.38	\$401.16	\$493.88	\$506.22	\$391.38	\$401.16
47	\$407.58	\$417.77	\$407.58	\$417.77	\$407.82	\$418.01	\$514.62	\$527.48	\$407.82	\$418.01
48	\$426.36	\$437.02	\$426.36	\$437.02	\$426.60	\$437.27	\$538.32	\$551.78	\$426.60	\$437.27
49	\$444.87	\$456.00	\$444.87	\$456.00	\$445.13	\$456.26	\$561.70	\$575.74	\$445.13	\$456.26
50	\$465.74	\$477.38	\$465.74	\$477.38	\$466.00	\$477.65	\$588.04	\$602.74	\$466.00	\$477.65
51	\$486.34	\$498.49	\$486.34	\$498.49	\$486.62	\$498.78	\$614.05	\$629.40	\$486.62	\$498.78
52	\$509.02	\$521.75	\$509.02	\$521.75	\$509.32	\$522.05	\$642.70	\$658.76	\$509.32	\$522.05
53	\$531.97	\$545.27	\$531.97	\$545.27	\$532.28	\$545.58	\$671.67	\$688.46	\$532.28	\$545.58
54	\$556.74	\$570.66	\$556.74	\$570.66	\$557.06	\$570.99	\$702.95	\$720.52	\$557.06	\$570.99
55	\$581.52	\$596.06	\$581.52	\$596.06	\$581.85	\$596.40	\$734.23	\$752.58	\$581.85	\$596.40
56	\$608.38	\$623.59	\$608.38	\$623.59	\$608.73	\$623.94	\$768.14	\$787.34	\$608.73	\$623.94
57	\$635.50	\$651.38	\$635.50	\$651.38	\$635.86	\$651.76	\$802.38	\$822.44	\$635.86	\$651.76
58	\$664.44	\$681.05	\$664.44	\$681.05	\$664.82	\$681.44	\$838.93	\$859.90	\$664.82	\$681.44
59	\$678.78	\$695.75	\$678.78	\$695.75	\$679.17	\$696.15	\$857.04	\$878.46	\$679.17	\$696.15
60	\$707.73	\$725.42	\$707.73	\$725.42	\$708.14	\$725.84	\$893.58	\$915.92	\$708.14	\$725.84
61	\$732.76	\$751.08	\$732.76	\$751.08	\$733.19	\$751.51	\$925.19	\$948.32	\$733.19	\$751.51
62	\$749.19	\$767.92	\$749.19	\$767.92	\$749.62	\$768.36	\$945.94	\$969.58	\$749.62	\$768.36
63	\$769.79	\$789.04	\$769.79	\$789.04	\$770.24	\$789.49	\$971.95	\$996.24	\$770.24	\$789.49
64+	\$782.31	\$801.87	\$782.31	\$801.87	\$782.76	\$802.33	\$987.75	\$1,012.44	\$782.76	\$802.33

Company Name:
Market:
Product:
Effective Date of Rates:

HIOS Plan ID (On Exchange)=>	0050104	16322PA0050104											16322PA0050106	16322PA0050106	16322PA0050106
HIOS Plan ID (Off Exchange)=>	0050104	16322PA0050104	16322PA0050105	16322PA0050105	16322PA0050105	16322PA0050105	16322PA0050105	16322PA0050105	16322PA0050105	16322PA0050105	16322PA0050105	16322PA0050105	16322PA0050106	16322PA0050106	16322PA0050106
Plan Marketing Name =>	500/\$25 - Partne	antage Silver \$3,500/\$25 - Partne	antage Silver HSA \$2,700/20% - Pa	antage Silver HSA \$2,700/20% - Pa	antage Silver HSA \$2,700/20% - Pa	antage Silver HSA \$2,700/20% - Pa	antage Silver HSA \$2,700/20% - Pa	antage Silver HSA \$2,700/20% - Pa	antage Silver HSA \$2,700/20% - Pa	antage Silver HSA \$2,700/20% - Pa	antage Silver HSA \$2,700/20% - Pa	antage Silver HSA \$2,700/20% - Pa	antage Gold \$800/\$20 - Partne	antage Gold \$800/\$20 - Partne	antage Gold \$800/\$20 - Partne
Form # =>	72	672	671	671	671	671	671	671	671	671	671	671	672	672	672
Rating Area =>	1	5	1	1	3	4	5	1	3	4					
Network =>	Dominion PEDS	EPO Partner w/Dominion PEDS	EPO Partner w/Dominion PEDS	EPO Partner w/Dominion PEDS	EPO Partner w/Dominion PEDS	EPO Partner w/Dominion PEDS	EPO Partner w/Dominion PEDS	EPO Partner w/Dominion PEDS	EPO Partner w/Dominion PEDS	EPO Partner w/Dominion PEDS	EPO Partner w/Dominion PEDS	EPO Partner w/Dominion PEDS	EPO Partner w/Dominion PEDS	EPO Partner w/Dominion PEDS	EPO Partner w/Dominion PEDS
Metal =>	Silver	Silver	Silver	Silver	Silver	Silver	Silver	Silver	Silver	Silver	Silver	Silver	Gold	Gold	Gold
Deductible =>	\$7000	\$3500/ \$7000	\$2700/ \$5400	\$2700/ \$5400	\$2700/ \$5400	\$2700/ \$5400	\$2700/ \$5400	\$2700/ \$5400	\$2700/ \$5400	\$2700/ \$5400	\$2700/ \$5400	\$2700/ \$5400	\$800/ \$1600	\$800/ \$1600	\$800/ \$1600
Coinsurance =>	75	90%	80%	80%	80%	80%	80%	80%	80%	80%	80%	80%	90%	90%	90%
Copays =>	\$75	\$25 / \$75	\$0/ 20%	\$0/ 20%	\$0/ 20%	\$0/ 20%	\$0/ 20%	\$0/ 20%	\$0/ 20%	\$0/ 20%	\$0/ 20%	\$0/ 20%	\$20 / \$50	\$20 / \$50	\$20 / \$50
OOP Maximum =>	\$15800	\$7900/ \$15800	\$5000/ \$10000	\$5000/ \$10000	\$5000/ \$10000	\$5000/ \$10000	\$5000/ \$10000	\$5000/ \$10000	\$5000/ \$10000	\$5000/ \$10000	\$5000/ \$10000	\$5000/ \$10000	\$5000/ \$10000	\$5000/ \$10000	\$5000/ \$10000
Pediatric Dental (Yes/No) =>	Yes	Yes	Yes	Yes	Yes	Yes	Yes	Yes	Yes	Yes	Yes	Yes	Yes	Yes	Yes
Age Band	Tobacco	Non-Tobacco	Tobacco	Non-Tobacco	Tobacco	Non-Tobacco	Tobacco	Non-Tobacco	Tobacco	Non-Tobacco	Tobacco	Non-Tobacco	Tobacco	Non-Tobacco	Tobacco
0 - 14	\$196.32	\$196.32	\$196.32	\$165.83	\$165.83	\$209.26	\$209.26	\$165.83	\$165.83	\$165.83	\$165.83	\$165.83	\$211.68	\$211.68	\$211.68
15	\$213.77	\$213.77	\$213.77	\$180.57	\$180.57	\$227.86	\$227.86	\$180.57	\$180.57	\$180.57	\$180.57	\$180.57	\$230.50	\$230.50	\$230.50
16	\$220.45	\$220.45	\$220.45	\$186.21	\$186.21	\$234.97	\$234.97	\$186.21	\$186.21	\$186.21	\$186.21	\$186.21	\$237.69	\$237.69	\$237.69
17	\$227.12	\$227.12	\$227.12	\$191.84	\$191.84	\$242.08	\$242.08	\$191.84	\$191.84	\$191.84	\$191.84	\$191.84	\$244.89	\$244.89	\$244.89
18	\$240.16	\$234.30	\$240.16	\$197.91	\$202.86	\$249.74	\$255.99	\$197.91	\$202.86	\$197.91	\$202.86	\$252.64	\$258.95	\$318.79	\$252.64
19	\$247.53	\$241.49	\$247.53	\$203.98	\$209.08	\$257.40	\$263.84	\$203.98	\$209.08	\$209.08	\$260.38	\$266.89	\$328.57	\$336.78	\$260.38
20	\$255.15	\$248.93	\$255.15	\$210.27	\$215.52	\$265.33	\$271.97	\$210.27	\$215.52	\$210.27	\$215.52	\$268.41	\$338.69	\$347.16	\$268.41
21	\$263.05	\$256.63	\$263.05	\$216.77	\$222.19	\$273.54	\$280.38	\$216.77	\$222.19	\$216.77	\$222.19	\$276.71	\$349.17	\$357.90	\$276.71
22	\$263.05	\$256.63	\$263.05	\$216.77	\$222.19	\$273.54	\$280.38	\$216.77	\$222.19	\$216.77	\$222.19	\$276.71	\$349.17	\$357.90	\$276.71
23	\$263.05	\$256.63	\$263.05	\$216.77	\$222.19	\$273.54	\$280.38	\$216.77	\$222.19	\$216.77	\$222.19	\$276.71	\$349.17	\$357.90	\$276.71
24	\$263.05	\$256.63	\$263.05	\$216.77	\$222.19	\$273.54	\$280.38	\$216.77	\$222.19	\$216.77	\$222.19	\$276.71	\$349.17	\$357.90	\$276.71
25	\$264.10	\$257.66	\$264.10	\$217.64	\$223.08	\$274.63	\$281.50	\$217.64	\$223.08	\$217.64	\$223.08	\$277.82	\$350.57	\$359.33	\$277.82
26	\$269.36	\$262.79	\$269.36	\$221.97	\$227.52	\$280.10	\$287.11	\$221.97	\$227.52	\$221.97	\$227.52	\$283.35	\$357.55	\$366.49	\$283.35
27	\$275.67	\$268.95	\$275.67	\$227.17	\$232.85	\$286.67	\$293.84	\$227.17	\$232.85	\$227.17	\$232.85	\$289.99	\$365.93	\$375.08	\$289.99
28	\$285.93	\$278.96	\$285.93	\$235.63	\$241.52	\$297.34	\$304.77	\$235.63	\$241.52	\$235.63	\$241.52	\$300.78	\$379.55	\$389.04	\$300.78
29	\$294.35	\$287.17	\$294.35	\$242.57	\$248.63	\$306.09	\$313.74	\$242.57	\$248.63	\$242.57	\$248.63	\$309.64	\$317.38	\$330.72	\$309.64
30	\$298.56	\$291.28	\$298.56	\$246.03	\$252.18	\$310.47	\$318.23	\$246.03	\$252.18	\$246.03	\$252.18	\$314.07	\$321.92	\$331.07	\$321.92
31	\$304.87	\$297.43	\$304.87	\$251.24	\$257.52	\$317.03	\$324.96	\$251.24	\$257.52	\$251.24	\$257.52	\$320.71	\$328.72	\$340.69	\$328.72
32	\$311.18	\$303.59	\$311.18	\$256.44	\$262.85	\$323.60	\$331.69	\$256.44	\$262.85	\$256.44	\$262.85	\$327.35	\$335.53	\$343.07	\$335.53
33	\$315.13	\$307.44	\$315.13	\$259.69	\$266.18	\$327.70	\$335.89	\$259.69	\$266.18	\$259.69	\$266.18	\$331.50	\$339.79	\$348.76	\$339.79
34	\$319.34	\$311.55	\$319.34	\$263.16	\$269.74	\$332.08	\$340.38	\$263.16	\$269.74	\$263.16	\$269.74	\$335.93	\$344.32	\$343.89	\$344.32
35	\$321.44	\$313.60	\$321.44	\$264.89	\$271.52	\$334.27	\$342.62	\$264.89	\$271.52	\$264.89	\$271.52	\$338.14	\$346.59	\$346.69	\$346.59
36	\$323.55	\$315.65	\$323.55	\$266.63	\$273.29	\$336.45	\$344.87	\$266.63	\$273.29	\$266.63	\$273.29	\$340.35	\$348.86	\$349.48	\$348.86
37	\$325.65	\$317.71	\$325.65	\$268.36	\$275.07	\$338.64	\$347.11	\$268.36	\$275.07	\$268.36	\$275.07	\$342.57	\$351.13	\$342.27	\$351.13
38	\$327.76	\$319.76	\$327.76	\$270.10	\$276.85	\$340.83	\$349.35	\$270.10	\$276.85	\$270.10	\$276.85	\$344.78	\$353.40	\$343.07	\$353.40
39	\$331.96	\$323.87	\$331.96	\$273.56	\$280.40	\$345.21	\$353.84	\$273.56	\$280.40	\$273.56	\$280.40	\$349.21	\$357.94	\$400.65	\$357.94
40	\$336.17	\$327.97	\$336.17	\$277.03	\$283.96	\$349.58	\$358.32	\$277.03	\$283.96	\$277.03	\$283.96	\$353.64	\$362.48	\$446.24	\$362.48
41	\$342.49	\$334.13	\$342.49	\$282.23	\$289.29	\$356.15	\$365.05	\$282.23	\$289.29	\$289.29	\$289.29	\$360.28	\$369.28	\$454.62	\$369.28
42	\$348.54	\$340.03	\$348.54	\$287.22	\$294.40	\$362.44	\$371.50	\$287.22	\$294.40	\$287.22	\$294.40	\$366.64	\$375.81	\$462.65	\$375.81
43	\$356.95	\$348.25	\$356.95	\$294.16	\$301.51	\$371.19	\$380.47	\$294.16	\$301.51	\$294.16	\$301.51	\$375.50	\$384.88	\$473.82	\$384.88
44	\$367.47	\$358.51	\$367.47	\$302.83	\$310.40	\$382.14	\$391.69	\$302.83	\$310.40	\$302.83	\$310.40	\$386.56	\$396.23	\$487.79	\$396.23
45	\$379.84	\$370.57	\$379.84	\$313.02	\$320.84	\$394.99	\$404.87	\$313.02	\$320.84	\$313.02	\$320.84	\$399.57	\$409.56	\$504.20	\$409.56
46	\$394.57	\$384.95	\$394.57	\$325.16	\$333.28	\$410.31	\$420.57	\$325.16	\$333.28	\$325.16	\$333.28	\$415.07	\$425.44	\$523.76	\$425.44
47	\$411.14	\$401.11	\$411.14	\$338.81	\$347.28	\$427.54	\$438.23	\$338.81	\$347.28	\$338.81	\$347.28	\$432.50	\$443.31	\$545.75	\$443.31
48	\$430.08	\$419.59	\$430.08	\$354.42	\$363.28	\$447.24	\$458.42	\$354.42	\$363.28	\$354.42	\$363.28	\$452.42	\$463.73	\$570.89	\$463.73
49	\$448.76	\$437.81	\$448.76	\$369.81	\$379.05	\$466.66	\$478.33	\$369.81	\$379.05	\$369.81	\$379.05	\$472.07	\$483.87	\$595.68	\$483.87
50	\$469.80	\$458.34	\$469.80	\$387.15	\$396.83	\$488.54	\$500.76	\$387.15	\$396.83	\$387.15	\$396.83	\$494.20	\$506.56	\$623.62	\$506.56
51	\$490.58	\$478.61	\$490.58	\$404.28	\$414.38	\$510.15	\$522.91	\$404.28	\$414.38	\$404.28	\$414.38	\$516.06	\$528.97	\$651.20	\$528.97
52	\$513.47	\$500.94	\$513.47	\$423.14	\$433.71	\$533.95	\$547.30	\$423.14	\$433.71	\$423.14	\$433.71	\$540.14	\$553.64	\$681.58	\$553.64
53	\$536.61	\$523.53	\$536.61	\$442.21	\$453.27	\$558.02	\$571.97	\$442.21	\$453.27	\$442.21	\$453.27	\$564.49	\$578.60	\$712.31	\$578.60
54	\$561.60	\$547.91	\$561.60	\$462.80	\$474.37	\$584.01	\$598.61	\$462.80	\$474.37	\$462.80	\$474.37	\$590.78	\$605.55	\$745.48	\$605.55
55	\$586.59	\$572.28	\$586.59	\$483.40	\$495.48	\$609.99	\$625.24	\$483.40	\$495.48	\$483.40	\$495.48	\$617.06	\$632.49	\$778.65	\$632.49
56	\$613.69	\$598.72	\$613.69	\$505.72	\$518.37	\$638.17	\$654.12	\$505.72	\$518.37	\$505.72	\$518.37	\$645.56	\$661.70	\$814.61	\$661.70
57	\$641.04	\$625.41	\$641.04	\$528.27	\$541.48	\$666.62	\$683.28	\$528.27	\$541.48	\$528.27	\$541.48	\$674.34	\$691.20	\$850.93	\$691.20
58	\$670.24	\$653.89	\$670.24	\$552.33	\$566.14	\$696.98	\$714.40	\$552.33	\$566.14	\$552.33	\$566.14	\$705.06	\$722.68	\$889.69	\$722.68
59	\$684.71	\$668.01	\$684.71	\$564.25	\$578.36	\$712.02	\$729.83	\$564.25	\$578.36	\$564.25	\$578.36	\$720.28	\$738.28	\$908.89	\$738.28
60	\$713.91	\$696.49	\$713.91	\$588.31	\$603.02	\$742.39	\$760.95	\$588.31	\$603.02	\$588.31	\$603.02	\$750.99	\$769.77	\$947.65	\$769.77
61	\$739.16	\$721.13	\$739.16	\$609.12	\$624.35	\$768.65	\$787.86	\$609.12	\$624.35	\$609.12	\$624.35	\$777.56	\$796.99	\$981.17	\$796.99
62	\$755.73	\$737.30	\$755.73	\$622.78	\$638.35	\$785.88	\$805.53	\$622.78	\$638.35	\$622.78	\$638.35	\$794.99	\$814.86	\$1,003.17	\$814.86
63	\$776.51	\$757.57	\$776.51	\$639.91	\$655.90	\$807.49	\$827.68	\$639.91	\$655.90	\$639.91	\$655.90	\$816.85	\$837.27	\$1,030.75	\$837.27
64+	\$789.14	\$769.89	\$789.14	\$650.31	\$666.57	\$820.62	\$841.14	\$650.31	\$666.57	\$650.31	\$666.57	\$830.13	\$850.88	\$1,047.51	\$850.88

Company Name:
Market:
Product:
Effective Date of Rates:

HIOS Plan ID (On Exchange)=>	16322PA0050106	16322PA0050107	16322PA0050107	16322PA0050107	16322PA0050107	16322PA0050107	16322PA0050111	16322PA0050111	16322PA0050111
HIOS Plan ID (Off Exchange)=>	16322PA0050106	16322PA0050107	16322PA0050107	16322PA0050107	16322PA0050107	16322PA0050108	16322PA0050111	16322PA0050111	16322PA0050111
Plan Marketing Name =>	Advantage Gold \$800/\$20 - Part	Advantage Platinum \$250/\$20 - Part	Advantage Platinum \$250/\$20 - Part	Advantage Platinum \$250/\$20 - Part	Advantage Platinum \$250/\$20 - Part	Advantage Platinum \$250/\$20 - Part	Sage Catastrophic \$7,900/\$0 - Page	Sage Catastrophic \$7,900/\$0 - Page	Sage Catastrophic \$7,900/\$0 - Page
Form # =>	672	672	672	672	672	672	671	673	673
Rating Area =>	5	1	3	4	5	4	1	3	3
Network =>	EPO Partner w/Dominion PEDS	EPO Partner w/Dominion PEDS	EPO Partner w/Dominion PEDS	EPO Partner w/Dominion PEDS	EPO Partner w/Dominion PEDS	EPO Select w/Dominion PEDS	EPO Partner w/Dominion PEDS	EPO Partner w/Dominion PEDS	EPO Partner w/Dominion PEDS
Metal =>	Gold	Platinum	Platinum	Platinum	Platinum	Platinum	Silver	Catastrophic	Catastrophic
Deductible =>	\$800/ \$1600	\$250/ \$500	\$250/ \$500	\$250/ \$500	\$250/ \$500	\$250/ \$500	\$2700/ \$5400	\$7900/ \$15800	\$7900/ \$15800
Coinsurance =>	90%	90%	90%	90%	90%	90%	80%	100%	100%
Copays =>	\$20 / \$50	\$20 / 10%	\$20 / 10%	\$20 / 10%	\$20 / 10%	\$20 / 10%	\$0/ 20%	\$0/ \$0	\$0/ \$0
OOP Maximum =>	\$5000/ \$10000	\$1500/ \$3000	\$1500/ \$3000	\$1500/ \$3000	\$1500/ \$3000	\$1500/ \$3000	\$5000/ \$10000	\$7900/ \$15800	\$7900/ \$15800
Pediatric Dental (Yes/No) =>	Yes	Yes	Yes	Yes	Yes	Yes	Yes	Yes	Yes
Age Band	Non-Tobacco	Tobacco	Non-Tobacco	Tobacco	Non-Tobacco	Tobacco	Non-Tobacco	Tobacco	Non-Tobacco
0 - 14	\$211.68	\$211.68	\$371.74	\$371.74	\$469.09	\$469.09	\$371.74	\$371.74	\$371.74
15	\$230.50	\$230.50	\$404.79	\$404.79	\$510.79	\$510.79	\$404.79	\$404.79	\$404.79
16	\$237.69	\$237.69	\$417.42	\$417.42	\$526.73	\$526.73	\$417.42	\$417.42	\$417.42
17	\$244.89	\$244.89	\$430.06	\$430.06	\$542.67	\$542.67	\$430.06	\$430.06	\$430.06
18	\$252.64	\$258.95	\$443.66	\$454.75	\$559.84	\$573.84	\$443.66	\$454.75	\$443.66
19	\$260.38	\$266.89	\$457.27	\$468.70	\$577.01	\$591.44	\$457.27	\$468.70	\$457.27
20	\$268.41	\$275.12	\$471.36	\$483.15	\$594.79	\$609.66	\$471.36	\$483.15	\$471.36
21	\$276.71	\$283.63	\$485.94	\$498.09	\$613.19	\$628.52	\$485.94	\$498.09	\$485.94
22	\$276.71	\$283.63	\$485.94	\$498.09	\$613.19	\$628.52	\$485.94	\$498.09	\$485.94
23	\$276.71	\$283.63	\$485.94	\$498.09	\$613.19	\$628.52	\$485.94	\$498.09	\$485.94
24	\$276.71	\$283.63	\$485.94	\$498.09	\$613.19	\$628.52	\$485.94	\$498.09	\$485.94
25	\$277.82	\$284.76	\$487.88	\$500.08	\$615.64	\$631.03	\$487.88	\$500.08	\$487.88
26	\$283.35	\$290.43	\$497.60	\$510.04	\$627.91	\$643.60	\$497.60	\$510.04	\$497.60
27	\$289.99	\$297.24	\$509.27	\$522.00	\$642.62	\$658.69	\$509.27	\$522.00	\$509.27
28	\$300.78	\$308.30	\$528.22	\$541.42	\$666.54	\$683.20	\$528.22	\$541.42	\$528.22
29	\$309.64	\$317.38	\$543.77	\$557.36	\$686.16	\$703.31	\$543.77	\$557.36	\$543.77
30	\$314.07	\$321.92	\$551.54	\$565.33	\$695.97	\$713.37	\$551.54	\$565.33	\$551.54
31	\$320.71	\$328.72	\$563.20	\$577.28	\$710.69	\$728.45	\$563.20	\$577.28	\$563.20
32	\$327.35	\$335.53	\$574.87	\$589.24	\$725.40	\$743.54	\$574.87	\$589.24	\$574.87
33	\$331.50	\$339.79	\$582.16	\$596.71	\$734.60	\$752.97	\$582.16	\$596.71	\$582.16
34	\$335.93	\$344.32	\$589.93	\$604.68	\$744.41	\$763.02	\$589.93	\$604.68	\$589.93
35	\$338.14	\$346.59	\$593.82	\$608.66	\$749.32	\$768.05	\$593.82	\$608.66	\$593.82
36	\$340.35	\$348.86	\$597.71	\$612.65	\$754.22	\$773.08	\$597.71	\$612.65	\$597.71
37	\$342.57	\$351.13	\$601.59	\$616.63	\$759.13	\$778.11	\$601.59	\$616.63	\$601.59
38	\$344.78	\$353.40	\$605.48	\$620.62	\$764.03	\$783.14	\$605.48	\$620.62	\$605.48
39	\$349.21	\$357.94	\$613.26	\$628.59	\$773.85	\$793.19	\$613.26	\$628.59	\$613.26
40	\$353.64	\$362.48	\$621.03	\$636.56	\$783.66	\$803.25	\$621.03	\$636.56	\$621.03
41	\$360.28	\$369.28	\$632.69	\$648.51	\$798.37	\$818.33	\$632.69	\$648.51	\$632.69
42	\$366.64	\$375.81	\$643.87	\$659.97	\$812.48	\$832.79	\$643.87	\$659.97	\$643.87
43	\$375.50	\$384.88	\$659.42	\$675.91	\$832.10	\$852.90	\$659.42	\$675.91	\$659.42
44	\$386.56	\$396.23	\$678.86	\$695.83	\$856.63	\$878.04	\$678.86	\$695.83	\$678.86
45	\$399.57	\$409.56	\$701.70	\$719.24	\$885.45	\$907.58	\$701.70	\$719.24	\$701.70
46	\$415.07	\$425.44	\$728.91	\$747.13	\$919.79	\$942.78	\$728.91	\$747.13	\$728.91
47	\$432.50	\$443.31	\$759.52	\$778.51	\$958.42	\$982.38	\$759.52	\$778.51	\$759.52
48	\$452.42	\$463.73	\$794.51	\$814.37	\$1,002.57	\$1,027.63	\$794.51	\$814.37	\$794.51
49	\$472.07	\$483.87	\$829.01	\$849.74	\$1,046.10	\$1,072.25	\$829.01	\$849.74	\$829.01
50	\$494.20	\$506.56	\$867.89	\$889.59	\$1,095.16	\$1,122.54	\$867.89	\$889.59	\$867.89
51	\$516.06	\$528.97	\$906.28	\$928.94	\$1,143.60	\$1,172.19	\$906.28	\$928.94	\$906.28
52	\$540.14	\$553.64	\$948.55	\$972.27	\$1,196.95	\$1,226.87	\$948.55	\$972.27	\$948.55
53	\$564.49	\$578.60	\$991.32	\$1,016.10	\$1,250.91	\$1,282.18	\$991.32	\$1,016.10	\$991.32
54	\$590.78	\$605.55	\$1,037.48	\$1,063.42	\$1,309.16	\$1,341.89	\$1,037.48	\$1,063.42	\$1,037.48
55	\$617.06	\$632.49	\$1,083.65	\$1,110.74	\$1,367.41	\$1,401.60	\$1,083.65	\$1,110.74	\$1,083.65
56	\$645.56	\$661.70	\$1,133.70	\$1,162.04	\$1,430.57	\$1,466.34	\$1,133.70	\$1,162.04	\$1,133.70
57	\$674.34	\$691.20	\$1,184.24	\$1,213.84	\$1,494.34	\$1,531.70	\$1,184.24	\$1,213.84	\$1,184.24
58	\$705.06	\$722.68	\$1,238.18	\$1,269.13	\$1,562.41	\$1,601.47	\$1,238.18	\$1,269.13	\$1,238.18
59	\$720.28	\$738.28	\$1,264.90	\$1,296.52	\$1,596.13	\$1,636.04	\$1,264.90	\$1,296.52	\$1,264.90
60	\$750.99	\$769.77	\$1,318.84	\$1,351.81	\$1,664.20	\$1,705.80	\$1,318.84	\$1,351.81	\$1,318.84
61	\$777.56	\$796.99	\$1,365.49	\$1,399.63	\$1,723.06	\$1,766.14	\$1,365.49	\$1,399.63	\$1,365.49
62	\$794.99	\$814.86	\$1,396.11	\$1,431.01	\$1,761.69	\$1,805.74	\$1,396.11	\$1,431.01	\$1,396.11
63	\$816.85	\$837.27	\$1,434.49	\$1,470.36	\$1,810.14	\$1,855.39	\$1,434.49	\$1,470.36	\$1,434.49
64+	\$830.13	\$850.88	\$1,457.82	\$1,494.27	\$1,839.57	\$1,885.56	\$1,457.82	\$1,494.27	\$1,457.82

Company Name:
Market:
Product:
Effective Date of Rates:

HIOS Plan ID (On Exchange)=>	0050111	16322PA0050111	16322PA0050112	16322PA0050117	16322PA0050118	16322PA0050119	16322PA0050120	16322PA0050121	16322PA0050121
HIOS Plan ID (Off Exchange)=>	0050111	16322PA0050111	16322PA0050112	16322PA0050117	16322PA0050118	16322PA0050119	16322PA0050120	16322PA0050121	16322PA0050121
Plan Marketing Name =>	\$7,900/\$0 - Catastrophic	\$7,900/\$0 - Catastrophic	\$7,900/\$0 - Catastrophic	\$3,500/\$25 - Tower Silver	\$800/\$20 - Tower Gold	\$6,950/\$35 - Tower Bronze	\$2,000/\$60 - Select Silver	\$2,000/\$60 - Partner Silver	\$2,000/\$60 - Partner Silver
Form # =>	73	673	673	674	674	674	672	672	672
Rating Area =>	5	5	4	7	7	7	4	1	3
Network =>	Dominion PEDS	EPO Partner w/Dominion PEDS	EPO Select w/Dominion PEDS	EPO Tower w/Dominion PEDS	EPO Tower w/Dominion PEDS	EPO Tower w/Dominion PEDS	EPO Select w/Dominion PEDS	EPO Partner w/Dominion PEDS	EPO Partner w/Dominion PEDS
Metal =>	Catastrophic	Catastrophic	Catastrophic	Silver	Gold	Bronze	Silver	Silver	Silver
Deductible =>	\$15800	\$7900/ \$15800	\$7900/ \$15800	\$3500/ \$7000	\$800/ \$1600	\$6950/ \$13900	\$2000/ \$4000	\$2000/ \$4000	\$2000/ \$4000
Coinsurance =>	0%	100%	100%	90%	90%	100%	80%	80%	80%
Copays =>	\$0	\$0/ \$0	\$0/ \$0	\$25 / \$75	\$20 / \$50	\$35 / \$0	\$60 / \$80	\$60 / \$80	\$60 / \$80
OOP Maximum =>	\$15800	\$7900/ \$15800	\$7900/ \$15800	\$7900/ \$15800	\$5000/ \$10000	\$7900/ \$15800	\$7900/ \$15800	\$7900/ \$15800	\$7900/ \$15800
Pediatric Dental (Yes/No) =>	Yes	Yes	Yes	Yes	Yes	Yes	Yes	Yes	Yes
Age Band	Tobacco	Non-Tobacco	Tobacco	Non-Tobacco	Tobacco	Non-Tobacco	Tobacco	Non-Tobacco	Tobacco
0 - 14	\$144.66	\$144.66	\$144.66	\$152.82	\$152.82	\$331.69	\$331.69	\$357.64	\$357.64
15	\$157.52	\$157.52	\$157.52	\$166.40	\$166.40	\$361.17	\$361.17	\$389.43	\$389.43
16	\$162.44	\$162.44	\$162.44	\$171.59	\$171.59	\$372.45	\$372.45	\$401.58	\$401.58
17	\$167.35	\$167.35	\$167.35	\$176.79	\$176.79	\$383.72	\$383.72	\$413.74	\$413.74
18	\$176.96	\$172.65	\$176.96	\$182.38	\$186.94	\$395.86	\$405.76	\$426.83	\$437.50
19	\$182.39	\$177.94	\$182.39	\$187.97	\$192.67	\$408.00	\$418.20	\$439.92	\$450.92
20	\$188.01	\$183.43	\$188.01	\$193.77	\$198.61	\$420.57	\$431.09	\$453.48	\$464.81
21	\$193.83	\$189.10	\$193.83	\$199.76	\$204.75	\$433.58	\$444.42	\$467.50	\$479.19
22	\$193.83	\$189.10	\$193.83	\$199.76	\$204.75	\$433.58	\$444.42	\$467.50	\$479.19
23	\$193.83	\$189.10	\$193.83	\$199.76	\$204.75	\$433.58	\$444.42	\$467.50	\$479.19
24	\$193.83	\$189.10	\$193.83	\$199.76	\$204.75	\$433.58	\$444.42	\$467.50	\$479.19
25	\$194.60	\$189.86	\$194.60	\$200.56	\$205.57	\$435.31	\$446.20	\$469.37	\$481.10
26	\$198.48	\$193.64	\$198.48	\$204.55	\$209.67	\$443.99	\$455.09	\$478.72	\$490.69
27	\$203.13	\$198.18	\$203.13	\$209.35	\$214.58	\$454.39	\$465.75	\$489.94	\$502.19
28	\$210.69	\$205.55	\$210.69	\$217.14	\$222.57	\$471.30	\$483.08	\$508.17	\$520.88
29	\$216.89	\$211.60	\$216.89	\$223.53	\$229.12	\$485.18	\$497.31	\$523.13	\$536.21
30	\$219.99	\$214.63	\$219.99	\$226.73	\$232.40	\$492.11	\$504.42	\$530.61	\$543.88
31	\$224.65	\$219.17	\$224.65	\$231.52	\$237.31	\$502.52	\$515.08	\$541.83	\$555.38
32	\$229.30	\$223.71	\$229.30	\$236.32	\$242.22	\$512.93	\$525.75	\$553.05	\$566.88
33	\$232.21	\$226.54	\$232.21	\$239.31	\$245.30	\$519.43	\$532.41	\$560.07	\$574.07
34	\$235.31	\$229.57	\$235.31	\$242.51	\$248.57	\$526.37	\$539.53	\$567.55	\$581.73
35	\$236.86	\$231.08	\$236.86	\$244.11	\$250.21	\$529.83	\$543.08	\$571.29	\$585.57
36	\$238.41	\$232.59	\$238.41	\$245.70	\$251.85	\$533.30	\$546.64	\$575.03	\$589.40
37	\$239.96	\$234.11	\$239.96	\$247.30	\$253.49	\$536.77	\$550.19	\$578.77	\$593.23
38	\$241.51	\$235.62	\$241.51	\$248.90	\$255.12	\$540.24	\$553.75	\$582.51	\$597.07
39	\$244.61	\$238.64	\$244.61	\$252.10	\$258.40	\$547.18	\$560.86	\$589.99	\$604.73
40	\$247.71	\$241.67	\$247.71	\$255.29	\$261.68	\$554.12	\$567.97	\$597.47	\$612.40
41	\$252.36	\$246.21	\$252.36	\$260.09	\$266.59	\$564.52	\$578.63	\$608.69	\$623.90
42	\$256.82	\$250.56	\$256.82	\$264.68	\$271.30	\$574.49	\$588.86	\$619.44	\$634.92
43	\$263.02	\$256.61	\$263.02	\$271.07	\$277.85	\$588.37	\$603.08	\$634.40	\$650.26
44	\$270.78	\$264.17	\$270.78	\$279.06	\$286.04	\$605.71	\$620.85	\$653.10	\$669.42
45	\$279.89	\$273.06	\$279.89	\$288.45	\$295.66	\$626.09	\$641.74	\$675.07	\$691.95
46	\$290.74	\$283.65	\$290.74	\$299.64	\$307.13	\$650.37	\$666.63	\$701.25	\$718.78
47	\$302.95	\$295.56	\$302.95	\$312.22	\$320.03	\$677.69	\$694.63	\$730.70	\$748.97
48	\$316.91	\$309.18	\$316.91	\$326.61	\$334.77	\$708.90	\$726.63	\$764.36	\$783.47
49	\$330.67	\$322.60	\$330.67	\$340.79	\$349.31	\$739.69	\$758.18	\$797.56	\$817.49
50	\$346.18	\$337.73	\$346.18	\$356.77	\$365.69	\$774.37	\$793.73	\$834.96	\$855.83
51	\$361.49	\$352.67	\$361.49	\$372.55	\$381.87	\$808.63	\$828.84	\$871.89	\$893.68
52	\$378.35	\$369.12	\$378.35	\$389.93	\$399.68	\$846.35	\$867.51	\$912.56	\$935.37
53	\$395.41	\$385.76	\$395.41	\$407.51	\$417.70	\$884.50	\$906.62	\$953.70	\$977.54
54	\$413.82	\$403.73	\$413.82	\$426.49	\$437.15	\$925.69	\$948.84	\$998.11	\$1,023.07
55	\$432.24	\$421.69	\$432.24	\$445.46	\$456.60	\$966.88	\$991.06	\$1,042.53	\$1,068.59
56	\$452.20	\$441.17	\$452.20	\$466.04	\$477.69	\$1,011.54	\$1,036.83	\$1,090.68	\$1,117.94
57	\$472.36	\$460.84	\$472.36	\$486.82	\$498.99	\$1,056.63	\$1,083.05	\$1,139.30	\$1,167.78
58	\$493.87	\$481.83	\$493.87	\$508.99	\$521.71	\$1,104.76	\$1,132.38	\$1,191.19	\$1,220.97
59	\$504.53	\$492.23	\$504.53	\$519.98	\$532.97	\$1,128.61	\$1,156.82	\$1,216.90	\$1,247.33
60	\$526.05	\$513.22	\$526.05	\$542.15	\$555.70	\$1,176.74	\$1,206.15	\$1,268.80	\$1,300.51
61	\$544.66	\$531.37	\$544.66	\$561.33	\$575.36	\$1,218.36	\$1,248.82	\$1,313.68	\$1,346.52
62	\$556.87	\$543.28	\$556.87	\$573.91	\$588.26	\$1,245.68	\$1,276.82	\$1,343.13	\$1,376.71
63	\$572.18	\$558.22	\$572.18	\$589.69	\$604.43	\$1,279.93	\$1,311.93	\$1,380.06	\$1,414.56
64+	\$581.48	\$567.30	\$581.48	\$599.28	\$614.26	\$1,300.74	\$1,333.26	\$1,402.50	\$1,437.56

Company Name:
Market:
Product:
Effective Date of Rates:

HIOS Plan ID (On Exchange)=>						
HIOS Plan ID (Off Exchange)=>	16322PA0050121		16322PA0050121		16322PA0050123	
Plan Marketing Name =>	Intage Silver \$2,000/\$60 - Par		Intage Silver \$2,000/\$60 - Par		Intage Silver \$2,000/\$60 - Tow	
Form # =>	672		672		674	
Rating Area =>	4		5		7	
Network =>	EPO Partner w/Dominion PEDS		EPO Partner w/Dominion PEDS		EPO Tower w/Dominion PEDS	
Metal =>	Silver		Silver		Silver	
Deductible =>	\$2000/ \$4000		\$2000/ \$4000		\$2000/ \$4000	
Coinsurance =>	80%		80%		80%	
Copays =>	\$60 / \$80		\$60 / \$80		\$60 / \$80	
OOP Maximum =>	\$7900/ \$15800		\$7900/ \$15800		\$7900/ \$15800	
Pediatric Dental (Yes/No) =>	Yes		Yes		Yes	
Age Band	Non-Tobacco	Tobacco	Non-Tobacco	Tobacco	Non-Tobacco	Tobacco
0 - 14	\$162.36	\$162.36	\$162.36	\$162.36	\$274.31	\$274.31
15	\$176.80	\$176.80	\$176.80	\$176.80	\$298.70	\$298.70
16	\$182.31	\$182.31	\$182.31	\$182.31	\$308.02	\$308.02
17	\$187.83	\$187.83	\$187.83	\$187.83	\$317.34	\$317.34
18	\$193.78	\$198.62	\$193.78	\$198.62	\$327.38	\$335.57
19	\$199.72	\$204.71	\$199.72	\$204.71	\$337.42	\$345.86
20	\$205.87	\$211.02	\$205.87	\$211.02	\$347.82	\$356.52
21	\$212.24	\$217.55	\$212.24	\$217.55	\$358.58	\$367.54
22	\$212.24	\$217.55	\$212.24	\$217.55	\$358.58	\$367.54
23	\$212.24	\$217.55	\$212.24	\$217.55	\$358.58	\$367.54
24	\$212.24	\$217.55	\$212.24	\$217.55	\$358.58	\$367.54
25	\$213.09	\$218.42	\$213.09	\$218.42	\$360.01	\$369.01
26	\$217.33	\$222.77	\$217.33	\$222.77	\$367.19	\$376.37
27	\$222.43	\$227.99	\$222.43	\$227.99	\$375.79	\$385.19
28	\$230.70	\$236.47	\$230.70	\$236.47	\$389.78	\$399.52
29	\$237.50	\$243.43	\$237.50	\$243.43	\$401.25	\$411.28
30	\$240.89	\$246.91	\$240.89	\$246.91	\$406.99	\$417.16
31	\$245.99	\$252.14	\$245.99	\$252.14	\$415.59	\$425.98
32	\$251.08	\$257.36	\$251.08	\$257.36	\$424.20	\$434.81
33	\$254.26	\$260.62	\$254.26	\$260.62	\$429.58	\$440.32
34	\$257.66	\$264.10	\$257.66	\$264.10	\$435.32	\$446.20
35	\$259.36	\$265.84	\$259.36	\$265.84	\$438.18	\$449.14
36	\$261.06	\$267.58	\$261.06	\$267.58	\$441.05	\$452.08
37	\$262.75	\$269.32	\$262.75	\$269.32	\$443.92	\$455.02
38	\$264.45	\$271.06	\$264.45	\$271.06	\$446.79	\$457.96
39	\$267.85	\$274.54	\$267.85	\$274.54	\$452.53	\$463.84
40	\$271.24	\$278.02	\$271.24	\$278.02	\$458.27	\$469.72
41	\$276.34	\$283.24	\$276.34	\$283.24	\$466.87	\$478.54
42	\$281.22	\$288.25	\$281.22	\$288.25	\$475.12	\$487.00
43	\$288.01	\$295.21	\$288.01	\$295.21	\$486.59	\$498.76
44	\$296.50	\$303.91	\$296.50	\$303.91	\$500.94	\$513.46
45	\$306.47	\$314.14	\$306.47	\$314.14	\$517.79	\$530.73
46	\$318.36	\$326.32	\$318.36	\$326.32	\$537.87	\$551.32
47	\$331.73	\$340.02	\$331.73	\$340.02	\$560.46	\$574.47
48	\$347.01	\$355.69	\$347.01	\$355.69	\$586.28	\$600.94
49	\$362.08	\$371.13	\$362.08	\$371.13	\$611.74	\$627.03
50	\$379.06	\$388.54	\$379.06	\$388.54	\$640.42	\$656.43
51	\$395.83	\$405.72	\$395.83	\$405.72	\$668.75	\$685.47
52	\$414.29	\$424.65	\$414.29	\$424.65	\$699.95	\$717.45
53	\$432.97	\$443.79	\$432.97	\$443.79	\$731.50	\$749.79
54	\$453.13	\$464.46	\$453.13	\$464.46	\$765.57	\$784.71
55	\$473.30	\$485.13	\$473.30	\$485.13	\$799.63	\$819.62
56	\$495.16	\$507.53	\$495.16	\$507.53	\$836.57	\$857.48
57	\$517.23	\$530.16	\$517.23	\$530.16	\$873.86	\$895.71
58	\$540.79	\$554.31	\$540.79	\$554.31	\$913.66	\$936.50
59	\$552.46	\$566.27	\$552.46	\$566.27	\$933.38	\$956.72
60	\$576.02	\$590.42	\$576.02	\$590.42	\$973.19	\$997.52
61	\$596.39	\$611.30	\$596.39	\$611.30	\$1,007.61	\$1,032.80
62	\$609.77	\$625.01	\$609.77	\$625.01	\$1,030.20	\$1,055.96
63	\$626.53	\$642.20	\$626.53	\$642.20	\$1,058.53	\$1,084.99
64+	\$636.72	\$652.64	\$636.72	\$652.64	\$1,075.74	\$1,102.63

UPMC Health Options, Inc.
Individual
Plan Design Summary

HIOS Plan ID	Plan Marketing Name	Product	Metal	On/Off Exchange	Network	Rating Area	Counties Covered
16322PA0040006	UPMC Advantage Silver \$0/\$50 - Premium Network	PPO	Silver	On/Off	IND PPO Premium West w/Dominion PEDS PPO	1, 2, 4, 5, 6	Allegheny, Armstrong, Beaver, Bedford, Blair, Butler, Cambria, Cameron, Centre, Clarion, Clearfield, Crawford, Elk, Erie, Fayette, Forest, Greene, Huntingdon, Indiana, Jefferson, Lawrence, McKean, Mercer, Potter, Somerset, Venango, Warren, Washington, Westmoreland
16322PA0040007	UPMC Advantage Silver \$1,750/\$50 - Premium Network	PPO	Silver	On/Off	IND PPO Premium West w/Dominion PEDS PPO	1, 2, 4, 5, 6	Allegheny, Armstrong, Beaver, Bedford, Blair, Butler, Cambria, Cameron, Centre, Clarion, Clearfield, Crawford, Elk, Erie, Fayette, Forest, Greene, Huntingdon, Indiana, Jefferson, Lawrence, McKean, Mercer, Potter, Somerset, Venango, Warren, Washington, Westmoreland
16322PA0040008	UPMC Advantage Silver \$3,500/\$25 - Premium Network	PPO	Silver	On/Off	IND PPO Premium West w/Dominion PEDS PPO	1, 2, 4, 5, 6	Allegheny, Armstrong, Beaver, Bedford, Blair, Butler, Cambria, Cameron, Centre, Clarion, Clearfield, Crawford, Elk, Erie, Fayette, Forest, Greene, Huntingdon, Indiana, Jefferson, Lawrence, McKean, Mercer, Potter, Somerset, Venango, Warren, Washington, Westmoreland
16322PA0040010	UPMC Advantage Gold \$800/\$20 - Premium Network	PPO	Gold	On/Off	IND PPO Premium West w/Dominion PEDS PPO	1, 2, 4, 5, 6	Allegheny, Armstrong, Beaver, Bedford, Blair, Butler, Cambria, Cameron, Centre, Clarion, Clearfield, Crawford, Elk, Erie, Fayette, Forest, Greene, Huntingdon, Indiana, Jefferson, Lawrence, McKean, Mercer, Potter, Somerset, Venango, Warren, Washington, Westmoreland
16322PA0040012	UPMC Advantage Platinum \$250/\$20 - Premium Network	PPO	Platinum	On/Off	IND PPO Premium West w/Dominion PEDS PPO	1, 2, 4, 5, 6	Allegheny, Armstrong, Beaver, Bedford, Blair, Butler, Cambria, Cameron, Centre, Clarion, Clearfield, Crawford, Elk, Erie, Fayette, Forest, Greene, Huntingdon, Indiana, Jefferson, Lawrence, McKean, Mercer, Potter, Somerset, Venango, Warren, Washington, Westmoreland
16322PA0040024	UPMC Advantage Bronze \$6,950/\$35 - Premium Network	PPO	Bronze	On/Off	IND PPO Premium West w/Dominion PEDS PPO	1, 2, 4, 5, 6	Allegheny, Armstrong, Beaver, Bedford, Blair, Butler, Cambria, Cameron, Centre, Clarion, Clearfield, Crawford, Elk, Erie, Fayette, Forest, Greene, Huntingdon, Indiana, Jefferson, Lawrence, McKean, Mercer, Potter, Somerset, Venango, Warren, Washington, Westmoreland
16322PA0040025	UPMC Advantage Silver HSA \$2,700/20% - Premium Network	PPO	Silver	Off	IND PPO Premium West w/Dominion PEDS PPO	1, 2, 4, 5, 6	Allegheny, Armstrong, Beaver, Bedford, Blair, Butler, Cambria, Cameron, Centre, Clarion, Clearfield, Crawford, Elk, Erie, Fayette, Forest, Greene, Huntingdon, Indiana, Jefferson, Lawrence, McKean, Mercer, Potter, Somerset, Venango, Warren, Washington, Westmoreland
16322PA0040026	UPMC Advantage Catastrophic \$7,900/\$0 - Premium Network	PPO	Catastrophic	On/Off	IND PPO Premium West w/Dominion PEDS PPO	1, 2, 4, 5, 6	Allegheny, Armstrong, Beaver, Bedford, Blair, Butler, Cambria, Cameron, Centre, Clarion, Clearfield, Crawford, Elk, Erie, Fayette, Forest, Greene, Huntingdon, Indiana, Jefferson, Lawrence, McKean, Mercer, Potter, Somerset, Venango, Warren, Washington, Westmoreland
16322PA0040037	UPMC Advantage Silver \$2,000/\$60 - Premium Network	PPO	Silver	Off	IND PPO Premium West w/Dominion PEDS PPO	1, 2, 4, 5, 6	Allegheny, Armstrong, Beaver, Bedford, Blair, Butler, Cambria, Cameron, Centre, Clarion, Clearfield, Crawford, Elk, Erie, Fayette, Forest, Greene, Huntingdon, Indiana, Jefferson, Lawrence, McKean, Mercer, Potter, Somerset, Venango, Warren, Washington, Westmoreland
16322PA0040039	UPMC Advantage Bronze \$6,950/\$35 - Premium Network	PPO	Bronze	On/Off	IND PPO Premium East w/Dominion PEDS PPO	3, 6, 7, 9	Tioga, Lycoming, Clinton, Bradford, Sullivan, Wyoming, Lackawanna, Luzerne, Columbia, Union, Snyder, Northumberland, Dauphin, Perry, Cumberland, Adams, York, Lancaster, Lebanon
16322PA0040040	UPMC Advantage Silver \$3,500/\$25 - Premium Network	PPO	Silver	On/Off	IND PPO Premium East w/Dominion PEDS PPO	3, 6, 7, 9	Tioga, Lycoming, Clinton, Bradford, Sullivan, Wyoming, Lackawanna, Luzerne, Columbia, Union, Snyder, Northumberland, Dauphin, Perry, Cumberland, Adams, York, Lancaster, Lebanon
16322PA0040041	UPMC Advantage Silver \$2,000/\$60 - Premium Network	PPO	Silver	Off	IND PPO Premium East w/Dominion PEDS PPO	3, 6, 7, 9	Tioga, Lycoming, Clinton, Bradford, Sullivan, Wyoming, Lackawanna, Luzerne, Columbia, Union, Snyder, Northumberland, Dauphin, Perry, Cumberland, Adams, York, Lancaster, Lebanon
16322PA0040042	UPMC Advantage Gold \$800/\$20 - Premium Network	PPO	Gold	On/Off	IND PPO Premium East w/Dominion PEDS PPO	3, 6, 7, 9	Tioga, Lycoming, Clinton, Bradford, Sullivan, Wyoming, Lackawanna, Luzerne, Columbia, Union, Snyder, Northumberland, Dauphin, Perry, Cumberland, Adams, York, Lancaster, Lebanon
16322PA0040043	UPMC Advantage Bronze \$6,950/\$35 - Premium Network	PPO	Bronze	On/Off	IND PPO Premium East w/Dominion PEDS PPO	3, 6, 7	Berks, Carbon, Lehigh, Northampton, Schuylkill
16322PA0040044	UPMC Advantage Silver \$3,500/\$25 - Premium Network	PPO	Silver	On/Off	IND PPO Premium East w/Dominion PEDS PPO	3, 6, 7	Berks, Carbon, Lehigh, Northampton, Schuylkill
16322PA0040045	UPMC Advantage Silver \$2,000/\$60 - Premium Network	PPO	Silver	Off	IND PPO Premium East w/Dominion PEDS PPO	3, 6, 7	Berks, Carbon, Lehigh, Northampton, Schuylkill
16322PA0040046	UPMC Advantage Gold \$800/\$20 - Premium Network	PPO	Gold	On/Off	IND PPO Premium East w/Dominion PEDS PPO	3, 6, 7	Berks, Carbon, Lehigh, Northampton, Schuylkill
16322PA0050029	UPMC Advantage Silver \$0/\$50 - Select Network	EPO	Silver	On/Off	IND EPO Select w/Dominion PEDS PPO	4	Allegheny, Beaver, Butler, Fayette, Washington, Westmoreland
16322PA0050030	UPMC Advantage Silver \$1,750/\$50 - Select Network	EPO	Silver	On/Off	IND EPO Select w/Dominion PEDS PPO	4	Allegheny, Beaver, Butler, Fayette, Washington, Westmoreland
16322PA0050031	UPMC Advantage Silver \$3,500/\$25 - Select Network	EPO	Silver	On/Off	IND EPO Select w/Dominion PEDS PPO	4	Allegheny, Beaver, Butler, Fayette, Washington, Westmoreland
16322PA0050033	UPMC Advantage Gold \$800/\$20 - Select Network	EPO	Gold	On/Off	IND EPO Select w/Dominion PEDS PPO	4	Allegheny, Beaver, Butler, Fayette, Washington, Westmoreland
16322PA0050035	UPMC Advantage Platinum \$250/\$20 - Select Network	EPO	Platinum	On/Off	IND EPO Select w/Dominion PEDS PPO	4	Allegheny, Beaver, Butler, Fayette, Washington, Westmoreland
16322PA0050100	UPMC Advantage Bronze \$6,950/\$35 - Partner Network	EPO	Bronze	On/Off	IND EPO Partner w/Dominion PEDS PPO	1, 3, 4, 5	Allegheny, Bedford, Blair, Clinton, Erie, Lawrence, Lycoming, Mercer, Tioga, Venango
16322PA0050101	UPMC Advantage Bronze \$6,950/\$35 - Select Network	EPO	Bronze	On/Off	IND EPO Select w/Dominion PEDS PPO	4	Allegheny, Beaver, Butler, Fayette, Washington, Westmoreland
16322PA0050102	UPMC Advantage Silver \$0/\$50 - Partner Network	EPO	Silver	On/Off	IND EPO Partner w/Dominion PEDS PPO	1, 3, 4, 5	Allegheny, Bedford, Blair, Clinton, Erie, Lawrence, Lycoming, Mercer, Tioga, Venango
16322PA0050103	UPMC Advantage Silver \$1,750/\$50 - Partner Network	EPO	Silver	On/Off	IND EPO Partner w/Dominion PEDS PPO	1, 3, 4, 5	Allegheny, Bedford, Blair, Clinton, Erie, Lawrence, Lycoming, Mercer, Tioga, Venango
16322PA0050104	UPMC Advantage Silver \$3,500/\$25 - Partner Network	EPO	Silver	On/Off	IND EPO Partner w/Dominion PEDS PPO	1, 3, 4, 5	Allegheny, Bedford, Blair, Clinton, Erie, Lawrence, Lycoming, Mercer, Tioga, Venango
16322PA0050105	UPMC Advantage Silver HSA \$2,700/20% - Partner Network	EPO	Silver	Off	IND EPO Partner w/Dominion PEDS PPO	1, 3, 4, 5	Allegheny, Bedford, Blair, Clinton, Erie, Lawrence, Lycoming, Mercer, Tioga, Venango
16322PA0050106	UPMC Advantage Gold \$800/\$20 - Partner Network	EPO	Gold	On/Off	IND EPO Partner w/Dominion PEDS PPO	1, 3, 4, 5	Allegheny, Bedford, Blair, Clinton, Erie, Lawrence, Lycoming, Mercer, Tioga, Venango
16322PA0050107	UPMC Advantage Platinum \$250/\$20 - Partner Network	EPO	Platinum	On/Off	IND EPO Partner w/Dominion PEDS PPO	1, 3, 4, 5	Allegheny, Bedford, Blair, Clinton, Erie, Lawrence, Lycoming, Mercer, Tioga, Venango
16322PA0050108	UPMC Advantage Silver HSA \$2,700/20% - Select Network	EPO	Silver	Off	IND EPO Select w/Dominion PEDS PPO	4	Allegheny, Beaver, Butler, Fayette, Washington, Westmoreland
16322PA0050111	UPMC Advantage Catastrophic \$7,900/\$0 - Partner Network	EPO	Catastrophic	On/Off	IND EPO Partner w/Dominion PEDS PPO	1, 3, 4, 5	Allegheny, Bedford, Blair, Clinton, Erie, Lawrence, Lycoming, Mercer, Tioga, Venango
16322PA0050112	UPMC Advantage Catastrophic \$7,900/\$0 - Select Network	EPO	Catastrophic	On/Off	IND EPO Select w/Dominion PEDS PPO	4	Allegheny, Beaver, Butler, Fayette, Washington, Westmoreland
16322PA0050117	UPMC Advantage Silver \$3,500/\$25 - Tower Network	EPO	Silver	On/Off	IND EPO Tower w/Dominion PEDS PPO	7	Berks
16322PA0050118	UPMC Advantage Gold \$800/\$20 - Tower Network	EPO	Gold	On/Off	IND EPO Tower w/Dominion PEDS PPO	7	Berks
16322PA0050119	UPMC Advantage Bronze \$6,950/\$35 - Tower Network	EPO	Bronze	On/Off	IND EPO Tower w/Dominion PEDS PPO	7	Berks
16322PA0050120	UPMC Advantage Silver \$2,000/\$60 - Tower Network	EPO	Silver	Off	IND EPO Select w/Dominion PEDS PPO	4	Allegheny, Beaver, Butler, Fayette, Washington, Westmoreland
16322PA0050121	UPMC Advantage Silver \$2,000/\$60 - Partner Network	EPO	Silver	Off	IND EPO Partner w/Dominion PEDS PPO	1, 3, 4, 5	Allegheny, Bedford, Blair, Clinton, Erie, Lawrence, Lycoming, Mercer, Tioga, Venango
16322PA0050123	UPMC Advantage Silver \$2,000/\$60 - Tower Network	EPO	Silver	Off	IND EPO Tower w/Dominion PEDS PPO	7	Berks

Company Name UPMC Health Options, Inc.

Market Individual

RATES FOR AGE 21, NON-TOBACCO USER, BY RATING AREA AND COUNTY

RATING AREA 1

02-01-2018 Number of Covered Lives by Rating County					2,309	1,604	7,822	192	962
HIOS Plan ID	Plan Marketing Name	Product	Metal	On/Off Exchange	Crawford	Clarion	Erie	Forest	McKean
16322PA0040006	UPMC Advantage Silver \$0/\$50 - Premium Network	PPO	Silver	On/Off	\$345.75	\$345.75	\$345.75	\$345.75	\$345.75
16322PA0040007	UPMC Advantage Silver \$1,750/\$50 - Premium Network	PPO	Silver	On/Off	\$335.79	\$335.79	\$335.79	\$335.79	\$335.79
16322PA0040008	UPMC Advantage Silver \$3,500/\$25 - Premium Network	PPO	Silver	On/Off	\$342.49	\$342.49	\$342.49	\$342.49	\$342.49
16322PA0040010	UPMC Advantage Gold \$800/\$20 - Premium Network	PPO	Gold	On/Off	\$364.25	\$364.25	\$364.25	\$364.25	\$364.25
16322PA0040012	UPMC Advantage Platinum \$250/\$20 - Premium Network	PPO	Platinum	On/Off	\$638.38	\$638.38	\$638.38	\$638.38	\$638.38
16322PA0040024	UPMC Advantage Bronze \$6,950/\$35 - Premium Network	PPO	Bronze	On/Off	\$263.06	\$263.06	\$263.06	\$263.06	\$263.06
16322PA0040025	UPMC Advantage Silver HSA \$2,700/20% - Premium Network	PPO	Silver	Off	\$285.28	\$285.28	\$285.28	\$285.28	\$285.28
16322PA0040026	UPMC Advantage Catastrophic \$7,900/\$0 - Premium Network	PPO	Catastrophic	On/Off	\$249.70	\$249.70	\$249.70	\$249.70	\$249.70
16322PA0040037	UPMC Advantage Silver \$2,000/\$60 - Premium Network	PPO	Silver	Off	\$282.17	\$282.17	\$282.17	\$282.17	\$282.17
16322PA0040039	UPMC Advantage Bronze \$6,950/\$35 - Premium Network	PPO	Bronze	On/Off					
16322PA0040040	UPMC Advantage Silver \$3,500/\$25 - Premium Network	PPO	Silver	On/Off					
16322PA0040041	UPMC Advantage Silver \$2,000/\$60 - Premium Network	PPO	Silver	Off					
16322PA0040042	UPMC Advantage Gold \$800/\$20 - Premium Network	PPO	Gold	On/Off					
16322PA0040043	UPMC Advantage Bronze \$6,950/\$35 - Premium Network	PPO	Bronze	On/Off					
16322PA0040044	UPMC Advantage Silver \$3,500/\$25 - Premium Network	PPO	Silver	On/Off					
16322PA0040045	UPMC Advantage Silver \$2,000/\$60 - Premium Network	PPO	Silver	Off					
16322PA0040046	UPMC Advantage Gold \$800/\$20 - Premium Network	PPO	Gold	On/Off					
16322PA0050029	UPMC Advantage Silver \$0/\$50 - Select Network	EPO	Silver	On/Off					
16322PA0050030	UPMC Advantage Silver \$1,750/\$50 - Select Network	EPO	Silver	On/Off					
16322PA0050031	UPMC Advantage Silver \$3,500/\$25 - Select Network	EPO	Silver	On/Off					
16322PA0050033	UPMC Advantage Gold \$800/\$20 - Select Network	EPO	Gold	On/Off					
16322PA0050035	UPMC Advantage Platinum \$250/\$20 - Select Network	EPO	Platinum	On/Off					
16322PA0050100	UPMC Advantage Bronze \$6,950/\$35 - Partner Network	EPO	Bronze	On/Off			\$199.37		
16322PA0050101	UPMC Advantage Bronze \$6,950/\$35 - Select Network	EPO	Bronze	On/Off					
16322PA0050102	UPMC Advantage Silver \$0/\$50 - Partner Network	EPO	Silver	On/Off			\$260.77		
16322PA0050103	UPMC Advantage Silver \$1,750/\$50 - Partner Network	EPO	Silver	On/Off			\$260.92		
16322PA0050104	UPMC Advantage Silver \$3,500/\$25 - Partner Network	EPO	Silver	On/Off			\$256.63		
16322PA0050105	UPMC Advantage Silver HSA \$2,700/20% - Partner Network	EPO	Silver	Off			\$216.77		
16322PA0050106	UPMC Advantage Gold \$800/\$20 - Partner Network	EPO	Gold	On/Off			\$276.71		
16322PA0050107	UPMC Advantage Platinum \$250/\$20 - Partner Network	EPO	Platinum	On/Off			\$485.94		
16322PA0050108	UPMC Advantage Silver HSA \$2,700/20% - Select Network	EPO	Silver	Off					
16322PA0050111	UPMC Advantage Catastrophic \$7,900/\$0 - Partner Network	EPO	Catastrophic	On/Off			\$189.10		
16322PA0050112	UPMC Advantage Catastrophic \$7,900/\$0 - Select Network	EPO	Catastrophic	On/Off					
16322PA0050117	UPMC Advantage Silver \$3,500/\$25 - Tower Network	EPO	Silver	On/Off					
16322PA0050118	UPMC Advantage Gold \$800/\$20 - Tower Network	EPO	Gold	On/Off					
16322PA0050119	UPMC Advantage Bronze \$6,950/\$35 - Tower Network	EPO	Bronze	On/Off					
16322PA0050120	UPMC Advantage Silver \$2,000/\$60 - Select Network	EPO	Silver	Off					
16322PA0050121	UPMC Advantage Silver \$2,000/\$60 - Partner Network	EPO	Silver	Off			\$212.24		
16322PA0050123	UPMC Advantage Silver \$2,000/\$60 - Tower Network	EPO	Silver	Off					

RATES FOR AGE 21, NON-TOBACCO USER, BY RATING AREA AND COUNTY

	02-01-2018 Number of Covered Lives	0	RATING AREA 4							
			49,108	2,128	5,488	7,607	4,190	810	2,285	2,939
HIOS Plan ID	Plan Marketing Name	Wyoming	Allegheny	Armstrong	Beaver	Butler	Fayette	Greene	Indiana	Lawrence
16322PA0040006	UPMC Advantage Silver \$0/\$50 - Premium Network		\$345.75	\$345.75	\$345.75	\$345.75	\$345.75	\$345.75	\$345.75	\$345.75
16322PA0040007	UPMC Advantage Silver \$1,750/\$50 - Premium Network		\$335.79	\$335.79	\$335.79	\$335.79	\$335.79	\$335.79	\$335.79	\$335.79
16322PA0040008	UPMC Advantage Silver \$3,500/\$25 - Premium Network		\$342.49	\$342.49	\$342.49	\$342.49	\$342.49	\$342.49	\$342.49	\$342.49
16322PA0040010	UPMC Advantage Gold \$800/\$20 - Premium Network		\$364.25	\$364.25	\$364.25	\$364.25	\$364.25	\$364.25	\$364.25	\$364.25
16322PA0040012	UPMC Advantage Platinum \$250/\$20 - Premium Network		\$638.38	\$638.38	\$638.38	\$638.38	\$638.38	\$638.38	\$638.38	\$638.38
16322PA0040024	UPMC Advantage Bronze \$6,950/\$35 - Premium Network		\$263.06	\$263.06	\$263.06	\$263.06	\$263.06	\$263.06	\$263.06	\$263.06
16322PA0040025	UPMC Advantage Silver HSA \$2,700/20% - Premium Network		\$285.28	\$285.28	\$285.28	\$285.28	\$285.28	\$285.28	\$285.28	\$285.28
16322PA0040026	UPMC Advantage Catastrophic \$7,900/\$0 - Premium Network		\$249.70	\$249.70	\$249.70	\$249.70	\$249.70	\$249.70	\$249.70	\$249.70
16322PA0040037	UPMC Advantage Silver \$2,000/\$60 - Premium Network		\$282.17	\$282.17	\$282.17	\$282.17	\$282.17	\$282.17	\$282.17	\$282.17
16322PA0040039	UPMC Advantage Bronze \$6,950/\$35 - Premium Network	\$331.95								
16322PA0040040	UPMC Advantage Silver \$3,500/\$25 - Premium Network	\$432.18								
16322PA0040041	UPMC Advantage Silver \$2,000/\$60 - Premium Network	\$356.06								
16322PA0040042	UPMC Advantage Gold \$800/\$20 - Premium Network	\$464.81								
16322PA0040043	UPMC Advantage Bronze \$6,950/\$35 - Premium Network									
16322PA0040044	UPMC Advantage Silver \$3,500/\$25 - Premium Network									
16322PA0040045	UPMC Advantage Silver \$2,000/\$60 - Premium Network									
16322PA0040046	UPMC Advantage Gold \$800/\$20 - Premium Network									
16322PA0050029	UPMC Advantage Silver \$0/\$50 - Select Network		\$275.48		\$275.48	\$275.48	\$275.48			
16322PA0050030	UPMC Advantage Silver \$1,750/\$50 - Select Network		\$275.64		\$275.64	\$275.64	\$275.64			
16322PA0050031	UPMC Advantage Silver \$3,500/\$25 - Select Network		\$271.11		\$271.11	\$271.11	\$271.11			
16322PA0050033	UPMC Advantage Gold \$800/\$20 - Select Network		\$292.32		\$292.32	\$292.32	\$292.32			
16322PA0050035	UPMC Advantage Platinum \$250/\$20 - Select Network		\$513.35		\$513.35	\$513.35	\$513.35			
16322PA0050100	UPMC Advantage Bronze \$6,950/\$35 - Partner Network		\$199.37							\$199.37
16322PA0050101	UPMC Advantage Bronze \$6,950/\$35 - Select Network		\$210.61		\$210.61	\$210.61	\$210.61			
16322PA0050102	UPMC Advantage Silver \$0/\$50 - Partner Network		\$260.77							\$260.77
16322PA0050103	UPMC Advantage Silver \$1,750/\$50 - Partner Network		\$260.92							\$260.92
16322PA0050104	UPMC Advantage Silver \$3,500/\$25 - Partner Network		\$256.63							\$256.63
16322PA0050105	UPMC Advantage Silver HSA \$2,700/20% - Partner Network		\$216.77							\$216.77
16322PA0050106	UPMC Advantage Gold \$800/\$20 - Partner Network		\$276.71							\$276.71
16322PA0050107	UPMC Advantage Platinum \$250/\$20 - Partner Network		\$485.94							\$485.94
16322PA0050108	UPMC Advantage Silver HSA \$2,700/20% - Select Network		\$229.00		\$229.00	\$229.00	\$229.00			
16322PA0050111	UPMC Advantage Catastrophic \$7,900/\$0 - Partner Network		\$189.10							\$189.10
16322PA0050112	UPMC Advantage Catastrophic \$7,900/\$0 - Select Network		\$199.76		\$199.76	\$199.76	\$199.76			
16322PA0050117	UPMC Advantage Silver \$3,500/\$25 - Tower Network									
16322PA0050118	UPMC Advantage Gold \$800/\$20 - Tower Network									
16322PA0050119	UPMC Advantage Bronze \$6,950/\$35 - Tower Network									
16322PA0050120	UPMC Advantage Silver \$2,000/\$60 - Select Network		\$224.21		\$224.21	\$224.21	\$224.21			
16322PA0050121	UPMC Advantage Silver \$2,000/\$60 - Partner Network		\$212.24							\$212.24
16322PA0050123	UPMC Advantage Silver \$2,000/\$60 - Tower Network									

Company Name UPMC Health Options, Inc.

Market Individual

RATES FOR AGE 21, NON-TOBACCO USER, BY RATING AREA AND COUNTY

RATING AREA 5

HIOS Plan ID	Plan Marketing Name	02-01-2018 Number of Covered Lives		RATING AREA 5					
		8,302	13,681	1,782	3,634	2,122	3,892	1,094	1,583
		Washington	Westmoreland	Bedford	Blair	Clearfield	Cambria	Huntingdon	Jefferson
16322PA0040006	UPMC Advantage Silver \$0/\$50 - Premium Network	\$345.75	\$345.75	\$345.75	\$345.75	\$345.75	\$345.75	\$345.75	\$345.75
16322PA0040007	UPMC Advantage Silver \$1,750/\$50 - Premium Network	\$335.79	\$335.79	\$335.79	\$335.79	\$335.79	\$335.79	\$335.79	\$335.79
16322PA0040008	UPMC Advantage Silver \$3,500/\$25 - Premium Network	\$342.49	\$342.49	\$342.49	\$342.49	\$342.49	\$342.49	\$342.49	\$342.49
16322PA0040010	UPMC Advantage Gold \$800/\$20 - Premium Network	\$364.25	\$364.25	\$364.25	\$364.25	\$364.25	\$364.25	\$364.25	\$364.25
16322PA0040012	UPMC Advantage Platinum \$250/\$20 - Premium Network	\$638.38	\$638.38	\$638.38	\$638.38	\$638.38	\$638.38	\$638.38	\$638.38
16322PA0040024	UPMC Advantage Bronze \$6,950/\$35 - Premium Network	\$263.06	\$263.06	\$263.06	\$263.06	\$263.06	\$263.06	\$263.06	\$263.06
16322PA0040025	UPMC Advantage Silver HSA \$2,700/20% - Premium Network	\$285.28	\$285.28	\$285.28	\$285.28	\$285.28	\$285.28	\$285.28	\$285.28
16322PA0040026	UPMC Advantage Catastrophic \$7,900/\$0 - Premium Network	\$249.70	\$249.70	\$249.70	\$249.70	\$249.70	\$249.70	\$249.70	\$249.70
16322PA0040037	UPMC Advantage Silver \$2,000/\$60 - Premium Network	\$282.17	\$282.17	\$282.17	\$282.17	\$282.17	\$282.17	\$282.17	\$282.17
16322PA0040039	UPMC Advantage Bronze \$6,950/\$35 - Premium Network								
16322PA0040040	UPMC Advantage Silver \$3,500/\$25 - Premium Network								
16322PA0040041	UPMC Advantage Silver \$2,000/\$60 - Premium Network								
16322PA0040042	UPMC Advantage Gold \$800/\$20 - Premium Network								
16322PA0040043	UPMC Advantage Bronze \$6,950/\$35 - Premium Network								
16322PA0040044	UPMC Advantage Silver \$3,500/\$25 - Premium Network								
16322PA0040045	UPMC Advantage Silver \$2,000/\$60 - Premium Network								
16322PA0040046	UPMC Advantage Gold \$800/\$20 - Premium Network								
16322PA0050029	UPMC Advantage Silver \$0/\$50 - Select Network	\$275.48	\$275.48						
16322PA0050030	UPMC Advantage Silver \$1,750/\$50 - Select Network	\$275.64	\$275.64						
16322PA0050031	UPMC Advantage Silver \$3,500/\$25 - Select Network	\$271.11	\$271.11						
16322PA0050033	UPMC Advantage Gold \$800/\$20 - Select Network	\$292.32	\$292.32						
16322PA0050035	UPMC Advantage Platinum \$250/\$20 - Select Network	\$513.35	\$513.35						
16322PA0050100	UPMC Advantage Bronze \$6,950/\$35 - Partner Network			\$199.37	\$199.37				
16322PA0050101	UPMC Advantage Bronze \$6,950/\$35 - Select Network	\$210.61	\$210.61						
16322PA0050102	UPMC Advantage Silver \$0/\$50 - Partner Network			\$260.77	\$260.77				
16322PA0050103	UPMC Advantage Silver \$1,750/\$50 - Partner Network			\$260.92	\$260.92				
16322PA0050104	UPMC Advantage Silver \$3,500/\$25 - Partner Network			\$256.63	\$256.63				
16322PA0050105	UPMC Advantage Silver HSA \$2,700/20% - Partner Network			\$216.77	\$216.77				
16322PA0050106	UPMC Advantage Gold \$800/\$20 - Partner Network			\$276.71	\$276.71				
16322PA0050107	UPMC Advantage Platinum \$250/\$20 - Partner Network			\$485.94	\$485.94				
16322PA0050108	UPMC Advantage Silver HSA \$2,700/20% - Select Network	\$229.00	\$229.00						
16322PA0050111	UPMC Advantage Catastrophic \$7,900/\$0 - Partner Network			\$189.10	\$189.10				
16322PA0050112	UPMC Advantage Catastrophic \$7,900/\$0 - Select Network	\$199.76	\$199.76						
16322PA0050117	UPMC Advantage Silver \$3,500/\$25 - Tower Network								
16322PA0050118	UPMC Advantage Gold \$800/\$20 - Tower Network								
16322PA0050119	UPMC Advantage Bronze \$6,950/\$35 - Tower Network								
16322PA0050120	UPMC Advantage Silver \$2,000/\$60 - Select Network	\$224.21	\$224.21						
16322PA0050121	UPMC Advantage Silver \$2,000/\$60 - Partner Network			\$212.24	\$212.24				
16322PA0050123	UPMC Advantage Silver \$2,000/\$60 - Tower Network								

Company Name UPMC Health Options, Inc.

Market Individual

RATES FOR AGE 21, NON-TOBACCO USER, BY RATING AREA AND COUNTY

02-01-2018 Number of Covered Lives			RATING AREA 6						
2,336			3,307	0	0	0	0	0	0
HIOS Plan ID	Plan Marketing Name	Somerset	Centre	Columbia	Lehigh	Mifflin	Montour	Northampton	Northumberland
16322PA0040006	UPMC Advantage Silver \$0/\$50 - Premium Network	\$345.75	\$465.67						
16322PA0040007	UPMC Advantage Silver \$1,750/\$50 - Premium Network	\$335.79	\$452.26						
16322PA0040008	UPMC Advantage Silver \$3,500/\$25 - Premium Network	\$342.49	\$461.28						
16322PA0040010	UPMC Advantage Gold \$800/\$20 - Premium Network	\$364.25	\$490.58						
16322PA0040012	UPMC Advantage Platinum \$250/\$20 - Premium Network	\$638.38	\$859.78						
16322PA0040024	UPMC Advantage Bronze \$6,950/\$35 - Premium Network	\$263.06	\$354.30						
16322PA0040025	UPMC Advantage Silver HSA \$2,700/20% - Premium Network	\$285.28	\$384.23						
16322PA0040026	UPMC Advantage Catastrophic \$7,900/\$0 - Premium Network	\$249.70	\$336.30						
16322PA0040037	UPMC Advantage Silver \$2,000/\$60 - Premium Network	\$282.17	\$380.04						
16322PA0040039	UPMC Advantage Bronze \$6,950/\$35 - Premium Network			\$354.30					\$354.30
16322PA0040040	UPMC Advantage Silver \$3,500/\$25 - Premium Network			\$461.28					\$461.28
16322PA0040041	UPMC Advantage Silver \$2,000/\$60 - Premium Network			\$380.04					\$380.04
16322PA0040042	UPMC Advantage Gold \$800/\$20 - Premium Network			\$496.10					\$496.10
16322PA0040043	UPMC Advantage Bronze \$6,950/\$35 - Premium Network				\$354.30			\$354.30	
16322PA0040044	UPMC Advantage Silver \$3,500/\$25 - Premium Network				\$461.28			\$461.28	
16322PA0040045	UPMC Advantage Silver \$2,000/\$60 - Premium Network				\$380.04			\$380.04	
16322PA0040046	UPMC Advantage Gold \$800/\$20 - Premium Network				\$496.10			\$496.10	
16322PA0050029	UPMC Advantage Silver \$0/\$50 - Select Network								
16322PA0050030	UPMC Advantage Silver \$1,750/\$50 - Select Network								
16322PA0050031	UPMC Advantage Silver \$3,500/\$25 - Select Network								
16322PA0050033	UPMC Advantage Gold \$800/\$20 - Select Network								
16322PA0050035	UPMC Advantage Platinum \$250/\$20 - Select Network								
16322PA0050100	UPMC Advantage Bronze \$6,950/\$35 - Partner Network								
16322PA0050101	UPMC Advantage Bronze \$6,950/\$35 - Select Network								
16322PA0050102	UPMC Advantage Silver \$0/\$50 - Partner Network								
16322PA0050103	UPMC Advantage Silver \$1,750/\$50 - Partner Network								
16322PA0050104	UPMC Advantage Silver \$3,500/\$25 - Partner Network								
16322PA0050105	UPMC Advantage Silver HSA \$2,700/20% - Partner Network								
16322PA0050106	UPMC Advantage Gold \$800/\$20 - Partner Network								
16322PA0050107	UPMC Advantage Platinum \$250/\$20 - Partner Network								
16322PA0050108	UPMC Advantage Silver HSA \$2,700/20% - Select Network								
16322PA0050111	UPMC Advantage Catastrophic \$7,900/\$0 - Partner Network								
16322PA0050112	UPMC Advantage Catastrophic \$7,900/\$0 - Select Network								
16322PA0050117	UPMC Advantage Silver \$3,500/\$25 - Tower Network								
16322PA0050118	UPMC Advantage Gold \$800/\$20 - Tower Network								
16322PA0050119	UPMC Advantage Bronze \$6,950/\$35 - Tower Network								
16322PA0050120	UPMC Advantage Silver \$2,000/\$60 - Select Network								
16322PA0050121	UPMC Advantage Silver \$2,000/\$60 - Partner Network								
16322PA0050123	UPMC Advantage Silver \$2,000/\$60 - Tower Network								

Company Name UPMC Health Options, Inc.

Market Individual

RATES FOR AGE 21, NON-TOBACCO USER, BY RATING AREA AND COUNTY

		02-01-2018 Number of Covered Lives			RATING AREA 7				RATING AREA 8	
		0	0	0	0	3,668	0	0	0	0
HIOS Plan ID	Plan Marketing Name	Schuylkill	Snyder	Union	Adams	Berks	Lancaster	York	Bucks	Chester
16322PA0040006	UPMC Advantage Silver \$0/\$50 - Premium Network									
16322PA0040007	UPMC Advantage Silver \$1,750/\$50 - Premium Network									
16322PA0040008	UPMC Advantage Silver \$3,500/\$25 - Premium Network									
16322PA0040010	UPMC Advantage Gold \$800/\$20 - Premium Network									
16322PA0040012	UPMC Advantage Platinum \$250/\$20 - Premium Network									
16322PA0040024	UPMC Advantage Bronze \$6,950/\$35 - Premium Network									
16322PA0040025	UPMC Advantage Silver HSA \$2,700/20% - Premium Network									
16322PA0040026	UPMC Advantage Catastrophic \$7,900/\$0 - Premium Network									
16322PA0040037	UPMC Advantage Silver \$2,000/\$60 - Premium Network									
16322PA0040039	UPMC Advantage Bronze \$6,950/\$35 - Premium Network		\$354.30	\$354.30	\$359.31			\$359.31	\$359.31	
16322PA0040040	UPMC Advantage Silver \$3,500/\$25 - Premium Network		\$461.28	\$461.28	\$467.80			\$467.80	\$467.80	
16322PA0040041	UPMC Advantage Silver \$2,000/\$60 - Premium Network		\$380.04	\$380.04	\$385.41			\$385.41	\$385.41	
16322PA0040042	UPMC Advantage Gold \$800/\$20 - Premium Network		\$496.10	\$496.10	\$503.11			\$503.11	\$503.11	
16322PA0040043	UPMC Advantage Bronze \$6,950/\$35 - Premium Network	\$354.30				\$359.31				
16322PA0040044	UPMC Advantage Silver \$3,500/\$25 - Premium Network	\$461.28				\$467.80				
16322PA0040045	UPMC Advantage Silver \$2,000/\$60 - Premium Network	\$380.04				\$385.41				
16322PA0040046	UPMC Advantage Gold \$800/\$20 - Premium Network	\$496.10				\$503.11				
16322PA0050029	UPMC Advantage Silver \$0/\$50 - Select Network									
16322PA0050030	UPMC Advantage Silver \$1,750/\$50 - Select Network									
16322PA0050031	UPMC Advantage Silver \$3,500/\$25 - Select Network									
16322PA0050033	UPMC Advantage Gold \$800/\$20 - Select Network									
16322PA0050035	UPMC Advantage Platinum \$250/\$20 - Select Network									
16322PA0050100	UPMC Advantage Bronze \$6,950/\$35 - Partner Network									
16322PA0050101	UPMC Advantage Bronze \$6,950/\$35 - Select Network									
16322PA0050102	UPMC Advantage Silver \$0/\$50 - Partner Network									
16322PA0050103	UPMC Advantage Silver \$1,750/\$50 - Partner Network									
16322PA0050104	UPMC Advantage Silver \$3,500/\$25 - Partner Network									
16322PA0050105	UPMC Advantage Silver HSA \$2,700/20% - Partner Network									
16322PA0050106	UPMC Advantage Gold \$800/\$20 - Partner Network									
16322PA0050107	UPMC Advantage Platinum \$250/\$20 - Partner Network									
16322PA0050108	UPMC Advantage Silver HSA \$2,700/20% - Select Network									
16322PA0050111	UPMC Advantage Catastrophic \$7,900/\$0 - Partner Network									
16322PA0050112	UPMC Advantage Catastrophic \$7,900/\$0 - Select Network									
16322PA0050117	UPMC Advantage Silver \$3,500/\$25 - Tower Network					\$433.58				
16322PA0050118	UPMC Advantage Gold \$800/\$20 - Tower Network					\$467.50				
16322PA0050119	UPMC Advantage Bronze \$6,950/\$35 - Tower Network					\$336.83				
16322PA0050120	UPMC Advantage Silver \$2,000/\$60 - Select Network									
16322PA0050121	UPMC Advantage Silver \$2,000/\$60 - Partner Network									
16322PA0050123	UPMC Advantage Silver \$2,000/\$60 - Tower Network					\$358.58				

Company Name UPMC Health Options, Inc.

Market Individual

RATES FOR AGE 21, NON-TOBACCO USER, BY RATING AREA AND COUNTY

RATING AREA 9

02-01-2018 Number of Covered Lives		0	0	0	0	0	0	0	0
HIOS Plan ID	Plan Marketing Name	Delaware	Montgomery	Philadelphia	Cumberland	Dauphin	Franklin	Fulton	Juniata
16322PA0040006	UPMC Advantage Silver \$0/\$50 - Premium Network								
16322PA0040007	UPMC Advantage Silver \$1,750/\$50 - Premium Network								
16322PA0040008	UPMC Advantage Silver \$3,500/\$25 - Premium Network								
16322PA0040010	UPMC Advantage Gold \$800/\$20 - Premium Network								
16322PA0040012	UPMC Advantage Platinum \$250/\$20 - Premium Network								
16322PA0040024	UPMC Advantage Bronze \$6,950/\$35 - Premium Network								
16322PA0040025	UPMC Advantage Silver HSA \$2,700/20% - Premium Network								
16322PA0040026	UPMC Advantage Catastrophic \$7,900/\$0 - Premium Network								
16322PA0040037	UPMC Advantage Silver \$2,000/\$60 - Premium Network								
16322PA0040039	UPMC Advantage Bronze \$6,950/\$35 - Premium Network				\$314.62	\$314.62			
16322PA0040040	UPMC Advantage Silver \$3,500/\$25 - Premium Network				\$409.62	\$409.62			
16322PA0040041	UPMC Advantage Silver \$2,000/\$60 - Premium Network				\$337.48	\$337.48			
16322PA0040042	UPMC Advantage Gold \$800/\$20 - Premium Network				\$440.54	\$440.54			
16322PA0040043	UPMC Advantage Bronze \$6,950/\$35 - Premium Network								
16322PA0040044	UPMC Advantage Silver \$3,500/\$25 - Premium Network								
16322PA0040045	UPMC Advantage Silver \$2,000/\$60 - Premium Network								
16322PA0040046	UPMC Advantage Gold \$800/\$20 - Premium Network								
16322PA0050029	UPMC Advantage Silver \$0/\$50 - Select Network								
16322PA0050030	UPMC Advantage Silver \$1,750/\$50 - Select Network								
16322PA0050031	UPMC Advantage Silver \$3,500/\$25 - Select Network								
16322PA0050033	UPMC Advantage Gold \$800/\$20 - Select Network								
16322PA0050035	UPMC Advantage Platinum \$250/\$20 - Select Network								
16322PA0050100	UPMC Advantage Bronze \$6,950/\$35 - Partner Network								
16322PA0050101	UPMC Advantage Bronze \$6,950/\$35 - Select Network								
16322PA0050102	UPMC Advantage Silver \$0/\$50 - Partner Network								
16322PA0050103	UPMC Advantage Silver \$1,750/\$50 - Partner Network								
16322PA0050104	UPMC Advantage Silver \$3,500/\$25 - Partner Network								
16322PA0050105	UPMC Advantage Silver HSA \$2,700/20% - Partner Network								
16322PA0050106	UPMC Advantage Gold \$800/\$20 - Partner Network								
16322PA0050107	UPMC Advantage Platinum \$250/\$20 - Partner Network								
16322PA0050108	UPMC Advantage Silver HSA \$2,700/20% - Select Network								
16322PA0050111	UPMC Advantage Catastrophic \$7,900/\$0 - Partner Network								
16322PA0050112	UPMC Advantage Catastrophic \$7,900/\$0 - Select Network								
16322PA0050117	UPMC Advantage Silver \$3,500/\$25 - Tower Network								
16322PA0050118	UPMC Advantage Gold \$800/\$20 - Tower Network								
16322PA0050119	UPMC Advantage Bronze \$6,950/\$35 - Tower Network								
16322PA0050120	UPMC Advantage Silver \$2,000/\$60 - Select Network								
16322PA0050121	UPMC Advantage Silver \$2,000/\$60 - Partner Network								
16322PA0050123	UPMC Advantage Silver \$2,000/\$60 - Tower Network								

Company Name UPMC Health Options, Inc.

Market Individual

RATES FOR AGE 21, NON-TOBACCO USER, BY RATING AREA AND COUNTY

	02-01-2018 Number of Covered Lives	0	0
HIOS Plan ID	Plan Marketing Name	Lebanon	Perry
16322PA0040006	UPMC Advantage Silver \$0/\$50 - Premium Network		
16322PA0040007	UPMC Advantage Silver \$1,750/\$50 - Premium Network		
16322PA0040008	UPMC Advantage Silver \$3,500/\$25 - Premium Network		
16322PA0040010	UPMC Advantage Gold \$800/\$20 - Premium Network		
16322PA0040012	UPMC Advantage Platinum \$250/\$20 - Premium Network		
16322PA0040024	UPMC Advantage Bronze \$6,950/\$35 - Premium Network		
16322PA0040025	UPMC Advantage Silver HSA \$2,700/20% - Premium Network		
16322PA0040026	UPMC Advantage Catastrophic \$7,900/\$0 - Premium Network		
16322PA0040037	UPMC Advantage Silver \$2,000/\$60 - Premium Network		
16322PA0040039	UPMC Advantage Bronze \$6,950/\$35 - Premium Network	\$314.62	\$314.62
16322PA0040040	UPMC Advantage Silver \$3,500/\$25 - Premium Network	\$409.62	\$409.62
16322PA0040041	UPMC Advantage Silver \$2,000/\$60 - Premium Network	\$337.48	\$337.48
16322PA0040042	UPMC Advantage Gold \$800/\$20 - Premium Network	\$440.54	\$440.54
16322PA0040043	UPMC Advantage Bronze \$6,950/\$35 - Premium Network		
16322PA0040044	UPMC Advantage Silver \$3,500/\$25 - Premium Network		
16322PA0040045	UPMC Advantage Silver \$2,000/\$60 - Premium Network		
16322PA0040046	UPMC Advantage Gold \$800/\$20 - Premium Network		
16322PA0050029	UPMC Advantage Silver \$0/\$50 - Select Network		
16322PA0050030	UPMC Advantage Silver \$1,750/\$50 - Select Network		
16322PA0050031	UPMC Advantage Silver \$3,500/\$25 - Select Network		
16322PA0050033	UPMC Advantage Gold \$800/\$20 - Select Network		
16322PA0050035	UPMC Advantage Platinum \$250/\$20 - Select Network		
16322PA0050100	UPMC Advantage Bronze \$6,950/\$35 - Partner Network		
16322PA0050101	UPMC Advantage Bronze \$6,950/\$35 - Select Network		
16322PA0050102	UPMC Advantage Silver \$0/\$50 - Partner Network		
16322PA0050103	UPMC Advantage Silver \$1,750/\$50 - Partner Network		
16322PA0050104	UPMC Advantage Silver \$3,500/\$25 - Partner Network		
16322PA0050105	UPMC Advantage Silver HSA \$2,700/20% - Partner Network		
16322PA0050106	UPMC Advantage Gold \$800/\$20 - Partner Network		
16322PA0050107	UPMC Advantage Platinum \$250/\$20 - Partner Network		
16322PA0050108	UPMC Advantage Silver HSA \$2,700/20% - Select Network		
16322PA0050111	UPMC Advantage Catastrophic \$7,900/\$0 - Partner Network		
16322PA0050112	UPMC Advantage Catastrophic \$7,900/\$0 - Select Network		
16322PA0050117	UPMC Advantage Silver \$3,500/\$25 - Tower Network		
16322PA0050118	UPMC Advantage Gold \$800/\$20 - Tower Network		
16322PA0050119	UPMC Advantage Bronze \$6,950/\$35 - Tower Network		
16322PA0050120	UPMC Advantage Silver \$2,000/\$60 - Select Network		
16322PA0050121	UPMC Advantage Silver \$2,000/\$60 - Partner Network		
16322PA0050123	UPMC Advantage Silver \$2,000/\$60 - Tower Network		

Unified Rate Review v4.3

Company Legal Name: UPMC HEALTH OPTIONS INC. State: PA
 HIOS Issuer ID: 16322 Market: Individual
 Effective Date of Rate Change(s): 1/1/2019

Market Level Calculations (Same for all Plans)

Section I: Experience period data

Experience Period:	1/1/2017	to	12/31/2017
	Experience Period		
	Aggregate Amount	PMPM	% of Prem
Premiums (net of MLR Rebate) in Experience Period:	\$620,896,880	\$377.72	100.00%
Incurred Claims in Experience Period	\$546,197,029	332.27	87.97%
Allowed Claims:	\$707,355,183	430.31	113.92%
Index Rate of Experience Period		\$429.37	
Experience Period Member Months	1,643,818		

Section II: Allowed Claims, PMPM basis

Experience Period				Projection Period: 1/1/2019 to 12/31/2019				Mid-point to Mid-point, Experience to Projection: 24 months						
Benefit Category	on Actual Experience Allowed				Adj't. from Experience to Projection Period		Annualized Trend Factors		Projections, before credibility Adjustment			Credibility Manual		
	Utilization Description	Utilization per 1,000	Average Cost/Service	PMPM	Pop'l risk Morbidity	Other	Cost	Util	Utilization per 1,000	Average Cost/Service	PMPM	Utilization per 1,000	Average Cost/Service	PMPM
Inpatient Hospital	Admits	68.22	\$13,891.23	\$78.97	1.060	1.090	1.091	1.002	72.66	\$18,013.81	\$109.07	0.00	\$0.00	\$0.00
Outpatient Hospital	Visits	3,900.76	371.52	120.77	1.060	1.090	1.028	1.006	4,182.31	427.87	149.12	0.00	0.00	0.00
Professional	Visits	12,272.34	85.40	87.34	1.060	1.090	1.020	0.989	12,728.82	96.80	102.67	0.00	0.00	0.00
Other Medical	Visits	372.75	1,528.57	47.48	1.060	1.090	1.093	1.081	461.36	1,989.34	76.48	0.00	0.00	0.00
Capitation	Other	0.00	0.00	0.00	1.060	1.090	1.000	1.000	0.00	0.00	0.00	0.00	0.00	0.00
Prescription Drug	Prescriptions	12,320.65	93.26	95.75	1.060	1.090	1.103	0.998	13,003.84	123.70	134.05	0.00	0.00	0.00
Total				\$430.31							\$571.41			\$0.00
											After Credibility	Projected Period Totals		
Section III: Projected Experience:											\$571.41	\$1,157,446,766		
Projected Allowed Claims PMPM (w/applied credibility if applicable)											100.00%	0.00%		
Paid to Allowed Average Factor in Projection Period											0.732			
Projected Incurred Claims, before ACA rein & Risk Adj't, PMPM											\$418.15	\$847,009,282		
Projected Risk Adjustments PMPM											29.97	(60,707,652)		
Projected Incurred Claims, before reinsurance recoveries, net of rein prem, PMPM											\$448.12	\$907,716,933		
Projected ACA reinsurance recoveries, net of rein prem, PMPM											0.00	0		
Projected Incurred Claims											\$448.12	\$907,716,933		
Administrative Expense Load											11.44%	61.11 123,778,762		
Profit & Risk Load											2.00%	10.68 21,632,557		
Taxes & Fees											2.63%	14.07 28,499,595		
Single Risk Pool Gross Premium Avg. Rate, PMPM											\$533.98	\$1,081,627,848		
Index Rate for Projection Period											\$570.15			
% increase over Experience Period											41.37%			
% Increase, annualized:											18.90%			
Projected Member Months												2,025,614		

Information Not Releasable to the Public Unless Authorized by Law: This information has not been publicly disclosed and may be privileged and confidential. It is for internal government use only and must not be disseminated, distributed, or copied to persons not authorized to receive the information. Unauthorized disclosure may result in prosecution to the full extent of the law.

Product-Plan Data Collection

Company Legal Name:

HIOS Issuer ID:

Effective Date of Rate Change(s):

UPMC HEALTH OPTIONS INC.

16322

1/1/2019

State:

Market:

PA

Individual

Product/Plan Level Calculations

Section I: General Product and Plan Information

Product ID:		Individual EPO 16322PA0005																							
Product ID:	0718	Silver	Silver	Silver	Silver	Silver	Gold	Platinum	Bronze	Bronze	Silver	Silver	Silver	Silver	Silver	Gold	Platinum	Silver	Catastrophic	Catastrophic	Silver	Gold	Bronze	Silver	Silver
AV Metal Value	0.718	0.717	0.719	0.718	0.719	0.818	0.917	0.613	0.613	0.613	0.717	0.719	0.718	0.712	0.818	0.917	0.719	0.712	0.605	0.605	0.718	0.818	0.613	0.719	0.719
AV Pricing Value	0.000	0.000	0.866	0.866	0.918	0.918	0.866	0.917	0.866	0.918	0.818	1.618	0.818	1.526	0.869	0.818	1.526	0.719	0.869	0.718	0.818	0.918	0.866	0.917	0.667
Plan Category	Terminated	Terminated	Renewing	Renewing	Renewing	Renewing	Renewing	Renewing	Renewing	Renewing	Renewing	Renewing	Renewing	Renewing	Renewing	Renewing	Renewing	Renewing	Renewing	Renewing	Renewing	Renewing	Renewing	Renewing	Renewing
Plan Type:	EPO	EPO	EPO	EPO	EPO	EPO	EPO	EPO	EPO	EPO	EPO	EPO	EPO	EPO	EPO	EPO	EPO	EPO	EPO	EPO	EPO	EPO	EPO	EPO	EPO
Plan Name	UPMC Advantage Silver \$3,500/\$30 - Partner Network	UPMC Advantage Silver \$3,500/\$30 - Select Network	UPMC Advantage Silver \$3,500/\$30 - Select Network	UPMC Advantage Silver \$3,500/\$30 - Select Network	UPMC Advantage Silver \$3,500/\$30 - Select Network	UPMC Advantage Silver \$3,500/\$30 - Select Network	UPMC Advantage Silver \$3,500/\$30 - Select Network	UPMC Advantage Silver \$3,500/\$30 - Select Network	UPMC Advantage Silver \$3,500/\$30 - Select Network	UPMC Advantage Silver \$3,500/\$30 - Select Network	UPMC Advantage Silver \$3,500/\$30 - Select Network	UPMC Advantage Silver \$3,500/\$30 - Select Network	UPMC Advantage Silver \$3,500/\$30 - Select Network	UPMC Advantage Silver \$3,500/\$30 - Select Network	UPMC Advantage Silver \$3,500/\$30 - Select Network	UPMC Advantage Silver \$3,500/\$30 - Select Network	UPMC Advantage Silver \$3,500/\$30 - Select Network	UPMC Advantage Silver \$3,500/\$30 - Select Network	UPMC Advantage Silver \$3,500/\$30 - Select Network	UPMC Advantage Silver \$3,500/\$30 - Select Network	UPMC Advantage Silver \$3,500/\$30 - Select Network	UPMC Advantage Silver \$3,500/\$30 - Select Network	UPMC Advantage Silver \$3,500/\$30 - Select Network	UPMC Advantage Silver \$3,500/\$30 - Select Network	
Plan ID (Standard Component ID):	16322PA0050113	16322PA0050114	16322PA0050029	16322PA0050030	16322PA0050031	16322PA0050032	16322PA0050033	16322PA0050034	16322PA0050035	16322PA0050036	16322PA0050037	16322PA0050038	16322PA0050039	16322PA0050040	16322PA0050041	16322PA0050042	16322PA0050043	16322PA0050044	16322PA0050045	16322PA0050046	16322PA0050047	16322PA0050048	16322PA0050049	16322PA0050050	16322PA0050051
Exchange Plan?	No	No	Yes	Yes	Yes	Yes	Yes	Yes	Yes	Yes	Yes	Yes	Yes	Yes	Yes	Yes	Yes	Yes	Yes	Yes	Yes	Yes	Yes	Yes	Yes
Historical Rate Increase - Calendar Year - 2																									
Historical Rate Increase - Calendar Year - 1																									
Historical Rate Increase - Calendar Year 0																									
Effective Date of Proposed Rates	1/1/2019	1/1/2019	1/1/2019	1/1/2019	1/1/2019	1/1/2019	1/1/2019	1/1/2019	1/1/2019	1/1/2019	1/1/2019	1/1/2019	1/1/2019	1/1/2019	1/1/2019	1/1/2019	1/1/2019	1/1/2019	1/1/2019	1/1/2019	1/1/2019	1/1/2019	1/1/2019	1/1/2019	1/1/2019
Rate Change % (over prior filing)	0.00%	0.00%	-6.38%	-6.76%	-5.83%	-5.43%	-5.94%	-4.74%	-5.19%	-6.78%	-7.16%	-6.23%	-25.67%	-4.99%	-5.48%	-25.34%	-16.03%	-16.52%	-8.10%	-2.90%	-2.66%	-1.99%	-1.56%	-1.56%	
Com'lve Rate Change % (over 12 mos prior)	0.00%	0.00%	-6.38%	-6.76%	-5.83%	-5.43%	-5.94%	-4.74%	-5.19%	-6.78%	-7.16%	-6.23%	-25.67%	-4.99%	-5.48%	-25.34%	-16.03%	-16.52%	-8.10%	-2.90%	-2.66%	-1.99%	-1.56%	-1.56%	
Prior Yr Rate Change % (over Effer. Period)	-100.00%	-100.00%	66.93%	67.63%	67.58%	67.58%	48.17%	46.18%	66.27%	66.37%	66.37%	66.37%	38.42%	42.59%	47.55%	39.01%	58.70%	59.38%	RDV01	RDV01	RDV01	RDV01	RDV01	RDV01	
Product Rate Increase %																									

Section II: Components of Premium Increase (PMPM Dollar Amount above Current Average Rate PMPM)

Plan ID (Standard Component ID):	Total	16322PA0050113	16322PA0050114	16322PA0050029	16322PA0050030	16322PA0050031	16322PA0050032	16322PA0050033	16322PA0050034	16322PA0050035	16322PA0050036	16322PA0050037	16322PA0050038	16322PA0050039	16322PA0050040	16322PA0050041	16322PA0050042	16322PA0050043	16322PA0050044	16322PA0050045	16322PA0050046	16322PA0050047	16322PA0050048	16322PA0050049
Insurant	\$0.00	\$0.00	\$0.00	\$0.00	\$0.00	\$0.00	\$0.00	\$0.00	\$0.00	\$0.00	\$0.00	\$0.00	\$0.00	\$0.00	\$0.00	\$0.00	\$0.00	\$0.00	\$0.00	\$0.00	\$0.00	\$0.00	\$0.00	\$0.00
Outpatient	\$0.00	\$0.00	\$0.00	\$0.00	\$0.00	\$0.00	\$0.00	\$0.00	\$0.00	\$0.00	\$0.00	\$0.00	\$0.00	\$0.00	\$0.00	\$0.00	\$0.00	\$0.00	\$0.00	\$0.00	\$0.00	\$0.00	\$0.00	\$0.00
Professional	\$0.00	\$0.00	\$0.00	\$0.00	\$0.00	\$0.00	\$0.00	\$0.00	\$0.00	\$0.00	\$0.00	\$0.00	\$0.00	\$0.00	\$0.00	\$0.00	\$0.00	\$0.00	\$0.00	\$0.00	\$0.00	\$0.00	\$0.00	\$0.00
Prescription Drug	\$0.00	\$0.00	\$0.00	\$0.00	\$0.00	\$0.00	\$0.00	\$0.00	\$0.00	\$0.00	\$0.00	\$0.00	\$0.00	\$0.00	\$0.00	\$0.00	\$0.00	\$0.00	\$0.00	\$0.00	\$0.00	\$0.00	\$0.00	\$0.00
Other	\$0.00	\$0.00	\$0.00	\$0.00	\$0.00	\$0.00	\$0.00	\$0.00	\$0.00	\$0.00	\$0.00	\$0.00	\$0.00	\$0.00	\$0.00	\$0.00	\$0.00	\$0.00	\$0.00	\$0.00	\$0.00	\$0.00	\$0.00	\$0.00
Capitation	\$0.00	\$0.00	\$0.00	\$0.00	\$0.00	\$0.00	\$0.00	\$0.00	\$0.00	\$0.00	\$0.00	\$0.00	\$0.00	\$0.00	\$0.00	\$0.00	\$0.00	\$0.00	\$0.00	\$0.00	\$0.00	\$0.00	\$0.00	\$0.00
Administration	\$0.00	\$0.00	\$0.00	\$0.00	\$0.00	\$0.00	\$0.00	\$0.00	\$0.00	\$0.00	\$0.00	\$0.00	\$0.00	\$0.00	\$0.00	\$0.00	\$0.00	\$0.00	\$0.00	\$0.00	\$0.00	\$0.00	\$0.00	\$0.00
Taxes & Fee	\$0.00	\$0.00	\$0.00	\$0.00	\$0.00	\$0.00	\$0.00	\$0.00	\$0.00	\$0.00	\$0.00	\$0.00	\$0.00	\$0.00	\$0.00	\$0.00	\$0.00	\$0.00	\$0.00	\$0.00	\$0.00	\$0.00	\$0.00	\$0.00
Risk & Profit Charge	\$0.00	\$0.00	\$0.00	\$0.00	\$0.00	\$0.00	\$0.00	\$0.00	\$0.00	\$0.00	\$0.00	\$0.00	\$0.00	\$0.00	\$0.00	\$0.00	\$0.00	\$0.00	\$0.00	\$0.00	\$0.00	\$0.00	\$0.00	\$0.00
Total Rate Increase	\$0.00	\$0.00	\$0.00	\$0.00	\$0.00	\$0.00	\$0.00	\$0.00	\$0.00	\$0.00	\$0.00	\$0.00	\$0.00	\$0.00	\$0.00	\$0.00	\$0.00	\$0.00	\$0.00	\$0.00	\$0.00	\$0.00	\$0.00	\$0.00
Member Cost Share Increase	\$0.00	\$0.00	\$0.00	\$0.00	\$0.00	\$0.00	\$0.00	\$0.00	\$0.00	\$0.00	\$0.00	\$0.00	\$0.00	\$0.00	\$0.00	\$0.00	\$0.00	\$0.00	\$0.00	\$0.00	\$0.00	\$0.00	\$0.00	\$0.00

Average Current Rate PMPM	\$446.76	\$0.00	\$0.00	\$553.21	\$593.79	\$559.56	\$510.74	\$768.71	\$125.69	\$150.74	\$517.80	\$558.86	\$527.92	\$565.99	\$485.84	\$705.71	\$560.96	\$171.20	\$178.63	\$841.89	\$860.66	\$552.44	\$186.39	\$358.18
Projected Member Months	2,025,614	0	0	27,601	18,859	79,181	155,052	1,768.71	95,844	56,608	43,691	30,121	135,848	4,079	303,292	1,800	2,910	5,892	2,796	18,342	40,374	13,015	108,425	113,324

ction III: Experience Period Information

Plan ID (Standard Component ID):	Total	16322PA0050113	16322PA0050114	16322PA0050029	16322PA0050030	16322PA0050031	16322PA0050032	16322PA0050033	16322PA0050034	16322PA0050035	16322PA0050036	16322PA0050037	16322PA0050038	16322PA0050039	16322PA0050040	16322PA0050041	16322PA0050042	16322PA0050043	16322PA0050044	16322PA0050045	16322PA0050046	16322PA0050047	16322PA0050048	16322PA0050049
Plan Adjusted Index Rate	\$357.51	\$314.75	\$314.75	\$325.17	\$324.00	\$318.76	\$400.24	\$682.84	\$269.87	\$283.89	\$309.11	\$308.00	\$303.02	\$308.56	\$382.37	\$648.93	\$324.59	\$234.77	\$224.97	\$0	\$0	\$0	\$0	\$0
Member Months	1,643,818	42,652	14,108	40,905	80,425	123,355	75,348	1,843	51,359	27,721	62,362	105,962	205,344	21,792	87,905	1,864	18,680	4,366	2,226	0	0	0	0	0
Total Premium (TP)	\$620,896,880	\$14,485,230	\$4,601,545	\$13,785,478	\$27,786,148	\$42,726,962	\$28,713,385	\$1,092,915	\$14,621,642	\$8,389,020	\$19,798,713	\$34,485,329	\$65,921,935	\$6,864,869	\$31,790,368	\$1,026,666	\$6,061,474	\$635,430	\$337,632	\$0	\$0	\$0	\$0	\$0
EBH Percent of TP, [see instructions]	99.79%	99.79%	99.79%	99.79%	99.79%	99.79%	99.79%	99.79%	99.79%	99.79%	99.79%	99.79%	99.79%	99.79%	99.79%	99.79%	99.79%	99.79%	99.79%	0.00%	0.00%	0.00%	0.00%	0.00%
State mandated benefits portion of TP that are other than EBH	0.00%	0.00%	0.00%	0.00%	0.00%	0.00%	0.00%	0.00%	0.00%	0.00%	0.00%	0.00%	0.00%	0.00%	0.00%	0.00%	0.00%	0.00%	0.00%	0.00%	0.00%	0.00%	0.00%	0.00%
Other benefits portion of TP	0.21%	0.21%	0.21%	0.21%	0.21%	0.21%	0.21%	0.21%	0.21%	0.21%	0.21%	0.21%	0.21%	0.21%	0.21%	0.21%	0.21%	0.21%	0.21%	100.00%	100.00%	100.00%	100.00%	100.00%
Total Allowed Claims (TAC)	\$707,355,183	\$14,408,234	\$4,301,115	\$12,874,581	\$23,194,929	\$40,137,671	\$37,182,449	\$1,957,432	\$21,827,813	\$5,765,490	\$19,730,745	\$30,827,679	\$65,398,953	\$6,097,752	\$43,516,719	\$4,077,825	\$4,840,100	\$221,585	\$110,814	\$0	\$0	\$0	\$0	\$0
EBH Percent of TAC, [see instructions]	99.79%	99.79%	99.79%	99.79%	99.79%	99.79%	99.79%	99.79%	99.79%	99.79%	99.79%	99.79%	99.79%	99.79%	99.79%	99.79%	99.79%	99.79%	99.79%	0.00%	0.00%	0.00%	0.00%	0.00%
State mandated benefits portion of TAC that are other than EBH	0.00%	0.00%	0.00%	0.00%	0.00%	0.00%	0.00%	0.00%	0.00%	0.00%	0.00%	0.00%	0.00%	0.00%	0.00%	0.00%	0.00%	0.00%	0.00%	0.00%	0.00%	0.00%	0.00%	0.00%
Other benefits portion of TAC	0.21%	0.21%	0.21%	0.21%	0.21%	0.21%	0.21%	0.21%	0.21%	0.21%	0.21%	0.21%	0.21%	0.21%	0.21%	0.21%	0.21%	0.21%	0.21%	100.00%	100.00%	100.00%	100.00%	100.00%
Allowed Claims which are not the issuer's obligation	\$120,862,388	\$3,557,058	\$1,077,479	\$2,487,090	\$5,123,978	\$7,734,499	\$3,940,794	\$76,608	\$2,142,217	\$1,460,363	\$3,540,175	\$6,596,328	\$12,656,006	\$1,220,038	\$4,759,303	\$116,189	\$1,053,898	\$63,660	\$27,443	\$0	\$0	\$0	\$0	\$0
Portion of above payable by HHS's funds on behalf of insured person, in dollars	\$0	\$0	\$0	\$0	\$0	\$0	\$0	\$0	\$0	\$0	\$0	\$0	\$0	\$0	\$0	\$0	\$0	\$0	\$0	\$0	\$0	\$0	\$0	\$0
Portion of above payable by HHS on behalf of insured person, as %	0.00%	0.00%	0.00%	0.00%	0.00%	0.00%	0.00%	0.00%	0.00%	0.00%	0.00%	0.00%	0.00%	0.00%	0.00%	0.00%	0.00%	0.00%	0.00%	RDV01	RDV01	RDV01	RDV01	RDV01
Total Incurred Claims, payable with issuer funds	\$586,492,795	\$10,851,176	\$3,223,637	\$10,387,490	\$18,072,950	\$32,403,172	\$33,241,855	\$1,880,804	\$5,070,606	\$4,305,037	\$16,190,199	\$24,231,351	\$52,742,947	\$4,877,754	\$38,723,855	\$3,961,636	\$3,786,202	\$157,925	\$83,392	\$0	\$0	\$0	\$0	\$0
Net Amt of Rem	\$0	\$0	\$0	\$0	\$0	\$0	\$0	\$0	\$0	\$0	\$0	\$0	\$0	\$0	\$0	\$0	\$0	\$0	\$0	\$0	\$0	\$0	\$0	\$0
Risk Adjustment Transfer Amount	-\$40,509.00	-\$1,095.00	-\$347,670.79	-\$1,008,043.20	-\$1,981,095.12	-\$3,015,257.93	-\$1,856,839.87	-\$45,418.01	-\$1,265,666.56	-\$670,821.27	-\$1,336,819.22	-\$2,611,276.70	-\$5,060,399.04	-\$37,031.60	-\$2,366,288.68	-\$445,395.48	-\$460,340.96	\$107,091.61	-\$54,835.48	\$60.00	\$0.00	\$0.00	\$0.00	\$0.00
Incurred Claims, PMPM	\$356.79	\$224.41	\$228.50	\$253.94	\$224.72	\$226.83	\$441.18	\$1,020.51	\$98.73	\$108.15	\$229.62	\$228.68	\$256.85	\$222.83	\$440.53	\$212.85	\$202.69	\$36.17	\$37.46	RDV01	RDV01	RDV01	RDV01	RDV01
Allowed Claims, PMPM	\$439.74	\$317.81	\$318.04	\$340.84	\$299.40	\$318.16	\$586.24	\$1,362.18	\$1,040.90	\$562.12	\$1,180.91	\$1,840.90	\$3,558.12	\$318.12	\$1,480.12	\$258.12	\$248.12	\$128.12	\$64.06	RDV01	RDV01	RDV01	RDV01	RDV01
EBH Percent of Allowed Claims, PMPM	\$357.10	\$310.23	\$310.43	\$328.82	\$297.35	\$316.42	\$499.44	\$1,059.84	\$1,040.14	\$321.35	\$335.72	\$229.62	\$231.83	\$279.23	\$484.00	\$212.85	\$202.69	\$36.17	\$49.65	RDV01	RDV01	RDV01	RDV01	RDV01

Product-Plan Data Collection

Company Legal Name:
 HIOS Issuer ID:
 Effective Date of Rate Change(s):

Product/Plan Level Calculations

Section I: General Product and Plan Information

Product	Individual PPO																			
Product ID:	16322PA004																			
Metal:	Silver	Silver	Silver	Silver	Silver	Silver	Gold	Platinum	Bronze	Silver	Catastrophic	Silver	Bronze	Silver	Silver	Gold	Bronze	Silver	Silver	Gold
AV Metal Value	0.719	0.718	0.717	0.719	0.718	0.718	0.818	0.917	0.613	0.712	0.605	0.719	0.613	0.718	0.719	0.818	0.613	0.718	0.719	0.818
AV Pricing Value	0.825	0.800	1.086	1.055	1.076	1.144	1.344	2.005	0.826	0.886	0.784	0.886	0.826	1.076	0.886	1.157	0.826	1.076	0.886	1.157
Plan Category	New	Terminated	Renewing	Renewing	Renewing	Renewing	Renewing	Renewing	Renewing	Renewing	Renewing	Renewing	New PPO	New PPO	New PPO	New PPO	New PPO	New PPO	New PPO	New PPO
Plan Type	EPO	PPO	PPO	PPO	PPO	PPO	PPO	PPO	PPO	PPO	PPO	PPO	PPO	PPO	PPO	PPO	PPO	PPO	PPO	PPO
Plan Name	UPMAC Advantage Silver \$2,000/560 - Tower Network	UPMAC Advantage Silver \$3,500/530 - Premium Network	UPMAC Advantage Silver \$5,050/550 - Premium	UPMAC Advantage Silver \$1,750/550 - Premium	UPMAC Advantage Silver \$3,500/525 - Premium	UPMAC Advantage Gold \$800/520 - Premium	UPMAC Advantage Gold \$800/520 - Premium	UPMAC Advantage Gold \$800/520 - Premium	UPMAC Advantage Gold \$800/520 - Premium	UPMAC Advantage Gold \$800/520 - Premium	UPMAC Advantage Gold \$800/520 - Premium	UPMAC Advantage Gold \$800/520 - Premium	UPMAC Advantage Gold \$800/520 - Premium	UPMAC Advantage Gold \$800/520 - Premium	UPMAC Advantage Gold \$800/520 - Premium	UPMAC Advantage Gold \$800/520 - Premium	UPMAC Advantage Gold \$800/520 - Premium	UPMAC Advantage Gold \$800/520 - Premium	UPMAC Advantage Gold \$800/520 - Premium	UPMAC Advantage Gold \$800/520 - Premium
Plan ID (Standard Component ID):	16322PA0050123	16322PA0040027	16322PA0040006	16322PA0040000	16322PA0040000	16322PA0040008	16322PA0040010	16322PA0040012	16322PA0040024	16322PA0040025	16322PA0040026	16322PA0040037	16322PA0040039	16322PA0040040	16322PA0040041	16322PA0040042	16322PA0040043	16322PA0040044	16322PA0040045	16322PA0040046
Exchange Plan?	No	No	Yes	Yes	Yes	Yes	Yes	Yes	Yes	No	Yes	No	Yes	Yes	No	Yes	Yes	Yes	No	Yes
Historical Rate Increase - Calendar Year - 2																				
Historical Rate Increase - Calendar Year - 1																				
Historical Rate Increase - Calendar Year 0																				
Effective Date of Proposed Rates	1/1/2019	1/1/2019	1/1/2019	1/1/2019	1/1/2019	1/1/2019	1/1/2019	1/1/2019	1/1/2019	1/1/2019	1/1/2019	1/1/2019	1/1/2019	1/1/2019	1/1/2019	1/1/2019	1/1/2019	1/1/2019	1/1/2019	1/1/2019
Rate Change % (lower prior filing)	0.00%	0.00%	1.77%	1.77%	-3.39%	1.48%	11.54%	10.17%	12.94%	-18.24%	29.96%	8.73%	0.00%	0.00%	0.00%	0.00%	0.00%	0.00%	0.00%	0.00%
Cum Yr Rate Change % (lower 12 mos prior)	0.00%	0.00%	1.77%	1.77%	-3.39%	1.48%	11.54%	10.17%	12.94%	-18.24%	29.96%	8.73%	0.00%	0.00%	0.00%	0.00%	0.00%	0.00%	0.00%	0.00%
Prior Yr Rate Change % (lower Eager Period)	#DIV/0!	-100.00%	74.61%	70.20%	76.45%	48.71%	53.57%	51.17%	44.34%	66.04%	46.04%	#DIV/0!	#DIV/0!	#DIV/0!	#DIV/0!	#DIV/0!	#DIV/0!	#DIV/0!	#DIV/0!	#DIV/0!
Product Rate Increase %																				

Section II: Components of Premium Increase (PMPM)

Plan ID (Standard Component ID):	16322PA0050123	16322PA0040027	16322PA0040006	16322PA0040000	16322PA0040008	16322PA0040010	16322PA0040012	16322PA0040024	16322PA0040025	16322PA0040026	16322PA0040037	16322PA0040039	16322PA0040040	16322PA0040041	16322PA0040042	16322PA0040043	16322PA0040044	16322PA0040045	16322PA0040046
Insurant	\$0.00	\$0.00	\$0.00	\$0.00	\$0.00	\$0.00	\$0.00	\$0.00	\$0.00	\$0.00	\$0.00	\$0.00	\$0.00	\$0.00	\$0.00	\$0.00	\$0.00	\$0.00	\$0.00
Outpatient	\$0.00	\$0.00	\$0.00	\$0.00	\$0.00	\$0.00	\$0.00	\$0.00	\$0.00	\$0.00	\$0.00	\$0.00	\$0.00	\$0.00	\$0.00	\$0.00	\$0.00	\$0.00	\$0.00
Professional	\$0.00	\$0.00	\$0.00	\$0.00	\$0.00	\$0.00	\$0.00	\$0.00	\$0.00	\$0.00	\$0.00	\$0.00	\$0.00	\$0.00	\$0.00	\$0.00	\$0.00	\$0.00	\$0.00
Prescription Drug	\$0.00	\$0.00	\$0.00	\$0.00	\$0.00	\$0.00	\$0.00	\$0.00	\$0.00	\$0.00	\$0.00	\$0.00	\$0.00	\$0.00	\$0.00	\$0.00	\$0.00	\$0.00	\$0.00
Other	\$0.00	\$0.00	\$0.00	\$0.00	\$0.00	\$0.00	\$0.00	\$0.00	\$0.00	\$0.00	\$0.00	\$0.00	\$0.00	\$0.00	\$0.00	\$0.00	\$0.00	\$0.00	\$0.00
Capitation	\$0.00	\$0.00	\$0.00	\$0.00	\$0.00	\$0.00	\$0.00	\$0.00	\$0.00	\$0.00	\$0.00	\$0.00	\$0.00	\$0.00	\$0.00	\$0.00	\$0.00	\$0.00	\$0.00
Administration	\$0.00	\$0.00	\$0.00	\$0.00	\$0.00	\$0.00	\$0.00	\$0.00	\$0.00	\$0.00	\$0.00	\$0.00	\$0.00	\$0.00	\$0.00	\$0.00	\$0.00	\$0.00	\$0.00
Taxes & Fees	\$0.00	\$0.00	\$0.00	\$0.00	\$0.00	\$0.00	\$0.00	\$0.00	\$0.00	\$0.00	\$0.00	\$0.00	\$0.00	\$0.00	\$0.00	\$0.00	\$0.00	\$0.00	\$0.00
Risk & Profit Charge	\$0.00	\$0.00	\$0.00	\$0.00	\$0.00	\$0.00	\$0.00	\$0.00	\$0.00	\$0.00	\$0.00	\$0.00	\$0.00	\$0.00	\$0.00	\$0.00	\$0.00	\$0.00	\$0.00
Total Rate Increase	\$0.00	\$0.00	\$0.00	\$0.00	\$0.00	\$0.00	\$0.00	\$0.00	\$0.00	\$0.00	\$0.00	\$0.00	\$0.00	\$0.00	\$0.00	\$0.00	\$0.00	\$0.00	\$0.00
Member Cost Share Increase	\$0.00	\$0.00	\$0.00	\$0.00	\$0.00	\$0.00	\$0.00	\$0.00	\$0.00	\$0.00	\$0.00	\$0.00	\$0.00	\$0.00	\$0.00	\$0.00	\$0.00	\$0.00	\$0.00
Average Current Rate PMPM	\$0.00	\$0.00	\$678.92	\$723.57	\$692.01	\$626.81	\$922.94	\$440.22	\$743.92	\$212.05	\$481.83	\$0.00	\$0.00	\$0.00	\$0.00	\$0.00	\$0.00	\$0.00	\$0.00
Projected Member Months	18,342	0	30,397	74,422	105,964	225,864	4,740	68,124	4,237	2,196	118,804	18,598	33,456	33,456	47,471	18,598	33,456	33,456	47,471

ction III: Experience Period Information

Plan ID (Standard Component ID):	16322PA0050123	16322PA0040027	16322PA0040006	16322PA0040000	16322PA0040008	16322PA0040010	16322PA0040012	16322PA0040024	16322PA0040025	16322PA0040026	16322PA0040037	16322PA0040039	16322PA0040040	16322PA0040041	16322PA0040042	16322PA0040043	16322PA0040044	16322PA0040045	16322PA0040046
Plan Adjusted Index Rate	\$0.00	\$377.65	\$390.15	\$388.74	\$382.46	\$482.62	\$810.05	\$300.45	\$388.45	\$266.32	\$0.00	\$0.00	\$0.00	\$0.00	\$0.00	\$0.00	\$0.00	\$0.00	\$0.00
Member Months	0	68,867	55,588	122,916	204,769	144,507	5,312	39,783	33,383	2,676	0	0	0	0	0	0	0	0	0
Total Premium (TP)	\$0	\$29,353,097	\$23,782,110	\$53,544,872	\$90,271,534	\$67,645,125	\$3,729,805	\$15,329,027	\$13,737,265	\$379,312	\$0	\$0	\$0	\$0	\$0	\$0	\$0	\$0	\$0
EBH Percent of TP, [see instructions]	0.00%	99.79%	99.79%	99.79%	99.79%	99.79%	99.79%	99.79%	99.79%	99.79%	0.00%	0.00%	0.00%	0.00%	0.00%	0.00%	0.00%	0.00%	0.00%
state mandated benefits portion of TP that are other than EBH	0.00%	0.00%	0.00%	0.00%	0.00%	0.00%	0.00%	0.00%	0.00%	0.00%	0.00%	0.00%	0.00%	0.00%	0.00%	0.00%	0.00%	0.00%	0.00%
Other benefits portion of TP	100.00%	0.21%	0.21%	0.21%	0.21%	0.21%	0.21%	0.21%	0.21%	0.21%	100.00%	100.00%	100.00%	100.00%	100.00%	100.00%	100.00%	100.00%	100.00%
Total Allowed Claims (TAC)	\$0	\$37,428,116	\$31,542,703	\$59,134,508	\$108,414,987	\$109,601,296	\$7,185,436	\$10,683,994	\$21,375,818	\$231,571	\$0	\$0	\$0	\$0	\$0	\$0	\$0	\$0	\$0
EBH Percent of TAC, [see instructions]	0.00%	99.79%	99.79%	99.79%	99.79%	99.79%	99.79%	99.79%	99.79%	99.79%	0.00%	0.00%	0.00%	0.00%	0.00%	0.00%	0.00%	0.00%	0.00%
state mandated benefits portion of TAC that are other than EBH	100.00%	0.00%	0.00%	0.00%	0.00%	0.00%	0.00%	0.00%	0.00%	0.00%	0.00%	0.00%	0.00%	0.00%	0.00%	0.00%	0.00%	0.00%	0.00%
Other benefits portion of TAC	100.00%	0.21%	0.21%	0.21%	0.21%	0.21%	0.21%	0.21%	0.21%	0.21%	100.00%	100.00%	100.00%	100.00%	100.00%	100.00%	100.00%	100.00%	100.00%
Allowed Claims which are not the issuer's obligation:	\$0	\$8,275,646	\$5,082,393	\$12,874,228	\$19,623,671	\$11,100,798	\$443,431	\$2,934,128	\$3,312,017	\$51,351	\$0	\$0	\$0	\$0	\$0	\$0	\$0	\$0	\$0
Portion of above payable by HHS's funds on behalf of insured person, in dollars	\$0	\$0	\$0	\$0	\$0	\$0	\$0	\$0	\$0	\$0	\$0	\$0	\$0	\$0	\$0	\$0	\$0	\$0	\$0
Portion of above payable by HHS on behalf of insured person, as %	#DIV/0!	0.00%	0.00%	0.00%	0.00%	0.00%	0.00%	0.00%	0.00%	0.00%	#DIV/0!	#DIV/0!	#DIV/0!	#DIV/0!	#DIV/0!	#DIV/0!	#DIV/0!	#DIV/0!	#DIV/0!
Total Incurred claims, payable with issuer funds	\$0	\$29,152,470	\$26,460,311	\$46,760,280	\$88,791,316	\$98,400,498	\$6,742,004	\$7,749,866	\$18,063,841	\$180,230	\$0	\$0	\$0	\$0	\$0	\$0	\$0	\$0	\$0
Net Amt of Retn	\$0.00	\$0.00	\$0.00	\$0.00	\$0.00	\$0.00	\$0.00	\$0.00	\$0.00	\$0.00	\$0.00	\$0.00	\$0.00	\$0.00	\$0.00	\$0.00	\$0.00	\$0.00	\$0.00
Risk Adjustment Transfer Amount	\$0.00	-\$1,697,125.32	-\$1,369,884.01	-\$3,029,082.95	-\$5,046,229.02	-\$3,561,163.20	-\$130,906.38	-\$980,393.17	-\$820,210.29	-\$51,159.95	\$0.00	\$0.00	\$0.00	\$0.00	\$0.00	\$0.00	\$0.00	\$0.00	\$0.00
Incurred Claims PMPM	#DIV/0!	\$423.32	\$476.01	\$380.42	\$433.62	\$680.94	\$1,269.20	\$194.80	\$542.73	\$86.81	#DIV/0!	#DIV/0!	#DIV/0!	#DIV/0!	#DIV/0!	#DIV/0!	#DIV/0!	#DIV/0!	#DIV/0!
Allowed Claims PMPM	#DIV/0!	\$543.48	\$567.44	\$481.30	\$529.45	\$757.76	\$1,352.68	\$268.56	\$642.25	\$111.55	#DIV/0!	#DIV/0!	#DIV/0!	#DIV/0!	#DIV/0!	#DIV/0!	#DIV/0!	#DIV/0!	#DIV/0!
EBH portion of Allowed Claims, PMPM	#DIV/0!	\$542.34	\$566.24	\$480.08	\$528.34	\$756.16	\$1,349.83	\$267.99	\$640.89	\$111.31	#DIV/0!	#DIV/0!	#DIV/0!	#DIV/0!	#DIV/0!	#DIV/0!	#DIV/0!	#DIV/0!	#DIV/0!

ction IV: Projected 12 months following effective date:

Plan ID (Standard Component ID):	16322PA0050123	16322PA0040027	16322PA0040006	16322PA0040000	16322PA0040008	16322PA0040010	16322PA0040012	16322PA0040024	16322PA0040025	16322PA0040026	16322PA0040037	16322PA0040039	16322PA0040040	16322PA0040041	16322PA0040042	16322PA0040043	16322PA0040044	16322PA0040045	16322PA0040046
Plan Adjusted Index Rate	\$517.28	\$0.00	\$681.26	\$661.64	\$674.84	\$717.70	\$1,257.84	\$518.33	\$569.12	\$492.00	\$555.98	\$518.33	\$674.84	\$555.98	\$729.77	\$518.33	\$674.84	\$555.98	\$729.77
Member Months	18,342		30,397	24,422	105,964	225,864	4,740	68,124	4,237	2,196	118,804	18,598	33,456	33,456	47,471	18,598	33,456	33,456	47,471
Total Premium (TP)	\$9,487,877	\$0	\$20,708,204	\$16,154,522	\$71,508,517	\$162,102,880	\$5,963,153	\$35,330,393	\$2,381,604	\$2,080,434	\$66,052,721	\$9,639,814	\$22,550,381	\$18,778,648	\$34,453,252	\$9,639,814	\$22,550,381	\$18,778,648	\$34,453,252
EBH Percent of TP, [see instructions]	99.79%	0.00%	99.79%	99.79%	99.79%	99.79%	99.79%	99.79%	99.79%	99.79%	99.79%	99.79%	99.79%	99.79%	99.79%	99.79%	99.79%	99.79%	99.79%
state mandated benefits portion of TP that are other than EBH	0.00%	0.00%	0.00%	0.00%	0.00%	0.00%	0.00%	0.00%	0.00%	0.00%	0.00%	0.00%	0.00%	0.00%	0.00%	0.00%	0.00%	0.00%	0.00%
Other benefits portion of TP	0.21%	100.00%	0.21%	0.21%	0.21%	0.21%	0.21%	0.21%	0.21%	0.21%	0.21%	0.21%	0.21%	0.21%	0.21%	0.21%	0.21%	0.21%	0.21%
Other benefits portion of TAC	\$10,809,022	\$0	\$18,566,562	\$14,517,101	\$64,729,433	\$153,466,075	\$5,737,430	\$34,749,310	\$2,347,361	\$2,146,585	\$77,566,241	\$11,997,251	\$30,410,680	\$20,410,680	\$32,250,431	\$11,997,251	\$30,410,680	\$20,410,680	\$32,250,431
EBH Percent of TAC, [see instructions]	99.79%	0.00%	99.79%	99.79%	99.79%	99.79%	99.79%	99.79%	99.79%	99.79%	99.79%	99.79%	99.79%	99.79%	99.79%	99.79%	99.79%	99.79%	99.79%
state mandated benefits portion of TAC that are other than EBH	0.00%	0.00%	0.00%	0.00%	0.00%	0.00%	0.00%	0.00%	0.00%	0.00%	0.00%	0.00%	0.00%	0.00%	0.00%	0.00%	0.00%	0.00%	0.00%
Other benefits portion of TAC	0.21%	100.00%	0.21%	0.21%	0.21%	0.21%	0.21%	0.21%	0.21%	0.21%	0.21%	0.21%	0.21%	0.21%	0.21%	0.21%	0.21%	0.21%	0.21%
Allocated claims which are not the issuer's obligation	\$2,833,626	\$0	\$4,149,308	\$3,646,324	\$14,908,365	\$10,809,377	\$363,054	\$1,174,713	\$396,034	\$505,294	\$1,708,694	\$3,896,051	\$4,701,389	\$4,668,416	\$3,863,375	\$3,896,051	\$4,701,389	\$4,668,416	\$3,863,375
Portion of above payable by HRS, if funds on behalf of insured person, in dollars	\$0	\$0	\$0	\$0	\$0	\$0	\$0	\$0	\$0	\$0	\$0	\$0	\$0	\$0	\$0	\$0	\$0	\$0	\$0
Portion of above payable by HRS on behalf of insured person, as %	\$0	\$0	0.00%	0.00%	0.00%	0.00%	0.00%	0.00%	0.00%	0.00%	0.00%	0.00%	0.00%	0.00%	0.00%	0.00%	0.00%	0.00%	0.00%
Total insured claims, payable with issue funds	\$7,973,393	\$0	\$14,647,338	\$11,770,776	\$49,815,067	\$133,650,703	\$4,809,305	\$29,677,074	\$1,991,050	\$911,391	\$55,257,486	\$8,181,006	\$15,709,800	\$15,642,473	\$28,195,103	\$8,181,006	\$15,709,800	\$15,642,473	\$28,195,103
Net Amt of Rent	\$0	\$0	\$0	\$0	\$0	\$0	\$0	\$0	\$0	\$0	\$0	\$0	\$0	\$0	\$0	\$0	\$0	\$0	\$0
Risk Adjustment Transfer Amount	-\$549,734	\$0	-\$910,998	-\$793,927	-\$1,375,741	-\$6,769,144	-\$142,308	-\$2,041,676	-\$126,383	-\$65,814	-\$3,560,556	-\$557,382	-\$1,001,478	-\$1,001,478	-\$1,422,706	-\$557,382	-\$1,001,478	-\$1,001,478	-\$1,422,706
Insured claims PMPM	\$434.82	#DIV/0!	\$474.30	\$450.80	\$470.11	\$509.73	\$1,014.62	\$435.63	\$469.92	\$415.02	\$485.11	\$435.63	\$470.11	\$485.11	\$539.05	\$435.63	\$470.11	\$485.11	\$539.05
EBH portion of Insured claims, PMPM	\$589.30	\$0.00	\$650.44	\$630.44	\$643.81	\$683.81	\$1,445.14	\$589.30	\$640.14	\$540.00	\$659.38	\$589.30	\$640.14	\$659.38	\$720.62	\$589.30	\$640.14	\$659.38	\$720.62
EBH portion of Allowed claims, PMPM	\$589.30	\$0.00	\$650.44	\$630.44	\$643.81	\$683.81	\$1,445.14	\$589.30	\$640.14	\$540.00	\$659.38	\$589.30	\$640.14	\$659.38	\$720.62	\$589.30	\$640.14	\$659.38	\$720.62

RFJ Part II – Consumer Friendly Justification

Individual Exchange EPO/PPO Rate Filing

The rate change for UPMC Health Options Individual plans is 2.03% for 2019. Additional premium is needed to account for the higher cost and utilization of medical services each year. The requested rate change listed above also accounts for uncertainty in the market in 2019 due to the repeal of the Individual Mandate as well as the larger estimated Risk Adjustment payable relative to the prior rate filing for this company.

Scope and Range of the Rate Increase

The number of individuals affected by this rate increase is 142,829. The proposed rate increase varies by plan due to various changes made to meet AV requirements on a plan-by-plan basis. The range of the proposed rate change is -25.66% to 21.39%.

Financial Experience of the Product

Premiums	\$	580,601,114
Claims	\$	546,197,029
Administrative expenses	\$	60,034,164
Taxes & fees	\$	338,570
Company made (after taxes)	\$	(25,968,650)

Changes in Medical Service Costs

Cost and utilization increases are expected to increase by approximately 7.21% for 2019.

Changes in Benefits

No changes in benefits contributed significantly to the increase.

Administrative Costs and Anticipated Profits

No major changes in administrative costs are anticipated. A profit margin of 2% is anticipated for 2019.

RFJ Part III: Actuarial Memorandum - Redacted

General Information

The purpose of this actuarial memorandum is to provide certain information related to a rate submission for the company identified below. The relevant index rate is developed in accordance with federal regulations, and plan specific premiums are generated using the allowable modifiers in accordance with the single risk pool rule.

The following section provides information related to the identification of the company that is submitting this rate filing. Much of this information is also displayed in Table 0 of the PA Actuarial Memorandum Exhibits.

Company Identifying Information:

Company Legal Name: UPMC Health Options, Inc.

NAIC #: 15345

State: PA

HIOS Issuer ID: 16322

Market: Individual

Exchange: On and Off Exchange

Products: PPO, EPO

Effective Date: 1/1/2019

Company Contact Information:

[This information redacted for publication.]

Filing Information:

Rate Filing SERFF Tracking #: UPMC-131495924

Form Filing SERFF Tracking #: UPMC-131490414, UPMC-131490419, UPMC-131490510, UPMC-131490516,
UPMC-131490527, UPMC-131490549, UPMC-131490571, UPMC-131490560

Binder SERFF Tracking #: UPMC-PA19-125079557

Rate History:

Historical and proposed rate changes vary by plan based on differences in network-level adjustment factors and differences in pricing AV factors between plans. The values listed below and overall proposed rate change for 2019 are weighted averages of the increase for each plan based on projected enrollment. Please see Table 10 of the PA Actuarial Memorandum Exhibits for a breakdown of plan-by-plan rate increases.

SERFF Tracking #	Year	Rate Change
UPMC-129389350	2014	0.0%
UPMC-129640677	2015	0.0%
UPMC-130071357	2016	9.7%
UPMC-130536844	2017	26.5%
UPMC-131034732	2018	41.2%

Proposed Rate Increase(s)

Reasons for Rate Increase(s):

The proposed rate increase for 2019 is 2.0%. The major reasons for the increase include the following:

- Increasing cost and utilization trends
- Uncertainty in the market due to the repeal of the Individual Mandate
- Large increase in estimated risk adjustment transfer payment relative to the prior filing

Market Experience

Experience Period Premium and Claims

Paid Through Date:

The reported claims during the experience period have a paid through date of March 2018.

Premiums (net of MLR Rebate) in Experience Period:

Section I, worksheet 1 of the URRT contains calendar year 2017 premium for all non-grandfathered policies in the single risk pool for the captioned company and market. No adjustments were made for MLR rebates as we do not anticipate owing them. HHS cost-sharing is not included in the premium data. Please note that the earned premium is also listed in Table 2 of the PA Actuarial Memorandum Exhibits.

Allowed and Incurred Claims Incurred During the Experience Period:

Section I, worksheet 1 of the URRT contains calendar year 2017 claims experience for all non-grandfathered policies in the single risk pool for the captioned company and market, paid through March 2018. Allowed medical claims and pediatric vision claims are pulled directly from our data warehouse. Pediatric dental claims are administered and paid by Dominion Dental. We receive a separate report from Dominion with the claim detail. We used the standard Development/Completion Factor Method to calculate IBNR. Factors were calculated using our entire block of ACA-related Individual business and no unexpected factors were observed. Because three months run-out is available the impact of IBNR is minimal.

Month	Completion Factor
1/1/2017	0.9973
2/1/2017	0.9973
3/1/2017	0.9972
4/1/2017	0.9976
5/1/2017	0.9971
6/1/2017	0.9956
7/1/2017	0.9935
8/1/2017	0.9908
9/1/2017	0.9871
10/1/2017	0.9830
11/1/2017	0.9768
12/1/2017	0.9627

Benefit Categories

Medical claims are split into nine categories in our data warehouse. They are mapped into the categories in the URRT as follows:

UPMC Benefit Category	URRT Benefit Category
Inpatient	Inpatient Hospital
Catastrophic	Inpatient Hospital
Outpatient	Outpatient Hospital
Behavioral	Outpatient Hospital
PCP	Professional
Specialist	Professional
Diagnostic	Other Medical
ER	Other Medical
Other	Other Medical
Pediatric Dental	Other Medical
Pediatric Vision	Other Medical

Drug claims are on separate tables and directly mapped into the Prescription Drugs category. The Other Medical category uses visits as units for utilization calculations.

Projection Factors

Changes in the Morbidity of the Population Insured:

Due to current uncertainty surrounding the market in 2019 due to the repeal of the Individual Mandate, it has been required by the Pennsylvania Insurance Department that an assumption for increased morbidity of the single risk pool be implemented for the projection period. A 6% increase in morbidity has been applied in the filing to account for this. No other morbidity adjustments have been applied to the index rate.

Changes in Benefits:

No changes were made to the PA EHB Benchmark plan for 2019, so no adjustments were necessary.

Changes in Demographics:

The average age for our 2017 experience period Individual risk pool was 43.5 with an average premium factor of 1.81. This is comparable to our 2018 experience so far with age 44.2 and premium factor 1.84. Due to the stability of the population, no demographic adjustment has been made to the rates. This change in factors is small enough that the insured population is considered to be stable, and no additional adjustment for demographics is deemed necessary. In addition to this, no adjustment is applied to account for the regulation that prohibits charging for more than three children per family since this would have minimal cost impact.

Other Adjustments:

An adjustment factor of 1.090 to account for changes in network costs is then applied to get from the single risk pool population to the plan offerings of this specific segment. This factor is the product of the geographic calibration factor calculated in Exhibit 6 of the Supporting Exhibits and an additional factor (1.019), which accounts for increases in the provider fee schedules that have been implemented between the experience and

projection periods. The provider networks included in this filing have undergone significant expansion since the experience period. This particular factor was applied to account for this expansion. UPMC's Premium Network provided coverage in rating areas 1, 2, 4, 5, and 6 during the experience period, but has since expanded to include rating area 3, 7, and 9, as well as additional counties in rating area 6 located near the eastern border of Pennsylvania. The Partner Network originally offered coverage in rating areas 1, 4, and 5, but has also expanded to include some counties in rating area 3. Projected costs are expected to increase due to this expansion. A factor to account for this projected increase was developed using the proposed rating area factors and projected enrollment in each rating area for 2019 as shown in Exhibit 6 of the Supporting Exhibits. This factor has been applied to each benefit category in the Other adjustment column in section II, worksheet 1 of the URRT.

Trend Factors (cost/utilization):

The overall annual trend used in rate development is 7.21%. Historical allowed claims for our entire block of commercial business were used to develop year over year trend factors for use in the projected rates. The large enrollment count and consistent makeup of this population make it appropriate for use in trend development for this filing. Service categories were defined to be consistent with the URRT instructions. Please see Tables 3 and 3b of the PA Actuarial Memorandum Exhibits for trend development calculations. Please note that the minor changes made to benefit designs in order to keep plan actuarial values within the allowed ranges were not significant enough to warrant an adjustment for induced demand with regard to trend, so the induced demand column has been populated with zeroes in Tables 3 and 3b. Please see Exhibit 10 of the Supporting Exhibits for trend development.

Credibility Manual Rate Development

Source and Appropriateness of Manual Rate Used:

The manual rate was not used as the experience period provided 1,643,818 member months of data, which was deemed fully credible.

Adjustments Made to the Data:

No adjustments were necessary since the rate manual was not used for this filing.

Inclusion of Capitation Payments:

No benefits are projected to be paid for via capitation.

Credibility of Experience

Based on the large member month count of the experience period data, we believe the experience period data is credible enough to use 100%.

Paid to Allowed Ratio

The Paid to Allowed Average Factor was calculated by taking the weighted average of the company-determined Actuarial Values for all plans using projected membership.

Risk Adjustment and Reinsurance

Experience Period Risk Adjustment and Reinsurance Adjustments PMPM:

Experience period Risk Adjustment was estimated to be a payment of \$40,295,766 per suggestion from the Pennsylvania Insurance Department based on data accrued through April 2018, which translates to a PMPM of \$24.51. Based on this estimate and past experience, we believe this value is a reasonable estimate until the actual values are released later this year. No data for the Transitional Reinsurance Program under PPACA has been included as this program expired at the end of 2016.

Projected Risk Adjustments PMPM:

Projection period Risk Adjustment PMPM has been estimated to be a payment of \$29.97, which is displayed in section III, worksheet 1 of the URRT and Table 5. Please see Exhibit 1 of the Supporting Exhibits for the derivation of the risk adjustment PMPM amounts for both the experience and projection period. This value was calculated using the data discussed in the Estimated Risk Adjustment section above. \$1.80 PMPY has been subtracted as a projected amount for the Risk Adjustment Administration Fee since this was the value published by HHS. The net amount after accounting for the fee is subtracted from the Index Rate of the Projection Period as part of the calculation of the Market Adjusted Index Rate. For the URRT and Table 5 of the PA Actuarial Memorandum Rate Exhibits, it was entered as a positive number because the calculation subtracts this value. For the URRT and Table 5 of the PA Actuarial Memorandum Rate Exhibits, it was entered as a negative number because the calculation subtracts this value. The effect is an increase in premium as additional revenue will be required to cover the anticipated payment.

Projected ACA Reinsurance Recoveries Net of Reinsurance Premium:

The Transitional Reinsurance Program under PPACA expired at the end of 2016 so no projections were included for 2019.

Non-Benefit Expenses and Profit & Risk

Administrative Expense Load:

Administrative costs of 11.44% of premium have been displayed in Table 6 and the URRT. These expenses are taken from our 2017 Supplemental Health Care Exhibit (SHCE). They are broken out by lines of business and market segments matching this filing and thus are appropriate for use. Differences between the SHCE and section I, worksheet 1 of the URRT stem from the fact that the SHCE include restatements of estimates from the prior year, while the URRT only contains actual experience from 2017 (experience period). The data for Individual Health Options in Part 1 of the SHCE is all ACA-related.

Please note that the portion of required revenue accounting for Quality Improvement (QI) Initiatives has increased from a projection of 0.38% in 2018 to a projection of 2.58% in 2019 due to observed increases in QI costs in the Individual market. Following extensive preliminary QI evaluation activity in prior non-profitable years, during which financial resource allocation to advance additional QI programming in this product was necessarily limited, UPMCHP has now fully implemented an ongoing QI program with network providers. Given increased understanding and orientation toward both QI targets and clinical needs of the ACA population, we anticipate robust performance among our participating providers in this regard, resulting in a commensurate material increase to overall QI program expenditures in 2019.

[This information redacted for publication.]

Profit & Risk Margin:

The projected profit margin for this company will increase from 0% in 2018 to 2% in 2019. This value is listed in both Table 6 and the URRT. The same level of profit margin is expected for each plan included in this filing.

Taxes and Fees:

Taxes and Fees decreased from 3.43% in 2018 to 0.42% in 2019 to account for the expiration of the PCORI Fee as well as the moratorium on the Health Insurance Tax for 2019. Please note that the Risk Adjustment Administration Fee was not included in the Taxes and Fees field. As noted above in the Market-Adjusted Index Rate section, Marketplace user fees are applied as an adjustment to the Index Rate at the market level. Because of this, the Taxes and Fees value listed in Table 6 will not match the corresponding field in the URRT since the federal instructions specify that Marketplace user fees should be included in this field in the URRT. Adding the diluted Marketplace user fee of 2.2% to the value in Table 6 reconciles this value to the one included in the URRT.

Projected Loss Ratio

The projected period loss ratio, using the federally-prescribed MLR methodology without the credibility adjustment, is 87.9%, as shown in Exhibit 11 of the Supporting Exhibits.

Application of Market Reform Rating Rules

Single Risk Pool

The single risk pool consists of members enrolled in ACA-compliant policies offered under the captioned market. Transitional policies are not currently offered in the Individual market under this company.

Index Rate

For this filing, the Index Rate of the Experience Period is calculated from the captioned company's fully-credible experience period EHB claims data for the single risk pool, which is demonstrated in Table 2 of the PA Actuarial Memorandum Exhibits. The Index Rate of the Projection Period is then calculated in Table 5 by first applying two years of 7.21% annual trend to the Index Rate of Experience Period. The adjustments described in the Projection Factors section above were then applied to the trended manual rate to generate the Index Rate of the Projection Period. Claims for routine foot care and acupuncture were not included in the calculation of the index rates despite being covered during the experience period since they are classified as non-EHBs.

Market Adjusted Index Rate

The Projected Index Rate is adjusted by adding estimates for Risk Adjustment and Marketplace Fees (with impacts and costs spread across the whole risk pool) to obtain the projected Market Adjusted Index Rate. Derivation of the PMPM values used for the Risk Adjustment and Marketplace Fees adjustments are described above in the Projected Risk Adjustments PMPM and Taxes and Fees sections, respectively. Since the Market Adjusted Index Rate is calculated on an allowed claims basis, the projected paid Risk Adjustment and Marketplace Fees were divided by the projected paid-to-allowed ratio when performing market-level adjustments.

Plan Adjusted Index Rates

Table 10 of the PA Actuarial Memorandum Exhibits has been populated as described in federal and state guidance to develop 2019 Plan Adjusted Index Rates. The allowable modifiers that make up the AV Pricing Values are described below. Please see Exhibit 8 of the Supporting Exhibits for a demonstration that plan premiums are in proportion to the AV Pricing Values. The AV Pricing Values for each metal level are similar for 2019.

Plan Actuarial Value:

The AV for each plan was determined by the issuer's own pricing model based on experience from UPMC's fully-insured commercial block of business.

Benefit Richness (induced demand)

Please see Exhibit 3a in the Supporting Exhibits for the induced utilization exhibit. Please note that the average tobacco factor was set to 1.0 in Exhibit 3a since the tobacco surcharge adjustment was removed from Table 10 for 2019, which means that this factor should not be included in the induced utilization development. The benefit richness adjustment was used to keep relativities between plans similar to what they were in the previous year and account for differences in induced demand between plans with different metal levels. This will minimize rate increase variations by plan and consumer confusion that could result. In addition, current loss ratios exhibit significant variation between metal levels, which suggests a wider variation is necessary than what is indicated in the company-determined Pricing AV.

Benefits in addition to EHBs

Benefits that will be offered outside EHB include routine foot care and acupuncture. The projected allowed claims for these benefits is \$1.25 PMPM. The adjustment factor of 1.002 included in Table 10 has been derived by adding the aforementioned PMPM to the projected index rate for 2019 and dividing this total by the same index rate, causing the adjustment to be applied uniformly to all plans. This load has not changed from the prior filing.

Provider Network

Network factors for 2019 were calculated to reflect cost differentials between networks and to ensure normalization using projected membership, as demonstrated in Exhibit 4 of the Supporting Exhibits. The current and proposed network factors are also shown in Table 14 of the PA Actuarial Memorandum Exhibits. An additional decrease was implemented in the Tower Network factor. UPMC has a closer relationship with providers in this particular network as opposed to those in the broader Premium Network. The decrease in the Tower Network factor accounts for anticipated improvements in utilization management that result from this close relationship with providers.

Catastrophic Eligibility

No adjustments were made for catastrophic plans. Current enrollment is minimal and not credible.

Non-Funding of CSR Adjustment

To account for the elimination of funding for cost-share reduction subsidies, the Pennsylvania Insurance Department allowed the rates for all silver plans offered both on and off the Federal Marketplace be increased by a factor of 1.20 in Table 10 of the Actuarial Memorandum Rate Exhibits. Additional off-exchange only silver plans have been included for 2019 to minimize disruption to non-subsidized members enrolled in silver plans.

Calibration

Age Curve Calibration:

The average age factor was calculated using our projected Individual market population with the prescribed HHS Age Factors for 2019. We pulled them in summary alongside network and area data in order to back out age factor differences when determining network/area factors. It was assumed this represents the age distribution of the entire single risk-pool. The number of members under each age bracket was multiplied by the corresponding HHS Age Factor. These were then summed and divided by the total number of members to obtain the average age factor. The average age factor is 1.84 and average age was 43.5 during the experience period. Please see Exhibit 5 in the Supporting Exhibits for the calculation of this factor.

Geographic Factor Calibration:

The geographic rating areas used within this filing are the same as those defined by the state. We believe the differences in cost between network factors are the driving force behind current cost differentials at the plan level in western Pennsylvania, where this company has offered coverage for many years. Therefore, we decided to vary our network factors and keep all rating area factors for rating areas 1, 2, 4, and 5 identical in 2018 and they will remain this way for 2019. In prior years, the only county in rating area 6 that this company has offered coverage is Centre county. However, in 2019, coverage will be expanding to additional counties in this rating area located in the far eastern regions of Pennsylvania. Since it is likely that these counties will exhibit notably different cost characteristics than Centre county alone, the factor for rating area 6 has been changed from 1.0 in 2018 to 1.343 in 2019. The new factor was developed using provider fee schedules from the eastern counties as opposed to historical claims. This same methodology was used to calculate the factors for rating areas 3, 7, and 9, implying that the proposed factors are based solely on cost differences by region due to differences in provider reimbursement and geographic variation in the delivery of medical services, and excluding differences in morbidity. The factors for rating areas 3 and 7 are the same as those implemented in 2018, while 2019 will be this company's first year offering coverage to members in rating area 9. The calibration factor of 1.070 was calculated as the weighted average of the geographical factors using projected enrollment for the single risk pool, as shown in Exhibit 6 of the Supporting Exhibits.

Tobacco Use Rating Factor Calibration:

The average tobacco factor was calculated using projected membership. The member-weighted average of a 2.5% load applied for enrollees who qualify as tobacco users combined with a 0% load for non-tobacco users yields an average tobacco factor of 1.002. The derivation of this factor is shown below.

Tobacco Status	Feb 2018 Members	Split	Tobacco Factor	Calibration Factor
Non-User	130,935	91.7%	1.000	0.917
User	11,897	8.3%	1.025	0.085
Total	142,832	100.0%		1.002

Consumer Adjusted Premium Rate Development

The Plan Adjusted Index Rates are divided by the age calibration factor then multiplied by the specific age, geographic, and tobacco factors shown in Tables 12, 13, and 14 of the PA Actuarial Memorandum Exhibits, respectively, to develop the Consumer Adjusted Premium Rates. Please see Exhibit 7 of the Supporting Exhibits for historical Consumer Adjusted Premium Rate changes for this company and market for a 21-year-old non-tobacco user.

Plan Product Info

AV Metal Values

Metal values were determined using the final 2019 HHS AV Calculator.

AV Pricing Values

Table 10 of the PA Actuarial Memorandum Exhibits has been populated as described in federal and state guidance to develop 2019 Plan Adjusted Index Rates. The allowable modifiers that make up the AV Pricing Values are described in the "Plan Adjusted Index Rates" section above. The AV Pricing Values displayed in the URRT are the ratio of the Plan Adjusted Index Rates to the Market Adjusted Index Rate. Please see Exhibit 8 of the Supporting Exhibits for a demonstration that plan premiums are in proportion to the AV Pricing Values. The AV Pricing Values for each metal level are similar for 2019.

Membership Projections

Membership projections were developed based on our anticipated competitive positioning in the market combined with our current enrollment distribution by plan. The portion of membership enrolled in cost-share reduction variants was assumed to remain the same for 2019. Please see Exhibit 9 of the Supporting Exhibits for various enrollment projections by plan.

Terminated Plans and Products

Please see Exhibit 12 of the Supporting Exhibits for a mapping of all terminated SCIDs to a 2019 plan.

Warning Alerts

Cell A83 on worksheet 2 of the URRT displays warning alert. This occurs because the total projected premium calculated on worksheet 1 is done at the market level, while the value calculated on worksheet 2 is done at the plan level. The plan-level calculation includes adjustments to the projected premium for factors such as the CSR Defunding Adjustment, non-EHB benefits, provider network, and induced demand, while the market-level calculation does not include these adjustments.

Effective Rate Review Information

The Pennsylvania Insurance Department is responsible for conducting effective rate review for all submitted rates.

List of Supporting Exhibits

Supporting exhibits have been included with the rate filing to assist with the review process. Below is a list summarizing the contents of each exhibit.

- Exhibit 1: Development of Risk Adjustment PMPM for Experience and Projection Periods
- Exhibit 2: Derivation of Broker Fee
- Exhibit 3a: Induced Utilization Derivation
- Exhibit 3b: Induced Utilization Normalization
- Exhibit 4: Development of Network Factors
- Exhibit 5: Derivation of Age Calibration Factor
- Exhibit 6: Derivation of Geographical Calibration Factor
- Exhibit 7: Historical Changes in Consumer Adjusted Premium Rate for Age 21, Non-tobacco User
- Exhibit 8: Proportion of Plan Adjusted Index Rates and AV Pricing Values
- Exhibit 9a: Development of Projected Enrollment by Network and Metal Level
- Exhibit 9b: Development of Projected Enrollment by Plan and Subsidy Level
- Exhibit 9c: Projected Enrollment by Rating Area
- Exhibit 10: Derivation of Annual Trend
- Exhibit 11: Derivation of Projection Period MLR
- Exhibit 12: Terminated Plan Mapping

Actuarial Certification

I, [REDACTED] am a Member of the American Academy of Actuaries. I am currently a Manager in the Actuarial Services department for UPMC Health Plan. I certify that:

- All factor, benefit and other changes from the prior approved filing have been disclosed in this actuarial memorandum.
- New plans cannot be considered modifications of existing plans under the uniform modification standards in 45 CFR 147.106.
- The information presented in the PA Actuarial Memorandum and PA Actuarial Memorandum Rate Exhibits is consistent with the information presented in the 2019 Rate Filing Justification.
- The projected Index Rate is:
 - a. In compliance with all applicable state and Federal statutes and regulations (45 CFR 156.80 and 147.102)
 - b. Developed in compliance with the applicable Actuarial Standards of Practice
 - c. Reasonable in relation to the benefits provided and the population anticipated to be covered
 - d. Neither excessive nor deficient
- The Index Rate and only the allowable modifiers as described in 45 CFR 156.80(d)(1) and 156.80(d)(2) were used to generate plan level rates.
- The percent of total premium that represents EHB included in Worksheet 2, Sections III and IV, was calculated in accordance with actuarial standards of practice.
- The geographic rating factors reflect only differences in the costs of delivery and do not include differences for population morbidity by geographic area.
- The AV Calculator was used to determine the AV Metal Values shown in Worksheet 2 of the Part I URRT for all plans except those specified in the certification.

8/7/2018

Date

Appendix I

<u>SCID</u>	<u>Company</u>	<u>Market</u>	<u>Metal</u>	<u>Summary of Changes from 2018</u>
16322PA0050035	UPMC Health Options	IND	Platinum	No changes made
16322PA0050107	UPMC Health Options	IND	Platinum	No changes made
16322PA0040012	UPMC Health Options	IND	Platinum	No changes made
16322PA0050033	UPMC Health Options	IND	Gold	Increased Generic copay from \$10 to \$25; Increased Preferred Brand copay from \$45 to \$50; Increased
16322PA0050106	UPMC Health Options	IND	Gold	Increased Generic copay from \$10 to \$25; Increased Preferred Brand copay from \$45 to \$50; Increased
16322PA0040010	UPMC Health Options	IND	Gold	Increased Generic copay from \$10 to \$25; Increased Preferred Brand copay from \$45 to \$50; Increased
16322PA0050118	UPMC Health Options	IND	Tower Gold \$800	Increased Generic copay from \$10 to \$25; Increased Preferred Brand copay from \$45 to \$50; Increased
16322PA0050031	UPMC Health Options	IND	Silver \$3,500 CSR 94	Increased deductible from \$150 to \$175; Increased MOOP from \$1,000 to \$1,250
16322PA0050031	UPMC Health Options	IND	Silver \$3,500 CSR 87	Increased deductible from \$1,250 to \$1,450; Increased MOOP from \$2,450 to \$2,600; Increased PCP copay from
16322PA0050031	UPMC Health Options	IND	Silver \$3,500 CSR 73	Increased Rx Deductible from \$150 to \$250; Overall coinsurance decreased from 100% to 90%; MOOP increased
16322PA0050031	UPMC Health Options	IND	Silver \$3,500	Increased Rx Deductible from \$150 to \$250; Overall coinsurance decreased from 100% to 90%; MOOP increased
16322PA0050104	UPMC Health Options	IND	Silver \$3,500 94 CSR	Increased deductible from \$150 to \$175; Increased MOOP from \$1,000 to \$1,250
16322PA0050104	UPMC Health Options	IND	Silver \$3,500 CSR 87	Increased deductible from \$1,250 to \$1,450; Increased MOOP from \$2,450 to \$2,600; Increased PCP copay from

16322PA0050104	UPMC Health Options	IND	Silver \$3,500 CSR 73	Increased Rx Deductible from \$150 to \$250; Overall coinsurance decreased from 100% to 90%; MOOP increased
16322PA0050104	UPMC Health Options	IND	Silver \$3,500	Increased Rx Deductible from \$150 to \$250; Overall coinsurance decreased from 100% to 90%; MOOP increased
16322PA0040008	UPMC Health Options	IND	Silver \$3,500 94 CSR	Increased deductible from \$150 to \$175; Increased MOOP from \$1,000 to \$1,250
16322PA0040008	UPMC Health Options	IND	Silver \$3,500 CSR 87	Increased deductible from \$1,250 to \$1,450; Increased MOOP from \$2,450 to \$2,600; Increased PCP copay from
16322PA0040008	UPMC Health Options	IND	Silver \$3,500 CSR 73	Increased Rx Deductible from \$150 to \$250; Overall coinsurance decreased from 100% to 90%; MOOP increased
16322PA0040008	UPMC Health Options	IND	Silver \$3,500	Increased Rx Deductible from \$150 to \$250; Overall coinsurance decreased from 100% to 90%; MOOP increased
16322PA0050117	UPMC Health Options	IND	Tower Silver \$3,500 94 CSR	Increased deductible from \$150 to \$175; Increased MOOP from \$1,000 to \$1,250
16322PA0050117	UPMC Health Options	IND	Tower Silver \$3,500 87 CSR	Increased deductible from \$1,250 to \$1,450; Increased MOOP from \$2,450 to \$2,600; Increased PCP copay from
16322PA0050117	UPMC Health Options	IND	Tower Silver \$3,500 73 CSR	Increased Rx Deductible from \$150 to \$250; Overall coinsurance decreased from 100% to 90%; MOOP increased
16322PA0050117	UPMC Health Options	IND	Tower Silver \$3,500	Increased Rx Deductible from \$150 to \$250; Overall coinsurance decreased from 100% to 90%; MOOP increased
16322PA0050030	UPMC Health Options	IND	Silver \$1,750 CSR 94	No changes made
16322PA0050030	UPMC Health Options	IND	Silver \$1,750 CSR 87	Increased deductible from \$600 to \$700; Increased MOOP from \$2,450 to \$2,600
16322PA0050030	UPMC Health Options	IND	Silver \$1,750 CSR 73	Deductible decreased from \$1,425 to \$1,400; RX deductible increased from \$200 to \$250; MOOP increased from
16322PA0050030	UPMC Health Options	IND	Silver \$1,750	Deductible decreased from \$1,425 to \$1,400; RX deductible increased from \$200 to \$250; MOOP increased from
16322PA0050103	UPMC Health Options	IND	Silver \$1,750 CSR 94	No changes made

16322PA0050103	UPMC Health Options	IND	Silver \$1,750 CSR 87	Increased deductible from \$600 to \$700; Increased MOOP from \$2,450 to \$2,600
16322PA0050103	UPMC Health Options	IND	Silver \$1,750 CSR 73	Deductible decreased from \$1,425 to \$1,400; RX deductible increased from \$200 to \$250; MOOP increased from
16322PA0050103	UPMC Health Options	IND	Silver \$1,750	Deductible decreased from \$1,425 to \$1,400; RX deductible increased from \$200 to \$250; MOOP increased from
16322PA0040007	UPMC Health Options	IND	Silver \$1,750 CSR 94	No changes made
16322PA0040007	UPMC Health Options	IND	Silver \$1,750 CSR 87	Increased deductible from \$600 to \$700; Increased MOOP from \$2,450 to \$2,600
16322PA0040007	UPMC Health Options	IND	Silver \$1,750 CSR 73	Deductible decreased from \$1,425 to \$1,400; RX deductible increased from \$200 to \$250; MOOP increased from
16322PA0040007	UPMC Health Options	IND	Silver \$1,750	Deductible decreased from \$1,425 to \$1,400; RX deductible increased from \$200 to \$250; MOOP increased from
16322PA0050105	UPMC Health Options	IND	Silver HSA (Off Marketplace Only)	Increased MOOP from \$4,300 to \$5,000; Changed PCP from subject to Deductible + Coinsurance to just
16322PA0050108	UPMC Health Options	IND	Silver HSA (Off Marketplace Only)	Increased MOOP from \$4,300 to \$5,000; Changed PCP from subject to Deductible + Coinsurance to just
16322PA0040025	UPMC Health Options	IND	Silver HSA (Off Marketplace Only)	Increased MOOP from \$4,300 to \$5,000; Changed PCP from subject to Deductible + Coinsurance to just
16322PA0050029	UPMC Health Options	IND	Silver \$0 CSR 94	No changes made
16322PA0050029	UPMC Health Options	IND	Silver \$0 CSR 87	Increased MOOP from \$2,450 to \$2,600
16322PA0050029	UPMC Health Options	IND	Silver \$0 CSR 73	Increased Rx deductible from \$75 to \$250; Increased MOOP from \$5,850 to \$6,300; Inpatient hospital services and
16322PA0050029	UPMC Health Options	IND	Silver \$0	Increased Rx deductible from \$75 to \$250; Increased MOOP from \$5,850 to \$6,300; Inpatient hospital services and
16322PA0050102	UPMC Health Options	IND	Silver \$0 CSR 94	No changes made

16322PA0050102	UPMC Health Options	IND	Silver \$0 CSR 87	Increased MOOP from \$2,450 to \$2,600
16322PA0050102	UPMC Health Options	IND	Silver \$0 CSR 73	Increased Rx deductible from \$75 to \$250; Increased MOOP from \$5,850 to \$6,300; Inpatient hospital services and
16322PA0050102	UPMC Health Options	IND	Silver \$0	Increased Rx deductible from \$75 to \$250; Increased MOOP from \$5,850 to \$6,300; Inpatient hospital services and
16322PA0040006	UPMC Health Options	IND	Silver \$0 CSR 94	No changes made
16322PA0040006	UPMC Health Options	IND	Silver \$0 CSR 87	Increased MOOP from \$2,450 to \$2,600
16322PA0040006	UPMC Health Options	IND	Silver \$0 CSR 73	Increased Rx deductible from \$75 to \$250; Increased MOOP from \$5,850 to \$6,300; Inpatient hospital services and
16322PA0040006	UPMC Health Options	IND	Silver \$0	Increased Rx deductible from \$75 to \$250; Increased MOOP from \$5,850 to \$6,300; Inpatient hospital services and
16322PA0050120	UPMC Health Options	IND	Silver \$2,000 (Off-marketplace only)	Deductible increased from \$1,800 to \$2,000; Rx Deductible increased from \$200 to \$250; MOOP increased from
16322PA0050121	UPMC Health Options	IND	Silver \$2,000 (Off-marketplace only)	Deductible increased from \$1,800 to \$2,000; Rx Deductible increased from \$200 to \$250; MOOP increased from
16322PA0040037	UPMC Health Options	IND	Silver \$2,000 (Off-marketplace only)	Deductible increased from \$1,800 to \$2,000; Rx Deductible increased from \$200 to \$250; MOOP increased from
16322PA0050100	UPMC Health Options	IND	Bronze \$6,950	Increased MOOP from \$7,350 to \$7,900
16322PA0050101	UPMC Health Options	IND	Bronze \$6,950	Increased MOOP from \$7,350 to \$7,900
16322PA0040024	UPMC Health Options	IND	Bronze \$6,950	Increased MOOP from \$7,350 to \$7,900
16322PA0050119	UPMC Health Options	IND	Tower Bronze \$6,950	Increased MOOP from \$7,350 to \$7,900
16322PA0050111	UPMC Health Options	IND	Catastrophic	Increased both deductible and MOOP from \$7,350 to \$7,900

16322PA0050112	UPMC Health Options	IND	Catastrophic	Increased both deductible and MOOP from \$7,350 to \$7,900
16322PA0040026	UPMC Health Options	IND	Catastrophic	Increased both deductible and MOOP from \$7,350 to \$7,900
16322PA0040046	UPMC Health Options	IND	Tower Gold \$800	New PPO plan offering for JV counties
16322PA0040042	UPMC Health Options	IND	Gold \$800	New plan offering for Eastern counties
16322PA0040044	UPMC Health Options	IND	Tower Silver \$3,500	New PPO plan offering for JV counties
16322PA0040040	UPMC Health Options	IND	Silver \$3,500	New plan offering for Eastern counties
16322PA0040045	UPMC Health Options	IND	Tower Silver \$2,000	New PPO plan offering for JV counties
16322PA0040041	UPMC Health Options	IND	Silver \$2,000	New plan offering for Eastern counties
16322PA0040043	UPMC Health Options	IND	Tower Bronze \$6,950	New PPO plan offering for JV counties
16322PA0040039	UPMC Health Options	IND	Bronze \$6,950	New plan offering for Eastern counties
16322PA0050115	UPMC Health Options	IND	Gold \$1,400/\$20	No longer will be offered
16322PA0050116	UPMC Health Options	IND	Gold \$1,400/\$20	No longer will be offered
16322PA0040028	UPMC Health Options	IND	Gold \$1,400/\$20	No longer will be offered
16322PA0050113	UPMC Health Options	IND	Silver \$3,500/\$30	No longer will be offered
16322PA0050114	UPMC Health Options	IND	Silver \$3,500/\$30	No longer will be offered

16322PA0040027	UPMC Health Options	IND	Silver \$3,500/\$30	No longer will be offered
16322PA0040029	UPMC Health Options	IND	UPMC Advantage Inside Advantage for Individuals Bronze \$6,950/\$35 - Premium Network	No longer will be offered
16322PA0040030	UPMC Health Options	IND	UPMC Advantage Inside Advantage for Individuals Silver HSA \$2,700/20% - Premium Network	No longer will be offered
16322PA0040031	UPMC Health Options	IND	UPMC Advantage Inside Advantage for Individuals Silver \$1,750/\$50 - Premium Network	No longer will be offered
16322PA0040032	UPMC Health Options	IND	UPMC Advantage Inside Advantage for Individuals Silver \$3,500/\$25 - Premium Network	No longer will be offered
16322PA0040033	UPMC Health Options	IND	UPMC Advantage Inside Advantage for Individuals Silver \$0/\$50 - Premium Network	No longer will be offered
16322PA0040034	UPMC Health Options	IND	UPMC Advantage Inside Advantage for Individuals Gold \$800/\$20 - Premium Network	No longer will be offered
16322PA0040035	UPMC Health Options	IND	UPMC Advantage Inside Advantage for Individuals Platinum \$250/\$20 - Premium Network	No longer will be offered
16322PA0040038	UPMC Health Options	IND	UPMC Advantage Inside Advantage for Individuals Silver \$1,800/\$50 - Premium Network	No longer will be offered

16322PA0050122	UPMC Health Options	IND	Tower UPMC Advantage Silver \$3,550/\$25 - Tower Network	No longer will be offered
16322PA0040036	UPMC Health Options	IND	UPMC Advantage Catastrophic \$7,900/\$0 – Premium Network	No longer will be offered

2019 Rates Table Template v8.1

All fields with an asterisk (*) are required. To validate press Validate button or Ctrl + Shift + I. To finalize, press Finalize button or Ctrl + Shift + F.
 If you are in a community rating state, select Family-Tier Rates under Rating Method and fill in all columns.
 If you are not in a community rating state, select Age-Based Rates under Rating Method and provide an Individual Rate for every age band.
 If Tobacco is Tobacco User/Non-Tobacco User, you must give a rate for Tobacco Use and Non-Tobacco Use.
 To add a new sheet, press the Add Sheet button, or Ctrl + Shift + H. All plans must have the same dates on a sheet.

HIOS Issuer ID*	16322
Federal TIN*	46-2824626
Rate Effective Date*	1/1/2019
Rate Expiration Date*	12/31/2019
Rating Method*	Age-Based Rates

Rating Area ID*	Tobacco*	Age*	Individual Rate*	Individual Tobacco Rate*	Couple*
Required: Select the Rating Area ID	Required: Select if Tobacco use of subscriber is used to determine if a person is eligible for a rate from a plan	Required: Select the age of a subscriber eligible for the rate	Required: Enter the rate of an Individual Non-Tobacco or No Preference enrollee on a plan	Required: Enter the rate of an individual tobacco enrollee on a plan	Required: Enter the rate of a couple based on the pairing of a primary enrollee and a secondary subscriber (e.g. husband and spouse)
16322PA0040006	Rating Area 1	Tobacco User/Non-Tobacco User	0-14	264.50	264.50
16322PA0040006	Rating Area 1	Tobacco User/Non-Tobacco User	15	288.01	288.01
16322PA0040006	Rating Area 1	Tobacco User/Non-Tobacco User	16	297.00	297.00
16322PA0040006	Rating Area 1	Tobacco User/Non-Tobacco User	17	305.99	305.99
16322PA0040006	Rating Area 1	Tobacco User/Non-Tobacco User	18	315.67	323.56
16322PA0040006	Rating Area 1	Tobacco User/Non-Tobacco User	19	325.35	333.48
16322PA0040006	Rating Area 1	Tobacco User/Non-Tobacco User	20	335.38	343.76
16322PA0040006	Rating Area 1	Tobacco User/Non-Tobacco User	21	345.75	354.39
16322PA0040006	Rating Area 1	Tobacco User/Non-Tobacco User	22	345.75	354.39
16322PA0040006	Rating Area 1	Tobacco User/Non-Tobacco User	23	345.75	354.39
16322PA0040006	Rating Area 1	Tobacco User/Non-Tobacco User	24	345.75	354.39
16322PA0040006	Rating Area 1	Tobacco User/Non-Tobacco User	25	347.13	355.81
16322PA0040006	Rating Area 1	Tobacco User/Non-Tobacco User	26	354.05	362.90
16322PA0040006	Rating Area 1	Tobacco User/Non-Tobacco User	27	362.35	371.40
16322PA0040006	Rating Area 1	Tobacco User/Non-Tobacco User	28	375.83	385.23
16322PA0040006	Rating Area 1	Tobacco User/Non-Tobacco User	29	386.89	396.57
16322PA0040006	Rating Area 1	Tobacco User/Non-Tobacco User	30	392.43	402.24
16322PA0040006	Rating Area 1	Tobacco User/Non-Tobacco User	31	400.72	410.74
16322PA0040006	Rating Area 1	Tobacco User/Non-Tobacco User	32	409.02	419.25
16322PA0040006	Rating Area 1	Tobacco User/Non-Tobacco User	33	414.21	424.56
16322PA0040006	Rating Area 1	Tobacco User/Non-Tobacco User	34	419.74	430.23
16322PA0040006	Rating Area 1	Tobacco User/Non-Tobacco User	35	422.51	433.07
16322PA0040006	Rating Area 1	Tobacco User/Non-Tobacco User	36	425.27	435.90
16322PA0040006	Rating Area 1	Tobacco User/Non-Tobacco User	37	428.04	438.74
16322PA0040006	Rating Area 1	Tobacco User/Non-Tobacco User	38	430.80	441.57
16322PA0040006	Rating Area 1	Tobacco User/Non-Tobacco User	39	436.34	447.24
16322PA0040006	Rating Area 1	Tobacco User/Non-Tobacco User	40	441.87	452.92
16322PA0040006	Rating Area 1	Tobacco User/Non-Tobacco User	41	450.17	461.42
16322PA0040006	Rating Area 1	Tobacco User/Non-Tobacco User	42	458.12	469.57
16322PA0040006	Rating Area 1	Tobacco User/Non-Tobacco User	43	469.18	480.91
16322PA0040006	Rating Area 1	Tobacco User/Non-Tobacco User	44	483.01	495.09
16322PA0040006	Rating Area 1	Tobacco User/Non-Tobacco User	45	499.26	511.74
16322PA0040006	Rating Area 1	Tobacco User/Non-Tobacco User	46	518.63	531.59
16322PA0040006	Rating Area 1	Tobacco User/Non-Tobacco User	47	540.41	553.92
16322PA0040006	Rating Area 1	Tobacco User/Non-Tobacco User	48	565.30	579.43
16322PA0040006	Rating Area 1	Tobacco User/Non-Tobacco User	49	589.85	604.60
16322PA0040006	Rating Area 1	Tobacco User/Non-Tobacco User	50	617.51	632.95
16322PA0040006	Rating Area 1	Tobacco User/Non-Tobacco User	51	644.82	660.94
16322PA0040006	Rating Area 1	Tobacco User/Non-Tobacco User	52	674.90	691.78
16322PA0040006	Rating Area 1	Tobacco User/Non-Tobacco User	53	705.33	722.96
16322PA0040006	Rating Area 1	Tobacco User/Non-Tobacco User	54	738.18	756.63
16322PA0040006	Rating Area 1	Tobacco User/Non-Tobacco User	55	771.02	790.30
16322PA0040006	Rating Area 1	Tobacco User/Non-Tobacco User	56	806.63	826.80
16322PA0040006	Rating Area 1	Tobacco User/Non-Tobacco User	57	842.59	863.66
16322PA0040006	Rating Area 1	Tobacco User/Non-Tobacco User	58	880.97	903.00
16322PA0040006	Rating Area 1	Tobacco User/Non-Tobacco User	59	899.99	922.49
16322PA0040006	Rating Area 1	Tobacco User/Non-Tobacco User	60	938.37	961.82
16322PA0040006	Rating Area 1	Tobacco User/Non-Tobacco User	61	971.56	995.85
16322PA0040006	Rating Area 1	Tobacco User/Non-Tobacco User	62	993.34	1018.17
16322PA0040006	Rating Area 1	Tobacco User/Non-Tobacco User	63	1020.65	1046.17
16322PA0040006	Rating Area 1	Tobacco User/Non-Tobacco User	64 and over	1037.25	1063.18
16322PA0040006	Rating Area 2	Tobacco User/Non-Tobacco User	0-14	264.50	264.50
16322PA0040006	Rating Area 2	Tobacco User/Non-Tobacco User	15	288.01	288.01
16322PA0040006	Rating Area 2	Tobacco User/Non-Tobacco User	16	297.00	297.00
16322PA0040006	Rating Area 2	Tobacco User/Non-Tobacco User	17	305.99	305.99
16322PA0040006	Rating Area 2	Tobacco User/Non-Tobacco User	18	315.67	323.56
16322PA0040006	Rating Area 2	Tobacco User/Non-Tobacco User	19	325.35	333.48
16322PA0040006	Rating Area 2	Tobacco User/Non-Tobacco User	20	335.38	343.76
16322PA0040006	Rating Area 2	Tobacco User/Non-Tobacco User	21	345.75	354.39
16322PA0040006	Rating Area 2	Tobacco User/Non-Tobacco User	22	345.75	354.39
16322PA0040006	Rating Area 2	Tobacco User/Non-Tobacco User	23	345.75	354.39
16322PA0040006	Rating Area 2	Tobacco User/Non-Tobacco User	24	345.75	354.39
16322PA0040006	Rating Area 2	Tobacco User/Non-Tobacco User	25	347.13	355.81
16322PA0040006	Rating Area 2	Tobacco User/Non-Tobacco User	26	354.05	362.90
16322PA0040006	Rating Area 2	Tobacco User/Non-Tobacco User	27	362.35	371.40
16322PA0040006	Rating Area 2	Tobacco User/Non-Tobacco User	28	375.83	385.23
16322PA0040006	Rating Area 2	Tobacco User/Non-Tobacco User	29	386.89	396.57
16322PA0040006	Rating Area 2	Tobacco User/Non-Tobacco User	30	392.43	402.24
16322PA0040006	Rating Area 2	Tobacco User/Non-Tobacco User	31	400.72	410.74
16322PA0040006	Rating Area 2	Tobacco User/Non-Tobacco User	32	409.02	419.25
16322PA0040006	Rating Area 2	Tobacco User/Non-Tobacco User	33	414.21	424.56
16322PA0040006	Rating Area 2	Tobacco User/Non-Tobacco User	34	419.74	430.23
16322PA0040006	Rating Area 2	Tobacco User/Non-Tobacco User	35	422.51	433.07
16322PA0040006	Rating Area 2	Tobacco User/Non-Tobacco User	36	425.27	435.90
16322PA0040006	Rating Area 2	Tobacco User/Non-Tobacco User	37	428.04	438.74
16322PA0040006	Rating Area 2	Tobacco User/Non-Tobacco User	38	430.80	441.57
16322PA0040006	Rating Area 2	Tobacco User/Non-Tobacco User	39	436.34	447.24
16322PA0040006	Rating Area 2	Tobacco User/Non-Tobacco User	40	441.87	452.92
16322PA0040006	Rating Area 2	Tobacco User/Non-Tobacco User	41	450.17	461.42
16322PA0040006	Rating Area 2	Tobacco User/Non-Tobacco User	42	458.12	469.57
16322PA0040006	Rating Area 2	Tobacco User/Non-Tobacco User	43	469.18	480.91
16322PA0040006	Rating Area 2	Tobacco User/Non-Tobacco User	44	483.01	495.09
16322PA0040006	Rating Area 2	Tobacco User/Non-Tobacco User	45	499.26	511.74
16322PA0040006	Rating Area 2	Tobacco User/Non-Tobacco User	46	518.63	531.59
16322PA0040006	Rating Area 2	Tobacco User/Non-Tobacco User	47	540.41	553.92
16322PA0040006	Rating Area 2	Tobacco User/Non-Tobacco User	48	565.30	579.43

16322PA0040006	Rating Area 2	Tobacco User/Non-Tobacco User	49	589.85	604.60
16322PA0040006	Rating Area 2	Tobacco User/Non-Tobacco User	50	617.51	632.95
16322PA0040006	Rating Area 2	Tobacco User/Non-Tobacco User	51	644.82	660.94
16322PA0040006	Rating Area 2	Tobacco User/Non-Tobacco User	52	674.90	691.78
16322PA0040006	Rating Area 2	Tobacco User/Non-Tobacco User	53	705.33	722.96
16322PA0040006	Rating Area 2	Tobacco User/Non-Tobacco User	54	738.18	756.63
16322PA0040006	Rating Area 2	Tobacco User/Non-Tobacco User	55	771.02	790.30
16322PA0040006	Rating Area 2	Tobacco User/Non-Tobacco User	56	806.63	826.80
16322PA0040006	Rating Area 2	Tobacco User/Non-Tobacco User	57	842.59	863.66
16322PA0040006	Rating Area 2	Tobacco User/Non-Tobacco User	58	880.97	903.00
16322PA0040006	Rating Area 2	Tobacco User/Non-Tobacco User	59	899.99	922.49
16322PA0040006	Rating Area 2	Tobacco User/Non-Tobacco User	60	938.37	961.82
16322PA0040006	Rating Area 2	Tobacco User/Non-Tobacco User	61	971.56	995.85
16322PA0040006	Rating Area 2	Tobacco User/Non-Tobacco User	62	993.34	1018.17
16322PA0040006	Rating Area 2	Tobacco User/Non-Tobacco User	63	1020.65	1046.17
16322PA0040006	Rating Area 2	Tobacco User/Non-Tobacco User	64 and over	1037.25	1063.18
16322PA0040006	Rating Area 4	Tobacco User/Non-Tobacco User	0-14	264.50	264.50
16322PA0040006	Rating Area 4	Tobacco User/Non-Tobacco User	15	288.01	288.01
16322PA0040006	Rating Area 4	Tobacco User/Non-Tobacco User	16	297.00	297.00
16322PA0040006	Rating Area 4	Tobacco User/Non-Tobacco User	17	305.99	305.99
16322PA0040006	Rating Area 4	Tobacco User/Non-Tobacco User	18	315.67	323.56
16322PA0040006	Rating Area 4	Tobacco User/Non-Tobacco User	19	325.35	333.48
16322PA0040006	Rating Area 4	Tobacco User/Non-Tobacco User	20	335.38	343.76
16322PA0040006	Rating Area 4	Tobacco User/Non-Tobacco User	21	345.75	354.39
16322PA0040006	Rating Area 4	Tobacco User/Non-Tobacco User	22	345.75	354.39
16322PA0040006	Rating Area 4	Tobacco User/Non-Tobacco User	23	345.75	354.39
16322PA0040006	Rating Area 4	Tobacco User/Non-Tobacco User	24	345.75	354.39
16322PA0040006	Rating Area 4	Tobacco User/Non-Tobacco User	25	347.13	355.81
16322PA0040006	Rating Area 4	Tobacco User/Non-Tobacco User	26	354.05	362.90
16322PA0040006	Rating Area 4	Tobacco User/Non-Tobacco User	27	362.35	371.40
16322PA0040006	Rating Area 4	Tobacco User/Non-Tobacco User	28	375.83	385.23
16322PA0040006	Rating Area 4	Tobacco User/Non-Tobacco User	29	386.89	396.57
16322PA0040006	Rating Area 4	Tobacco User/Non-Tobacco User	30	392.43	402.24
16322PA0040006	Rating Area 4	Tobacco User/Non-Tobacco User	31	400.72	410.74
16322PA0040006	Rating Area 4	Tobacco User/Non-Tobacco User	32	409.02	419.25
16322PA0040006	Rating Area 4	Tobacco User/Non-Tobacco User	33	414.21	424.56
16322PA0040006	Rating Area 4	Tobacco User/Non-Tobacco User	34	419.74	430.23
16322PA0040006	Rating Area 4	Tobacco User/Non-Tobacco User	35	422.51	433.07
16322PA0040006	Rating Area 4	Tobacco User/Non-Tobacco User	36	425.27	435.90
16322PA0040006	Rating Area 4	Tobacco User/Non-Tobacco User	37	428.04	438.74
16322PA0040006	Rating Area 4	Tobacco User/Non-Tobacco User	38	430.80	441.57
16322PA0040006	Rating Area 4	Tobacco User/Non-Tobacco User	39	436.34	447.24
16322PA0040006	Rating Area 4	Tobacco User/Non-Tobacco User	40	441.87	452.92
16322PA0040006	Rating Area 4	Tobacco User/Non-Tobacco User	41	450.17	461.42
16322PA0040006	Rating Area 4	Tobacco User/Non-Tobacco User	42	458.12	469.57
16322PA0040006	Rating Area 4	Tobacco User/Non-Tobacco User	43	469.18	480.91
16322PA0040006	Rating Area 4	Tobacco User/Non-Tobacco User	44	483.01	495.09
16322PA0040006	Rating Area 4	Tobacco User/Non-Tobacco User	45	499.26	511.74
16322PA0040006	Rating Area 4	Tobacco User/Non-Tobacco User	46	518.63	531.59
16322PA0040006	Rating Area 4	Tobacco User/Non-Tobacco User	47	540.41	553.92
16322PA0040006	Rating Area 4	Tobacco User/Non-Tobacco User	48	565.30	579.43
16322PA0040006	Rating Area 4	Tobacco User/Non-Tobacco User	49	589.85	604.60
16322PA0040006	Rating Area 4	Tobacco User/Non-Tobacco User	50	617.51	632.95
16322PA0040006	Rating Area 4	Tobacco User/Non-Tobacco User	51	644.82	660.94
16322PA0040006	Rating Area 4	Tobacco User/Non-Tobacco User	52	674.90	691.78
16322PA0040006	Rating Area 4	Tobacco User/Non-Tobacco User	53	705.33	722.96
16322PA0040006	Rating Area 4	Tobacco User/Non-Tobacco User	54	738.18	756.63
16322PA0040006	Rating Area 4	Tobacco User/Non-Tobacco User	55	771.02	790.30
16322PA0040006	Rating Area 4	Tobacco User/Non-Tobacco User	56	806.63	826.80
16322PA0040006	Rating Area 4	Tobacco User/Non-Tobacco User	57	842.59	863.66
16322PA0040006	Rating Area 4	Tobacco User/Non-Tobacco User	58	880.97	903.00
16322PA0040006	Rating Area 4	Tobacco User/Non-Tobacco User	59	899.99	922.49
16322PA0040006	Rating Area 4	Tobacco User/Non-Tobacco User	60	938.37	961.82
16322PA0040006	Rating Area 4	Tobacco User/Non-Tobacco User	61	971.56	995.85
16322PA0040006	Rating Area 4	Tobacco User/Non-Tobacco User	62	993.34	1018.17
16322PA0040006	Rating Area 4	Tobacco User/Non-Tobacco User	63	1020.65	1046.17
16322PA0040006	Rating Area 4	Tobacco User/Non-Tobacco User	64 and over	1037.25	1063.18
16322PA0040006	Rating Area 5	Tobacco User/Non-Tobacco User	0-14	264.50	264.50
16322PA0040006	Rating Area 5	Tobacco User/Non-Tobacco User	15	288.01	288.01
16322PA0040006	Rating Area 5	Tobacco User/Non-Tobacco User	16	297.00	297.00
16322PA0040006	Rating Area 5	Tobacco User/Non-Tobacco User	17	305.99	305.99
16322PA0040006	Rating Area 5	Tobacco User/Non-Tobacco User	18	315.67	323.56
16322PA0040006	Rating Area 5	Tobacco User/Non-Tobacco User	19	325.35	333.48
16322PA0040006	Rating Area 5	Tobacco User/Non-Tobacco User	20	335.38	343.76
16322PA0040006	Rating Area 5	Tobacco User/Non-Tobacco User	21	345.75	354.39
16322PA0040006	Rating Area 5	Tobacco User/Non-Tobacco User	22	345.75	354.39
16322PA0040006	Rating Area 5	Tobacco User/Non-Tobacco User	23	345.75	354.39
16322PA0040006	Rating Area 5	Tobacco User/Non-Tobacco User	24	345.75	354.39
16322PA0040006	Rating Area 5	Tobacco User/Non-Tobacco User	25	347.13	355.81
16322PA0040006	Rating Area 5	Tobacco User/Non-Tobacco User	26	354.05	362.90
16322PA0040006	Rating Area 5	Tobacco User/Non-Tobacco User	27	362.35	371.40
16322PA0040006	Rating Area 5	Tobacco User/Non-Tobacco User	28	375.83	385.23
16322PA0040006	Rating Area 5	Tobacco User/Non-Tobacco User	29	386.89	396.57
16322PA0040006	Rating Area 5	Tobacco User/Non-Tobacco User	30	392.43	402.24
16322PA0040006	Rating Area 5	Tobacco User/Non-Tobacco User	31	400.72	410.74
16322PA0040006	Rating Area 5	Tobacco User/Non-Tobacco User	32	409.02	419.25
16322PA0040006	Rating Area 5	Tobacco User/Non-Tobacco User	33	414.21	424.56
16322PA0040006	Rating Area 5	Tobacco User/Non-Tobacco User	34	419.74	430.23
16322PA0040006	Rating Area 5	Tobacco User/Non-Tobacco User	35	422.51	433.07
16322PA0040006	Rating Area 5	Tobacco User/Non-Tobacco User	36	425.27	435.90
16322PA0040006	Rating Area 5	Tobacco User/Non-Tobacco User	37	428.04	438.74
16322PA0040006	Rating Area 5	Tobacco User/Non-Tobacco User	38	430.80	441.57
16322PA0040006	Rating Area 5	Tobacco User/Non-Tobacco User	39	436.34	447.24
16322PA0040006	Rating Area 5	Tobacco User/Non-Tobacco User	40	441.87	452.92
16322PA0040006	Rating Area 5	Tobacco User/Non-Tobacco User	41	450.17	461.42
16322PA0040006	Rating Area 5	Tobacco User/Non-Tobacco User	42	458.12	469.57
16322PA0040006	Rating Area 5	Tobacco User/Non-Tobacco User	43	469.18	480.91
16322PA0040006	Rating Area 5	Tobacco User/Non-Tobacco User	44	483.01	495.09
16322PA0040006	Rating Area 5	Tobacco User/Non-Tobacco User	45	499.26	511.74
16322PA0040006	Rating Area 5	Tobacco User/Non-Tobacco User	46	518.63	531.59
16322PA0040006	Rating Area 5	Tobacco User/Non-Tobacco User	47	540.41	553.92
16322PA0040006	Rating Area 5	Tobacco User/Non-Tobacco User	48	565.30	579.43
16322PA0040006	Rating Area 5	Tobacco User/Non-Tobacco User	49	589.85	604.60
16322PA0040006	Rating Area 5	Tobacco User/Non-Tobacco User	50	617.51	632.95
16322PA0040006	Rating Area 5	Tobacco User/Non-Tobacco User	51	644.82	660.94

16322PA0040006	Rating Area 5	Tobacco User/Non-Tobacco User	52	674.90	691.78
16322PA0040006	Rating Area 5	Tobacco User/Non-Tobacco User	53	705.33	722.96
16322PA0040006	Rating Area 5	Tobacco User/Non-Tobacco User	54	738.18	756.63
16322PA0040006	Rating Area 5	Tobacco User/Non-Tobacco User	55	771.02	790.30
16322PA0040006	Rating Area 5	Tobacco User/Non-Tobacco User	56	806.63	826.80
16322PA0040006	Rating Area 5	Tobacco User/Non-Tobacco User	57	842.59	863.66
16322PA0040006	Rating Area 5	Tobacco User/Non-Tobacco User	58	880.97	903.00
16322PA0040006	Rating Area 5	Tobacco User/Non-Tobacco User	59	899.99	922.49
16322PA0040006	Rating Area 5	Tobacco User/Non-Tobacco User	60	938.37	961.82
16322PA0040006	Rating Area 5	Tobacco User/Non-Tobacco User	61	971.56	995.85
16322PA0040006	Rating Area 5	Tobacco User/Non-Tobacco User	62	993.34	1018.17
16322PA0040006	Rating Area 5	Tobacco User/Non-Tobacco User	63	1020.65	1046.17
16322PA0040006	Rating Area 5	Tobacco User/Non-Tobacco User	64 and over	1037.25	1063.18
16322PA0040006	Rating Area 6	Tobacco User/Non-Tobacco User	0-14	356.24	356.24
16322PA0040006	Rating Area 6	Tobacco User/Non-Tobacco User	15	387.90	387.90
16322PA0040006	Rating Area 6	Tobacco User/Non-Tobacco User	16	400.01	400.01
16322PA0040006	Rating Area 6	Tobacco User/Non-Tobacco User	17	412.12	412.12
16322PA0040006	Rating Area 6	Tobacco User/Non-Tobacco User	18	425.16	435.79
16322PA0040006	Rating Area 6	Tobacco User/Non-Tobacco User	19	438.20	449.15
16322PA0040006	Rating Area 6	Tobacco User/Non-Tobacco User	20	451.70	462.99
16322PA0040006	Rating Area 6	Tobacco User/Non-Tobacco User	21	465.67	477.31
16322PA0040006	Rating Area 6	Tobacco User/Non-Tobacco User	22	465.67	477.31
16322PA0040006	Rating Area 6	Tobacco User/Non-Tobacco User	23	465.67	477.31
16322PA0040006	Rating Area 6	Tobacco User/Non-Tobacco User	24	465.67	477.31
16322PA0040006	Rating Area 6	Tobacco User/Non-Tobacco User	25	467.53	479.22
16322PA0040006	Rating Area 6	Tobacco User/Non-Tobacco User	26	476.85	488.77
16322PA0040006	Rating Area 6	Tobacco User/Non-Tobacco User	27	488.02	500.22
16322PA0040006	Rating Area 6	Tobacco User/Non-Tobacco User	28	506.18	518.84
16322PA0040006	Rating Area 6	Tobacco User/Non-Tobacco User	29	521.08	534.11
16322PA0040006	Rating Area 6	Tobacco User/Non-Tobacco User	30	528.54	541.75
16322PA0040006	Rating Area 6	Tobacco User/Non-Tobacco User	31	539.71	553.20
16322PA0040006	Rating Area 6	Tobacco User/Non-Tobacco User	32	550.89	564.66
16322PA0040006	Rating Area 6	Tobacco User/Non-Tobacco User	33	557.87	571.82
16322PA0040006	Rating Area 6	Tobacco User/Non-Tobacco User	34	565.32	579.46
16322PA0040006	Rating Area 6	Tobacco User/Non-Tobacco User	35	569.05	583.27
16322PA0040006	Rating Area 6	Tobacco User/Non-Tobacco User	36	572.77	587.09
16322PA0040006	Rating Area 6	Tobacco User/Non-Tobacco User	37	576.50	590.91
16322PA0040006	Rating Area 6	Tobacco User/Non-Tobacco User	38	580.22	594.73
16322PA0040006	Rating Area 6	Tobacco User/Non-Tobacco User	39	587.68	602.37
16322PA0040006	Rating Area 6	Tobacco User/Non-Tobacco User	40	595.13	610.00
16322PA0040006	Rating Area 6	Tobacco User/Non-Tobacco User	41	606.30	621.46
16322PA0040006	Rating Area 6	Tobacco User/Non-Tobacco User	42	617.01	632.44
16322PA0040006	Rating Area 6	Tobacco User/Non-Tobacco User	43	631.91	647.71
16322PA0040006	Rating Area 6	Tobacco User/Non-Tobacco User	44	650.54	666.80
16322PA0040006	Rating Area 6	Tobacco User/Non-Tobacco User	45	672.43	689.24
16322PA0040006	Rating Area 6	Tobacco User/Non-Tobacco User	46	698.51	715.97
16322PA0040006	Rating Area 6	Tobacco User/Non-Tobacco User	47	727.84	746.04
16322PA0040006	Rating Area 6	Tobacco User/Non-Tobacco User	48	761.37	780.40
16322PA0040006	Rating Area 6	Tobacco User/Non-Tobacco User	49	794.43	814.29
16322PA0040006	Rating Area 6	Tobacco User/Non-Tobacco User	50	831.69	852.48
16322PA0040006	Rating Area 6	Tobacco User/Non-Tobacco User	51	868.47	890.19
16322PA0040006	Rating Area 6	Tobacco User/Non-Tobacco User	52	908.99	931.71
16322PA0040006	Rating Area 6	Tobacco User/Non-Tobacco User	53	949.97	973.72
16322PA0040006	Rating Area 6	Tobacco User/Non-Tobacco User	54	994.21	1019.06
16322PA0040006	Rating Area 6	Tobacco User/Non-Tobacco User	55	1038.44	1064.41
16322PA0040006	Rating Area 6	Tobacco User/Non-Tobacco User	56	1086.41	1113.57
16322PA0040006	Rating Area 6	Tobacco User/Non-Tobacco User	57	1134.84	1163.21
16322PA0040006	Rating Area 6	Tobacco User/Non-Tobacco User	58	1186.53	1216.19
16322PA0040006	Rating Area 6	Tobacco User/Non-Tobacco User	59	1212.14	1242.44
16322PA0040006	Rating Area 6	Tobacco User/Non-Tobacco User	60	1263.83	1295.42
16322PA0040006	Rating Area 6	Tobacco User/Non-Tobacco User	61	1308.53	1341.25
16322PA0040006	Rating Area 6	Tobacco User/Non-Tobacco User	62	1337.87	1371.32
16322PA0040006	Rating Area 6	Tobacco User/Non-Tobacco User	63	1374.66	1409.02
16322PA0040006	Rating Area 6	Tobacco User/Non-Tobacco User	64 and over	1397.01	1431.94
16322PA0040007	Rating Area 1	Tobacco User/Non-Tobacco User	0-14	256.88	256.88
16322PA0040007	Rating Area 1	Tobacco User/Non-Tobacco User	15	279.71	279.71
16322PA0040007	Rating Area 1	Tobacco User/Non-Tobacco User	16	288.44	288.44
16322PA0040007	Rating Area 1	Tobacco User/Non-Tobacco User	17	297.17	297.17
16322PA0040007	Rating Area 1	Tobacco User/Non-Tobacco User	18	306.58	314.24
16322PA0040007	Rating Area 1	Tobacco User/Non-Tobacco User	19	315.98	323.88
16322PA0040007	Rating Area 1	Tobacco User/Non-Tobacco User	20	325.72	333.86
16322PA0040007	Rating Area 1	Tobacco User/Non-Tobacco User	21	335.79	344.18
16322PA0040007	Rating Area 1	Tobacco User/Non-Tobacco User	22	335.79	344.18
16322PA0040007	Rating Area 1	Tobacco User/Non-Tobacco User	23	335.79	344.18
16322PA0040007	Rating Area 1	Tobacco User/Non-Tobacco User	24	335.79	344.18
16322PA0040007	Rating Area 1	Tobacco User/Non-Tobacco User	25	337.13	345.56
16322PA0040007	Rating Area 1	Tobacco User/Non-Tobacco User	26	343.85	352.45
16322PA0040007	Rating Area 1	Tobacco User/Non-Tobacco User	27	351.91	360.71
16322PA0040007	Rating Area 1	Tobacco User/Non-Tobacco User	28	365.00	374.13
16322PA0040007	Rating Area 1	Tobacco User/Non-Tobacco User	29	375.75	385.14
16322PA0040007	Rating Area 1	Tobacco User/Non-Tobacco User	30	381.12	390.65
16322PA0040007	Rating Area 1	Tobacco User/Non-Tobacco User	31	389.18	398.91
16322PA0040007	Rating Area 1	Tobacco User/Non-Tobacco User	32	397.24	407.17
16322PA0040007	Rating Area 1	Tobacco User/Non-Tobacco User	33	402.28	412.33
16322PA0040007	Rating Area 1	Tobacco User/Non-Tobacco User	34	407.65	417.84
16322PA0040007	Rating Area 1	Tobacco User/Non-Tobacco User	35	410.34	420.59
16322PA0040007	Rating Area 1	Tobacco User/Non-Tobacco User	36	413.02	423.35
16322PA0040007	Rating Area 1	Tobacco User/Non-Tobacco User	37	415.71	426.10
16322PA0040007	Rating Area 1	Tobacco User/Non-Tobacco User	38	418.39	428.85
16322PA0040007	Rating Area 1	Tobacco User/Non-Tobacco User	39	423.77	434.36
16322PA0040007	Rating Area 1	Tobacco User/Non-Tobacco User	40	429.14	439.87
16322PA0040007	Rating Area 1	Tobacco User/Non-Tobacco User	41	437.20	448.13
16322PA0040007	Rating Area 1	Tobacco User/Non-Tobacco User	42	444.92	456.04
16322PA0040007	Rating Area 1	Tobacco User/Non-Tobacco User	43	455.67	467.06
16322PA0040007	Rating Area 1	Tobacco User/Non-Tobacco User	44	469.10	480.83
16322PA0040007	Rating Area 1	Tobacco User/Non-Tobacco User	45	484.88	497.00
16322PA0040007	Rating Area 1	Tobacco User/Non-Tobacco User	46	503.69	516.28
16322PA0040007	Rating Area 1	Tobacco User/Non-Tobacco User	47	524.84	537.96
16322PA0040007	Rating Area 1	Tobacco User/Non-Tobacco User	48	549.02	562.74
16322PA0040007	Rating Area 1	Tobacco User/Non-Tobacco User	49	572.86	587.18
16322PA0040007	Rating Area 1	Tobacco User/Non-Tobacco User	50	599.72	614.71
16322PA0040007	Rating Area 1	Tobacco User/Non-Tobacco User	51	626.25	641.90
16322PA0040007	Rating Area 1	Tobacco User/Non-Tobacco User	52	655.46	671.85
16322PA0040007	Rating Area 1	Tobacco User/Non-Tobacco User	53	685.01	702.14
16322PA0040007	Rating Area 1	Tobacco User/Non-Tobacco User	54	716.91	734.83

16322PA0040007	Rating Area 1	Tobacco User/Non-Tobacco User	55	748.81	767.53
16322PA0040007	Rating Area 1	Tobacco User/Non-Tobacco User	56	783.40	802.98
16322PA0040007	Rating Area 1	Tobacco User/Non-Tobacco User	57	818.32	838.78
16322PA0040007	Rating Area 1	Tobacco User/Non-Tobacco User	58	855.59	876.98
16322PA0040007	Rating Area 1	Tobacco User/Non-Tobacco User	59	874.06	895.91
16322PA0040007	Rating Area 1	Tobacco User/Non-Tobacco User	60	911.33	934.12
16322PA0040007	Rating Area 1	Tobacco User/Non-Tobacco User	61	943.57	967.16
16322PA0040007	Rating Area 1	Tobacco User/Non-Tobacco User	62	964.72	988.84
16322PA0040007	Rating Area 1	Tobacco User/Non-Tobacco User	63	991.25	1016.03
16322PA0040007	Rating Area 1	Tobacco User/Non-Tobacco User	64 and over	1007.37	1032.55
16322PA0040007	Rating Area 2	Tobacco User/Non-Tobacco User	0-14	256.88	256.88
16322PA0040007	Rating Area 2	Tobacco User/Non-Tobacco User	15	279.71	279.71
16322PA0040007	Rating Area 2	Tobacco User/Non-Tobacco User	16	288.44	288.44
16322PA0040007	Rating Area 2	Tobacco User/Non-Tobacco User	17	297.17	297.17
16322PA0040007	Rating Area 2	Tobacco User/Non-Tobacco User	18	306.58	314.24
16322PA0040007	Rating Area 2	Tobacco User/Non-Tobacco User	19	315.98	323.88
16322PA0040007	Rating Area 2	Tobacco User/Non-Tobacco User	20	325.72	333.86
16322PA0040007	Rating Area 2	Tobacco User/Non-Tobacco User	21	335.79	344.18
16322PA0040007	Rating Area 2	Tobacco User/Non-Tobacco User	22	335.79	344.18
16322PA0040007	Rating Area 2	Tobacco User/Non-Tobacco User	23	335.79	344.18
16322PA0040007	Rating Area 2	Tobacco User/Non-Tobacco User	24	335.79	344.18
16322PA0040007	Rating Area 2	Tobacco User/Non-Tobacco User	25	337.13	345.56
16322PA0040007	Rating Area 2	Tobacco User/Non-Tobacco User	26	343.85	352.45
16322PA0040007	Rating Area 2	Tobacco User/Non-Tobacco User	27	351.91	360.71
16322PA0040007	Rating Area 2	Tobacco User/Non-Tobacco User	28	365.00	374.13
16322PA0040007	Rating Area 2	Tobacco User/Non-Tobacco User	29	375.75	385.14
16322PA0040007	Rating Area 2	Tobacco User/Non-Tobacco User	30	381.12	390.65
16322PA0040007	Rating Area 2	Tobacco User/Non-Tobacco User	31	389.18	398.91
16322PA0040007	Rating Area 2	Tobacco User/Non-Tobacco User	32	397.24	407.17
16322PA0040007	Rating Area 2	Tobacco User/Non-Tobacco User	33	402.28	412.33
16322PA0040007	Rating Area 2	Tobacco User/Non-Tobacco User	34	407.65	417.84
16322PA0040007	Rating Area 2	Tobacco User/Non-Tobacco User	35	410.34	420.59
16322PA0040007	Rating Area 2	Tobacco User/Non-Tobacco User	36	413.02	423.35
16322PA0040007	Rating Area 2	Tobacco User/Non-Tobacco User	37	415.71	426.10
16322PA0040007	Rating Area 2	Tobacco User/Non-Tobacco User	38	418.39	428.85
16322PA0040007	Rating Area 2	Tobacco User/Non-Tobacco User	39	423.77	434.36
16322PA0040007	Rating Area 2	Tobacco User/Non-Tobacco User	40	429.14	439.87
16322PA0040007	Rating Area 2	Tobacco User/Non-Tobacco User	41	437.20	448.13
16322PA0040007	Rating Area 2	Tobacco User/Non-Tobacco User	42	444.92	456.04
16322PA0040007	Rating Area 2	Tobacco User/Non-Tobacco User	43	455.67	467.06
16322PA0040007	Rating Area 2	Tobacco User/Non-Tobacco User	44	469.10	480.83
16322PA0040007	Rating Area 2	Tobacco User/Non-Tobacco User	45	484.88	497.00
16322PA0040007	Rating Area 2	Tobacco User/Non-Tobacco User	46	503.69	516.28
16322PA0040007	Rating Area 2	Tobacco User/Non-Tobacco User	47	524.84	537.96
16322PA0040007	Rating Area 2	Tobacco User/Non-Tobacco User	48	549.02	562.74
16322PA0040007	Rating Area 2	Tobacco User/Non-Tobacco User	49	572.86	587.18
16322PA0040007	Rating Area 2	Tobacco User/Non-Tobacco User	50	599.72	614.71
16322PA0040007	Rating Area 2	Tobacco User/Non-Tobacco User	51	626.25	641.90
16322PA0040007	Rating Area 2	Tobacco User/Non-Tobacco User	52	655.46	671.85
16322PA0040007	Rating Area 2	Tobacco User/Non-Tobacco User	53	685.01	702.14
16322PA0040007	Rating Area 2	Tobacco User/Non-Tobacco User	54	716.91	734.83
16322PA0040007	Rating Area 2	Tobacco User/Non-Tobacco User	55	748.81	767.53
16322PA0040007	Rating Area 2	Tobacco User/Non-Tobacco User	56	783.40	802.98
16322PA0040007	Rating Area 2	Tobacco User/Non-Tobacco User	57	818.32	838.78
16322PA0040007	Rating Area 2	Tobacco User/Non-Tobacco User	58	855.59	876.98
16322PA0040007	Rating Area 2	Tobacco User/Non-Tobacco User	59	874.06	895.91
16322PA0040007	Rating Area 2	Tobacco User/Non-Tobacco User	60	911.33	934.12
16322PA0040007	Rating Area 2	Tobacco User/Non-Tobacco User	61	943.57	967.16
16322PA0040007	Rating Area 2	Tobacco User/Non-Tobacco User	62	964.72	988.84
16322PA0040007	Rating Area 2	Tobacco User/Non-Tobacco User	63	991.25	1016.03
16322PA0040007	Rating Area 2	Tobacco User/Non-Tobacco User	64 and over	1007.37	1032.55
16322PA0040007	Rating Area 4	Tobacco User/Non-Tobacco User	0-14	256.88	256.88
16322PA0040007	Rating Area 4	Tobacco User/Non-Tobacco User	15	279.71	279.71
16322PA0040007	Rating Area 4	Tobacco User/Non-Tobacco User	16	288.44	288.44
16322PA0040007	Rating Area 4	Tobacco User/Non-Tobacco User	17	297.17	297.17
16322PA0040007	Rating Area 4	Tobacco User/Non-Tobacco User	18	306.58	314.24
16322PA0040007	Rating Area 4	Tobacco User/Non-Tobacco User	19	315.98	323.88
16322PA0040007	Rating Area 4	Tobacco User/Non-Tobacco User	20	325.72	333.86
16322PA0040007	Rating Area 4	Tobacco User/Non-Tobacco User	21	335.79	344.18
16322PA0040007	Rating Area 4	Tobacco User/Non-Tobacco User	22	335.79	344.18
16322PA0040007	Rating Area 4	Tobacco User/Non-Tobacco User	23	335.79	344.18
16322PA0040007	Rating Area 4	Tobacco User/Non-Tobacco User	24	335.79	344.18
16322PA0040007	Rating Area 4	Tobacco User/Non-Tobacco User	25	337.13	345.56
16322PA0040007	Rating Area 4	Tobacco User/Non-Tobacco User	26	343.85	352.45
16322PA0040007	Rating Area 4	Tobacco User/Non-Tobacco User	27	351.91	360.71
16322PA0040007	Rating Area 4	Tobacco User/Non-Tobacco User	28	365.00	374.13
16322PA0040007	Rating Area 4	Tobacco User/Non-Tobacco User	29	375.75	385.14
16322PA0040007	Rating Area 4	Tobacco User/Non-Tobacco User	30	381.12	390.65
16322PA0040007	Rating Area 4	Tobacco User/Non-Tobacco User	31	389.18	398.91
16322PA0040007	Rating Area 4	Tobacco User/Non-Tobacco User	32	397.24	407.17
16322PA0040007	Rating Area 4	Tobacco User/Non-Tobacco User	33	402.28	412.33
16322PA0040007	Rating Area 4	Tobacco User/Non-Tobacco User	34	407.65	417.84
16322PA0040007	Rating Area 4	Tobacco User/Non-Tobacco User	35	410.34	420.59
16322PA0040007	Rating Area 4	Tobacco User/Non-Tobacco User	36	413.02	423.35
16322PA0040007	Rating Area 4	Tobacco User/Non-Tobacco User	37	415.71	426.10
16322PA0040007	Rating Area 4	Tobacco User/Non-Tobacco User	38	418.39	428.85
16322PA0040007	Rating Area 4	Tobacco User/Non-Tobacco User	39	423.77	434.36
16322PA0040007	Rating Area 4	Tobacco User/Non-Tobacco User	40	429.14	439.87
16322PA0040007	Rating Area 4	Tobacco User/Non-Tobacco User	41	437.20	448.13
16322PA0040007	Rating Area 4	Tobacco User/Non-Tobacco User	42	444.92	456.04
16322PA0040007	Rating Area 4	Tobacco User/Non-Tobacco User	43	455.67	467.06
16322PA0040007	Rating Area 4	Tobacco User/Non-Tobacco User	44	469.10	480.83
16322PA0040007	Rating Area 4	Tobacco User/Non-Tobacco User	45	484.88	497.00
16322PA0040007	Rating Area 4	Tobacco User/Non-Tobacco User	46	503.69	516.28
16322PA0040007	Rating Area 4	Tobacco User/Non-Tobacco User	47	524.84	537.96
16322PA0040007	Rating Area 4	Tobacco User/Non-Tobacco User	48	549.02	562.74
16322PA0040007	Rating Area 4	Tobacco User/Non-Tobacco User	49	572.86	587.18
16322PA0040007	Rating Area 4	Tobacco User/Non-Tobacco User	50	599.72	614.71
16322PA0040007	Rating Area 4	Tobacco User/Non-Tobacco User	51	626.25	641.90
16322PA0040007	Rating Area 4	Tobacco User/Non-Tobacco User	52	655.46	671.85
16322PA0040007	Rating Area 4	Tobacco User/Non-Tobacco User	53	685.01	702.14
16322PA0040007	Rating Area 4	Tobacco User/Non-Tobacco User	54	716.91	734.83
16322PA0040007	Rating Area 4	Tobacco User/Non-Tobacco User	55	748.81	767.53
16322PA0040007	Rating Area 4	Tobacco User/Non-Tobacco User	56	783.40	802.98
16322PA0040007	Rating Area 4	Tobacco User/Non-Tobacco User	57	818.32	838.78

16322PA0040007	Rating Area 4	Tobacco User/Non-Tobacco User	58	855.59	876.98
16322PA0040007	Rating Area 4	Tobacco User/Non-Tobacco User	59	874.06	895.91
16322PA0040007	Rating Area 4	Tobacco User/Non-Tobacco User	60	911.33	934.12
16322PA0040007	Rating Area 4	Tobacco User/Non-Tobacco User	61	943.57	967.16
16322PA0040007	Rating Area 4	Tobacco User/Non-Tobacco User	62	964.72	988.84
16322PA0040007	Rating Area 4	Tobacco User/Non-Tobacco User	63	991.25	1016.03
16322PA0040007	Rating Area 4	Tobacco User/Non-Tobacco User	64 and over	1007.37	1032.55
16322PA0040007	Rating Area 5	Tobacco User/Non-Tobacco User	0-14	256.88	256.88
16322PA0040007	Rating Area 5	Tobacco User/Non-Tobacco User	15	279.71	279.71
16322PA0040007	Rating Area 5	Tobacco User/Non-Tobacco User	16	288.44	288.44
16322PA0040007	Rating Area 5	Tobacco User/Non-Tobacco User	17	297.17	297.17
16322PA0040007	Rating Area 5	Tobacco User/Non-Tobacco User	18	306.58	314.24
16322PA0040007	Rating Area 5	Tobacco User/Non-Tobacco User	19	315.98	323.88
16322PA0040007	Rating Area 5	Tobacco User/Non-Tobacco User	20	325.72	333.86
16322PA0040007	Rating Area 5	Tobacco User/Non-Tobacco User	21	335.79	344.18
16322PA0040007	Rating Area 5	Tobacco User/Non-Tobacco User	22	335.79	344.18
16322PA0040007	Rating Area 5	Tobacco User/Non-Tobacco User	23	335.79	344.18
16322PA0040007	Rating Area 5	Tobacco User/Non-Tobacco User	24	335.79	344.18
16322PA0040007	Rating Area 5	Tobacco User/Non-Tobacco User	25	337.13	345.56
16322PA0040007	Rating Area 5	Tobacco User/Non-Tobacco User	26	343.85	352.45
16322PA0040007	Rating Area 5	Tobacco User/Non-Tobacco User	27	351.91	360.71
16322PA0040007	Rating Area 5	Tobacco User/Non-Tobacco User	28	365.00	374.13
16322PA0040007	Rating Area 5	Tobacco User/Non-Tobacco User	29	375.75	385.14
16322PA0040007	Rating Area 5	Tobacco User/Non-Tobacco User	30	381.12	390.65
16322PA0040007	Rating Area 5	Tobacco User/Non-Tobacco User	31	389.18	398.91
16322PA0040007	Rating Area 5	Tobacco User/Non-Tobacco User	32	397.24	407.17
16322PA0040007	Rating Area 5	Tobacco User/Non-Tobacco User	33	402.28	412.33
16322PA0040007	Rating Area 5	Tobacco User/Non-Tobacco User	34	407.65	417.84
16322PA0040007	Rating Area 5	Tobacco User/Non-Tobacco User	35	410.34	420.59
16322PA0040007	Rating Area 5	Tobacco User/Non-Tobacco User	36	413.02	423.35
16322PA0040007	Rating Area 5	Tobacco User/Non-Tobacco User	37	415.71	426.10
16322PA0040007	Rating Area 5	Tobacco User/Non-Tobacco User	38	418.39	428.85
16322PA0040007	Rating Area 5	Tobacco User/Non-Tobacco User	39	423.77	434.36
16322PA0040007	Rating Area 5	Tobacco User/Non-Tobacco User	40	429.14	439.87
16322PA0040007	Rating Area 5	Tobacco User/Non-Tobacco User	41	437.20	448.13
16322PA0040007	Rating Area 5	Tobacco User/Non-Tobacco User	42	444.92	456.04
16322PA0040007	Rating Area 5	Tobacco User/Non-Tobacco User	43	455.67	467.06
16322PA0040007	Rating Area 5	Tobacco User/Non-Tobacco User	44	469.10	480.83
16322PA0040007	Rating Area 5	Tobacco User/Non-Tobacco User	45	484.88	497.00
16322PA0040007	Rating Area 5	Tobacco User/Non-Tobacco User	46	503.69	516.28
16322PA0040007	Rating Area 5	Tobacco User/Non-Tobacco User	47	524.84	537.96
16322PA0040007	Rating Area 5	Tobacco User/Non-Tobacco User	48	549.02	562.74
16322PA0040007	Rating Area 5	Tobacco User/Non-Tobacco User	49	572.86	587.18
16322PA0040007	Rating Area 5	Tobacco User/Non-Tobacco User	50	599.72	614.71
16322PA0040007	Rating Area 5	Tobacco User/Non-Tobacco User	51	626.25	641.90
16322PA0040007	Rating Area 5	Tobacco User/Non-Tobacco User	52	655.46	671.85
16322PA0040007	Rating Area 5	Tobacco User/Non-Tobacco User	53	685.01	702.14
16322PA0040007	Rating Area 5	Tobacco User/Non-Tobacco User	54	716.91	734.83
16322PA0040007	Rating Area 5	Tobacco User/Non-Tobacco User	55	748.81	767.53
16322PA0040007	Rating Area 5	Tobacco User/Non-Tobacco User	56	783.40	802.98
16322PA0040007	Rating Area 5	Tobacco User/Non-Tobacco User	57	818.32	838.78
16322PA0040007	Rating Area 5	Tobacco User/Non-Tobacco User	58	855.59	876.98
16322PA0040007	Rating Area 5	Tobacco User/Non-Tobacco User	59	874.06	895.91
16322PA0040007	Rating Area 5	Tobacco User/Non-Tobacco User	60	911.33	934.12
16322PA0040007	Rating Area 5	Tobacco User/Non-Tobacco User	61	943.57	967.16
16322PA0040007	Rating Area 5	Tobacco User/Non-Tobacco User	62	964.72	988.84
16322PA0040007	Rating Area 5	Tobacco User/Non-Tobacco User	63	991.25	1016.03
16322PA0040007	Rating Area 5	Tobacco User/Non-Tobacco User	64 and over	1007.37	1032.55
16322PA0040007	Rating Area 6	Tobacco User/Non-Tobacco User	0-14	345.98	345.98
16322PA0040007	Rating Area 6	Tobacco User/Non-Tobacco User	15	376.73	376.73
16322PA0040007	Rating Area 6	Tobacco User/Non-Tobacco User	16	388.49	388.49
16322PA0040007	Rating Area 6	Tobacco User/Non-Tobacco User	17	400.25	400.25
16322PA0040007	Rating Area 6	Tobacco User/Non-Tobacco User	18	412.91	423.24
16322PA0040007	Rating Area 6	Tobacco User/Non-Tobacco User	19	425.58	436.22
16322PA0040007	Rating Area 6	Tobacco User/Non-Tobacco User	20	438.69	449.66
16322PA0040007	Rating Area 6	Tobacco User/Non-Tobacco User	21	452.26	463.57
16322PA0040007	Rating Area 6	Tobacco User/Non-Tobacco User	22	452.26	463.57
16322PA0040007	Rating Area 6	Tobacco User/Non-Tobacco User	23	452.26	463.57
16322PA0040007	Rating Area 6	Tobacco User/Non-Tobacco User	24	452.26	463.57
16322PA0040007	Rating Area 6	Tobacco User/Non-Tobacco User	25	454.07	465.42
16322PA0040007	Rating Area 6	Tobacco User/Non-Tobacco User	26	463.11	474.69
16322PA0040007	Rating Area 6	Tobacco User/Non-Tobacco User	27	473.97	485.82
16322PA0040007	Rating Area 6	Tobacco User/Non-Tobacco User	28	491.61	503.90
16322PA0040007	Rating Area 6	Tobacco User/Non-Tobacco User	29	506.08	518.73
16322PA0040007	Rating Area 6	Tobacco User/Non-Tobacco User	30	513.32	526.15
16322PA0040007	Rating Area 6	Tobacco User/Non-Tobacco User	31	524.17	537.27
16322PA0040007	Rating Area 6	Tobacco User/Non-Tobacco User	32	535.02	548.40
16322PA0040007	Rating Area 6	Tobacco User/Non-Tobacco User	33	541.81	555.35
16322PA0040007	Rating Area 6	Tobacco User/Non-Tobacco User	34	549.04	562.77
16322PA0040007	Rating Area 6	Tobacco User/Non-Tobacco User	35	552.66	566.48
16322PA0040007	Rating Area 6	Tobacco User/Non-Tobacco User	36	556.28	570.19
16322PA0040007	Rating Area 6	Tobacco User/Non-Tobacco User	37	559.90	573.90
16322PA0040007	Rating Area 6	Tobacco User/Non-Tobacco User	38	563.52	577.60
16322PA0040007	Rating Area 6	Tobacco User/Non-Tobacco User	39	570.75	585.02
16322PA0040007	Rating Area 6	Tobacco User/Non-Tobacco User	40	577.99	592.44
16322PA0040007	Rating Area 6	Tobacco User/Non-Tobacco User	41	588.84	603.56
16322PA0040007	Rating Area 6	Tobacco User/Non-Tobacco User	42	599.24	614.23
16322PA0040007	Rating Area 6	Tobacco User/Non-Tobacco User	43	613.72	629.06
16322PA0040007	Rating Area 6	Tobacco User/Non-Tobacco User	44	631.81	647.60
16322PA0040007	Rating Area 6	Tobacco User/Non-Tobacco User	45	653.06	669.39
16322PA0040007	Rating Area 6	Tobacco User/Non-Tobacco User	46	678.39	695.35
16322PA0040007	Rating Area 6	Tobacco User/Non-Tobacco User	47	706.88	724.55
16322PA0040007	Rating Area 6	Tobacco User/Non-Tobacco User	48	739.45	757.93
16322PA0040007	Rating Area 6	Tobacco User/Non-Tobacco User	49	771.56	790.84
16322PA0040007	Rating Area 6	Tobacco User/Non-Tobacco User	50	807.74	827.93
16322PA0040007	Rating Area 6	Tobacco User/Non-Tobacco User	51	843.46	864.55
16322PA0040007	Rating Area 6	Tobacco User/Non-Tobacco User	52	882.81	904.88
16322PA0040007	Rating Area 6	Tobacco User/Non-Tobacco User	53	922.61	945.68
16322PA0040007	Rating Area 6	Tobacco User/Non-Tobacco User	54	965.58	989.71
16322PA0040007	Rating Area 6	Tobacco User/Non-Tobacco User	55	1008.54	1033.75
16322PA0040007	Rating Area 6	Tobacco User/Non-Tobacco User	56	1055.12	1081.50
16322PA0040007	Rating Area 6	Tobacco User/Non-Tobacco User	57	1102.16	1129.71
16322PA0040007	Rating Area 6	Tobacco User/Non-Tobacco User	58	1152.36	1181.17
16322PA0040007	Rating Area 6	Tobacco User/Non-Tobacco User	59	1177.23	1206.66
16322PA0040007	Rating Area 6	Tobacco User/Non-Tobacco User	60	1227.43	1258.12

16322PA0040007	Rating Area 6	Tobacco User/Non-Tobacco User	61	1270.85	1302.62
16322PA0040007	Rating Area 6	Tobacco User/Non-Tobacco User	62	1299.34	1331.83
16322PA0040007	Rating Area 6	Tobacco User/Non-Tobacco User	63	1335.07	1368.45
16322PA0040007	Rating Area 6	Tobacco User/Non-Tobacco User	64 and over	1366.78	1390.70
16322PA0040008	Rating Area 1	Tobacco User/Non-Tobacco User	0-14	262.00	262.00
16322PA0040008	Rating Area 1	Tobacco User/Non-Tobacco User	15	285.29	285.29
16322PA0040008	Rating Area 1	Tobacco User/Non-Tobacco User	16	294.20	294.20
16322PA0040008	Rating Area 1	Tobacco User/Non-Tobacco User	17	303.10	303.10
16322PA0040008	Rating Area 1	Tobacco User/Non-Tobacco User	18	312.69	320.51
16322PA0040008	Rating Area 1	Tobacco User/Non-Tobacco User	19	322.28	330.34
16322PA0040008	Rating Area 1	Tobacco User/Non-Tobacco User	20	332.22	340.52
16322PA0040008	Rating Area 1	Tobacco User/Non-Tobacco User	21	342.49	351.05
16322PA0040008	Rating Area 1	Tobacco User/Non-Tobacco User	22	342.49	351.05
16322PA0040008	Rating Area 1	Tobacco User/Non-Tobacco User	23	342.49	351.05
16322PA0040008	Rating Area 1	Tobacco User/Non-Tobacco User	24	342.49	351.05
16322PA0040008	Rating Area 1	Tobacco User/Non-Tobacco User	25	343.86	352.46
16322PA0040008	Rating Area 1	Tobacco User/Non-Tobacco User	26	350.71	359.48
16322PA0040008	Rating Area 1	Tobacco User/Non-Tobacco User	27	358.93	367.90
16322PA0040008	Rating Area 1	Tobacco User/Non-Tobacco User	28	372.29	381.59
16322PA0040008	Rating Area 1	Tobacco User/Non-Tobacco User	29	383.25	392.83
16322PA0040008	Rating Area 1	Tobacco User/Non-Tobacco User	30	388.73	398.44
16322PA0040008	Rating Area 1	Tobacco User/Non-Tobacco User	31	396.95	406.87
16322PA0040008	Rating Area 1	Tobacco User/Non-Tobacco User	32	405.17	415.29
16322PA0040008	Rating Area 1	Tobacco User/Non-Tobacco User	33	410.30	420.56
16322PA0040008	Rating Area 1	Tobacco User/Non-Tobacco User	34	415.78	426.18
16322PA0040008	Rating Area 1	Tobacco User/Non-Tobacco User	35	418.52	428.99
16322PA0040008	Rating Area 1	Tobacco User/Non-Tobacco User	36	421.26	431.79
16322PA0040008	Rating Area 1	Tobacco User/Non-Tobacco User	37	424.00	434.60
16322PA0040008	Rating Area 1	Tobacco User/Non-Tobacco User	38	426.74	437.41
16322PA0040008	Rating Area 1	Tobacco User/Non-Tobacco User	39	432.22	443.03
16322PA0040008	Rating Area 1	Tobacco User/Non-Tobacco User	40	437.70	448.64
16322PA0040008	Rating Area 1	Tobacco User/Non-Tobacco User	41	445.92	457.07
16322PA0040008	Rating Area 1	Tobacco User/Non-Tobacco User	42	453.80	465.14
16322PA0040008	Rating Area 1	Tobacco User/Non-Tobacco User	43	464.76	476.38
16322PA0040008	Rating Area 1	Tobacco User/Non-Tobacco User	44	478.46	490.42
16322PA0040008	Rating Area 1	Tobacco User/Non-Tobacco User	45	494.56	506.92
16322PA0040008	Rating Area 1	Tobacco User/Non-Tobacco User	46	513.74	526.58
16322PA0040008	Rating Area 1	Tobacco User/Non-Tobacco User	47	535.31	548.69
16322PA0040008	Rating Area 1	Tobacco User/Non-Tobacco User	48	559.97	573.97
16322PA0040008	Rating Area 1	Tobacco User/Non-Tobacco User	49	584.29	598.90
16322PA0040008	Rating Area 1	Tobacco User/Non-Tobacco User	50	611.69	626.98
16322PA0040008	Rating Area 1	Tobacco User/Non-Tobacco User	51	638.74	654.71
16322PA0040008	Rating Area 1	Tobacco User/Non-Tobacco User	52	668.54	685.25
16322PA0040008	Rating Area 1	Tobacco User/Non-Tobacco User	53	698.68	716.15
16322PA0040008	Rating Area 1	Tobacco User/Non-Tobacco User	54	731.22	749.50
16322PA0040008	Rating Area 1	Tobacco User/Non-Tobacco User	55	763.75	782.85
16322PA0040008	Rating Area 1	Tobacco User/Non-Tobacco User	56	799.03	819.00
16322PA0040008	Rating Area 1	Tobacco User/Non-Tobacco User	57	834.65	855.51
16322PA0040008	Rating Area 1	Tobacco User/Non-Tobacco User	58	872.66	894.48
16322PA0040008	Rating Area 1	Tobacco User/Non-Tobacco User	59	891.50	913.79
16322PA0040008	Rating Area 1	Tobacco User/Non-Tobacco User	60	929.52	952.76
16322PA0040008	Rating Area 1	Tobacco User/Non-Tobacco User	61	962.40	986.46
16322PA0040008	Rating Area 1	Tobacco User/Non-Tobacco User	62	983.97	1008.57
16322PA0040008	Rating Area 1	Tobacco User/Non-Tobacco User	63	1011.03	1036.31
16322PA0040008	Rating Area 1	Tobacco User/Non-Tobacco User	64 and over	1027.47	1053.16
16322PA0040008	Rating Area 2	Tobacco User/Non-Tobacco User	0-14	262.00	262.00
16322PA0040008	Rating Area 2	Tobacco User/Non-Tobacco User	15	285.29	285.29
16322PA0040008	Rating Area 2	Tobacco User/Non-Tobacco User	16	294.20	294.20
16322PA0040008	Rating Area 2	Tobacco User/Non-Tobacco User	17	303.10	303.10
16322PA0040008	Rating Area 2	Tobacco User/Non-Tobacco User	18	312.69	320.51
16322PA0040008	Rating Area 2	Tobacco User/Non-Tobacco User	19	322.28	330.34
16322PA0040008	Rating Area 2	Tobacco User/Non-Tobacco User	20	332.22	340.52
16322PA0040008	Rating Area 2	Tobacco User/Non-Tobacco User	21	342.49	351.05
16322PA0040008	Rating Area 2	Tobacco User/Non-Tobacco User	22	342.49	351.05
16322PA0040008	Rating Area 2	Tobacco User/Non-Tobacco User	23	342.49	351.05
16322PA0040008	Rating Area 2	Tobacco User/Non-Tobacco User	24	342.49	351.05
16322PA0040008	Rating Area 2	Tobacco User/Non-Tobacco User	25	343.86	352.46
16322PA0040008	Rating Area 2	Tobacco User/Non-Tobacco User	26	350.71	359.48
16322PA0040008	Rating Area 2	Tobacco User/Non-Tobacco User	27	358.93	367.90
16322PA0040008	Rating Area 2	Tobacco User/Non-Tobacco User	28	372.29	381.59
16322PA0040008	Rating Area 2	Tobacco User/Non-Tobacco User	29	383.25	392.83
16322PA0040008	Rating Area 2	Tobacco User/Non-Tobacco User	30	388.73	398.44
16322PA0040008	Rating Area 2	Tobacco User/Non-Tobacco User	31	396.95	406.87
16322PA0040008	Rating Area 2	Tobacco User/Non-Tobacco User	32	405.17	415.29
16322PA0040008	Rating Area 2	Tobacco User/Non-Tobacco User	33	410.30	420.56
16322PA0040008	Rating Area 2	Tobacco User/Non-Tobacco User	34	415.78	426.18
16322PA0040008	Rating Area 2	Tobacco User/Non-Tobacco User	35	418.52	428.99
16322PA0040008	Rating Area 2	Tobacco User/Non-Tobacco User	36	421.26	431.79
16322PA0040008	Rating Area 2	Tobacco User/Non-Tobacco User	37	424.00	434.60
16322PA0040008	Rating Area 2	Tobacco User/Non-Tobacco User	38	426.74	437.41
16322PA0040008	Rating Area 2	Tobacco User/Non-Tobacco User	39	432.22	443.03
16322PA0040008	Rating Area 2	Tobacco User/Non-Tobacco User	40	437.70	448.64
16322PA0040008	Rating Area 2	Tobacco User/Non-Tobacco User	41	445.92	457.07
16322PA0040008	Rating Area 2	Tobacco User/Non-Tobacco User	42	453.80	465.14
16322PA0040008	Rating Area 2	Tobacco User/Non-Tobacco User	43	464.76	476.38
16322PA0040008	Rating Area 2	Tobacco User/Non-Tobacco User	44	478.46	490.42
16322PA0040008	Rating Area 2	Tobacco User/Non-Tobacco User	45	494.56	506.92
16322PA0040008	Rating Area 2	Tobacco User/Non-Tobacco User	46	513.74	526.58
16322PA0040008	Rating Area 2	Tobacco User/Non-Tobacco User	47	535.31	548.69
16322PA0040008	Rating Area 2	Tobacco User/Non-Tobacco User	48	559.97	573.97
16322PA0040008	Rating Area 2	Tobacco User/Non-Tobacco User	49	584.29	598.90
16322PA0040008	Rating Area 2	Tobacco User/Non-Tobacco User	50	611.69	626.98
16322PA0040008	Rating Area 2	Tobacco User/Non-Tobacco User	51	638.74	654.71
16322PA0040008	Rating Area 2	Tobacco User/Non-Tobacco User	52	668.54	685.25
16322PA0040008	Rating Area 2	Tobacco User/Non-Tobacco User	53	698.68	716.15
16322PA0040008	Rating Area 2	Tobacco User/Non-Tobacco User	54	731.22	749.50
16322PA0040008	Rating Area 2	Tobacco User/Non-Tobacco User	55	763.75	782.85
16322PA0040008	Rating Area 2	Tobacco User/Non-Tobacco User	56	799.03	819.00
16322PA0040008	Rating Area 2	Tobacco User/Non-Tobacco User	57	834.65	855.51
16322PA0040008	Rating Area 2	Tobacco User/Non-Tobacco User	58	872.66	894.48
16322PA0040008	Rating Area 2	Tobacco User/Non-Tobacco User	59	891.50	913.79
16322PA0040008	Rating Area 2	Tobacco User/Non-Tobacco User	60	929.52	952.76
16322PA0040008	Rating Area 2	Tobacco User/Non-Tobacco User	61	962.40	986.46
16322PA0040008	Rating Area 2	Tobacco User/Non-Tobacco User	62	983.97	1008.57
16322PA0040008	Rating Area 2	Tobacco User/Non-Tobacco User	63	1011.03	1036.31

16322PA0040008	Rating Area 2	Tobacco User/Non-Tobacco User	64 and over	1027.47	1053.16
16322PA0040008	Rating Area 4	Tobacco User/Non-Tobacco User	0-14	262.00	262.00
16322PA0040008	Rating Area 4	Tobacco User/Non-Tobacco User	15	285.29	285.29
16322PA0040008	Rating Area 4	Tobacco User/Non-Tobacco User	16	294.20	294.20
16322PA0040008	Rating Area 4	Tobacco User/Non-Tobacco User	17	303.10	303.10
16322PA0040008	Rating Area 4	Tobacco User/Non-Tobacco User	18	312.69	320.51
16322PA0040008	Rating Area 4	Tobacco User/Non-Tobacco User	19	322.28	330.34
16322PA0040008	Rating Area 4	Tobacco User/Non-Tobacco User	20	332.22	340.52
16322PA0040008	Rating Area 4	Tobacco User/Non-Tobacco User	21	342.49	351.05
16322PA0040008	Rating Area 4	Tobacco User/Non-Tobacco User	22	342.49	351.05
16322PA0040008	Rating Area 4	Tobacco User/Non-Tobacco User	23	342.49	351.05
16322PA0040008	Rating Area 4	Tobacco User/Non-Tobacco User	24	342.49	351.05
16322PA0040008	Rating Area 4	Tobacco User/Non-Tobacco User	25	343.86	352.46
16322PA0040008	Rating Area 4	Tobacco User/Non-Tobacco User	26	350.71	359.48
16322PA0040008	Rating Area 4	Tobacco User/Non-Tobacco User	27	358.93	367.90
16322PA0040008	Rating Area 4	Tobacco User/Non-Tobacco User	28	372.29	381.59
16322PA0040008	Rating Area 4	Tobacco User/Non-Tobacco User	29	383.25	392.83
16322PA0040008	Rating Area 4	Tobacco User/Non-Tobacco User	30	388.73	398.44
16322PA0040008	Rating Area 4	Tobacco User/Non-Tobacco User	31	396.95	406.87
16322PA0040008	Rating Area 4	Tobacco User/Non-Tobacco User	32	405.17	415.29
16322PA0040008	Rating Area 4	Tobacco User/Non-Tobacco User	33	410.30	420.56
16322PA0040008	Rating Area 4	Tobacco User/Non-Tobacco User	34	415.78	426.18
16322PA0040008	Rating Area 4	Tobacco User/Non-Tobacco User	35	418.52	428.99
16322PA0040008	Rating Area 4	Tobacco User/Non-Tobacco User	36	421.26	431.79
16322PA0040008	Rating Area 4	Tobacco User/Non-Tobacco User	37	424.00	434.60
16322PA0040008	Rating Area 4	Tobacco User/Non-Tobacco User	38	426.74	437.41
16322PA0040008	Rating Area 4	Tobacco User/Non-Tobacco User	39	432.22	443.03
16322PA0040008	Rating Area 4	Tobacco User/Non-Tobacco User	40	437.70	448.64
16322PA0040008	Rating Area 4	Tobacco User/Non-Tobacco User	41	445.92	457.07
16322PA0040008	Rating Area 4	Tobacco User/Non-Tobacco User	42	453.80	465.14
16322PA0040008	Rating Area 4	Tobacco User/Non-Tobacco User	43	464.76	476.38
16322PA0040008	Rating Area 4	Tobacco User/Non-Tobacco User	44	478.46	490.42
16322PA0040008	Rating Area 4	Tobacco User/Non-Tobacco User	45	494.56	506.92
16322PA0040008	Rating Area 4	Tobacco User/Non-Tobacco User	46	513.74	526.58
16322PA0040008	Rating Area 4	Tobacco User/Non-Tobacco User	47	535.31	548.69
16322PA0040008	Rating Area 4	Tobacco User/Non-Tobacco User	48	559.97	573.97
16322PA0040008	Rating Area 4	Tobacco User/Non-Tobacco User	49	584.29	598.90
16322PA0040008	Rating Area 4	Tobacco User/Non-Tobacco User	50	611.69	626.98
16322PA0040008	Rating Area 4	Tobacco User/Non-Tobacco User	51	638.74	654.71
16322PA0040008	Rating Area 4	Tobacco User/Non-Tobacco User	52	668.54	685.25
16322PA0040008	Rating Area 4	Tobacco User/Non-Tobacco User	53	698.68	716.15
16322PA0040008	Rating Area 4	Tobacco User/Non-Tobacco User	54	731.22	749.50
16322PA0040008	Rating Area 4	Tobacco User/Non-Tobacco User	55	763.75	782.85
16322PA0040008	Rating Area 4	Tobacco User/Non-Tobacco User	56	799.03	819.00
16322PA0040008	Rating Area 4	Tobacco User/Non-Tobacco User	57	834.65	855.51
16322PA0040008	Rating Area 4	Tobacco User/Non-Tobacco User	58	872.66	894.48
16322PA0040008	Rating Area 4	Tobacco User/Non-Tobacco User	59	891.50	913.79
16322PA0040008	Rating Area 4	Tobacco User/Non-Tobacco User	60	929.52	952.76
16322PA0040008	Rating Area 4	Tobacco User/Non-Tobacco User	61	962.40	986.46
16322PA0040008	Rating Area 4	Tobacco User/Non-Tobacco User	62	983.97	1008.57
16322PA0040008	Rating Area 4	Tobacco User/Non-Tobacco User	63	1011.03	1036.31
16322PA0040008	Rating Area 4	Tobacco User/Non-Tobacco User	64 and over	1027.47	1053.16
16322PA0040008	Rating Area 5	Tobacco User/Non-Tobacco User	0-14	262.00	262.00
16322PA0040008	Rating Area 5	Tobacco User/Non-Tobacco User	15	285.29	285.29
16322PA0040008	Rating Area 5	Tobacco User/Non-Tobacco User	16	294.20	294.20
16322PA0040008	Rating Area 5	Tobacco User/Non-Tobacco User	17	303.10	303.10
16322PA0040008	Rating Area 5	Tobacco User/Non-Tobacco User	18	312.69	320.51
16322PA0040008	Rating Area 5	Tobacco User/Non-Tobacco User	19	322.28	330.34
16322PA0040008	Rating Area 5	Tobacco User/Non-Tobacco User	20	332.22	340.52
16322PA0040008	Rating Area 5	Tobacco User/Non-Tobacco User	21	342.49	351.05
16322PA0040008	Rating Area 5	Tobacco User/Non-Tobacco User	22	342.49	351.05
16322PA0040008	Rating Area 5	Tobacco User/Non-Tobacco User	23	342.49	351.05
16322PA0040008	Rating Area 5	Tobacco User/Non-Tobacco User	24	342.49	351.05
16322PA0040008	Rating Area 5	Tobacco User/Non-Tobacco User	25	343.86	352.46
16322PA0040008	Rating Area 5	Tobacco User/Non-Tobacco User	26	350.71	359.48
16322PA0040008	Rating Area 5	Tobacco User/Non-Tobacco User	27	358.93	367.90
16322PA0040008	Rating Area 5	Tobacco User/Non-Tobacco User	28	372.29	381.59
16322PA0040008	Rating Area 5	Tobacco User/Non-Tobacco User	29	383.25	392.83
16322PA0040008	Rating Area 5	Tobacco User/Non-Tobacco User	30	388.73	398.44
16322PA0040008	Rating Area 5	Tobacco User/Non-Tobacco User	31	396.95	406.87
16322PA0040008	Rating Area 5	Tobacco User/Non-Tobacco User	32	405.17	415.29
16322PA0040008	Rating Area 5	Tobacco User/Non-Tobacco User	33	410.30	420.56
16322PA0040008	Rating Area 5	Tobacco User/Non-Tobacco User	34	415.78	426.18
16322PA0040008	Rating Area 5	Tobacco User/Non-Tobacco User	35	418.52	428.99
16322PA0040008	Rating Area 5	Tobacco User/Non-Tobacco User	36	421.26	431.79
16322PA0040008	Rating Area 5	Tobacco User/Non-Tobacco User	37	424.00	434.60
16322PA0040008	Rating Area 5	Tobacco User/Non-Tobacco User	38	426.74	437.41
16322PA0040008	Rating Area 5	Tobacco User/Non-Tobacco User	39	432.22	443.03
16322PA0040008	Rating Area 5	Tobacco User/Non-Tobacco User	40	437.70	448.64
16322PA0040008	Rating Area 5	Tobacco User/Non-Tobacco User	41	445.92	457.07
16322PA0040008	Rating Area 5	Tobacco User/Non-Tobacco User	42	453.80	465.14
16322PA0040008	Rating Area 5	Tobacco User/Non-Tobacco User	43	464.76	476.38
16322PA0040008	Rating Area 5	Tobacco User/Non-Tobacco User	44	478.46	490.42
16322PA0040008	Rating Area 5	Tobacco User/Non-Tobacco User	45	494.56	506.92
16322PA0040008	Rating Area 5	Tobacco User/Non-Tobacco User	46	513.74	526.58
16322PA0040008	Rating Area 5	Tobacco User/Non-Tobacco User	47	535.31	548.69
16322PA0040008	Rating Area 5	Tobacco User/Non-Tobacco User	48	559.97	573.97
16322PA0040008	Rating Area 5	Tobacco User/Non-Tobacco User	49	584.29	598.90
16322PA0040008	Rating Area 5	Tobacco User/Non-Tobacco User	50	611.69	626.98
16322PA0040008	Rating Area 5	Tobacco User/Non-Tobacco User	51	638.74	654.71
16322PA0040008	Rating Area 5	Tobacco User/Non-Tobacco User	52	668.54	685.25
16322PA0040008	Rating Area 5	Tobacco User/Non-Tobacco User	53	698.68	716.15
16322PA0040008	Rating Area 5	Tobacco User/Non-Tobacco User	54	731.22	749.50
16322PA0040008	Rating Area 5	Tobacco User/Non-Tobacco User	55	763.75	782.85
16322PA0040008	Rating Area 5	Tobacco User/Non-Tobacco User	56	799.03	819.00
16322PA0040008	Rating Area 5	Tobacco User/Non-Tobacco User	57	834.65	855.51
16322PA0040008	Rating Area 5	Tobacco User/Non-Tobacco User	58	872.66	894.48
16322PA0040008	Rating Area 5	Tobacco User/Non-Tobacco User	59	891.50	913.79
16322PA0040008	Rating Area 5	Tobacco User/Non-Tobacco User	60	929.52	952.76
16322PA0040008	Rating Area 5	Tobacco User/Non-Tobacco User	61	962.40	986.46
16322PA0040008	Rating Area 5	Tobacco User/Non-Tobacco User	62	983.97	1008.57
16322PA0040008	Rating Area 5	Tobacco User/Non-Tobacco User	63	1011.03	1036.31
16322PA0040008	Rating Area 5	Tobacco User/Non-Tobacco User	64 and over	1027.47	1053.16
16322PA0040008	Rating Area 6	Tobacco User/Non-Tobacco User	0-14	352.88	352.88
16322PA0040008	Rating Area 6	Tobacco User/Non-Tobacco User	15	384.25	384.25

16322PA0040008	Rating Area 6	Tobacco User/Non-Tobacco User	16	396.24	396.24
16322PA0040008	Rating Area 6	Tobacco User/Non-Tobacco User	17	408.23	408.23
16322PA0040008	Rating Area 6	Tobacco User/Non-Tobacco User	18	421.15	431.68
16322PA0040008	Rating Area 6	Tobacco User/Non-Tobacco User	19	434.06	444.92
16322PA0040008	Rating Area 6	Tobacco User/Non-Tobacco User	20	447.44	458.63
16322PA0040008	Rating Area 6	Tobacco User/Non-Tobacco User	21	461.28	472.81
16322PA0040008	Rating Area 6	Tobacco User/Non-Tobacco User	22	461.28	472.81
16322PA0040008	Rating Area 6	Tobacco User/Non-Tobacco User	23	461.28	472.81
16322PA0040008	Rating Area 6	Tobacco User/Non-Tobacco User	24	461.28	472.81
16322PA0040008	Rating Area 6	Tobacco User/Non-Tobacco User	25	463.13	474.70
16322PA0040008	Rating Area 6	Tobacco User/Non-Tobacco User	26	472.35	484.16
16322PA0040008	Rating Area 6	Tobacco User/Non-Tobacco User	27	483.42	495.51
16322PA0040008	Rating Area 6	Tobacco User/Non-Tobacco User	28	501.41	513.95
16322PA0040008	Rating Area 6	Tobacco User/Non-Tobacco User	29	516.17	529.08
16322PA0040008	Rating Area 6	Tobacco User/Non-Tobacco User	30	523.55	536.64
16322PA0040008	Rating Area 6	Tobacco User/Non-Tobacco User	31	534.62	547.99
16322PA0040008	Rating Area 6	Tobacco User/Non-Tobacco User	32	545.69	559.34
16322PA0040008	Rating Area 6	Tobacco User/Non-Tobacco User	33	552.61	566.43
16322PA0040008	Rating Area 6	Tobacco User/Non-Tobacco User	34	559.99	573.99
16322PA0040008	Rating Area 6	Tobacco User/Non-Tobacco User	35	563.68	577.78
16322PA0040008	Rating Area 6	Tobacco User/Non-Tobacco User	36	567.37	581.56
16322PA0040008	Rating Area 6	Tobacco User/Non-Tobacco User	37	571.06	585.34
16322PA0040008	Rating Area 6	Tobacco User/Non-Tobacco User	38	574.75	589.12
16322PA0040008	Rating Area 6	Tobacco User/Non-Tobacco User	39	582.14	596.69
16322PA0040008	Rating Area 6	Tobacco User/Non-Tobacco User	40	589.52	604.25
16322PA0040008	Rating Area 6	Tobacco User/Non-Tobacco User	41	600.59	615.60
16322PA0040008	Rating Area 6	Tobacco User/Non-Tobacco User	42	611.20	626.48
16322PA0040008	Rating Area 6	Tobacco User/Non-Tobacco User	43	625.96	641.61
16322PA0040008	Rating Area 6	Tobacco User/Non-Tobacco User	44	644.41	660.52
16322PA0040008	Rating Area 6	Tobacco User/Non-Tobacco User	45	666.09	682.74
16322PA0040008	Rating Area 6	Tobacco User/Non-Tobacco User	46	691.92	709.22
16322PA0040008	Rating Area 6	Tobacco User/Non-Tobacco User	47	720.98	739.01
16322PA0040008	Rating Area 6	Tobacco User/Non-Tobacco User	48	754.19	773.05
16322PA0040008	Rating Area 6	Tobacco User/Non-Tobacco User	49	786.94	806.62
16322PA0040008	Rating Area 6	Tobacco User/Non-Tobacco User	50	823.85	844.44
16322PA0040008	Rating Area 6	Tobacco User/Non-Tobacco User	51	860.29	881.79
16322PA0040008	Rating Area 6	Tobacco User/Non-Tobacco User	52	900.42	922.93
16322PA0040008	Rating Area 6	Tobacco User/Non-Tobacco User	53	941.01	964.54
16322PA0040008	Rating Area 6	Tobacco User/Non-Tobacco User	54	984.83	1009.45
16322PA0040008	Rating Area 6	Tobacco User/Non-Tobacco User	55	1028.65	1054.37
16322PA0040008	Rating Area 6	Tobacco User/Non-Tobacco User	56	1076.17	1103.07
16322PA0040008	Rating Area 6	Tobacco User/Non-Tobacco User	57	1124.14	1152.24
16322PA0040008	Rating Area 6	Tobacco User/Non-Tobacco User	58	1175.34	1204.72
16322PA0040008	Rating Area 6	Tobacco User/Non-Tobacco User	59	1200.71	1230.73
16322PA0040008	Rating Area 6	Tobacco User/Non-Tobacco User	60	1251.91	1283.21
16322PA0040008	Rating Area 6	Tobacco User/Non-Tobacco User	61	1296.20	1328.60
16322PA0040008	Rating Area 6	Tobacco User/Non-Tobacco User	62	1325.26	1358.39
16322PA0040008	Rating Area 6	Tobacco User/Non-Tobacco User	63	1361.70	1395.74
16322PA0040008	Rating Area 6	Tobacco User/Non-Tobacco User	64 and over	1383.84	1418.44
16322PA0040010	Rating Area 1	Tobacco User/Non-Tobacco User	0-14	278.65	278.65
16322PA0040010	Rating Area 1	Tobacco User/Non-Tobacco User	15	303.42	303.42
16322PA0040010	Rating Area 1	Tobacco User/Non-Tobacco User	16	312.89	312.89
16322PA0040010	Rating Area 1	Tobacco User/Non-Tobacco User	17	322.36	322.36
16322PA0040010	Rating Area 1	Tobacco User/Non-Tobacco User	18	332.56	340.87
16322PA0040010	Rating Area 1	Tobacco User/Non-Tobacco User	19	342.76	351.33
16322PA0040010	Rating Area 1	Tobacco User/Non-Tobacco User	20	353.32	362.16
16322PA0040010	Rating Area 1	Tobacco User/Non-Tobacco User	21	364.25	373.36
16322PA0040010	Rating Area 1	Tobacco User/Non-Tobacco User	22	364.25	373.36
16322PA0040010	Rating Area 1	Tobacco User/Non-Tobacco User	23	364.25	373.36
16322PA0040010	Rating Area 1	Tobacco User/Non-Tobacco User	24	364.25	373.36
16322PA0040010	Rating Area 1	Tobacco User/Non-Tobacco User	25	365.71	374.85
16322PA0040010	Rating Area 1	Tobacco User/Non-Tobacco User	26	372.99	382.32
16322PA0040010	Rating Area 1	Tobacco User/Non-Tobacco User	27	381.73	391.28
16322PA0040010	Rating Area 1	Tobacco User/Non-Tobacco User	28	395.94	405.84
16322PA0040010	Rating Area 1	Tobacco User/Non-Tobacco User	29	407.60	417.79
16322PA0040010	Rating Area 1	Tobacco User/Non-Tobacco User	30	413.42	423.76
16322PA0040010	Rating Area 1	Tobacco User/Non-Tobacco User	31	422.17	432.72
16322PA0040010	Rating Area 1	Tobacco User/Non-Tobacco User	32	430.91	441.68
16322PA0040010	Rating Area 1	Tobacco User/Non-Tobacco User	33	436.37	447.28
16322PA0040010	Rating Area 1	Tobacco User/Non-Tobacco User	34	442.20	453.25
16322PA0040010	Rating Area 1	Tobacco User/Non-Tobacco User	35	445.11	456.24
16322PA0040010	Rating Area 1	Tobacco User/Non-Tobacco User	36	448.03	459.23
16322PA0040010	Rating Area 1	Tobacco User/Non-Tobacco User	37	450.94	462.22
16322PA0040010	Rating Area 1	Tobacco User/Non-Tobacco User	38	453.86	465.20
16322PA0040010	Rating Area 1	Tobacco User/Non-Tobacco User	39	459.68	471.18
16322PA0040010	Rating Area 1	Tobacco User/Non-Tobacco User	40	465.51	477.15
16322PA0040010	Rating Area 1	Tobacco User/Non-Tobacco User	41	474.25	486.11
16322PA0040010	Rating Area 1	Tobacco User/Non-Tobacco User	42	482.63	494.70
16322PA0040010	Rating Area 1	Tobacco User/Non-Tobacco User	43	494.29	506.64
16322PA0040010	Rating Area 1	Tobacco User/Non-Tobacco User	44	508.86	521.58
16322PA0040010	Rating Area 1	Tobacco User/Non-Tobacco User	45	525.98	539.13
16322PA0040010	Rating Area 1	Tobacco User/Non-Tobacco User	46	546.38	560.03
16322PA0040010	Rating Area 1	Tobacco User/Non-Tobacco User	47	569.32	583.56
16322PA0040010	Rating Area 1	Tobacco User/Non-Tobacco User	48	595.55	610.44
16322PA0040010	Rating Area 1	Tobacco User/Non-Tobacco User	49	621.41	636.95
16322PA0040010	Rating Area 1	Tobacco User/Non-Tobacco User	50	650.55	666.81
16322PA0040010	Rating Area 1	Tobacco User/Non-Tobacco User	51	679.33	696.31
16322PA0040010	Rating Area 1	Tobacco User/Non-Tobacco User	52	711.02	728.79
16322PA0040010	Rating Area 1	Tobacco User/Non-Tobacco User	53	743.07	761.65
16322PA0040010	Rating Area 1	Tobacco User/Non-Tobacco User	54	777.67	797.12
16322PA0040010	Rating Area 1	Tobacco User/Non-Tobacco User	55	812.28	832.58
16322PA0040010	Rating Area 1	Tobacco User/Non-Tobacco User	56	849.80	871.04
16322PA0040010	Rating Area 1	Tobacco User/Non-Tobacco User	57	887.68	909.87
16322PA0040010	Rating Area 1	Tobacco User/Non-Tobacco User	58	928.11	951.31
16322PA0040010	Rating Area 1	Tobacco User/Non-Tobacco User	59	948.14	971.85
16322PA0040010	Rating Area 1	Tobacco User/Non-Tobacco User	60	988.57	1013.29
16322PA0040010	Rating Area 1	Tobacco User/Non-Tobacco User	61	1023.54	1049.13
16322PA0040010	Rating Area 1	Tobacco User/Non-Tobacco User	62	1046.49	1072.65
16322PA0040010	Rating Area 1	Tobacco User/Non-Tobacco User	63	1075.27	1102.15
16322PA0040010	Rating Area 1	Tobacco User/Non-Tobacco User	64 and over	1092.75	1120.07
16322PA0040010	Rating Area 2	Tobacco User/Non-Tobacco User	0-14	278.65	278.65
16322PA0040010	Rating Area 2	Tobacco User/Non-Tobacco User	15	303.42	303.42
16322PA0040010	Rating Area 2	Tobacco User/Non-Tobacco User	16	312.89	312.89
16322PA0040010	Rating Area 2	Tobacco User/Non-Tobacco User	17	322.36	322.36
16322PA0040010	Rating Area 2	Tobacco User/Non-Tobacco User	18	332.56	340.87

16322PA0040010	Rating Area 2	Tobacco User/Non-Tobacco User	19	342.76	351.33
16322PA0040010	Rating Area 2	Tobacco User/Non-Tobacco User	20	353.32	362.16
16322PA0040010	Rating Area 2	Tobacco User/Non-Tobacco User	21	364.25	373.36
16322PA0040010	Rating Area 2	Tobacco User/Non-Tobacco User	22	364.25	373.36
16322PA0040010	Rating Area 2	Tobacco User/Non-Tobacco User	23	364.25	373.36
16322PA0040010	Rating Area 2	Tobacco User/Non-Tobacco User	24	364.25	373.36
16322PA0040010	Rating Area 2	Tobacco User/Non-Tobacco User	25	365.71	374.85
16322PA0040010	Rating Area 2	Tobacco User/Non-Tobacco User	26	372.99	382.32
16322PA0040010	Rating Area 2	Tobacco User/Non-Tobacco User	27	381.73	391.28
16322PA0040010	Rating Area 2	Tobacco User/Non-Tobacco User	28	395.94	405.84
16322PA0040010	Rating Area 2	Tobacco User/Non-Tobacco User	29	407.60	417.79
16322PA0040010	Rating Area 2	Tobacco User/Non-Tobacco User	30	413.42	423.76
16322PA0040010	Rating Area 2	Tobacco User/Non-Tobacco User	31	422.17	432.72
16322PA0040010	Rating Area 2	Tobacco User/Non-Tobacco User	32	430.91	441.68
16322PA0040010	Rating Area 2	Tobacco User/Non-Tobacco User	33	436.37	447.28
16322PA0040010	Rating Area 2	Tobacco User/Non-Tobacco User	34	442.20	453.25
16322PA0040010	Rating Area 2	Tobacco User/Non-Tobacco User	35	445.11	456.24
16322PA0040010	Rating Area 2	Tobacco User/Non-Tobacco User	36	448.03	459.23
16322PA0040010	Rating Area 2	Tobacco User/Non-Tobacco User	37	450.94	462.22
16322PA0040010	Rating Area 2	Tobacco User/Non-Tobacco User	38	453.86	465.20
16322PA0040010	Rating Area 2	Tobacco User/Non-Tobacco User	39	459.68	471.18
16322PA0040010	Rating Area 2	Tobacco User/Non-Tobacco User	40	465.51	477.15
16322PA0040010	Rating Area 2	Tobacco User/Non-Tobacco User	41	474.25	486.11
16322PA0040010	Rating Area 2	Tobacco User/Non-Tobacco User	42	482.63	494.70
16322PA0040010	Rating Area 2	Tobacco User/Non-Tobacco User	43	494.29	506.64
16322PA0040010	Rating Area 2	Tobacco User/Non-Tobacco User	44	508.86	521.58
16322PA0040010	Rating Area 2	Tobacco User/Non-Tobacco User	45	525.98	539.13
16322PA0040010	Rating Area 2	Tobacco User/Non-Tobacco User	46	546.38	560.03
16322PA0040010	Rating Area 2	Tobacco User/Non-Tobacco User	47	569.32	583.56
16322PA0040010	Rating Area 2	Tobacco User/Non-Tobacco User	48	595.55	610.44
16322PA0040010	Rating Area 2	Tobacco User/Non-Tobacco User	49	621.41	636.95
16322PA0040010	Rating Area 2	Tobacco User/Non-Tobacco User	50	650.55	666.81
16322PA0040010	Rating Area 2	Tobacco User/Non-Tobacco User	51	679.33	696.31
16322PA0040010	Rating Area 2	Tobacco User/Non-Tobacco User	52	711.02	728.79
16322PA0040010	Rating Area 2	Tobacco User/Non-Tobacco User	53	743.07	761.65
16322PA0040010	Rating Area 2	Tobacco User/Non-Tobacco User	54	777.67	797.12
16322PA0040010	Rating Area 2	Tobacco User/Non-Tobacco User	55	812.28	832.58
16322PA0040010	Rating Area 2	Tobacco User/Non-Tobacco User	56	849.80	871.04
16322PA0040010	Rating Area 2	Tobacco User/Non-Tobacco User	57	887.68	909.87
16322PA0040010	Rating Area 2	Tobacco User/Non-Tobacco User	58	928.11	951.31
16322PA0040010	Rating Area 2	Tobacco User/Non-Tobacco User	59	948.14	971.85
16322PA0040010	Rating Area 2	Tobacco User/Non-Tobacco User	60	988.57	1013.29
16322PA0040010	Rating Area 2	Tobacco User/Non-Tobacco User	61	1023.54	1049.13
16322PA0040010	Rating Area 2	Tobacco User/Non-Tobacco User	62	1046.49	1072.65
16322PA0040010	Rating Area 2	Tobacco User/Non-Tobacco User	63	1075.27	1102.15
16322PA0040010	Rating Area 2	Tobacco User/Non-Tobacco User	64 and over	1092.75	1120.07
16322PA0040010	Rating Area 4	Tobacco User/Non-Tobacco User	0-14	278.65	278.65
16322PA0040010	Rating Area 4	Tobacco User/Non-Tobacco User	15	303.42	303.42
16322PA0040010	Rating Area 4	Tobacco User/Non-Tobacco User	16	312.89	312.89
16322PA0040010	Rating Area 4	Tobacco User/Non-Tobacco User	17	322.36	322.36
16322PA0040010	Rating Area 4	Tobacco User/Non-Tobacco User	18	332.56	340.87
16322PA0040010	Rating Area 4	Tobacco User/Non-Tobacco User	19	342.76	351.33
16322PA0040010	Rating Area 4	Tobacco User/Non-Tobacco User	20	353.32	362.16
16322PA0040010	Rating Area 4	Tobacco User/Non-Tobacco User	21	364.25	373.36
16322PA0040010	Rating Area 4	Tobacco User/Non-Tobacco User	22	364.25	373.36
16322PA0040010	Rating Area 4	Tobacco User/Non-Tobacco User	23	364.25	373.36
16322PA0040010	Rating Area 4	Tobacco User/Non-Tobacco User	24	364.25	373.36
16322PA0040010	Rating Area 4	Tobacco User/Non-Tobacco User	25	365.71	374.85
16322PA0040010	Rating Area 4	Tobacco User/Non-Tobacco User	26	372.99	382.32
16322PA0040010	Rating Area 4	Tobacco User/Non-Tobacco User	27	381.73	391.28
16322PA0040010	Rating Area 4	Tobacco User/Non-Tobacco User	28	395.94	405.84
16322PA0040010	Rating Area 4	Tobacco User/Non-Tobacco User	29	407.60	417.79
16322PA0040010	Rating Area 4	Tobacco User/Non-Tobacco User	30	413.42	423.76
16322PA0040010	Rating Area 4	Tobacco User/Non-Tobacco User	31	422.17	432.72
16322PA0040010	Rating Area 4	Tobacco User/Non-Tobacco User	32	430.91	441.68
16322PA0040010	Rating Area 4	Tobacco User/Non-Tobacco User	33	436.37	447.28
16322PA0040010	Rating Area 4	Tobacco User/Non-Tobacco User	34	442.20	453.25
16322PA0040010	Rating Area 4	Tobacco User/Non-Tobacco User	35	445.11	456.24
16322PA0040010	Rating Area 4	Tobacco User/Non-Tobacco User	36	448.03	459.23
16322PA0040010	Rating Area 4	Tobacco User/Non-Tobacco User	37	450.94	462.22
16322PA0040010	Rating Area 4	Tobacco User/Non-Tobacco User	38	453.86	465.20
16322PA0040010	Rating Area 4	Tobacco User/Non-Tobacco User	39	459.68	471.18
16322PA0040010	Rating Area 4	Tobacco User/Non-Tobacco User	40	465.51	477.15
16322PA0040010	Rating Area 4	Tobacco User/Non-Tobacco User	41	474.25	486.11
16322PA0040010	Rating Area 4	Tobacco User/Non-Tobacco User	42	482.63	494.70
16322PA0040010	Rating Area 4	Tobacco User/Non-Tobacco User	43	494.29	506.64
16322PA0040010	Rating Area 4	Tobacco User/Non-Tobacco User	44	508.86	521.58
16322PA0040010	Rating Area 4	Tobacco User/Non-Tobacco User	45	525.98	539.13
16322PA0040010	Rating Area 4	Tobacco User/Non-Tobacco User	46	546.38	560.03
16322PA0040010	Rating Area 4	Tobacco User/Non-Tobacco User	47	569.32	583.56
16322PA0040010	Rating Area 4	Tobacco User/Non-Tobacco User	48	595.55	610.44
16322PA0040010	Rating Area 4	Tobacco User/Non-Tobacco User	49	621.41	636.95
16322PA0040010	Rating Area 4	Tobacco User/Non-Tobacco User	50	650.55	666.81
16322PA0040010	Rating Area 4	Tobacco User/Non-Tobacco User	51	679.33	696.31
16322PA0040010	Rating Area 4	Tobacco User/Non-Tobacco User	52	711.02	728.79
16322PA0040010	Rating Area 4	Tobacco User/Non-Tobacco User	53	743.07	761.65
16322PA0040010	Rating Area 4	Tobacco User/Non-Tobacco User	54	777.67	797.12
16322PA0040010	Rating Area 4	Tobacco User/Non-Tobacco User	55	812.28	832.58
16322PA0040010	Rating Area 4	Tobacco User/Non-Tobacco User	56	849.80	871.04
16322PA0040010	Rating Area 4	Tobacco User/Non-Tobacco User	57	887.68	909.87
16322PA0040010	Rating Area 4	Tobacco User/Non-Tobacco User	58	928.11	951.31
16322PA0040010	Rating Area 4	Tobacco User/Non-Tobacco User	59	948.14	971.85
16322PA0040010	Rating Area 4	Tobacco User/Non-Tobacco User	60	988.57	1013.29
16322PA0040010	Rating Area 4	Tobacco User/Non-Tobacco User	61	1023.54	1049.13
16322PA0040010	Rating Area 4	Tobacco User/Non-Tobacco User	62	1046.49	1072.65
16322PA0040010	Rating Area 4	Tobacco User/Non-Tobacco User	63	1075.27	1102.15
16322PA0040010	Rating Area 4	Tobacco User/Non-Tobacco User	64 and over	1092.75	1120.07
16322PA0040010	Rating Area 5	Tobacco User/Non-Tobacco User	0-14	278.65	278.65
16322PA0040010	Rating Area 5	Tobacco User/Non-Tobacco User	15	303.42	303.42
16322PA0040010	Rating Area 5	Tobacco User/Non-Tobacco User	16	312.89	312.89
16322PA0040010	Rating Area 5	Tobacco User/Non-Tobacco User	17	322.36	322.36
16322PA0040010	Rating Area 5	Tobacco User/Non-Tobacco User	18	332.56	340.87
16322PA0040010	Rating Area 5	Tobacco User/Non-Tobacco User	19	342.76	351.33
16322PA0040010	Rating Area 5	Tobacco User/Non-Tobacco User	20	353.32	362.16
16322PA0040010	Rating Area 5	Tobacco User/Non-Tobacco User	21	364.25	373.36

16322PA0040010	Rating Area 5	Tobacco User/Non-Tobacco User	22	364.25	373.36
16322PA0040010	Rating Area 5	Tobacco User/Non-Tobacco User	23	364.25	373.36
16322PA0040010	Rating Area 5	Tobacco User/Non-Tobacco User	24	364.25	373.36
16322PA0040010	Rating Area 5	Tobacco User/Non-Tobacco User	25	365.71	374.85
16322PA0040010	Rating Area 5	Tobacco User/Non-Tobacco User	26	372.99	382.32
16322PA0040010	Rating Area 5	Tobacco User/Non-Tobacco User	27	381.73	391.28
16322PA0040010	Rating Area 5	Tobacco User/Non-Tobacco User	28	395.94	405.84
16322PA0040010	Rating Area 5	Tobacco User/Non-Tobacco User	29	407.60	417.79
16322PA0040010	Rating Area 5	Tobacco User/Non-Tobacco User	30	413.42	423.76
16322PA0040010	Rating Area 5	Tobacco User/Non-Tobacco User	31	422.17	432.72
16322PA0040010	Rating Area 5	Tobacco User/Non-Tobacco User	32	430.91	441.68
16322PA0040010	Rating Area 5	Tobacco User/Non-Tobacco User	33	436.37	447.28
16322PA0040010	Rating Area 5	Tobacco User/Non-Tobacco User	34	442.20	453.25
16322PA0040010	Rating Area 5	Tobacco User/Non-Tobacco User	35	445.11	456.24
16322PA0040010	Rating Area 5	Tobacco User/Non-Tobacco User	36	448.03	459.23
16322PA0040010	Rating Area 5	Tobacco User/Non-Tobacco User	37	450.94	462.22
16322PA0040010	Rating Area 5	Tobacco User/Non-Tobacco User	38	453.86	465.20
16322PA0040010	Rating Area 5	Tobacco User/Non-Tobacco User	39	459.68	471.18
16322PA0040010	Rating Area 5	Tobacco User/Non-Tobacco User	40	465.51	477.15
16322PA0040010	Rating Area 5	Tobacco User/Non-Tobacco User	41	474.25	486.11
16322PA0040010	Rating Area 5	Tobacco User/Non-Tobacco User	42	482.63	494.70
16322PA0040010	Rating Area 5	Tobacco User/Non-Tobacco User	43	494.29	506.64
16322PA0040010	Rating Area 5	Tobacco User/Non-Tobacco User	44	508.86	521.58
16322PA0040010	Rating Area 5	Tobacco User/Non-Tobacco User	45	525.98	539.13
16322PA0040010	Rating Area 5	Tobacco User/Non-Tobacco User	46	546.38	560.03
16322PA0040010	Rating Area 5	Tobacco User/Non-Tobacco User	47	569.32	583.56
16322PA0040010	Rating Area 5	Tobacco User/Non-Tobacco User	48	595.55	610.44
16322PA0040010	Rating Area 5	Tobacco User/Non-Tobacco User	49	621.41	636.95
16322PA0040010	Rating Area 5	Tobacco User/Non-Tobacco User	50	650.55	666.81
16322PA0040010	Rating Area 5	Tobacco User/Non-Tobacco User	51	679.33	696.31
16322PA0040010	Rating Area 5	Tobacco User/Non-Tobacco User	52	711.02	728.79
16322PA0040010	Rating Area 5	Tobacco User/Non-Tobacco User	53	743.07	761.65
16322PA0040010	Rating Area 5	Tobacco User/Non-Tobacco User	54	777.67	797.12
16322PA0040010	Rating Area 5	Tobacco User/Non-Tobacco User	55	812.28	832.58
16322PA0040010	Rating Area 5	Tobacco User/Non-Tobacco User	56	849.80	871.04
16322PA0040010	Rating Area 5	Tobacco User/Non-Tobacco User	57	887.68	909.87
16322PA0040010	Rating Area 5	Tobacco User/Non-Tobacco User	58	928.11	951.31
16322PA0040010	Rating Area 5	Tobacco User/Non-Tobacco User	59	948.14	971.85
16322PA0040010	Rating Area 5	Tobacco User/Non-Tobacco User	60	988.57	1013.29
16322PA0040010	Rating Area 5	Tobacco User/Non-Tobacco User	61	1023.54	1049.13
16322PA0040010	Rating Area 5	Tobacco User/Non-Tobacco User	62	1046.49	1072.65
16322PA0040010	Rating Area 5	Tobacco User/Non-Tobacco User	63	1075.27	1102.15
16322PA0040010	Rating Area 5	Tobacco User/Non-Tobacco User	64 and over	1092.75	1120.07
16322PA0040010	Rating Area 6	Tobacco User/Non-Tobacco User	0-14	375.29	375.29
16322PA0040010	Rating Area 6	Tobacco User/Non-Tobacco User	15	408.65	408.65
16322PA0040010	Rating Area 6	Tobacco User/Non-Tobacco User	16	421.41	421.41
16322PA0040010	Rating Area 6	Tobacco User/Non-Tobacco User	17	434.16	434.16
16322PA0040010	Rating Area 6	Tobacco User/Non-Tobacco User	18	447.90	459.10
16322PA0040010	Rating Area 6	Tobacco User/Non-Tobacco User	19	461.64	473.18
16322PA0040010	Rating Area 6	Tobacco User/Non-Tobacco User	20	475.86	487.76
16322PA0040010	Rating Area 6	Tobacco User/Non-Tobacco User	21	490.58	502.84
16322PA0040010	Rating Area 6	Tobacco User/Non-Tobacco User	22	490.58	502.84
16322PA0040010	Rating Area 6	Tobacco User/Non-Tobacco User	23	490.58	502.84
16322PA0040010	Rating Area 6	Tobacco User/Non-Tobacco User	24	490.58	502.84
16322PA0040010	Rating Area 6	Tobacco User/Non-Tobacco User	25	492.54	504.86
16322PA0040010	Rating Area 6	Tobacco User/Non-Tobacco User	26	502.35	514.91
16322PA0040010	Rating Area 6	Tobacco User/Non-Tobacco User	27	514.13	526.98
16322PA0040010	Rating Area 6	Tobacco User/Non-Tobacco User	28	533.26	546.59
16322PA0040010	Rating Area 6	Tobacco User/Non-Tobacco User	29	548.96	562.68
16322PA0040010	Rating Area 6	Tobacco User/Non-Tobacco User	30	556.81	570.73
16322PA0040010	Rating Area 6	Tobacco User/Non-Tobacco User	31	568.58	582.80
16322PA0040010	Rating Area 6	Tobacco User/Non-Tobacco User	32	580.36	594.87
16322PA0040010	Rating Area 6	Tobacco User/Non-Tobacco User	33	587.71	602.41
16322PA0040010	Rating Area 6	Tobacco User/Non-Tobacco User	34	595.56	610.45
16322PA0040010	Rating Area 6	Tobacco User/Non-Tobacco User	35	599.49	614.48
16322PA0040010	Rating Area 6	Tobacco User/Non-Tobacco User	36	603.41	618.50
16322PA0040010	Rating Area 6	Tobacco User/Non-Tobacco User	37	607.34	622.52
16322PA0040010	Rating Area 6	Tobacco User/Non-Tobacco User	38	611.26	626.54
16322PA0040010	Rating Area 6	Tobacco User/Non-Tobacco User	39	619.11	634.59
16322PA0040010	Rating Area 6	Tobacco User/Non-Tobacco User	40	626.96	642.64
16322PA0040010	Rating Area 6	Tobacco User/Non-Tobacco User	41	638.74	654.70
16322PA0040010	Rating Area 6	Tobacco User/Non-Tobacco User	42	650.02	666.27
16322PA0040010	Rating Area 6	Tobacco User/Non-Tobacco User	43	665.72	682.36
16322PA0040010	Rating Area 6	Tobacco User/Non-Tobacco User	44	685.34	702.47
16322PA0040010	Rating Area 6	Tobacco User/Non-Tobacco User	45	708.40	726.11
16322PA0040010	Rating Area 6	Tobacco User/Non-Tobacco User	46	735.87	754.27
16322PA0040010	Rating Area 6	Tobacco User/Non-Tobacco User	47	766.78	785.95
16322PA0040010	Rating Area 6	Tobacco User/Non-Tobacco User	48	802.10	822.15
16322PA0040010	Rating Area 6	Tobacco User/Non-Tobacco User	49	836.93	857.85
16322PA0040010	Rating Area 6	Tobacco User/Non-Tobacco User	50	876.18	898.08
16322PA0040010	Rating Area 6	Tobacco User/Non-Tobacco User	51	914.93	937.80
16322PA0040010	Rating Area 6	Tobacco User/Non-Tobacco User	52	957.61	981.55
16322PA0040010	Rating Area 6	Tobacco User/Non-Tobacco User	53	1000.78	1025.80
16322PA0040010	Rating Area 6	Tobacco User/Non-Tobacco User	54	1047.39	1073.57
16322PA0040010	Rating Area 6	Tobacco User/Non-Tobacco User	55	1093.99	1121.34
16322PA0040010	Rating Area 6	Tobacco User/Non-Tobacco User	56	1144.52	1173.14
16322PA0040010	Rating Area 6	Tobacco User/Non-Tobacco User	57	1195.54	1225.43
16322PA0040010	Rating Area 6	Tobacco User/Non-Tobacco User	58	1250.00	1281.25
16322PA0040010	Rating Area 6	Tobacco User/Non-Tobacco User	59	1276.98	1308.90
16322PA0040010	Rating Area 6	Tobacco User/Non-Tobacco User	60	1331.43	1364.72
16322PA0040010	Rating Area 6	Tobacco User/Non-Tobacco User	61	1378.53	1412.99
16322PA0040010	Rating Area 6	Tobacco User/Non-Tobacco User	62	1409.44	1444.67
16322PA0040010	Rating Area 6	Tobacco User/Non-Tobacco User	63	1448.19	1484.40
16322PA0040010	Rating Area 6	Tobacco User/Non-Tobacco User	64 and over	1471.74	1508.53
16322PA0040012	Rating Area 1	Tobacco User/Non-Tobacco User	0-14	488.36	488.36
16322PA0040012	Rating Area 1	Tobacco User/Non-Tobacco User	15	531.77	531.77
16322PA0040012	Rating Area 1	Tobacco User/Non-Tobacco User	16	548.37	548.37
16322PA0040012	Rating Area 1	Tobacco User/Non-Tobacco User	17	564.97	564.97
16322PA0040012	Rating Area 1	Tobacco User/Non-Tobacco User	18	582.84	597.41
16322PA0040012	Rating Area 1	Tobacco User/Non-Tobacco User	19	600.72	615.73
16322PA0040012	Rating Area 1	Tobacco User/Non-Tobacco User	20	619.23	634.71
16322PA0040012	Rating Area 1	Tobacco User/Non-Tobacco User	21	638.38	654.34
16322PA0040012	Rating Area 1	Tobacco User/Non-Tobacco User	22	638.38	654.34
16322PA0040012	Rating Area 1	Tobacco User/Non-Tobacco User	23	638.38	654.34
16322PA0040012	Rating Area 1	Tobacco User/Non-Tobacco User	24	638.38	654.34

16322PA0040012	Rating Area 1	Tobacco User/Non-Tobacco User	25	640.93	656.96
16322PA0040012	Rating Area 1	Tobacco User/Non-Tobacco User	26	653.70	670.04
16322PA0040012	Rating Area 1	Tobacco User/Non-Tobacco User	27	669.02	685.75
16322PA0040012	Rating Area 1	Tobacco User/Non-Tobacco User	28	693.92	711.27
16322PA0040012	Rating Area 1	Tobacco User/Non-Tobacco User	29	714.35	732.21
16322PA0040012	Rating Area 1	Tobacco User/Non-Tobacco User	30	724.56	742.68
16322PA0040012	Rating Area 1	Tobacco User/Non-Tobacco User	31	739.88	758.38
16322PA0040012	Rating Area 1	Tobacco User/Non-Tobacco User	32	755.20	774.08
16322PA0040012	Rating Area 1	Tobacco User/Non-Tobacco User	33	764.78	783.90
16322PA0040012	Rating Area 1	Tobacco User/Non-Tobacco User	34	774.99	794.37
16322PA0040012	Rating Area 1	Tobacco User/Non-Tobacco User	35	780.10	799.60
16322PA0040012	Rating Area 1	Tobacco User/Non-Tobacco User	36	785.21	804.84
16322PA0040012	Rating Area 1	Tobacco User/Non-Tobacco User	37	790.31	810.07
16322PA0040012	Rating Area 1	Tobacco User/Non-Tobacco User	38	795.42	815.31
16322PA0040012	Rating Area 1	Tobacco User/Non-Tobacco User	39	805.64	825.78
16322PA0040012	Rating Area 1	Tobacco User/Non-Tobacco User	40	815.85	836.25
16322PA0040012	Rating Area 1	Tobacco User/Non-Tobacco User	41	831.17	851.95
16322PA0040012	Rating Area 1	Tobacco User/Non-Tobacco User	42	845.85	867.00
16322PA0040012	Rating Area 1	Tobacco User/Non-Tobacco User	43	866.28	887.94
16322PA0040012	Rating Area 1	Tobacco User/Non-Tobacco User	44	891.82	914.11
16322PA0040012	Rating Area 1	Tobacco User/Non-Tobacco User	45	921.82	944.87
16322PA0040012	Rating Area 1	Tobacco User/Non-Tobacco User	46	957.57	981.51
16322PA0040012	Rating Area 1	Tobacco User/Non-Tobacco User	47	997.79	1022.73
16322PA0040012	Rating Area 1	Tobacco User/Non-Tobacco User	48	1043.75	1069.85
16322PA0040012	Rating Area 1	Tobacco User/Non-Tobacco User	49	1089.08	1116.30
16322PA0040012	Rating Area 1	Tobacco User/Non-Tobacco User	50	1140.15	1168.65
16322PA0040012	Rating Area 1	Tobacco User/Non-Tobacco User	51	1190.58	1220.34
16322PA0040012	Rating Area 1	Tobacco User/Non-Tobacco User	52	1246.12	1277.27
16322PA0040012	Rating Area 1	Tobacco User/Non-Tobacco User	53	1302.30	1334.85
16322PA0040012	Rating Area 1	Tobacco User/Non-Tobacco User	54	1362.94	1397.01
16322PA0040012	Rating Area 1	Tobacco User/Non-Tobacco User	55	1423.59	1459.18
16322PA0040012	Rating Area 1	Tobacco User/Non-Tobacco User	56	1489.34	1526.57
16322PA0040012	Rating Area 1	Tobacco User/Non-Tobacco User	57	1555.73	1594.63
16322PA0040012	Rating Area 1	Tobacco User/Non-Tobacco User	58	1626.59	1667.26
16322PA0040012	Rating Area 1	Tobacco User/Non-Tobacco User	59	1661.70	1703.25
16322PA0040012	Rating Area 1	Tobacco User/Non-Tobacco User	60	1732.56	1775.88
16322PA0040012	Rating Area 1	Tobacco User/Non-Tobacco User	61	1793.85	1838.69
16322PA0040012	Rating Area 1	Tobacco User/Non-Tobacco User	62	1834.07	1879.92
16322PA0040012	Rating Area 1	Tobacco User/Non-Tobacco User	63	1884.50	1931.61
16322PA0040012	Rating Area 1	Tobacco User/Non-Tobacco User	64 and over	1915.14	1963.02
16322PA0040012	Rating Area 2	Tobacco User/Non-Tobacco User	0-14	488.36	488.36
16322PA0040012	Rating Area 2	Tobacco User/Non-Tobacco User	15	531.77	531.77
16322PA0040012	Rating Area 2	Tobacco User/Non-Tobacco User	16	548.37	548.37
16322PA0040012	Rating Area 2	Tobacco User/Non-Tobacco User	17	564.97	564.97
16322PA0040012	Rating Area 2	Tobacco User/Non-Tobacco User	18	582.84	597.41
16322PA0040012	Rating Area 2	Tobacco User/Non-Tobacco User	19	600.72	615.73
16322PA0040012	Rating Area 2	Tobacco User/Non-Tobacco User	20	619.23	634.71
16322PA0040012	Rating Area 2	Tobacco User/Non-Tobacco User	21	638.38	654.34
16322PA0040012	Rating Area 2	Tobacco User/Non-Tobacco User	22	638.38	654.34
16322PA0040012	Rating Area 2	Tobacco User/Non-Tobacco User	23	638.38	654.34
16322PA0040012	Rating Area 2	Tobacco User/Non-Tobacco User	24	638.38	654.34
16322PA0040012	Rating Area 2	Tobacco User/Non-Tobacco User	25	640.93	656.96
16322PA0040012	Rating Area 2	Tobacco User/Non-Tobacco User	26	653.70	670.04
16322PA0040012	Rating Area 2	Tobacco User/Non-Tobacco User	27	669.02	685.75
16322PA0040012	Rating Area 2	Tobacco User/Non-Tobacco User	28	693.92	711.27
16322PA0040012	Rating Area 2	Tobacco User/Non-Tobacco User	29	714.35	732.21
16322PA0040012	Rating Area 2	Tobacco User/Non-Tobacco User	30	724.56	742.68
16322PA0040012	Rating Area 2	Tobacco User/Non-Tobacco User	31	739.88	758.38
16322PA0040012	Rating Area 2	Tobacco User/Non-Tobacco User	32	755.20	774.08
16322PA0040012	Rating Area 2	Tobacco User/Non-Tobacco User	33	764.78	783.90
16322PA0040012	Rating Area 2	Tobacco User/Non-Tobacco User	34	774.99	794.37
16322PA0040012	Rating Area 2	Tobacco User/Non-Tobacco User	35	780.10	799.60
16322PA0040012	Rating Area 2	Tobacco User/Non-Tobacco User	36	785.21	804.84
16322PA0040012	Rating Area 2	Tobacco User/Non-Tobacco User	37	790.31	810.07
16322PA0040012	Rating Area 2	Tobacco User/Non-Tobacco User	38	795.42	815.31
16322PA0040012	Rating Area 2	Tobacco User/Non-Tobacco User	39	805.64	825.78
16322PA0040012	Rating Area 2	Tobacco User/Non-Tobacco User	40	815.85	836.25
16322PA0040012	Rating Area 2	Tobacco User/Non-Tobacco User	41	831.17	851.95
16322PA0040012	Rating Area 2	Tobacco User/Non-Tobacco User	42	845.85	867.00
16322PA0040012	Rating Area 2	Tobacco User/Non-Tobacco User	43	866.28	887.94
16322PA0040012	Rating Area 2	Tobacco User/Non-Tobacco User	44	891.82	914.11
16322PA0040012	Rating Area 2	Tobacco User/Non-Tobacco User	45	921.82	944.87
16322PA0040012	Rating Area 2	Tobacco User/Non-Tobacco User	46	957.57	981.51
16322PA0040012	Rating Area 2	Tobacco User/Non-Tobacco User	47	997.79	1022.73
16322PA0040012	Rating Area 2	Tobacco User/Non-Tobacco User	48	1043.75	1069.85
16322PA0040012	Rating Area 2	Tobacco User/Non-Tobacco User	49	1089.08	1116.30
16322PA0040012	Rating Area 2	Tobacco User/Non-Tobacco User	50	1140.15	1168.65
16322PA0040012	Rating Area 2	Tobacco User/Non-Tobacco User	51	1190.58	1220.34
16322PA0040012	Rating Area 2	Tobacco User/Non-Tobacco User	52	1246.12	1277.27
16322PA0040012	Rating Area 2	Tobacco User/Non-Tobacco User	53	1302.30	1334.85
16322PA0040012	Rating Area 2	Tobacco User/Non-Tobacco User	54	1362.94	1397.01
16322PA0040012	Rating Area 2	Tobacco User/Non-Tobacco User	55	1423.59	1459.18
16322PA0040012	Rating Area 2	Tobacco User/Non-Tobacco User	56	1489.34	1526.57
16322PA0040012	Rating Area 2	Tobacco User/Non-Tobacco User	57	1555.73	1594.63
16322PA0040012	Rating Area 2	Tobacco User/Non-Tobacco User	58	1626.59	1667.26
16322PA0040012	Rating Area 2	Tobacco User/Non-Tobacco User	59	1661.70	1703.25
16322PA0040012	Rating Area 2	Tobacco User/Non-Tobacco User	60	1732.56	1775.88
16322PA0040012	Rating Area 2	Tobacco User/Non-Tobacco User	61	1793.85	1838.69
16322PA0040012	Rating Area 2	Tobacco User/Non-Tobacco User	62	1834.07	1879.92
16322PA0040012	Rating Area 2	Tobacco User/Non-Tobacco User	63	1884.50	1931.61
16322PA0040012	Rating Area 2	Tobacco User/Non-Tobacco User	64 and over	1915.14	1963.02
16322PA0040012	Rating Area 4	Tobacco User/Non-Tobacco User	0-14	488.36	488.36
16322PA0040012	Rating Area 4	Tobacco User/Non-Tobacco User	15	531.77	531.77
16322PA0040012	Rating Area 4	Tobacco User/Non-Tobacco User	16	548.37	548.37
16322PA0040012	Rating Area 4	Tobacco User/Non-Tobacco User	17	564.97	564.97
16322PA0040012	Rating Area 4	Tobacco User/Non-Tobacco User	18	582.84	597.41
16322PA0040012	Rating Area 4	Tobacco User/Non-Tobacco User	19	600.72	615.73
16322PA0040012	Rating Area 4	Tobacco User/Non-Tobacco User	20	619.23	634.71
16322PA0040012	Rating Area 4	Tobacco User/Non-Tobacco User	21	638.38	654.34
16322PA0040012	Rating Area 4	Tobacco User/Non-Tobacco User	22	638.38	654.34
16322PA0040012	Rating Area 4	Tobacco User/Non-Tobacco User	23	638.38	654.34
16322PA0040012	Rating Area 4	Tobacco User/Non-Tobacco User	24	638.38	654.34
16322PA0040012	Rating Area 4	Tobacco User/Non-Tobacco User	25	640.93	656.96
16322PA0040012	Rating Area 4	Tobacco User/Non-Tobacco User	26	653.70	670.04
16322PA0040012	Rating Area 4	Tobacco User/Non-Tobacco User	27	669.02	685.75

16322PA0040012	Rating Area 4	Tobacco User/Non-Tobacco User	28	693.92	711.27
16322PA0040012	Rating Area 4	Tobacco User/Non-Tobacco User	29	714.35	732.21
16322PA0040012	Rating Area 4	Tobacco User/Non-Tobacco User	30	724.56	742.68
16322PA0040012	Rating Area 4	Tobacco User/Non-Tobacco User	31	739.88	758.38
16322PA0040012	Rating Area 4	Tobacco User/Non-Tobacco User	32	755.20	774.08
16322PA0040012	Rating Area 4	Tobacco User/Non-Tobacco User	33	764.78	783.90
16322PA0040012	Rating Area 4	Tobacco User/Non-Tobacco User	34	774.99	794.37
16322PA0040012	Rating Area 4	Tobacco User/Non-Tobacco User	35	780.10	799.60
16322PA0040012	Rating Area 4	Tobacco User/Non-Tobacco User	36	785.21	804.84
16322PA0040012	Rating Area 4	Tobacco User/Non-Tobacco User	37	790.31	810.07
16322PA0040012	Rating Area 4	Tobacco User/Non-Tobacco User	38	795.42	815.31
16322PA0040012	Rating Area 4	Tobacco User/Non-Tobacco User	39	805.64	825.78
16322PA0040012	Rating Area 4	Tobacco User/Non-Tobacco User	40	815.85	836.25
16322PA0040012	Rating Area 4	Tobacco User/Non-Tobacco User	41	831.17	851.95
16322PA0040012	Rating Area 4	Tobacco User/Non-Tobacco User	42	845.85	867.00
16322PA0040012	Rating Area 4	Tobacco User/Non-Tobacco User	43	866.28	887.94
16322PA0040012	Rating Area 4	Tobacco User/Non-Tobacco User	44	891.82	914.11
16322PA0040012	Rating Area 4	Tobacco User/Non-Tobacco User	45	921.82	944.87
16322PA0040012	Rating Area 4	Tobacco User/Non-Tobacco User	46	957.57	981.51
16322PA0040012	Rating Area 4	Tobacco User/Non-Tobacco User	47	997.79	1022.73
16322PA0040012	Rating Area 4	Tobacco User/Non-Tobacco User	48	1043.75	1069.85
16322PA0040012	Rating Area 4	Tobacco User/Non-Tobacco User	49	1089.08	1116.30
16322PA0040012	Rating Area 4	Tobacco User/Non-Tobacco User	50	1140.15	1168.65
16322PA0040012	Rating Area 4	Tobacco User/Non-Tobacco User	51	1190.58	1220.34
16322PA0040012	Rating Area 4	Tobacco User/Non-Tobacco User	52	1246.12	1277.27
16322PA0040012	Rating Area 4	Tobacco User/Non-Tobacco User	53	1302.30	1334.85
16322PA0040012	Rating Area 4	Tobacco User/Non-Tobacco User	54	1362.94	1397.01
16322PA0040012	Rating Area 4	Tobacco User/Non-Tobacco User	55	1423.59	1459.18
16322PA0040012	Rating Area 4	Tobacco User/Non-Tobacco User	56	1489.34	1526.57
16322PA0040012	Rating Area 4	Tobacco User/Non-Tobacco User	57	1555.73	1594.63
16322PA0040012	Rating Area 4	Tobacco User/Non-Tobacco User	58	1626.59	1667.26
16322PA0040012	Rating Area 4	Tobacco User/Non-Tobacco User	59	1661.70	1703.25
16322PA0040012	Rating Area 4	Tobacco User/Non-Tobacco User	60	1732.56	1775.88
16322PA0040012	Rating Area 4	Tobacco User/Non-Tobacco User	61	1793.85	1838.69
16322PA0040012	Rating Area 4	Tobacco User/Non-Tobacco User	62	1834.07	1879.92
16322PA0040012	Rating Area 4	Tobacco User/Non-Tobacco User	63	1884.50	1931.61
16322PA0040012	Rating Area 4	Tobacco User/Non-Tobacco User	64 and over	1915.14	1963.02
16322PA0040012	Rating Area 5	Tobacco User/Non-Tobacco User	0-14	488.36	488.36
16322PA0040012	Rating Area 5	Tobacco User/Non-Tobacco User	15	531.77	531.77
16322PA0040012	Rating Area 5	Tobacco User/Non-Tobacco User	16	548.37	548.37
16322PA0040012	Rating Area 5	Tobacco User/Non-Tobacco User	17	564.97	564.97
16322PA0040012	Rating Area 5	Tobacco User/Non-Tobacco User	18	582.84	597.41
16322PA0040012	Rating Area 5	Tobacco User/Non-Tobacco User	19	600.72	615.73
16322PA0040012	Rating Area 5	Tobacco User/Non-Tobacco User	20	619.23	634.71
16322PA0040012	Rating Area 5	Tobacco User/Non-Tobacco User	21	638.38	654.34
16322PA0040012	Rating Area 5	Tobacco User/Non-Tobacco User	22	638.38	654.34
16322PA0040012	Rating Area 5	Tobacco User/Non-Tobacco User	23	638.38	654.34
16322PA0040012	Rating Area 5	Tobacco User/Non-Tobacco User	24	638.38	654.34
16322PA0040012	Rating Area 5	Tobacco User/Non-Tobacco User	25	640.93	656.96
16322PA0040012	Rating Area 5	Tobacco User/Non-Tobacco User	26	653.70	670.04
16322PA0040012	Rating Area 5	Tobacco User/Non-Tobacco User	27	669.02	685.75
16322PA0040012	Rating Area 5	Tobacco User/Non-Tobacco User	28	693.92	711.27
16322PA0040012	Rating Area 5	Tobacco User/Non-Tobacco User	29	714.35	732.21
16322PA0040012	Rating Area 5	Tobacco User/Non-Tobacco User	30	724.56	742.68
16322PA0040012	Rating Area 5	Tobacco User/Non-Tobacco User	31	739.88	758.38
16322PA0040012	Rating Area 5	Tobacco User/Non-Tobacco User	32	755.20	774.08
16322PA0040012	Rating Area 5	Tobacco User/Non-Tobacco User	33	764.78	783.90
16322PA0040012	Rating Area 5	Tobacco User/Non-Tobacco User	34	774.99	794.37
16322PA0040012	Rating Area 5	Tobacco User/Non-Tobacco User	35	780.10	799.60
16322PA0040012	Rating Area 5	Tobacco User/Non-Tobacco User	36	785.21	804.84
16322PA0040012	Rating Area 5	Tobacco User/Non-Tobacco User	37	790.31	810.07
16322PA0040012	Rating Area 5	Tobacco User/Non-Tobacco User	38	795.42	815.31
16322PA0040012	Rating Area 5	Tobacco User/Non-Tobacco User	39	805.64	825.78
16322PA0040012	Rating Area 5	Tobacco User/Non-Tobacco User	40	815.85	836.25
16322PA0040012	Rating Area 5	Tobacco User/Non-Tobacco User	41	831.17	851.95
16322PA0040012	Rating Area 5	Tobacco User/Non-Tobacco User	42	845.85	867.00
16322PA0040012	Rating Area 5	Tobacco User/Non-Tobacco User	43	866.28	887.94
16322PA0040012	Rating Area 5	Tobacco User/Non-Tobacco User	44	891.82	914.11
16322PA0040012	Rating Area 5	Tobacco User/Non-Tobacco User	45	921.82	944.87
16322PA0040012	Rating Area 5	Tobacco User/Non-Tobacco User	46	957.57	981.51
16322PA0040012	Rating Area 5	Tobacco User/Non-Tobacco User	47	997.79	1022.73
16322PA0040012	Rating Area 5	Tobacco User/Non-Tobacco User	48	1043.75	1069.85
16322PA0040012	Rating Area 5	Tobacco User/Non-Tobacco User	49	1089.08	1116.30
16322PA0040012	Rating Area 5	Tobacco User/Non-Tobacco User	50	1140.15	1168.65
16322PA0040012	Rating Area 5	Tobacco User/Non-Tobacco User	51	1190.58	1220.34
16322PA0040012	Rating Area 5	Tobacco User/Non-Tobacco User	52	1246.12	1277.27
16322PA0040012	Rating Area 5	Tobacco User/Non-Tobacco User	53	1302.30	1334.85
16322PA0040012	Rating Area 5	Tobacco User/Non-Tobacco User	54	1362.94	1397.01
16322PA0040012	Rating Area 5	Tobacco User/Non-Tobacco User	55	1423.59	1459.18
16322PA0040012	Rating Area 5	Tobacco User/Non-Tobacco User	56	1489.34	1526.57
16322PA0040012	Rating Area 5	Tobacco User/Non-Tobacco User	57	1555.73	1594.63
16322PA0040012	Rating Area 5	Tobacco User/Non-Tobacco User	58	1626.59	1667.26
16322PA0040012	Rating Area 5	Tobacco User/Non-Tobacco User	59	1661.70	1703.25
16322PA0040012	Rating Area 5	Tobacco User/Non-Tobacco User	60	1732.56	1775.88
16322PA0040012	Rating Area 5	Tobacco User/Non-Tobacco User	61	1793.85	1838.69
16322PA0040012	Rating Area 5	Tobacco User/Non-Tobacco User	62	1834.07	1879.92
16322PA0040012	Rating Area 5	Tobacco User/Non-Tobacco User	63	1884.50	1931.61
16322PA0040012	Rating Area 5	Tobacco User/Non-Tobacco User	64 and over	1915.14	1963.02
16322PA0040012	Rating Area 6	Tobacco User/Non-Tobacco User	0-14	657.73	657.73
16322PA0040012	Rating Area 6	Tobacco User/Non-Tobacco User	15	716.20	716.20
16322PA0040012	Rating Area 6	Tobacco User/Non-Tobacco User	16	738.55	738.55
16322PA0040012	Rating Area 6	Tobacco User/Non-Tobacco User	17	760.91	760.91
16322PA0040012	Rating Area 6	Tobacco User/Non-Tobacco User	18	784.98	804.60
16322PA0040012	Rating Area 6	Tobacco User/Non-Tobacco User	19	809.05	829.28
16322PA0040012	Rating Area 6	Tobacco User/Non-Tobacco User	20	833.99	854.84
16322PA0040012	Rating Area 6	Tobacco User/Non-Tobacco User	21	859.78	881.27
16322PA0040012	Rating Area 6	Tobacco User/Non-Tobacco User	22	859.78	881.27
16322PA0040012	Rating Area 6	Tobacco User/Non-Tobacco User	23	859.78	881.27
16322PA0040012	Rating Area 6	Tobacco User/Non-Tobacco User	24	859.78	881.27
16322PA0040012	Rating Area 6	Tobacco User/Non-Tobacco User	25	863.22	884.80
16322PA0040012	Rating Area 6	Tobacco User/Non-Tobacco User	26	880.41	902.43
16322PA0040012	Rating Area 6	Tobacco User/Non-Tobacco User	27	901.05	923.58
16322PA0040012	Rating Area 6	Tobacco User/Non-Tobacco User	28	934.58	957.95
16322PA0040012	Rating Area 6	Tobacco User/Non-Tobacco User	29	962.09	986.15
16322PA0040012	Rating Area 6	Tobacco User/Non-Tobacco User	30	975.85	1000.25

16322PA0040012	Rating Area 6	Tobacco User/Non-Tobacco User	31	996.49	1021.40
16322PA0040012	Rating Area 6	Tobacco User/Non-Tobacco User	32	1017.12	1042.55
16322PA0040012	Rating Area 6	Tobacco User/Non-Tobacco User	33	1030.02	1055.77
16322PA0040012	Rating Area 6	Tobacco User/Non-Tobacco User	34	1043.77	1069.87
16322PA0040012	Rating Area 6	Tobacco User/Non-Tobacco User	35	1050.65	1076.92
16322PA0040012	Rating Area 6	Tobacco User/Non-Tobacco User	36	1057.53	1083.97
16322PA0040012	Rating Area 6	Tobacco User/Non-Tobacco User	37	1064.41	1091.02
16322PA0040012	Rating Area 6	Tobacco User/Non-Tobacco User	38	1071.29	1098.07
16322PA0040012	Rating Area 6	Tobacco User/Non-Tobacco User	39	1085.04	1112.17
16322PA0040012	Rating Area 6	Tobacco User/Non-Tobacco User	40	1098.80	1126.27
16322PA0040012	Rating Area 6	Tobacco User/Non-Tobacco User	41	1119.43	1147.42
16322PA0040012	Rating Area 6	Tobacco User/Non-Tobacco User	42	1139.21	1167.69
16322PA0040012	Rating Area 6	Tobacco User/Non-Tobacco User	43	1166.72	1195.89
16322PA0040012	Rating Area 6	Tobacco User/Non-Tobacco User	44	1201.11	1231.14
16322PA0040012	Rating Area 6	Tobacco User/Non-Tobacco User	45	1241.52	1272.56
16322PA0040012	Rating Area 6	Tobacco User/Non-Tobacco User	46	1289.67	1321.91
16322PA0040012	Rating Area 6	Tobacco User/Non-Tobacco User	47	1343.84	1377.43
16322PA0040012	Rating Area 6	Tobacco User/Non-Tobacco User	48	1405.74	1440.88
16322PA0040012	Rating Area 6	Tobacco User/Non-Tobacco User	49	1466.78	1503.45
16322PA0040012	Rating Area 6	Tobacco User/Non-Tobacco User	50	1535.57	1573.96
16322PA0040012	Rating Area 6	Tobacco User/Non-Tobacco User	51	1603.49	1643.58
16322PA0040012	Rating Area 6	Tobacco User/Non-Tobacco User	52	1678.29	1720.25
16322PA0040012	Rating Area 6	Tobacco User/Non-Tobacco User	53	1753.95	1797.80
16322PA0040012	Rating Area 6	Tobacco User/Non-Tobacco User	54	1835.63	1881.52
16322PA0040012	Rating Area 6	Tobacco User/Non-Tobacco User	55	1917.31	1965.24
16322PA0040012	Rating Area 6	Tobacco User/Non-Tobacco User	56	2005.87	2056.01
16322PA0040012	Rating Area 6	Tobacco User/Non-Tobacco User	57	2095.28	2147.67
16322PA0040012	Rating Area 6	Tobacco User/Non-Tobacco User	58	2190.72	2245.49
16322PA0040012	Rating Area 6	Tobacco User/Non-Tobacco User	59	2238.01	2293.96
16322PA0040012	Rating Area 6	Tobacco User/Non-Tobacco User	60	2333.44	2391.78
16322PA0040012	Rating Area 6	Tobacco User/Non-Tobacco User	61	2415.98	2476.38
16322PA0040012	Rating Area 6	Tobacco User/Non-Tobacco User	62	2470.15	2531.90
16322PA0040012	Rating Area 6	Tobacco User/Non-Tobacco User	63	2538.07	2601.52
16322PA0040012	Rating Area 6	Tobacco User/Non-Tobacco User	64 and over	2579.34	2643.82
16322PA0040024	Rating Area 1	Tobacco User/Non-Tobacco User	0-14	201.24	201.24
16322PA0040024	Rating Area 1	Tobacco User/Non-Tobacco User	15	219.13	219.13
16322PA0040024	Rating Area 1	Tobacco User/Non-Tobacco User	16	225.97	225.97
16322PA0040024	Rating Area 1	Tobacco User/Non-Tobacco User	17	232.81	232.81
16322PA0040024	Rating Area 1	Tobacco User/Non-Tobacco User	18	240.17	246.18
16322PA0040024	Rating Area 1	Tobacco User/Non-Tobacco User	19	247.54	253.73
16322PA0040024	Rating Area 1	Tobacco User/Non-Tobacco User	20	255.17	261.55
16322PA0040024	Rating Area 1	Tobacco User/Non-Tobacco User	21	263.06	269.64
16322PA0040024	Rating Area 1	Tobacco User/Non-Tobacco User	22	263.06	269.64
16322PA0040024	Rating Area 1	Tobacco User/Non-Tobacco User	23	263.06	269.64
16322PA0040024	Rating Area 1	Tobacco User/Non-Tobacco User	24	263.06	269.64
16322PA0040024	Rating Area 1	Tobacco User/Non-Tobacco User	25	264.11	270.72
16322PA0040024	Rating Area 1	Tobacco User/Non-Tobacco User	26	269.37	276.11
16322PA0040024	Rating Area 1	Tobacco User/Non-Tobacco User	27	275.69	282.58
16322PA0040024	Rating Area 1	Tobacco User/Non-Tobacco User	28	285.95	293.09
16322PA0040024	Rating Area 1	Tobacco User/Non-Tobacco User	29	294.36	301.72
16322PA0040024	Rating Area 1	Tobacco User/Non-Tobacco User	30	298.57	306.04
16322PA0040024	Rating Area 1	Tobacco User/Non-Tobacco User	31	304.89	312.51
16322PA0040024	Rating Area 1	Tobacco User/Non-Tobacco User	32	311.20	318.98
16322PA0040024	Rating Area 1	Tobacco User/Non-Tobacco User	33	315.15	323.02
16322PA0040024	Rating Area 1	Tobacco User/Non-Tobacco User	34	319.35	327.34
16322PA0040024	Rating Area 1	Tobacco User/Non-Tobacco User	35	321.46	329.50
16322PA0040024	Rating Area 1	Tobacco User/Non-Tobacco User	36	323.56	331.65
16322PA0040024	Rating Area 1	Tobacco User/Non-Tobacco User	37	325.67	333.81
16322PA0040024	Rating Area 1	Tobacco User/Non-Tobacco User	38	327.77	335.97
16322PA0040024	Rating Area 1	Tobacco User/Non-Tobacco User	39	331.98	340.28
16322PA0040024	Rating Area 1	Tobacco User/Non-Tobacco User	40	336.19	344.60
16322PA0040024	Rating Area 1	Tobacco User/Non-Tobacco User	41	342.50	351.07
16322PA0040024	Rating Area 1	Tobacco User/Non-Tobacco User	42	348.55	357.27
16322PA0040024	Rating Area 1	Tobacco User/Non-Tobacco User	43	356.97	365.90
16322PA0040024	Rating Area 1	Tobacco User/Non-Tobacco User	44	367.49	376.68
16322PA0040024	Rating Area 1	Tobacco User/Non-Tobacco User	45	379.86	389.36
16322PA0040024	Rating Area 1	Tobacco User/Non-Tobacco User	46	394.59	404.45
16322PA0040024	Rating Area 1	Tobacco User/Non-Tobacco User	47	411.16	421.44
16322PA0040024	Rating Area 1	Tobacco User/Non-Tobacco User	48	430.10	440.86
16322PA0040024	Rating Area 1	Tobacco User/Non-Tobacco User	49	448.78	460.00
16322PA0040024	Rating Area 1	Tobacco User/Non-Tobacco User	50	469.83	481.57
16322PA0040024	Rating Area 1	Tobacco User/Non-Tobacco User	51	490.61	502.87
16322PA0040024	Rating Area 1	Tobacco User/Non-Tobacco User	52	513.49	526.33
16322PA0040024	Rating Area 1	Tobacco User/Non-Tobacco User	53	536.64	550.06
16322PA0040024	Rating Area 1	Tobacco User/Non-Tobacco User	54	561.63	575.67
16322PA0040024	Rating Area 1	Tobacco User/Non-Tobacco User	55	586.62	601.29
16322PA0040024	Rating Area 1	Tobacco User/Non-Tobacco User	56	613.72	629.06
16322PA0040024	Rating Area 1	Tobacco User/Non-Tobacco User	57	641.08	657.10
16322PA0040024	Rating Area 1	Tobacco User/Non-Tobacco User	58	670.28	687.03
16322PA0040024	Rating Area 1	Tobacco User/Non-Tobacco User	59	684.75	701.86
16322PA0040024	Rating Area 1	Tobacco User/Non-Tobacco User	60	713.94	731.79
16322PA0040024	Rating Area 1	Tobacco User/Non-Tobacco User	61	739.20	757.68
16322PA0040024	Rating Area 1	Tobacco User/Non-Tobacco User	62	765.77	774.67
16322PA0040024	Rating Area 1	Tobacco User/Non-Tobacco User	63	776.55	795.97
16322PA0040024	Rating Area 1	Tobacco User/Non-Tobacco User	64 and over	789.18	808.91
16322PA0040024	Rating Area 2	Tobacco User/Non-Tobacco User	0-14	201.24	201.24
16322PA0040024	Rating Area 2	Tobacco User/Non-Tobacco User	15	219.13	219.13
16322PA0040024	Rating Area 2	Tobacco User/Non-Tobacco User	16	225.97	225.97
16322PA0040024	Rating Area 2	Tobacco User/Non-Tobacco User	17	232.81	232.81
16322PA0040024	Rating Area 2	Tobacco User/Non-Tobacco User	18	240.17	246.18
16322PA0040024	Rating Area 2	Tobacco User/Non-Tobacco User	19	247.54	253.73
16322PA0040024	Rating Area 2	Tobacco User/Non-Tobacco User	20	255.17	261.55
16322PA0040024	Rating Area 2	Tobacco User/Non-Tobacco User	21	263.06	269.64
16322PA0040024	Rating Area 2	Tobacco User/Non-Tobacco User	22	263.06	269.64
16322PA0040024	Rating Area 2	Tobacco User/Non-Tobacco User	23	263.06	269.64
16322PA0040024	Rating Area 2	Tobacco User/Non-Tobacco User	24	263.06	269.64
16322PA0040024	Rating Area 2	Tobacco User/Non-Tobacco User	25	264.11	270.72
16322PA0040024	Rating Area 2	Tobacco User/Non-Tobacco User	26	269.37	276.11
16322PA0040024	Rating Area 2	Tobacco User/Non-Tobacco User	27	275.69	282.58
16322PA0040024	Rating Area 2	Tobacco User/Non-Tobacco User	28	285.95	293.09
16322PA0040024	Rating Area 2	Tobacco User/Non-Tobacco User	29	294.36	301.72
16322PA0040024	Rating Area 2	Tobacco User/Non-Tobacco User	30	298.57	306.04
16322PA0040024	Rating Area 2	Tobacco User/Non-Tobacco User	31	304.89	312.51
16322PA0040024	Rating Area 2	Tobacco User/Non-Tobacco User	32	311.20	318.98
16322PA0040024	Rating Area 2	Tobacco User/Non-Tobacco User	33	315.15	323.02

16322PA0040024	Rating Area 2	Tobacco User/Non-Tobacco User	34	319.35	327.34
16322PA0040024	Rating Area 2	Tobacco User/Non-Tobacco User	35	321.46	329.50
16322PA0040024	Rating Area 2	Tobacco User/Non-Tobacco User	36	323.56	331.65
16322PA0040024	Rating Area 2	Tobacco User/Non-Tobacco User	37	325.67	333.81
16322PA0040024	Rating Area 2	Tobacco User/Non-Tobacco User	38	327.77	335.97
16322PA0040024	Rating Area 2	Tobacco User/Non-Tobacco User	39	331.98	340.28
16322PA0040024	Rating Area 2	Tobacco User/Non-Tobacco User	40	336.19	344.60
16322PA0040024	Rating Area 2	Tobacco User/Non-Tobacco User	41	342.50	351.07
16322PA0040024	Rating Area 2	Tobacco User/Non-Tobacco User	42	348.55	357.27
16322PA0040024	Rating Area 2	Tobacco User/Non-Tobacco User	43	356.97	365.90
16322PA0040024	Rating Area 2	Tobacco User/Non-Tobacco User	44	367.49	376.68
16322PA0040024	Rating Area 2	Tobacco User/Non-Tobacco User	45	379.86	389.36
16322PA0040024	Rating Area 2	Tobacco User/Non-Tobacco User	46	394.59	404.45
16322PA0040024	Rating Area 2	Tobacco User/Non-Tobacco User	47	411.16	421.44
16322PA0040024	Rating Area 2	Tobacco User/Non-Tobacco User	48	430.10	440.86
16322PA0040024	Rating Area 2	Tobacco User/Non-Tobacco User	49	448.78	460.00
16322PA0040024	Rating Area 2	Tobacco User/Non-Tobacco User	50	469.83	481.57
16322PA0040024	Rating Area 2	Tobacco User/Non-Tobacco User	51	490.61	502.87
16322PA0040024	Rating Area 2	Tobacco User/Non-Tobacco User	52	513.49	526.33
16322PA0040024	Rating Area 2	Tobacco User/Non-Tobacco User	53	536.64	550.06
16322PA0040024	Rating Area 2	Tobacco User/Non-Tobacco User	54	561.63	575.67
16322PA0040024	Rating Area 2	Tobacco User/Non-Tobacco User	55	586.62	601.29
16322PA0040024	Rating Area 2	Tobacco User/Non-Tobacco User	56	613.72	629.06
16322PA0040024	Rating Area 2	Tobacco User/Non-Tobacco User	57	641.08	657.10
16322PA0040024	Rating Area 2	Tobacco User/Non-Tobacco User	58	670.28	687.03
16322PA0040024	Rating Area 2	Tobacco User/Non-Tobacco User	59	684.75	701.86
16322PA0040024	Rating Area 2	Tobacco User/Non-Tobacco User	60	713.94	731.79
16322PA0040024	Rating Area 2	Tobacco User/Non-Tobacco User	61	739.20	757.68
16322PA0040024	Rating Area 2	Tobacco User/Non-Tobacco User	62	755.77	774.67
16322PA0040024	Rating Area 2	Tobacco User/Non-Tobacco User	63	776.55	795.97
16322PA0040024	Rating Area 2	Tobacco User/Non-Tobacco User	64 and over	789.18	808.91
16322PA0040024	Rating Area 4	Tobacco User/Non-Tobacco User	0-14	201.24	201.24
16322PA0040024	Rating Area 4	Tobacco User/Non-Tobacco User	15	219.13	219.13
16322PA0040024	Rating Area 4	Tobacco User/Non-Tobacco User	16	225.97	225.97
16322PA0040024	Rating Area 4	Tobacco User/Non-Tobacco User	17	232.81	232.81
16322PA0040024	Rating Area 4	Tobacco User/Non-Tobacco User	18	240.17	246.18
16322PA0040024	Rating Area 4	Tobacco User/Non-Tobacco User	19	247.54	253.73
16322PA0040024	Rating Area 4	Tobacco User/Non-Tobacco User	20	255.17	261.55
16322PA0040024	Rating Area 4	Tobacco User/Non-Tobacco User	21	263.06	269.64
16322PA0040024	Rating Area 4	Tobacco User/Non-Tobacco User	22	263.06	269.64
16322PA0040024	Rating Area 4	Tobacco User/Non-Tobacco User	23	263.06	269.64
16322PA0040024	Rating Area 4	Tobacco User/Non-Tobacco User	24	263.06	269.64
16322PA0040024	Rating Area 4	Tobacco User/Non-Tobacco User	25	264.11	270.72
16322PA0040024	Rating Area 4	Tobacco User/Non-Tobacco User	26	269.37	276.11
16322PA0040024	Rating Area 4	Tobacco User/Non-Tobacco User	27	275.69	282.58
16322PA0040024	Rating Area 4	Tobacco User/Non-Tobacco User	28	285.95	293.09
16322PA0040024	Rating Area 4	Tobacco User/Non-Tobacco User	29	294.36	301.72
16322PA0040024	Rating Area 4	Tobacco User/Non-Tobacco User	30	298.57	306.04
16322PA0040024	Rating Area 4	Tobacco User/Non-Tobacco User	31	304.89	312.51
16322PA0040024	Rating Area 4	Tobacco User/Non-Tobacco User	32	311.20	318.98
16322PA0040024	Rating Area 4	Tobacco User/Non-Tobacco User	33	315.15	323.02
16322PA0040024	Rating Area 4	Tobacco User/Non-Tobacco User	34	319.35	327.34
16322PA0040024	Rating Area 4	Tobacco User/Non-Tobacco User	35	321.46	329.50
16322PA0040024	Rating Area 4	Tobacco User/Non-Tobacco User	36	323.56	331.65
16322PA0040024	Rating Area 4	Tobacco User/Non-Tobacco User	37	325.67	333.81
16322PA0040024	Rating Area 4	Tobacco User/Non-Tobacco User	38	327.77	335.97
16322PA0040024	Rating Area 4	Tobacco User/Non-Tobacco User	39	331.98	340.28
16322PA0040024	Rating Area 4	Tobacco User/Non-Tobacco User	40	336.19	344.60
16322PA0040024	Rating Area 4	Tobacco User/Non-Tobacco User	41	342.50	351.07
16322PA0040024	Rating Area 4	Tobacco User/Non-Tobacco User	42	348.55	357.27
16322PA0040024	Rating Area 4	Tobacco User/Non-Tobacco User	43	356.97	365.90
16322PA0040024	Rating Area 4	Tobacco User/Non-Tobacco User	44	367.49	376.68
16322PA0040024	Rating Area 4	Tobacco User/Non-Tobacco User	45	379.86	389.36
16322PA0040024	Rating Area 4	Tobacco User/Non-Tobacco User	46	394.59	404.45
16322PA0040024	Rating Area 4	Tobacco User/Non-Tobacco User	47	411.16	421.44
16322PA0040024	Rating Area 4	Tobacco User/Non-Tobacco User	48	430.10	440.86
16322PA0040024	Rating Area 4	Tobacco User/Non-Tobacco User	49	448.78	460.00
16322PA0040024	Rating Area 4	Tobacco User/Non-Tobacco User	50	469.83	481.57
16322PA0040024	Rating Area 4	Tobacco User/Non-Tobacco User	51	490.61	502.87
16322PA0040024	Rating Area 4	Tobacco User/Non-Tobacco User	52	513.49	526.33
16322PA0040024	Rating Area 4	Tobacco User/Non-Tobacco User	53	536.64	550.06
16322PA0040024	Rating Area 4	Tobacco User/Non-Tobacco User	54	561.63	575.67
16322PA0040024	Rating Area 4	Tobacco User/Non-Tobacco User	55	586.62	601.29
16322PA0040024	Rating Area 4	Tobacco User/Non-Tobacco User	56	613.72	629.06
16322PA0040024	Rating Area 4	Tobacco User/Non-Tobacco User	57	641.08	657.10
16322PA0040024	Rating Area 4	Tobacco User/Non-Tobacco User	58	670.28	687.03
16322PA0040024	Rating Area 4	Tobacco User/Non-Tobacco User	59	684.75	701.86
16322PA0040024	Rating Area 4	Tobacco User/Non-Tobacco User	60	713.94	731.79
16322PA0040024	Rating Area 4	Tobacco User/Non-Tobacco User	61	739.20	757.68
16322PA0040024	Rating Area 4	Tobacco User/Non-Tobacco User	62	755.77	774.67
16322PA0040024	Rating Area 4	Tobacco User/Non-Tobacco User	63	776.55	795.97
16322PA0040024	Rating Area 4	Tobacco User/Non-Tobacco User	64 and over	789.18	808.91
16322PA0040024	Rating Area 5	Tobacco User/Non-Tobacco User	0-14	201.24	201.24
16322PA0040024	Rating Area 5	Tobacco User/Non-Tobacco User	15	219.13	219.13
16322PA0040024	Rating Area 5	Tobacco User/Non-Tobacco User	16	225.97	225.97
16322PA0040024	Rating Area 5	Tobacco User/Non-Tobacco User	17	232.81	232.81
16322PA0040024	Rating Area 5	Tobacco User/Non-Tobacco User	18	240.17	246.18
16322PA0040024	Rating Area 5	Tobacco User/Non-Tobacco User	19	247.54	253.73
16322PA0040024	Rating Area 5	Tobacco User/Non-Tobacco User	20	255.17	261.55
16322PA0040024	Rating Area 5	Tobacco User/Non-Tobacco User	21	263.06	269.64
16322PA0040024	Rating Area 5	Tobacco User/Non-Tobacco User	22	263.06	269.64
16322PA0040024	Rating Area 5	Tobacco User/Non-Tobacco User	23	263.06	269.64
16322PA0040024	Rating Area 5	Tobacco User/Non-Tobacco User	24	263.06	269.64
16322PA0040024	Rating Area 5	Tobacco User/Non-Tobacco User	25	264.11	270.72
16322PA0040024	Rating Area 5	Tobacco User/Non-Tobacco User	26	269.37	276.11
16322PA0040024	Rating Area 5	Tobacco User/Non-Tobacco User	27	275.69	282.58
16322PA0040024	Rating Area 5	Tobacco User/Non-Tobacco User	28	285.95	293.09
16322PA0040024	Rating Area 5	Tobacco User/Non-Tobacco User	29	294.36	301.72
16322PA0040024	Rating Area 5	Tobacco User/Non-Tobacco User	30	298.57	306.04
16322PA0040024	Rating Area 5	Tobacco User/Non-Tobacco User	31	304.89	312.51
16322PA0040024	Rating Area 5	Tobacco User/Non-Tobacco User	32	311.20	318.98
16322PA0040024	Rating Area 5	Tobacco User/Non-Tobacco User	33	315.15	323.02
16322PA0040024	Rating Area 5	Tobacco User/Non-Tobacco User	34	319.35	327.34
16322PA0040024	Rating Area 5	Tobacco User/Non-Tobacco User	35	321.46	329.50
16322PA0040024	Rating Area 5	Tobacco User/Non-Tobacco User	36	323.56	331.65

16322PA0040024	Rating Area 5	Tobacco User/Non-Tobacco User	37	325.67	333.81
16322PA0040024	Rating Area 5	Tobacco User/Non-Tobacco User	38	327.77	335.97
16322PA0040024	Rating Area 5	Tobacco User/Non-Tobacco User	39	331.98	340.28
16322PA0040024	Rating Area 5	Tobacco User/Non-Tobacco User	40	336.19	344.60
16322PA0040024	Rating Area 5	Tobacco User/Non-Tobacco User	41	342.50	351.07
16322PA0040024	Rating Area 5	Tobacco User/Non-Tobacco User	42	348.55	357.27
16322PA0040024	Rating Area 5	Tobacco User/Non-Tobacco User	43	356.97	365.90
16322PA0040024	Rating Area 5	Tobacco User/Non-Tobacco User	44	367.49	376.68
16322PA0040024	Rating Area 5	Tobacco User/Non-Tobacco User	45	379.86	389.36
16322PA0040024	Rating Area 5	Tobacco User/Non-Tobacco User	46	394.59	404.45
16322PA0040024	Rating Area 5	Tobacco User/Non-Tobacco User	47	411.16	421.44
16322PA0040024	Rating Area 5	Tobacco User/Non-Tobacco User	48	430.10	440.86
16322PA0040024	Rating Area 5	Tobacco User/Non-Tobacco User	49	448.78	460.00
16322PA0040024	Rating Area 5	Tobacco User/Non-Tobacco User	50	469.83	481.57
16322PA0040024	Rating Area 5	Tobacco User/Non-Tobacco User	51	490.61	502.87
16322PA0040024	Rating Area 5	Tobacco User/Non-Tobacco User	52	513.49	526.33
16322PA0040024	Rating Area 5	Tobacco User/Non-Tobacco User	53	536.64	550.06
16322PA0040024	Rating Area 5	Tobacco User/Non-Tobacco User	54	561.63	575.67
16322PA0040024	Rating Area 5	Tobacco User/Non-Tobacco User	55	586.62	601.29
16322PA0040024	Rating Area 5	Tobacco User/Non-Tobacco User	56	613.72	629.06
16322PA0040024	Rating Area 5	Tobacco User/Non-Tobacco User	57	641.08	657.10
16322PA0040024	Rating Area 5	Tobacco User/Non-Tobacco User	58	670.28	687.03
16322PA0040024	Rating Area 5	Tobacco User/Non-Tobacco User	59	684.75	701.86
16322PA0040024	Rating Area 5	Tobacco User/Non-Tobacco User	60	713.94	731.79
16322PA0040024	Rating Area 5	Tobacco User/Non-Tobacco User	61	739.20	757.68
16322PA0040024	Rating Area 5	Tobacco User/Non-Tobacco User	62	765.77	774.67
16322PA0040024	Rating Area 5	Tobacco User/Non-Tobacco User	63	776.55	795.97
16322PA0040024	Rating Area 5	Tobacco User/Non-Tobacco User	64 and over	789.18	808.91
16322PA0040024	Rating Area 6	Tobacco User/Non-Tobacco User	0-14	271.04	271.04
16322PA0040024	Rating Area 6	Tobacco User/Non-Tobacco User	15	295.13	295.13
16322PA0040024	Rating Area 6	Tobacco User/Non-Tobacco User	16	304.34	304.34
16322PA0040024	Rating Area 6	Tobacco User/Non-Tobacco User	17	313.56	313.56
16322PA0040024	Rating Area 6	Tobacco User/Non-Tobacco User	18	323.48	331.56
16322PA0040024	Rating Area 6	Tobacco User/Non-Tobacco User	19	333.40	341.73
16322PA0040024	Rating Area 6	Tobacco User/Non-Tobacco User	20	343.67	352.26
16322PA0040024	Rating Area 6	Tobacco User/Non-Tobacco User	21	354.30	363.16
16322PA0040024	Rating Area 6	Tobacco User/Non-Tobacco User	22	354.30	363.16
16322PA0040024	Rating Area 6	Tobacco User/Non-Tobacco User	23	354.30	363.16
16322PA0040024	Rating Area 6	Tobacco User/Non-Tobacco User	24	354.30	363.16
16322PA0040024	Rating Area 6	Tobacco User/Non-Tobacco User	25	355.72	364.61
16322PA0040024	Rating Area 6	Tobacco User/Non-Tobacco User	26	362.80	371.87
16322PA0040024	Rating Area 6	Tobacco User/Non-Tobacco User	27	371.31	380.59
16322PA0040024	Rating Area 6	Tobacco User/Non-Tobacco User	28	385.12	394.75
16322PA0040024	Rating Area 6	Tobacco User/Non-Tobacco User	29	396.46	406.37
16322PA0040024	Rating Area 6	Tobacco User/Non-Tobacco User	30	402.13	412.18
16322PA0040024	Rating Area 6	Tobacco User/Non-Tobacco User	31	410.63	420.90
16322PA0040024	Rating Area 6	Tobacco User/Non-Tobacco User	32	419.14	429.62
16322PA0040024	Rating Area 6	Tobacco User/Non-Tobacco User	33	424.45	435.06
16322PA0040024	Rating Area 6	Tobacco User/Non-Tobacco User	34	430.12	440.87
16322PA0040024	Rating Area 6	Tobacco User/Non-Tobacco User	35	432.95	443.78
16322PA0040024	Rating Area 6	Tobacco User/Non-Tobacco User	36	435.79	446.68
16322PA0040024	Rating Area 6	Tobacco User/Non-Tobacco User	37	438.62	449.59
16322PA0040024	Rating Area 6	Tobacco User/Non-Tobacco User	38	441.46	452.49
16322PA0040024	Rating Area 6	Tobacco User/Non-Tobacco User	39	447.13	458.30
16322PA0040024	Rating Area 6	Tobacco User/Non-Tobacco User	40	452.80	464.12
16322PA0040024	Rating Area 6	Tobacco User/Non-Tobacco User	41	461.30	472.83
16322PA0040024	Rating Area 6	Tobacco User/Non-Tobacco User	42	469.45	481.18
16322PA0040024	Rating Area 6	Tobacco User/Non-Tobacco User	43	480.79	492.80
16322PA0040024	Rating Area 6	Tobacco User/Non-Tobacco User	44	494.96	507.33
16322PA0040024	Rating Area 6	Tobacco User/Non-Tobacco User	45	511.61	524.40
16322PA0040024	Rating Area 6	Tobacco User/Non-Tobacco User	46	531.45	544.74
16322PA0040024	Rating Area 6	Tobacco User/Non-Tobacco User	47	553.77	567.62
16322PA0040024	Rating Area 6	Tobacco User/Non-Tobacco User	48	579.28	593.76
16322PA0040024	Rating Area 6	Tobacco User/Non-Tobacco User	49	604.44	619.55
16322PA0040024	Rating Area 6	Tobacco User/Non-Tobacco User	50	632.78	648.60
16322PA0040024	Rating Area 6	Tobacco User/Non-Tobacco User	51	660.77	677.29
16322PA0040024	Rating Area 6	Tobacco User/Non-Tobacco User	52	691.59	708.88
16322PA0040024	Rating Area 6	Tobacco User/Non-Tobacco User	53	722.77	740.84
16322PA0040024	Rating Area 6	Tobacco User/Non-Tobacco User	54	756.43	775.34
16322PA0040024	Rating Area 6	Tobacco User/Non-Tobacco User	55	790.09	809.84
16322PA0040024	Rating Area 6	Tobacco User/Non-Tobacco User	56	826.58	847.25
16322PA0040024	Rating Area 6	Tobacco User/Non-Tobacco User	57	863.43	885.01
16322PA0040024	Rating Area 6	Tobacco User/Non-Tobacco User	58	902.76	925.33
16322PA0040024	Rating Area 6	Tobacco User/Non-Tobacco User	59	922.24	945.30
16322PA0040024	Rating Area 6	Tobacco User/Non-Tobacco User	60	961.57	985.61
16322PA0040024	Rating Area 6	Tobacco User/Non-Tobacco User	61	995.58	1020.47
16322PA0040024	Rating Area 6	Tobacco User/Non-Tobacco User	62	1017.90	1043.35
16322PA0040024	Rating Area 6	Tobacco User/Non-Tobacco User	63	1045.89	1072.04
16322PA0040024	Rating Area 6	Tobacco User/Non-Tobacco User	64 and over	1062.90	1089.47
16322PA0040025	Rating Area 1	Tobacco User/Non-Tobacco User	0-14	218.24	218.24
16322PA0040025	Rating Area 1	Tobacco User/Non-Tobacco User	15	237.64	237.64
16322PA0040025	Rating Area 1	Tobacco User/Non-Tobacco User	16	245.06	245.06
16322PA0040025	Rating Area 1	Tobacco User/Non-Tobacco User	17	252.47	252.47
16322PA0040025	Rating Area 1	Tobacco User/Non-Tobacco User	18	260.46	266.97
16322PA0040025	Rating Area 1	Tobacco User/Non-Tobacco User	19	268.45	275.16
16322PA0040025	Rating Area 1	Tobacco User/Non-Tobacco User	20	276.72	283.64
16322PA0040025	Rating Area 1	Tobacco User/Non-Tobacco User	21	285.28	292.41
16322PA0040025	Rating Area 1	Tobacco User/Non-Tobacco User	22	285.28	292.41
16322PA0040025	Rating Area 1	Tobacco User/Non-Tobacco User	23	285.28	292.41
16322PA0040025	Rating Area 1	Tobacco User/Non-Tobacco User	24	285.28	292.41
16322PA0040025	Rating Area 1	Tobacco User/Non-Tobacco User	25	286.42	293.58
16322PA0040025	Rating Area 1	Tobacco User/Non-Tobacco User	26	292.13	299.43
16322PA0040025	Rating Area 1	Tobacco User/Non-Tobacco User	27	298.97	306.45
16322PA0040025	Rating Area 1	Tobacco User/Non-Tobacco User	28	310.10	317.85
16322PA0040025	Rating Area 1	Tobacco User/Non-Tobacco User	29	319.23	327.21
16322PA0040025	Rating Area 1	Tobacco User/Non-Tobacco User	30	323.79	331.89
16322PA0040025	Rating Area 1	Tobacco User/Non-Tobacco User	31	330.64	338.91
16322PA0040025	Rating Area 1	Tobacco User/Non-Tobacco User	32	337.49	345.92
16322PA0040025	Rating Area 1	Tobacco User/Non-Tobacco User	33	341.77	350.31
16322PA0040025	Rating Area 1	Tobacco User/Non-Tobacco User	34	346.33	354.99
16322PA0040025	Rating Area 1	Tobacco User/Non-Tobacco User	35	348.61	357.33
16322PA0040025	Rating Area 1	Tobacco User/Non-Tobacco User	36	350.89	359.67
16322PA0040025	Rating Area 1	Tobacco User/Non-Tobacco User	37	353.18	362.01
16322PA0040025	Rating Area 1	Tobacco User/Non-Tobacco User	38	355.46	364.35
16322PA0040025	Rating Area 1	Tobacco User/Non-Tobacco User	39	360.02	369.02

16322PA0040025	Rating Area 1	Tobacco User/Non-Tobacco User	40	364.59	373.70
16322PA0040025	Rating Area 1	Tobacco User/Non-Tobacco User	41	371.43	380.72
16322PA0040025	Rating Area 1	Tobacco User/Non-Tobacco User	42	378.00	387.45
16322PA0040025	Rating Area 1	Tobacco User/Non-Tobacco User	43	387.12	396.80
16322PA0040025	Rating Area 1	Tobacco User/Non-Tobacco User	44	398.54	408.50
16322PA0040025	Rating Area 1	Tobacco User/Non-Tobacco User	45	411.94	422.24
16322PA0040025	Rating Area 1	Tobacco User/Non-Tobacco User	46	427.92	438.62
16322PA0040025	Rating Area 1	Tobacco User/Non-Tobacco User	47	445.89	457.04
16322PA0040025	Rating Area 1	Tobacco User/Non-Tobacco User	48	466.43	478.09
16322PA0040025	Rating Area 1	Tobacco User/Non-Tobacco User	49	486.69	498.85
16322PA0040025	Rating Area 1	Tobacco User/Non-Tobacco User	50	509.51	522.25
16322PA0040025	Rating Area 1	Tobacco User/Non-Tobacco User	51	532.05	545.35
16322PA0040025	Rating Area 1	Tobacco User/Non-Tobacco User	52	556.87	570.79
16322PA0040025	Rating Area 1	Tobacco User/Non-Tobacco User	53	581.97	596.52
16322PA0040025	Rating Area 1	Tobacco User/Non-Tobacco User	54	609.07	624.30
16322PA0040025	Rating Area 1	Tobacco User/Non-Tobacco User	55	636.17	652.08
16322PA0040025	Rating Area 1	Tobacco User/Non-Tobacco User	56	665.56	682.20
16322PA0040025	Rating Area 1	Tobacco User/Non-Tobacco User	57	695.23	712.61
16322PA0040025	Rating Area 1	Tobacco User/Non-Tobacco User	58	726.89	745.07
16322PA0040025	Rating Area 1	Tobacco User/Non-Tobacco User	59	742.58	761.15
16322PA0040025	Rating Area 1	Tobacco User/Non-Tobacco User	60	774.25	793.61
16322PA0040025	Rating Area 1	Tobacco User/Non-Tobacco User	61	801.64	821.68
16322PA0040025	Rating Area 1	Tobacco User/Non-Tobacco User	62	819.61	840.10
16322PA0040025	Rating Area 1	Tobacco User/Non-Tobacco User	63	842.15	863.20
16322PA0040025	Rating Area 1	Tobacco User/Non-Tobacco User	64 and over	855.84	877.24
16322PA0040025	Rating Area 2	Tobacco User/Non-Tobacco User	0-14	218.24	218.24
16322PA0040025	Rating Area 2	Tobacco User/Non-Tobacco User	15	237.64	237.64
16322PA0040025	Rating Area 2	Tobacco User/Non-Tobacco User	16	245.06	245.06
16322PA0040025	Rating Area 2	Tobacco User/Non-Tobacco User	17	252.47	252.47
16322PA0040025	Rating Area 2	Tobacco User/Non-Tobacco User	18	260.46	266.97
16322PA0040025	Rating Area 2	Tobacco User/Non-Tobacco User	19	268.45	275.16
16322PA0040025	Rating Area 2	Tobacco User/Non-Tobacco User	20	276.72	283.64
16322PA0040025	Rating Area 2	Tobacco User/Non-Tobacco User	21	285.28	292.41
16322PA0040025	Rating Area 2	Tobacco User/Non-Tobacco User	22	285.28	292.41
16322PA0040025	Rating Area 2	Tobacco User/Non-Tobacco User	23	285.28	292.41
16322PA0040025	Rating Area 2	Tobacco User/Non-Tobacco User	24	285.28	292.41
16322PA0040025	Rating Area 2	Tobacco User/Non-Tobacco User	25	286.42	293.58
16322PA0040025	Rating Area 2	Tobacco User/Non-Tobacco User	26	292.13	299.43
16322PA0040025	Rating Area 2	Tobacco User/Non-Tobacco User	27	298.97	306.45
16322PA0040025	Rating Area 2	Tobacco User/Non-Tobacco User	28	310.10	317.85
16322PA0040025	Rating Area 2	Tobacco User/Non-Tobacco User	29	319.23	327.21
16322PA0040025	Rating Area 2	Tobacco User/Non-Tobacco User	30	323.79	331.89
16322PA0040025	Rating Area 2	Tobacco User/Non-Tobacco User	31	330.64	338.91
16322PA0040025	Rating Area 2	Tobacco User/Non-Tobacco User	32	337.49	345.92
16322PA0040025	Rating Area 2	Tobacco User/Non-Tobacco User	33	341.77	350.31
16322PA0040025	Rating Area 2	Tobacco User/Non-Tobacco User	34	346.33	354.99
16322PA0040025	Rating Area 2	Tobacco User/Non-Tobacco User	35	348.61	357.33
16322PA0040025	Rating Area 2	Tobacco User/Non-Tobacco User	36	350.89	359.67
16322PA0040025	Rating Area 2	Tobacco User/Non-Tobacco User	37	353.18	362.01
16322PA0040025	Rating Area 2	Tobacco User/Non-Tobacco User	38	355.46	364.35
16322PA0040025	Rating Area 2	Tobacco User/Non-Tobacco User	39	360.02	369.02
16322PA0040025	Rating Area 2	Tobacco User/Non-Tobacco User	40	364.59	373.70
16322PA0040025	Rating Area 2	Tobacco User/Non-Tobacco User	41	371.43	380.72
16322PA0040025	Rating Area 2	Tobacco User/Non-Tobacco User	42	378.00	387.45
16322PA0040025	Rating Area 2	Tobacco User/Non-Tobacco User	43	387.12	396.80
16322PA0040025	Rating Area 2	Tobacco User/Non-Tobacco User	44	398.54	408.50
16322PA0040025	Rating Area 2	Tobacco User/Non-Tobacco User	45	411.94	422.24
16322PA0040025	Rating Area 2	Tobacco User/Non-Tobacco User	46	427.92	438.62
16322PA0040025	Rating Area 2	Tobacco User/Non-Tobacco User	47	445.89	457.04
16322PA0040025	Rating Area 2	Tobacco User/Non-Tobacco User	48	466.43	478.09
16322PA0040025	Rating Area 2	Tobacco User/Non-Tobacco User	49	486.69	498.85
16322PA0040025	Rating Area 2	Tobacco User/Non-Tobacco User	50	509.51	522.25
16322PA0040025	Rating Area 2	Tobacco User/Non-Tobacco User	51	532.05	545.35
16322PA0040025	Rating Area 2	Tobacco User/Non-Tobacco User	52	556.87	570.79
16322PA0040025	Rating Area 2	Tobacco User/Non-Tobacco User	53	581.97	596.52
16322PA0040025	Rating Area 2	Tobacco User/Non-Tobacco User	54	609.07	624.30
16322PA0040025	Rating Area 2	Tobacco User/Non-Tobacco User	55	636.17	652.08
16322PA0040025	Rating Area 2	Tobacco User/Non-Tobacco User	56	665.56	682.20
16322PA0040025	Rating Area 2	Tobacco User/Non-Tobacco User	57	695.23	712.61
16322PA0040025	Rating Area 2	Tobacco User/Non-Tobacco User	58	726.89	745.07
16322PA0040025	Rating Area 2	Tobacco User/Non-Tobacco User	59	742.58	761.15
16322PA0040025	Rating Area 2	Tobacco User/Non-Tobacco User	60	774.25	793.61
16322PA0040025	Rating Area 2	Tobacco User/Non-Tobacco User	61	801.64	821.68
16322PA0040025	Rating Area 2	Tobacco User/Non-Tobacco User	62	819.61	840.10
16322PA0040025	Rating Area 2	Tobacco User/Non-Tobacco User	63	842.15	863.20
16322PA0040025	Rating Area 2	Tobacco User/Non-Tobacco User	64 and over	855.84	877.24
16322PA0040025	Rating Area 4	Tobacco User/Non-Tobacco User	0-14	218.24	218.24
16322PA0040025	Rating Area 4	Tobacco User/Non-Tobacco User	15	237.64	237.64
16322PA0040025	Rating Area 4	Tobacco User/Non-Tobacco User	16	245.06	245.06
16322PA0040025	Rating Area 4	Tobacco User/Non-Tobacco User	17	252.47	252.47
16322PA0040025	Rating Area 4	Tobacco User/Non-Tobacco User	18	260.46	266.97
16322PA0040025	Rating Area 4	Tobacco User/Non-Tobacco User	19	268.45	275.16
16322PA0040025	Rating Area 4	Tobacco User/Non-Tobacco User	20	276.72	283.64
16322PA0040025	Rating Area 4	Tobacco User/Non-Tobacco User	21	285.28	292.41
16322PA0040025	Rating Area 4	Tobacco User/Non-Tobacco User	22	285.28	292.41
16322PA0040025	Rating Area 4	Tobacco User/Non-Tobacco User	23	285.28	292.41
16322PA0040025	Rating Area 4	Tobacco User/Non-Tobacco User	24	285.28	292.41
16322PA0040025	Rating Area 4	Tobacco User/Non-Tobacco User	25	286.42	293.58
16322PA0040025	Rating Area 4	Tobacco User/Non-Tobacco User	26	292.13	299.43
16322PA0040025	Rating Area 4	Tobacco User/Non-Tobacco User	27	298.97	306.45
16322PA0040025	Rating Area 4	Tobacco User/Non-Tobacco User	28	310.10	317.85
16322PA0040025	Rating Area 4	Tobacco User/Non-Tobacco User	29	319.23	327.21
16322PA0040025	Rating Area 4	Tobacco User/Non-Tobacco User	30	323.79	331.89
16322PA0040025	Rating Area 4	Tobacco User/Non-Tobacco User	31	330.64	338.91
16322PA0040025	Rating Area 4	Tobacco User/Non-Tobacco User	32	337.49	345.92
16322PA0040025	Rating Area 4	Tobacco User/Non-Tobacco User	33	341.77	350.31
16322PA0040025	Rating Area 4	Tobacco User/Non-Tobacco User	34	346.33	354.99
16322PA0040025	Rating Area 4	Tobacco User/Non-Tobacco User	35	348.61	357.33
16322PA0040025	Rating Area 4	Tobacco User/Non-Tobacco User	36	350.89	359.67
16322PA0040025	Rating Area 4	Tobacco User/Non-Tobacco User	37	353.18	362.01
16322PA0040025	Rating Area 4	Tobacco User/Non-Tobacco User	38	355.46	364.35
16322PA0040025	Rating Area 4	Tobacco User/Non-Tobacco User	39	360.02	369.02
16322PA0040025	Rating Area 4	Tobacco User/Non-Tobacco User	40	364.59	373.70
16322PA0040025	Rating Area 4	Tobacco User/Non-Tobacco User	41	371.43	380.72
16322PA0040025	Rating Area 4	Tobacco User/Non-Tobacco User	42	378.00	387.45

16322PA0040025	Rating Area 4	Tobacco User/Non-Tobacco User	43	387.12	396.80
16322PA0040025	Rating Area 4	Tobacco User/Non-Tobacco User	44	398.54	408.50
16322PA0040025	Rating Area 4	Tobacco User/Non-Tobacco User	45	411.94	422.24
16322PA0040025	Rating Area 4	Tobacco User/Non-Tobacco User	46	427.92	438.62
16322PA0040025	Rating Area 4	Tobacco User/Non-Tobacco User	47	445.89	457.04
16322PA0040025	Rating Area 4	Tobacco User/Non-Tobacco User	48	466.43	478.09
16322PA0040025	Rating Area 4	Tobacco User/Non-Tobacco User	49	486.69	498.85
16322PA0040025	Rating Area 4	Tobacco User/Non-Tobacco User	50	509.51	522.25
16322PA0040025	Rating Area 4	Tobacco User/Non-Tobacco User	51	532.05	545.35
16322PA0040025	Rating Area 4	Tobacco User/Non-Tobacco User	52	556.87	570.79
16322PA0040025	Rating Area 4	Tobacco User/Non-Tobacco User	53	581.97	596.52
16322PA0040025	Rating Area 4	Tobacco User/Non-Tobacco User	54	609.07	624.30
16322PA0040025	Rating Area 4	Tobacco User/Non-Tobacco User	55	636.17	652.08
16322PA0040025	Rating Area 4	Tobacco User/Non-Tobacco User	56	665.56	682.20
16322PA0040025	Rating Area 4	Tobacco User/Non-Tobacco User	57	695.23	712.61
16322PA0040025	Rating Area 4	Tobacco User/Non-Tobacco User	58	726.89	745.07
16322PA0040025	Rating Area 4	Tobacco User/Non-Tobacco User	59	742.58	761.15
16322PA0040025	Rating Area 4	Tobacco User/Non-Tobacco User	60	774.25	793.61
16322PA0040025	Rating Area 4	Tobacco User/Non-Tobacco User	61	801.64	821.68
16322PA0040025	Rating Area 4	Tobacco User/Non-Tobacco User	62	819.61	840.10
16322PA0040025	Rating Area 4	Tobacco User/Non-Tobacco User	63	842.15	863.20
16322PA0040025	Rating Area 4	Tobacco User/Non-Tobacco User	64 and over	855.84	877.24
16322PA0040025	Rating Area 5	Tobacco User/Non-Tobacco User	0-14	218.24	218.24
16322PA0040025	Rating Area 5	Tobacco User/Non-Tobacco User	15	237.64	237.64
16322PA0040025	Rating Area 5	Tobacco User/Non-Tobacco User	16	245.06	245.06
16322PA0040025	Rating Area 5	Tobacco User/Non-Tobacco User	17	252.47	252.47
16322PA0040025	Rating Area 5	Tobacco User/Non-Tobacco User	18	260.46	266.97
16322PA0040025	Rating Area 5	Tobacco User/Non-Tobacco User	19	268.45	275.16
16322PA0040025	Rating Area 5	Tobacco User/Non-Tobacco User	20	276.72	283.64
16322PA0040025	Rating Area 5	Tobacco User/Non-Tobacco User	21	285.28	292.41
16322PA0040025	Rating Area 5	Tobacco User/Non-Tobacco User	22	285.28	292.41
16322PA0040025	Rating Area 5	Tobacco User/Non-Tobacco User	23	285.28	292.41
16322PA0040025	Rating Area 5	Tobacco User/Non-Tobacco User	24	285.28	292.41
16322PA0040025	Rating Area 5	Tobacco User/Non-Tobacco User	25	286.42	293.58
16322PA0040025	Rating Area 5	Tobacco User/Non-Tobacco User	26	292.13	299.43
16322PA0040025	Rating Area 5	Tobacco User/Non-Tobacco User	27	298.97	306.45
16322PA0040025	Rating Area 5	Tobacco User/Non-Tobacco User	28	310.10	317.85
16322PA0040025	Rating Area 5	Tobacco User/Non-Tobacco User	29	319.23	327.21
16322PA0040025	Rating Area 5	Tobacco User/Non-Tobacco User	30	323.79	331.89
16322PA0040025	Rating Area 5	Tobacco User/Non-Tobacco User	31	330.64	338.91
16322PA0040025	Rating Area 5	Tobacco User/Non-Tobacco User	32	337.49	345.92
16322PA0040025	Rating Area 5	Tobacco User/Non-Tobacco User	33	341.77	350.31
16322PA0040025	Rating Area 5	Tobacco User/Non-Tobacco User	34	346.33	354.99
16322PA0040025	Rating Area 5	Tobacco User/Non-Tobacco User	35	348.61	357.33
16322PA0040025	Rating Area 5	Tobacco User/Non-Tobacco User	36	350.89	359.67
16322PA0040025	Rating Area 5	Tobacco User/Non-Tobacco User	37	353.18	362.01
16322PA0040025	Rating Area 5	Tobacco User/Non-Tobacco User	38	355.46	364.35
16322PA0040025	Rating Area 5	Tobacco User/Non-Tobacco User	39	360.02	369.02
16322PA0040025	Rating Area 5	Tobacco User/Non-Tobacco User	40	364.59	373.70
16322PA0040025	Rating Area 5	Tobacco User/Non-Tobacco User	41	371.43	380.72
16322PA0040025	Rating Area 5	Tobacco User/Non-Tobacco User	42	378.00	387.45
16322PA0040025	Rating Area 5	Tobacco User/Non-Tobacco User	43	387.12	396.80
16322PA0040025	Rating Area 5	Tobacco User/Non-Tobacco User	44	398.54	408.50
16322PA0040025	Rating Area 5	Tobacco User/Non-Tobacco User	45	411.94	422.24
16322PA0040025	Rating Area 5	Tobacco User/Non-Tobacco User	46	427.92	438.62
16322PA0040025	Rating Area 5	Tobacco User/Non-Tobacco User	47	445.89	457.04
16322PA0040025	Rating Area 5	Tobacco User/Non-Tobacco User	48	466.43	478.09
16322PA0040025	Rating Area 5	Tobacco User/Non-Tobacco User	49	486.69	498.85
16322PA0040025	Rating Area 5	Tobacco User/Non-Tobacco User	50	509.51	522.25
16322PA0040025	Rating Area 5	Tobacco User/Non-Tobacco User	51	532.05	545.35
16322PA0040025	Rating Area 5	Tobacco User/Non-Tobacco User	52	556.87	570.79
16322PA0040025	Rating Area 5	Tobacco User/Non-Tobacco User	53	581.97	596.52
16322PA0040025	Rating Area 5	Tobacco User/Non-Tobacco User	54	609.07	624.30
16322PA0040025	Rating Area 5	Tobacco User/Non-Tobacco User	55	636.17	652.08
16322PA0040025	Rating Area 5	Tobacco User/Non-Tobacco User	56	665.56	682.20
16322PA0040025	Rating Area 5	Tobacco User/Non-Tobacco User	57	695.23	712.61
16322PA0040025	Rating Area 5	Tobacco User/Non-Tobacco User	58	726.89	745.07
16322PA0040025	Rating Area 5	Tobacco User/Non-Tobacco User	59	742.58	761.15
16322PA0040025	Rating Area 5	Tobacco User/Non-Tobacco User	60	774.25	793.61
16322PA0040025	Rating Area 5	Tobacco User/Non-Tobacco User	61	801.64	821.68
16322PA0040025	Rating Area 5	Tobacco User/Non-Tobacco User	62	819.61	840.10
16322PA0040025	Rating Area 5	Tobacco User/Non-Tobacco User	63	842.15	863.20
16322PA0040025	Rating Area 5	Tobacco User/Non-Tobacco User	64 and over	855.84	877.24
16322PA0040025	Rating Area 6	Tobacco User/Non-Tobacco User	0-14	293.94	293.94
16322PA0040025	Rating Area 6	Tobacco User/Non-Tobacco User	15	320.06	320.06
16322PA0040025	Rating Area 6	Tobacco User/Non-Tobacco User	16	330.05	330.05
16322PA0040025	Rating Area 6	Tobacco User/Non-Tobacco User	17	340.04	340.04
16322PA0040025	Rating Area 6	Tobacco User/Non-Tobacco User	18	350.80	359.57
16322PA0040025	Rating Area 6	Tobacco User/Non-Tobacco User	19	361.56	370.60
16322PA0040025	Rating Area 6	Tobacco User/Non-Tobacco User	20	372.70	382.02
16322PA0040025	Rating Area 6	Tobacco User/Non-Tobacco User	21	384.23	393.84
16322PA0040025	Rating Area 6	Tobacco User/Non-Tobacco User	22	384.23	393.84
16322PA0040025	Rating Area 6	Tobacco User/Non-Tobacco User	23	384.23	393.84
16322PA0040025	Rating Area 6	Tobacco User/Non-Tobacco User	24	384.23	393.84
16322PA0040025	Rating Area 6	Tobacco User/Non-Tobacco User	25	385.77	395.41
16322PA0040025	Rating Area 6	Tobacco User/Non-Tobacco User	26	393.45	403.29
16322PA0040025	Rating Area 6	Tobacco User/Non-Tobacco User	27	402.67	412.74
16322PA0040025	Rating Area 6	Tobacco User/Non-Tobacco User	28	417.66	428.10
16322PA0040025	Rating Area 6	Tobacco User/Non-Tobacco User	29	429.95	440.70
16322PA0040025	Rating Area 6	Tobacco User/Non-Tobacco User	30	436.10	447.00
16322PA0040025	Rating Area 6	Tobacco User/Non-Tobacco User	31	445.32	456.46
16322PA0040025	Rating Area 6	Tobacco User/Non-Tobacco User	32	454.54	465.91
16322PA0040025	Rating Area 6	Tobacco User/Non-Tobacco User	33	460.31	471.82
16322PA0040025	Rating Area 6	Tobacco User/Non-Tobacco User	34	466.46	478.12
16322PA0040025	Rating Area 6	Tobacco User/Non-Tobacco User	35	469.53	481.27
16322PA0040025	Rating Area 6	Tobacco User/Non-Tobacco User	36	472.60	484.42
16322PA0040025	Rating Area 6	Tobacco User/Non-Tobacco User	37	475.68	487.57
16322PA0040025	Rating Area 6	Tobacco User/Non-Tobacco User	38	478.75	490.72
16322PA0040025	Rating Area 6	Tobacco User/Non-Tobacco User	39	484.90	497.02
16322PA0040025	Rating Area 6	Tobacco User/Non-Tobacco User	40	491.05	503.32
16322PA0040025	Rating Area 6	Tobacco User/Non-Tobacco User	41	500.27	512.77
16322PA0040025	Rating Area 6	Tobacco User/Non-Tobacco User	42	509.10	521.83
16322PA0040025	Rating Area 6	Tobacco User/Non-Tobacco User	43	521.40	534.44
16322PA0040025	Rating Area 6	Tobacco User/Non-Tobacco User	44	536.77	550.19
16322PA0040025	Rating Area 6	Tobacco User/Non-Tobacco User	45	554.83	568.70

16322PA0040025	Rating Area 6	Tobacco User/Non-Tobacco User	46	576.35	590.75
16322PA0040025	Rating Area 6	Tobacco User/Non-Tobacco User	47	600.55	615.57
16322PA0040025	Rating Area 6	Tobacco User/Non-Tobacco User	48	628.22	643.92
16322PA0040025	Rating Area 6	Tobacco User/Non-Tobacco User	49	655.50	671.88
16322PA0040025	Rating Area 6	Tobacco User/Non-Tobacco User	50	686.23	703.39
16322PA0040025	Rating Area 6	Tobacco User/Non-Tobacco User	51	716.59	734.50
16322PA0040025	Rating Area 6	Tobacco User/Non-Tobacco User	52	750.02	768.77
16322PA0040025	Rating Area 6	Tobacco User/Non-Tobacco User	53	783.83	803.42
16322PA0040025	Rating Area 6	Tobacco User/Non-Tobacco User	54	820.33	840.84
16322PA0040025	Rating Area 6	Tobacco User/Non-Tobacco User	55	856.83	878.25
16322PA0040025	Rating Area 6	Tobacco User/Non-Tobacco User	56	896.41	918.82
16322PA0040025	Rating Area 6	Tobacco User/Non-Tobacco User	57	936.37	959.78
16322PA0040025	Rating Area 6	Tobacco User/Non-Tobacco User	58	979.02	1003.49
16322PA0040025	Rating Area 6	Tobacco User/Non-Tobacco User	59	1000.15	1025.15
16322PA0040025	Rating Area 6	Tobacco User/Non-Tobacco User	60	1042.80	1068.87
16322PA0040025	Rating Area 6	Tobacco User/Non-Tobacco User	61	1079.69	1106.68
16322PA0040025	Rating Area 6	Tobacco User/Non-Tobacco User	62	1103.89	1131.49
16322PA0040025	Rating Area 6	Tobacco User/Non-Tobacco User	63	1134.25	1162.60
16322PA0040025	Rating Area 6	Tobacco User/Non-Tobacco User	64 and over	1152.69	1181.51
16322PA0040026	Rating Area 1	Tobacco User/Non-Tobacco User	0-14	191.02	191.02
16322PA0040026	Rating Area 1	Tobacco User/Non-Tobacco User	15	208.00	208.00
16322PA0040026	Rating Area 1	Tobacco User/Non-Tobacco User	16	214.49	214.49
16322PA0040026	Rating Area 1	Tobacco User/Non-Tobacco User	17	220.98	220.98
16322PA0040026	Rating Area 1	Tobacco User/Non-Tobacco User	18	227.98	233.68
16322PA0040026	Rating Area 1	Tobacco User/Non-Tobacco User	19	234.97	240.84
16322PA0040026	Rating Area 1	Tobacco User/Non-Tobacco User	20	242.21	248.26
16322PA0040026	Rating Area 1	Tobacco User/Non-Tobacco User	21	249.70	255.94
16322PA0040026	Rating Area 1	Tobacco User/Non-Tobacco User	22	249.70	255.94
16322PA0040026	Rating Area 1	Tobacco User/Non-Tobacco User	23	249.70	255.94
16322PA0040026	Rating Area 1	Tobacco User/Non-Tobacco User	24	249.70	255.94
16322PA0040026	Rating Area 1	Tobacco User/Non-Tobacco User	25	250.70	256.97
16322PA0040026	Rating Area 1	Tobacco User/Non-Tobacco User	26	255.69	262.09
16322PA0040026	Rating Area 1	Tobacco User/Non-Tobacco User	27	261.69	268.23
16322PA0040026	Rating Area 1	Tobacco User/Non-Tobacco User	28	271.42	278.21
16322PA0040026	Rating Area 1	Tobacco User/Non-Tobacco User	29	279.41	286.40
16322PA0040026	Rating Area 1	Tobacco User/Non-Tobacco User	30	283.41	290.49
16322PA0040026	Rating Area 1	Tobacco User/Non-Tobacco User	31	289.40	296.64
16322PA0040026	Rating Area 1	Tobacco User/Non-Tobacco User	32	295.40	302.78
16322PA0040026	Rating Area 1	Tobacco User/Non-Tobacco User	33	299.14	306.62
16322PA0040026	Rating Area 1	Tobacco User/Non-Tobacco User	34	303.14	310.71
16322PA0040026	Rating Area 1	Tobacco User/Non-Tobacco User	35	305.13	312.76
16322PA0040026	Rating Area 1	Tobacco User/Non-Tobacco User	36	307.13	314.81
16322PA0040026	Rating Area 1	Tobacco User/Non-Tobacco User	37	309.13	316.86
16322PA0040026	Rating Area 1	Tobacco User/Non-Tobacco User	38	311.13	318.90
16322PA0040026	Rating Area 1	Tobacco User/Non-Tobacco User	39	315.12	323.00
16322PA0040026	Rating Area 1	Tobacco User/Non-Tobacco User	40	319.12	327.09
16322PA0040026	Rating Area 1	Tobacco User/Non-Tobacco User	41	325.11	333.24
16322PA0040026	Rating Area 1	Tobacco User/Non-Tobacco User	42	330.85	339.12
16322PA0040026	Rating Area 1	Tobacco User/Non-Tobacco User	43	338.84	347.31
16322PA0040026	Rating Area 1	Tobacco User/Non-Tobacco User	44	348.83	357.55
16322PA0040026	Rating Area 1	Tobacco User/Non-Tobacco User	45	360.57	369.58
16322PA0040026	Rating Area 1	Tobacco User/Non-Tobacco User	46	374.55	383.91
16322PA0040026	Rating Area 1	Tobacco User/Non-Tobacco User	47	390.28	400.04
16322PA0040026	Rating Area 1	Tobacco User/Non-Tobacco User	48	408.26	418.47
16322PA0040026	Rating Area 1	Tobacco User/Non-Tobacco User	49	425.99	436.64
16322PA0040026	Rating Area 1	Tobacco User/Non-Tobacco User	50	445.96	457.11
16322PA0040026	Rating Area 1	Tobacco User/Non-Tobacco User	51	465.69	477.33
16322PA0040026	Rating Area 1	Tobacco User/Non-Tobacco User	52	487.41	499.60
16322PA0040026	Rating Area 1	Tobacco User/Non-Tobacco User	53	509.39	522.12
16322PA0040026	Rating Area 1	Tobacco User/Non-Tobacco User	54	533.11	546.44
16322PA0040026	Rating Area 1	Tobacco User/Non-Tobacco User	55	556.83	570.75
16322PA0040026	Rating Area 1	Tobacco User/Non-Tobacco User	56	582.55	597.11
16322PA0040026	Rating Area 1	Tobacco User/Non-Tobacco User	57	608.52	623.73
16322PA0040026	Rating Area 1	Tobacco User/Non-Tobacco User	58	636.24	652.14
16322PA0040026	Rating Area 1	Tobacco User/Non-Tobacco User	59	649.97	666.22
16322PA0040026	Rating Area 1	Tobacco User/Non-Tobacco User	60	677.69	694.63
16322PA0040026	Rating Area 1	Tobacco User/Non-Tobacco User	61	701.66	719.20
16322PA0040026	Rating Area 1	Tobacco User/Non-Tobacco User	62	717.39	735.32
16322PA0040026	Rating Area 1	Tobacco User/Non-Tobacco User	63	737.11	755.54
16322PA0040026	Rating Area 1	Tobacco User/Non-Tobacco User	64 and over	749.10	767.83
16322PA0040026	Rating Area 2	Tobacco User/Non-Tobacco User	0-14	191.02	191.02
16322PA0040026	Rating Area 2	Tobacco User/Non-Tobacco User	15	208.00	208.00
16322PA0040026	Rating Area 2	Tobacco User/Non-Tobacco User	16	214.49	214.49
16322PA0040026	Rating Area 2	Tobacco User/Non-Tobacco User	17	220.98	220.98
16322PA0040026	Rating Area 2	Tobacco User/Non-Tobacco User	18	227.98	233.68
16322PA0040026	Rating Area 2	Tobacco User/Non-Tobacco User	19	234.97	240.84
16322PA0040026	Rating Area 2	Tobacco User/Non-Tobacco User	20	242.21	248.26
16322PA0040026	Rating Area 2	Tobacco User/Non-Tobacco User	21	249.70	255.94
16322PA0040026	Rating Area 2	Tobacco User/Non-Tobacco User	22	249.70	255.94
16322PA0040026	Rating Area 2	Tobacco User/Non-Tobacco User	23	249.70	255.94
16322PA0040026	Rating Area 2	Tobacco User/Non-Tobacco User	24	249.70	255.94
16322PA0040026	Rating Area 2	Tobacco User/Non-Tobacco User	25	250.70	256.97
16322PA0040026	Rating Area 2	Tobacco User/Non-Tobacco User	26	255.69	262.09
16322PA0040026	Rating Area 2	Tobacco User/Non-Tobacco User	27	261.69	268.23
16322PA0040026	Rating Area 2	Tobacco User/Non-Tobacco User	28	271.42	278.21
16322PA0040026	Rating Area 2	Tobacco User/Non-Tobacco User	29	279.41	286.40
16322PA0040026	Rating Area 2	Tobacco User/Non-Tobacco User	30	283.41	290.49
16322PA0040026	Rating Area 2	Tobacco User/Non-Tobacco User	31	289.40	296.64
16322PA0040026	Rating Area 2	Tobacco User/Non-Tobacco User	32	295.40	302.78
16322PA0040026	Rating Area 2	Tobacco User/Non-Tobacco User	33	299.14	306.62
16322PA0040026	Rating Area 2	Tobacco User/Non-Tobacco User	34	303.14	310.71
16322PA0040026	Rating Area 2	Tobacco User/Non-Tobacco User	35	305.13	312.76
16322PA0040026	Rating Area 2	Tobacco User/Non-Tobacco User	36	307.13	314.81
16322PA0040026	Rating Area 2	Tobacco User/Non-Tobacco User	37	309.13	316.86
16322PA0040026	Rating Area 2	Tobacco User/Non-Tobacco User	38	311.13	318.90
16322PA0040026	Rating Area 2	Tobacco User/Non-Tobacco User	39	315.12	323.00
16322PA0040026	Rating Area 2	Tobacco User/Non-Tobacco User	40	319.12	327.09
16322PA0040026	Rating Area 2	Tobacco User/Non-Tobacco User	41	325.11	333.24
16322PA0040026	Rating Area 2	Tobacco User/Non-Tobacco User	42	330.85	339.12
16322PA0040026	Rating Area 2	Tobacco User/Non-Tobacco User	43	338.84	347.31
16322PA0040026	Rating Area 2	Tobacco User/Non-Tobacco User	44	348.83	357.55
16322PA0040026	Rating Area 2	Tobacco User/Non-Tobacco User	45	360.57	369.58
16322PA0040026	Rating Area 2	Tobacco User/Non-Tobacco User	46	374.55	383.91
16322PA0040026	Rating Area 2	Tobacco User/Non-Tobacco User	47	390.28	400.04
16322PA0040026	Rating Area 2	Tobacco User/Non-Tobacco User	48	408.26	418.47

16322PA0040026	Rating Area 2	Tobacco User/Non-Tobacco User	49	425.99	436.64
16322PA0040026	Rating Area 2	Tobacco User/Non-Tobacco User	50	445.96	457.11
16322PA0040026	Rating Area 2	Tobacco User/Non-Tobacco User	51	465.69	477.33
16322PA0040026	Rating Area 2	Tobacco User/Non-Tobacco User	52	487.41	499.60
16322PA0040026	Rating Area 2	Tobacco User/Non-Tobacco User	53	509.39	522.12
16322PA0040026	Rating Area 2	Tobacco User/Non-Tobacco User	54	533.11	546.44
16322PA0040026	Rating Area 2	Tobacco User/Non-Tobacco User	55	556.83	570.75
16322PA0040026	Rating Area 2	Tobacco User/Non-Tobacco User	56	582.55	597.11
16322PA0040026	Rating Area 2	Tobacco User/Non-Tobacco User	57	608.52	623.73
16322PA0040026	Rating Area 2	Tobacco User/Non-Tobacco User	58	636.24	652.14
16322PA0040026	Rating Area 2	Tobacco User/Non-Tobacco User	59	669.97	686.22
16322PA0040026	Rating Area 2	Tobacco User/Non-Tobacco User	60	677.69	694.63
16322PA0040026	Rating Area 2	Tobacco User/Non-Tobacco User	61	701.66	719.20
16322PA0040026	Rating Area 2	Tobacco User/Non-Tobacco User	62	717.39	735.32
16322PA0040026	Rating Area 2	Tobacco User/Non-Tobacco User	63	737.11	755.54
16322PA0040026	Rating Area 2	Tobacco User/Non-Tobacco User	64 and over	749.10	767.83
16322PA0040026	Rating Area 4	Tobacco User/Non-Tobacco User	0-14	191.02	191.02
16322PA0040026	Rating Area 4	Tobacco User/Non-Tobacco User	15	208.00	208.00
16322PA0040026	Rating Area 4	Tobacco User/Non-Tobacco User	16	214.49	214.49
16322PA0040026	Rating Area 4	Tobacco User/Non-Tobacco User	17	220.98	220.98
16322PA0040026	Rating Area 4	Tobacco User/Non-Tobacco User	18	227.98	233.68
16322PA0040026	Rating Area 4	Tobacco User/Non-Tobacco User	19	234.97	240.84
16322PA0040026	Rating Area 4	Tobacco User/Non-Tobacco User	20	242.21	248.26
16322PA0040026	Rating Area 4	Tobacco User/Non-Tobacco User	21	249.70	255.94
16322PA0040026	Rating Area 4	Tobacco User/Non-Tobacco User	22	249.70	255.94
16322PA0040026	Rating Area 4	Tobacco User/Non-Tobacco User	23	249.70	255.94
16322PA0040026	Rating Area 4	Tobacco User/Non-Tobacco User	24	249.70	255.94
16322PA0040026	Rating Area 4	Tobacco User/Non-Tobacco User	25	250.70	256.97
16322PA0040026	Rating Area 4	Tobacco User/Non-Tobacco User	26	255.69	262.09
16322PA0040026	Rating Area 4	Tobacco User/Non-Tobacco User	27	261.69	268.23
16322PA0040026	Rating Area 4	Tobacco User/Non-Tobacco User	28	271.42	278.21
16322PA0040026	Rating Area 4	Tobacco User/Non-Tobacco User	29	279.41	286.40
16322PA0040026	Rating Area 4	Tobacco User/Non-Tobacco User	30	283.41	290.49
16322PA0040026	Rating Area 4	Tobacco User/Non-Tobacco User	31	289.40	296.64
16322PA0040026	Rating Area 4	Tobacco User/Non-Tobacco User	32	295.40	302.78
16322PA0040026	Rating Area 4	Tobacco User/Non-Tobacco User	33	299.14	306.62
16322PA0040026	Rating Area 4	Tobacco User/Non-Tobacco User	34	303.14	310.71
16322PA0040026	Rating Area 4	Tobacco User/Non-Tobacco User	35	305.13	312.76
16322PA0040026	Rating Area 4	Tobacco User/Non-Tobacco User	36	307.13	314.81
16322PA0040026	Rating Area 4	Tobacco User/Non-Tobacco User	37	309.13	316.86
16322PA0040026	Rating Area 4	Tobacco User/Non-Tobacco User	38	311.13	318.90
16322PA0040026	Rating Area 4	Tobacco User/Non-Tobacco User	39	315.12	323.00
16322PA0040026	Rating Area 4	Tobacco User/Non-Tobacco User	40	319.12	327.09
16322PA0040026	Rating Area 4	Tobacco User/Non-Tobacco User	41	325.11	333.24
16322PA0040026	Rating Area 4	Tobacco User/Non-Tobacco User	42	330.85	339.12
16322PA0040026	Rating Area 4	Tobacco User/Non-Tobacco User	43	338.84	347.31
16322PA0040026	Rating Area 4	Tobacco User/Non-Tobacco User	44	348.83	357.55
16322PA0040026	Rating Area 4	Tobacco User/Non-Tobacco User	45	360.57	369.58
16322PA0040026	Rating Area 4	Tobacco User/Non-Tobacco User	46	374.55	383.91
16322PA0040026	Rating Area 4	Tobacco User/Non-Tobacco User	47	390.28	400.04
16322PA0040026	Rating Area 4	Tobacco User/Non-Tobacco User	48	408.26	418.47
16322PA0040026	Rating Area 4	Tobacco User/Non-Tobacco User	49	425.99	436.64
16322PA0040026	Rating Area 4	Tobacco User/Non-Tobacco User	50	445.96	457.11
16322PA0040026	Rating Area 4	Tobacco User/Non-Tobacco User	51	465.69	477.33
16322PA0040026	Rating Area 4	Tobacco User/Non-Tobacco User	52	487.41	499.60
16322PA0040026	Rating Area 4	Tobacco User/Non-Tobacco User	53	509.39	522.12
16322PA0040026	Rating Area 4	Tobacco User/Non-Tobacco User	54	533.11	546.44
16322PA0040026	Rating Area 4	Tobacco User/Non-Tobacco User	55	556.83	570.75
16322PA0040026	Rating Area 4	Tobacco User/Non-Tobacco User	56	582.55	597.11
16322PA0040026	Rating Area 4	Tobacco User/Non-Tobacco User	57	608.52	623.73
16322PA0040026	Rating Area 4	Tobacco User/Non-Tobacco User	58	636.24	652.14
16322PA0040026	Rating Area 4	Tobacco User/Non-Tobacco User	59	649.97	666.22
16322PA0040026	Rating Area 4	Tobacco User/Non-Tobacco User	60	677.69	694.63
16322PA0040026	Rating Area 4	Tobacco User/Non-Tobacco User	61	701.66	719.20
16322PA0040026	Rating Area 4	Tobacco User/Non-Tobacco User	62	717.39	735.32
16322PA0040026	Rating Area 4	Tobacco User/Non-Tobacco User	63	737.11	755.54
16322PA0040026	Rating Area 4	Tobacco User/Non-Tobacco User	64 and over	749.10	767.83
16322PA0040026	Rating Area 5	Tobacco User/Non-Tobacco User	0-14	191.02	191.02
16322PA0040026	Rating Area 5	Tobacco User/Non-Tobacco User	15	208.00	208.00
16322PA0040026	Rating Area 5	Tobacco User/Non-Tobacco User	16	214.49	214.49
16322PA0040026	Rating Area 5	Tobacco User/Non-Tobacco User	17	220.98	220.98
16322PA0040026	Rating Area 5	Tobacco User/Non-Tobacco User	18	227.98	233.68
16322PA0040026	Rating Area 5	Tobacco User/Non-Tobacco User	19	234.97	240.84
16322PA0040026	Rating Area 5	Tobacco User/Non-Tobacco User	20	242.21	248.26
16322PA0040026	Rating Area 5	Tobacco User/Non-Tobacco User	21	249.70	255.94
16322PA0040026	Rating Area 5	Tobacco User/Non-Tobacco User	22	249.70	255.94
16322PA0040026	Rating Area 5	Tobacco User/Non-Tobacco User	23	249.70	255.94
16322PA0040026	Rating Area 5	Tobacco User/Non-Tobacco User	24	249.70	255.94
16322PA0040026	Rating Area 5	Tobacco User/Non-Tobacco User	25	250.70	256.97
16322PA0040026	Rating Area 5	Tobacco User/Non-Tobacco User	26	255.69	262.09
16322PA0040026	Rating Area 5	Tobacco User/Non-Tobacco User	27	261.69	268.23
16322PA0040026	Rating Area 5	Tobacco User/Non-Tobacco User	28	271.42	278.21
16322PA0040026	Rating Area 5	Tobacco User/Non-Tobacco User	29	279.41	286.40
16322PA0040026	Rating Area 5	Tobacco User/Non-Tobacco User	30	283.41	290.49
16322PA0040026	Rating Area 5	Tobacco User/Non-Tobacco User	31	289.40	296.64
16322PA0040026	Rating Area 5	Tobacco User/Non-Tobacco User	32	295.40	302.78
16322PA0040026	Rating Area 5	Tobacco User/Non-Tobacco User	33	299.14	306.62
16322PA0040026	Rating Area 5	Tobacco User/Non-Tobacco User	34	303.14	310.71
16322PA0040026	Rating Area 5	Tobacco User/Non-Tobacco User	35	305.13	312.76
16322PA0040026	Rating Area 5	Tobacco User/Non-Tobacco User	36	307.13	314.81
16322PA0040026	Rating Area 5	Tobacco User/Non-Tobacco User	37	309.13	316.86
16322PA0040026	Rating Area 5	Tobacco User/Non-Tobacco User	38	311.13	318.90
16322PA0040026	Rating Area 5	Tobacco User/Non-Tobacco User	39	315.12	323.00
16322PA0040026	Rating Area 5	Tobacco User/Non-Tobacco User	40	319.12	327.09
16322PA0040026	Rating Area 5	Tobacco User/Non-Tobacco User	41	325.11	333.24
16322PA0040026	Rating Area 5	Tobacco User/Non-Tobacco User	42	330.85	339.12
16322PA0040026	Rating Area 5	Tobacco User/Non-Tobacco User	43	338.84	347.31
16322PA0040026	Rating Area 5	Tobacco User/Non-Tobacco User	44	348.83	357.55
16322PA0040026	Rating Area 5	Tobacco User/Non-Tobacco User	45	360.57	369.58
16322PA0040026	Rating Area 5	Tobacco User/Non-Tobacco User	46	374.55	383.91
16322PA0040026	Rating Area 5	Tobacco User/Non-Tobacco User	47	390.28	400.04
16322PA0040026	Rating Area 5	Tobacco User/Non-Tobacco User	48	408.26	418.47
16322PA0040026	Rating Area 5	Tobacco User/Non-Tobacco User	49	425.99	436.64
16322PA0040026	Rating Area 5	Tobacco User/Non-Tobacco User	50	445.96	457.11
16322PA0040026	Rating Area 5	Tobacco User/Non-Tobacco User	51	465.69	477.33

16322PA0040026	Rating Area 5	Tobacco User/Non-Tobacco User	52	487.41	499.60
16322PA0040026	Rating Area 5	Tobacco User/Non-Tobacco User	53	509.39	522.12
16322PA0040026	Rating Area 5	Tobacco User/Non-Tobacco User	54	533.11	546.44
16322PA0040026	Rating Area 5	Tobacco User/Non-Tobacco User	55	556.83	570.75
16322PA0040026	Rating Area 5	Tobacco User/Non-Tobacco User	56	582.55	597.11
16322PA0040026	Rating Area 5	Tobacco User/Non-Tobacco User	57	608.52	623.73
16322PA0040026	Rating Area 5	Tobacco User/Non-Tobacco User	58	636.24	652.14
16322PA0040026	Rating Area 5	Tobacco User/Non-Tobacco User	59	649.97	666.22
16322PA0040026	Rating Area 5	Tobacco User/Non-Tobacco User	60	677.69	694.63
16322PA0040026	Rating Area 5	Tobacco User/Non-Tobacco User	61	701.66	719.20
16322PA0040026	Rating Area 5	Tobacco User/Non-Tobacco User	62	717.39	735.32
16322PA0040026	Rating Area 5	Tobacco User/Non-Tobacco User	63	737.11	755.54
16322PA0040026	Rating Area 5	Tobacco User/Non-Tobacco User	64 and over	749.10	767.83
16322PA0040026	Rating Area 6	Tobacco User/Non-Tobacco User	0-14	257.27	257.27
16322PA0040026	Rating Area 6	Tobacco User/Non-Tobacco User	15	280.14	280.14
16322PA0040026	Rating Area 6	Tobacco User/Non-Tobacco User	16	288.88	288.88
16322PA0040026	Rating Area 6	Tobacco User/Non-Tobacco User	17	297.63	297.63
16322PA0040026	Rating Area 6	Tobacco User/Non-Tobacco User	18	307.04	314.72
16322PA0040026	Rating Area 6	Tobacco User/Non-Tobacco User	19	316.46	324.37
16322PA0040026	Rating Area 6	Tobacco User/Non-Tobacco User	20	326.21	334.37
16322PA0040026	Rating Area 6	Tobacco User/Non-Tobacco User	21	336.30	344.71
16322PA0040026	Rating Area 6	Tobacco User/Non-Tobacco User	22	336.30	344.71
16322PA0040026	Rating Area 6	Tobacco User/Non-Tobacco User	23	336.30	344.71
16322PA0040026	Rating Area 6	Tobacco User/Non-Tobacco User	24	336.30	344.71
16322PA0040026	Rating Area 6	Tobacco User/Non-Tobacco User	25	337.65	346.09
16322PA0040026	Rating Area 6	Tobacco User/Non-Tobacco User	26	344.37	352.98
16322PA0040026	Rating Area 6	Tobacco User/Non-Tobacco User	27	352.44	361.25
16322PA0040026	Rating Area 6	Tobacco User/Non-Tobacco User	28	365.56	374.70
16322PA0040026	Rating Area 6	Tobacco User/Non-Tobacco User	29	376.32	385.73
16322PA0040026	Rating Area 6	Tobacco User/Non-Tobacco User	30	381.70	391.24
16322PA0040026	Rating Area 6	Tobacco User/Non-Tobacco User	31	389.77	399.52
16322PA0040026	Rating Area 6	Tobacco User/Non-Tobacco User	32	397.84	407.79
16322PA0040026	Rating Area 6	Tobacco User/Non-Tobacco User	33	402.89	412.96
16322PA0040026	Rating Area 6	Tobacco User/Non-Tobacco User	34	408.27	418.47
16322PA0040026	Rating Area 6	Tobacco User/Non-Tobacco User	35	410.96	421.23
16322PA0040026	Rating Area 6	Tobacco User/Non-Tobacco User	36	413.65	423.99
16322PA0040026	Rating Area 6	Tobacco User/Non-Tobacco User	37	416.34	426.75
16322PA0040026	Rating Area 6	Tobacco User/Non-Tobacco User	38	419.03	429.51
16322PA0040026	Rating Area 6	Tobacco User/Non-Tobacco User	39	424.41	435.02
16322PA0040026	Rating Area 6	Tobacco User/Non-Tobacco User	40	429.79	440.54
16322PA0040026	Rating Area 6	Tobacco User/Non-Tobacco User	41	437.86	448.81
16322PA0040026	Rating Area 6	Tobacco User/Non-Tobacco User	42	445.60	456.74
16322PA0040026	Rating Area 6	Tobacco User/Non-Tobacco User	43	456.36	467.77
16322PA0040026	Rating Area 6	Tobacco User/Non-Tobacco User	44	469.81	481.56
16322PA0040026	Rating Area 6	Tobacco User/Non-Tobacco User	45	485.62	497.76
16322PA0040026	Rating Area 6	Tobacco User/Non-Tobacco User	46	504.45	517.06
16322PA0040026	Rating Area 6	Tobacco User/Non-Tobacco User	47	525.64	538.78
16322PA0040026	Rating Area 6	Tobacco User/Non-Tobacco User	48	549.85	563.60
16322PA0040026	Rating Area 6	Tobacco User/Non-Tobacco User	49	573.73	588.07
16322PA0040026	Rating Area 6	Tobacco User/Non-Tobacco User	50	600.63	615.65
16322PA0040026	Rating Area 6	Tobacco User/Non-Tobacco User	51	627.20	642.88
16322PA0040026	Rating Area 6	Tobacco User/Non-Tobacco User	52	656.46	672.87
16322PA0040026	Rating Area 6	Tobacco User/Non-Tobacco User	53	686.05	703.20
16322PA0040026	Rating Area 6	Tobacco User/Non-Tobacco User	54	718.00	735.95
16322PA0040026	Rating Area 6	Tobacco User/Non-Tobacco User	55	749.95	768.70
16322PA0040026	Rating Area 6	Tobacco User/Non-Tobacco User	56	784.59	804.20
16322PA0040026	Rating Area 6	Tobacco User/Non-Tobacco User	57	819.56	840.05
16322PA0040026	Rating Area 6	Tobacco User/Non-Tobacco User	58	856.89	878.31
16322PA0040026	Rating Area 6	Tobacco User/Non-Tobacco User	59	875.39	897.27
16322PA0040026	Rating Area 6	Tobacco User/Non-Tobacco User	60	912.72	935.54
16322PA0040026	Rating Area 6	Tobacco User/Non-Tobacco User	61	945.00	968.63
16322PA0040026	Rating Area 6	Tobacco User/Non-Tobacco User	62	966.19	990.34
16322PA0040026	Rating Area 6	Tobacco User/Non-Tobacco User	63	992.76	1017.58
16322PA0040026	Rating Area 6	Tobacco User/Non-Tobacco User	64 and over	1008.90	1034.12
16322PA0040037	Rating Area 1	Tobacco User/Non-Tobacco User	0-14	215.86	215.86
16322PA0040037	Rating Area 1	Tobacco User/Non-Tobacco User	15	235.05	235.05
16322PA0040037	Rating Area 1	Tobacco User/Non-Tobacco User	16	242.38	242.38
16322PA0040037	Rating Area 1	Tobacco User/Non-Tobacco User	17	249.72	249.72
16322PA0040037	Rating Area 1	Tobacco User/Non-Tobacco User	18	257.62	264.06
16322PA0040037	Rating Area 1	Tobacco User/Non-Tobacco User	19	265.52	272.16
16322PA0040037	Rating Area 1	Tobacco User/Non-Tobacco User	20	273.70	280.55
16322PA0040037	Rating Area 1	Tobacco User/Non-Tobacco User	21	282.17	289.22
16322PA0040037	Rating Area 1	Tobacco User/Non-Tobacco User	22	282.17	289.22
16322PA0040037	Rating Area 1	Tobacco User/Non-Tobacco User	23	282.17	289.22
16322PA0040037	Rating Area 1	Tobacco User/Non-Tobacco User	24	282.17	289.22
16322PA0040037	Rating Area 1	Tobacco User/Non-Tobacco User	25	283.30	290.38
16322PA0040037	Rating Area 1	Tobacco User/Non-Tobacco User	26	288.94	296.17
16322PA0040037	Rating Area 1	Tobacco User/Non-Tobacco User	27	295.71	303.11
16322PA0040037	Rating Area 1	Tobacco User/Non-Tobacco User	28	306.72	314.39
16322PA0040037	Rating Area 1	Tobacco User/Non-Tobacco User	29	315.75	323.64
16322PA0040037	Rating Area 1	Tobacco User/Non-Tobacco User	30	320.26	328.27
16322PA0040037	Rating Area 1	Tobacco User/Non-Tobacco User	31	327.04	335.21
16322PA0040037	Rating Area 1	Tobacco User/Non-Tobacco User	32	333.81	342.15
16322PA0040037	Rating Area 1	Tobacco User/Non-Tobacco User	33	338.04	346.49
16322PA0040037	Rating Area 1	Tobacco User/Non-Tobacco User	34	342.55	351.12
16322PA0040037	Rating Area 1	Tobacco User/Non-Tobacco User	35	344.81	353.43
16322PA0040037	Rating Area 1	Tobacco User/Non-Tobacco User	36	347.07	355.75
16322PA0040037	Rating Area 1	Tobacco User/Non-Tobacco User	37	349.33	358.06
16322PA0040037	Rating Area 1	Tobacco User/Non-Tobacco User	38	351.58	360.37
16322PA0040037	Rating Area 1	Tobacco User/Non-Tobacco User	39	356.10	365.00
16322PA0040037	Rating Area 1	Tobacco User/Non-Tobacco User	40	360.61	369.63
16322PA0040037	Rating Area 1	Tobacco User/Non-Tobacco User	41	367.39	376.57
16322PA0040037	Rating Area 1	Tobacco User/Non-Tobacco User	42	373.88	383.22
16322PA0040037	Rating Area 1	Tobacco User/Non-Tobacco User	43	382.90	392.48
16322PA0040037	Rating Area 1	Tobacco User/Non-Tobacco User	44	394.19	404.05
16322PA0040037	Rating Area 1	Tobacco User/Non-Tobacco User	45	407.45	417.64
16322PA0040037	Rating Area 1	Tobacco User/Non-Tobacco User	46	423.26	433.84
16322PA0040037	Rating Area 1	Tobacco User/Non-Tobacco User	47	441.03	452.06
16322PA0040037	Rating Area 1	Tobacco User/Non-Tobacco User	48	461.35	472.88
16322PA0040037	Rating Area 1	Tobacco User/Non-Tobacco User	49	481.38	493.42
16322PA0040037	Rating Area 1	Tobacco User/Non-Tobacco User	50	503.96	516.55
16322PA0040037	Rating Area 1	Tobacco User/Non-Tobacco User	51	526.25	539.40
16322PA0040037	Rating Area 1	Tobacco User/Non-Tobacco User	52	550.80	564.57
16322PA0040037	Rating Area 1	Tobacco User/Non-Tobacco User	53	575.63	590.02
16322PA0040037	Rating Area 1	Tobacco User/Non-Tobacco User	54	602.43	617.49

	16322PA0040037	Rating Area 1	Tobacco User/Non-Tobacco User	55	629.24	644.97
	16322PA0040037	Rating Area 1	Tobacco User/Non-Tobacco User	56	658.30	674.76
	16322PA0040037	Rating Area 1	Tobacco User/Non-Tobacco User	57	687.65	704.84
	16322PA0040037	Rating Area 1	Tobacco User/Non-Tobacco User	58	718.97	736.94
	16322PA0040037	Rating Area 1	Tobacco User/Non-Tobacco User	59	734.49	752.85
	16322PA0040037	Rating Area 1	Tobacco User/Non-Tobacco User	60	765.81	784.95
	16322PA0040037	Rating Area 1	Tobacco User/Non-Tobacco User	61	792.90	812.72
	16322PA0040037	Rating Area 1	Tobacco User/Non-Tobacco User	62	810.67	830.94
	16322PA0040037	Rating Area 1	Tobacco User/Non-Tobacco User	63	832.97	853.79
	16322PA0040037	Rating Area 1	Tobacco User/Non-Tobacco User	64 and over	846.51	867.67
	16322PA0040037	Rating Area 2	Tobacco User/Non-Tobacco User	0-14	215.86	215.86
	16322PA0040037	Rating Area 2	Tobacco User/Non-Tobacco User	15	235.05	235.05
	16322PA0040037	Rating Area 2	Tobacco User/Non-Tobacco User	16	242.38	242.38
	16322PA0040037	Rating Area 2	Tobacco User/Non-Tobacco User	17	249.72	249.72
	16322PA0040037	Rating Area 2	Tobacco User/Non-Tobacco User	18	257.62	264.06
	16322PA0040037	Rating Area 2	Tobacco User/Non-Tobacco User	19	265.52	272.16
	16322PA0040037	Rating Area 2	Tobacco User/Non-Tobacco User	20	273.70	280.55
	16322PA0040037	Rating Area 2	Tobacco User/Non-Tobacco User	21	282.17	289.22
	16322PA0040037	Rating Area 2	Tobacco User/Non-Tobacco User	22	282.17	289.22
	16322PA0040037	Rating Area 2	Tobacco User/Non-Tobacco User	23	282.17	289.22
	16322PA0040037	Rating Area 2	Tobacco User/Non-Tobacco User	24	282.17	289.22
	16322PA0040037	Rating Area 2	Tobacco User/Non-Tobacco User	25	283.30	290.38
	16322PA0040037	Rating Area 2	Tobacco User/Non-Tobacco User	26	288.94	296.17
	16322PA0040037	Rating Area 2	Tobacco User/Non-Tobacco User	27	295.71	303.11
	16322PA0040037	Rating Area 2	Tobacco User/Non-Tobacco User	28	306.72	314.39
	16322PA0040037	Rating Area 2	Tobacco User/Non-Tobacco User	29	315.75	323.64
	16322PA0040037	Rating Area 2	Tobacco User/Non-Tobacco User	30	320.26	328.27
	16322PA0040037	Rating Area 2	Tobacco User/Non-Tobacco User	31	327.04	335.21
	16322PA0040037	Rating Area 2	Tobacco User/Non-Tobacco User	32	333.81	342.15
	16322PA0040037	Rating Area 2	Tobacco User/Non-Tobacco User	33	338.04	346.49
	16322PA0040037	Rating Area 2	Tobacco User/Non-Tobacco User	34	342.55	351.12
	16322PA0040037	Rating Area 2	Tobacco User/Non-Tobacco User	35	344.81	353.43
	16322PA0040037	Rating Area 2	Tobacco User/Non-Tobacco User	36	347.07	355.75
	16322PA0040037	Rating Area 2	Tobacco User/Non-Tobacco User	37	349.33	358.06
	16322PA0040037	Rating Area 2	Tobacco User/Non-Tobacco User	38	351.58	360.37
	16322PA0040037	Rating Area 2	Tobacco User/Non-Tobacco User	39	356.10	365.00
	16322PA0040037	Rating Area 2	Tobacco User/Non-Tobacco User	40	360.61	369.63
	16322PA0040037	Rating Area 2	Tobacco User/Non-Tobacco User	41	367.39	376.57
	16322PA0040037	Rating Area 2	Tobacco User/Non-Tobacco User	42	373.88	383.22
	16322PA0040037	Rating Area 2	Tobacco User/Non-Tobacco User	43	382.90	392.48
	16322PA0040037	Rating Area 2	Tobacco User/Non-Tobacco User	44	394.19	404.05
	16322PA0040037	Rating Area 2	Tobacco User/Non-Tobacco User	45	407.45	417.64
	16322PA0040037	Rating Area 2	Tobacco User/Non-Tobacco User	46	423.26	433.84
	16322PA0040037	Rating Area 2	Tobacco User/Non-Tobacco User	47	441.03	452.06
	16322PA0040037	Rating Area 2	Tobacco User/Non-Tobacco User	48	461.35	472.88
	16322PA0040037	Rating Area 2	Tobacco User/Non-Tobacco User	49	481.38	493.42
	16322PA0040037	Rating Area 2	Tobacco User/Non-Tobacco User	50	503.96	516.55
	16322PA0040037	Rating Area 2	Tobacco User/Non-Tobacco User	51	526.25	539.40
	16322PA0040037	Rating Area 2	Tobacco User/Non-Tobacco User	52	550.80	564.57
	16322PA0040037	Rating Area 2	Tobacco User/Non-Tobacco User	53	575.63	590.02
	16322PA0040037	Rating Area 2	Tobacco User/Non-Tobacco User	54	602.43	617.49
	16322PA0040037	Rating Area 2	Tobacco User/Non-Tobacco User	55	629.24	644.97
	16322PA0040037	Rating Area 2	Tobacco User/Non-Tobacco User	56	658.30	674.76
	16322PA0040037	Rating Area 2	Tobacco User/Non-Tobacco User	57	687.65	704.84
	16322PA0040037	Rating Area 2	Tobacco User/Non-Tobacco User	58	718.97	736.94
	16322PA0040037	Rating Area 2	Tobacco User/Non-Tobacco User	59	734.49	752.85
	16322PA0040037	Rating Area 2	Tobacco User/Non-Tobacco User	60	765.81	784.95
	16322PA0040037	Rating Area 2	Tobacco User/Non-Tobacco User	61	792.90	812.72
	16322PA0040037	Rating Area 2	Tobacco User/Non-Tobacco User	62	810.67	830.94
	16322PA0040037	Rating Area 2	Tobacco User/Non-Tobacco User	63	832.97	853.79
	16322PA0040037	Rating Area 2	Tobacco User/Non-Tobacco User	64 and over	846.51	867.67
	16322PA0040037	Rating Area 4	Tobacco User/Non-Tobacco User	0-14	215.86	215.86
	16322PA0040037	Rating Area 4	Tobacco User/Non-Tobacco User	15	235.05	235.05
	16322PA0040037	Rating Area 4	Tobacco User/Non-Tobacco User	16	242.38	242.38
	16322PA0040037	Rating Area 4	Tobacco User/Non-Tobacco User	17	249.72	249.72
	16322PA0040037	Rating Area 4	Tobacco User/Non-Tobacco User	18	257.62	264.06
	16322PA0040037	Rating Area 4	Tobacco User/Non-Tobacco User	19	265.52	272.16
	16322PA0040037	Rating Area 4	Tobacco User/Non-Tobacco User	20	273.70	280.55
	16322PA0040037	Rating Area 4	Tobacco User/Non-Tobacco User	21	282.17	289.22
	16322PA0040037	Rating Area 4	Tobacco User/Non-Tobacco User	22	282.17	289.22
	16322PA0040037	Rating Area 4	Tobacco User/Non-Tobacco User	23	282.17	289.22
	16322PA0040037	Rating Area 4	Tobacco User/Non-Tobacco User	24	282.17	289.22
	16322PA0040037	Rating Area 4	Tobacco User/Non-Tobacco User	25	283.30	290.38
	16322PA0040037	Rating Area 4	Tobacco User/Non-Tobacco User	26	288.94	296.17
	16322PA0040037	Rating Area 4	Tobacco User/Non-Tobacco User	27	295.71	303.11
	16322PA0040037	Rating Area 4	Tobacco User/Non-Tobacco User	28	306.72	314.39
	16322PA0040037	Rating Area 4	Tobacco User/Non-Tobacco User	29	315.75	323.64
	16322PA0040037	Rating Area 4	Tobacco User/Non-Tobacco User	30	320.26	328.27
	16322PA0040037	Rating Area 4	Tobacco User/Non-Tobacco User	31	327.04	335.21
	16322PA0040037	Rating Area 4	Tobacco User/Non-Tobacco User	32	333.81	342.15
	16322PA0040037	Rating Area 4	Tobacco User/Non-Tobacco User	33	338.04	346.49
	16322PA0040037	Rating Area 4	Tobacco User/Non-Tobacco User	34	342.55	351.12
	16322PA0040037	Rating Area 4	Tobacco User/Non-Tobacco User	35	344.81	353.43
	16322PA0040037	Rating Area 4	Tobacco User/Non-Tobacco User	36	347.07	355.75
	16322PA0040037	Rating Area 4	Tobacco User/Non-Tobacco User	37	349.33	358.06
	16322PA0040037	Rating Area 4	Tobacco User/Non-Tobacco User	38	351.58	360.37
	16322PA0040037	Rating Area 4	Tobacco User/Non-Tobacco User	39	356.10	365.00
	16322PA0040037	Rating Area 4	Tobacco User/Non-Tobacco User	40	360.61	369.63
	16322PA0040037	Rating Area 4	Tobacco User/Non-Tobacco User	41	367.39	376.57
	16322PA0040037	Rating Area 4	Tobacco User/Non-Tobacco User	42	373.88	383.22
	16322PA0040037	Rating Area 4	Tobacco User/Non-Tobacco User	43	382.90	392.48
	16322PA0040037	Rating Area 4	Tobacco User/Non-Tobacco User	44	394.19	404.05
	16322PA0040037	Rating Area 4	Tobacco User/Non-Tobacco User	45	407.45	417.64
	16322PA0040037	Rating Area 4	Tobacco User/Non-Tobacco User	46	423.26	433.84
	16322PA0040037	Rating Area 4	Tobacco User/Non-Tobacco User	47	441.03	452.06
	16322PA0040037	Rating Area 4	Tobacco User/Non-Tobacco User	48	461.35	472.88
	16322PA0040037	Rating Area 4	Tobacco User/Non-Tobacco User	49	481.38	493.42
	16322PA0040037	Rating Area 4	Tobacco User/Non-Tobacco User	50	503.96	516.55
	16322PA0040037	Rating Area 4	Tobacco User/Non-Tobacco User	51	526.25	539.40
	16322PA0040037	Rating Area 4	Tobacco User/Non-Tobacco User	52	550.80	564.57
	16322PA0040037	Rating Area 4	Tobacco User/Non-Tobacco User	53	575.63	590.02
	16322PA0040037	Rating Area 4	Tobacco User/Non-Tobacco User	54	602.43	617.49
	16322PA0040037	Rating Area 4	Tobacco User/Non-Tobacco User	55	629.24	644.97
	16322PA0040037	Rating Area 4	Tobacco User/Non-Tobacco User	56	658.30	674.76
	16322PA0040037	Rating Area 4	Tobacco User/Non-Tobacco User	57	687.65	704.84

16322PA0040037	Rating Area 4	Tobacco User/Non-Tobacco User	58	718.97	736.94
16322PA0040037	Rating Area 4	Tobacco User/Non-Tobacco User	59	734.49	752.85
16322PA0040037	Rating Area 4	Tobacco User/Non-Tobacco User	60	765.81	784.95
16322PA0040037	Rating Area 4	Tobacco User/Non-Tobacco User	61	792.90	812.72
16322PA0040037	Rating Area 4	Tobacco User/Non-Tobacco User	62	810.67	830.94
16322PA0040037	Rating Area 4	Tobacco User/Non-Tobacco User	63	832.97	853.79
16322PA0040037	Rating Area 4	Tobacco User/Non-Tobacco User	64 and over	846.51	867.67
16322PA0040037	Rating Area 5	Tobacco User/Non-Tobacco User	0-14	215.86	215.86
16322PA0040037	Rating Area 5	Tobacco User/Non-Tobacco User	15	235.05	235.05
16322PA0040037	Rating Area 5	Tobacco User/Non-Tobacco User	16	242.38	242.38
16322PA0040037	Rating Area 5	Tobacco User/Non-Tobacco User	17	249.72	249.72
16322PA0040037	Rating Area 5	Tobacco User/Non-Tobacco User	18	257.62	264.06
16322PA0040037	Rating Area 5	Tobacco User/Non-Tobacco User	19	265.52	272.16
16322PA0040037	Rating Area 5	Tobacco User/Non-Tobacco User	20	273.70	280.55
16322PA0040037	Rating Area 5	Tobacco User/Non-Tobacco User	21	282.17	289.22
16322PA0040037	Rating Area 5	Tobacco User/Non-Tobacco User	22	282.17	289.22
16322PA0040037	Rating Area 5	Tobacco User/Non-Tobacco User	23	282.17	289.22
16322PA0040037	Rating Area 5	Tobacco User/Non-Tobacco User	24	282.17	289.22
16322PA0040037	Rating Area 5	Tobacco User/Non-Tobacco User	25	283.30	290.38
16322PA0040037	Rating Area 5	Tobacco User/Non-Tobacco User	26	288.94	296.17
16322PA0040037	Rating Area 5	Tobacco User/Non-Tobacco User	27	295.71	303.11
16322PA0040037	Rating Area 5	Tobacco User/Non-Tobacco User	28	306.72	314.39
16322PA0040037	Rating Area 5	Tobacco User/Non-Tobacco User	29	315.75	323.64
16322PA0040037	Rating Area 5	Tobacco User/Non-Tobacco User	30	320.26	328.27
16322PA0040037	Rating Area 5	Tobacco User/Non-Tobacco User	31	327.04	335.21
16322PA0040037	Rating Area 5	Tobacco User/Non-Tobacco User	32	333.81	342.15
16322PA0040037	Rating Area 5	Tobacco User/Non-Tobacco User	33	338.04	346.49
16322PA0040037	Rating Area 5	Tobacco User/Non-Tobacco User	34	342.55	351.12
16322PA0040037	Rating Area 5	Tobacco User/Non-Tobacco User	35	344.81	353.43
16322PA0040037	Rating Area 5	Tobacco User/Non-Tobacco User	36	347.07	355.75
16322PA0040037	Rating Area 5	Tobacco User/Non-Tobacco User	37	349.33	358.06
16322PA0040037	Rating Area 5	Tobacco User/Non-Tobacco User	38	351.58	360.37
16322PA0040037	Rating Area 5	Tobacco User/Non-Tobacco User	39	356.10	365.00
16322PA0040037	Rating Area 5	Tobacco User/Non-Tobacco User	40	360.61	369.63
16322PA0040037	Rating Area 5	Tobacco User/Non-Tobacco User	41	367.39	376.57
16322PA0040037	Rating Area 5	Tobacco User/Non-Tobacco User	42	373.88	383.22
16322PA0040037	Rating Area 5	Tobacco User/Non-Tobacco User	43	382.90	392.48
16322PA0040037	Rating Area 5	Tobacco User/Non-Tobacco User	44	394.19	404.05
16322PA0040037	Rating Area 5	Tobacco User/Non-Tobacco User	45	407.45	417.64
16322PA0040037	Rating Area 5	Tobacco User/Non-Tobacco User	46	423.26	433.84
16322PA0040037	Rating Area 5	Tobacco User/Non-Tobacco User	47	441.03	452.06
16322PA0040037	Rating Area 5	Tobacco User/Non-Tobacco User	48	461.35	472.88
16322PA0040037	Rating Area 5	Tobacco User/Non-Tobacco User	49	481.38	493.42
16322PA0040037	Rating Area 5	Tobacco User/Non-Tobacco User	50	503.96	516.55
16322PA0040037	Rating Area 5	Tobacco User/Non-Tobacco User	51	526.25	539.40
16322PA0040037	Rating Area 5	Tobacco User/Non-Tobacco User	52	550.80	564.57
16322PA0040037	Rating Area 5	Tobacco User/Non-Tobacco User	53	575.63	590.02
16322PA0040037	Rating Area 5	Tobacco User/Non-Tobacco User	54	602.43	617.49
16322PA0040037	Rating Area 5	Tobacco User/Non-Tobacco User	55	629.24	644.97
16322PA0040037	Rating Area 5	Tobacco User/Non-Tobacco User	56	658.30	674.76
16322PA0040037	Rating Area 5	Tobacco User/Non-Tobacco User	57	687.65	704.84
16322PA0040037	Rating Area 5	Tobacco User/Non-Tobacco User	58	718.97	736.94
16322PA0040037	Rating Area 5	Tobacco User/Non-Tobacco User	59	734.49	752.85
16322PA0040037	Rating Area 5	Tobacco User/Non-Tobacco User	60	765.81	784.95
16322PA0040037	Rating Area 5	Tobacco User/Non-Tobacco User	61	792.90	812.72
16322PA0040037	Rating Area 5	Tobacco User/Non-Tobacco User	62	810.67	830.94
16322PA0040037	Rating Area 5	Tobacco User/Non-Tobacco User	63	832.97	853.79
16322PA0040037	Rating Area 5	Tobacco User/Non-Tobacco User	64 and over	846.51	867.67
16322PA0040037	Rating Area 6	Tobacco User/Non-Tobacco User	0-14	290.73	290.73
16322PA0040037	Rating Area 6	Tobacco User/Non-Tobacco User	15	316.57	316.57
16322PA0040037	Rating Area 6	Tobacco User/Non-Tobacco User	16	326.45	326.45
16322PA0040037	Rating Area 6	Tobacco User/Non-Tobacco User	17	336.34	336.34
16322PA0040037	Rating Area 6	Tobacco User/Non-Tobacco User	18	346.98	355.65
16322PA0040037	Rating Area 6	Tobacco User/Non-Tobacco User	19	357.62	366.56
16322PA0040037	Rating Area 6	Tobacco User/Non-Tobacco User	20	368.64	377.85
16322PA0040037	Rating Area 6	Tobacco User/Non-Tobacco User	21	380.04	389.54
16322PA0040037	Rating Area 6	Tobacco User/Non-Tobacco User	22	380.04	389.54
16322PA0040037	Rating Area 6	Tobacco User/Non-Tobacco User	23	380.04	389.54
16322PA0040037	Rating Area 6	Tobacco User/Non-Tobacco User	24	380.04	389.54
16322PA0040037	Rating Area 6	Tobacco User/Non-Tobacco User	25	381.56	391.10
16322PA0040037	Rating Area 6	Tobacco User/Non-Tobacco User	26	389.16	398.89
16322PA0040037	Rating Area 6	Tobacco User/Non-Tobacco User	27	398.28	408.24
16322PA0040037	Rating Area 6	Tobacco User/Non-Tobacco User	28	413.10	423.43
16322PA0040037	Rating Area 6	Tobacco User/Non-Tobacco User	29	425.26	435.90
16322PA0040037	Rating Area 6	Tobacco User/Non-Tobacco User	30	431.35	442.13
16322PA0040037	Rating Area 6	Tobacco User/Non-Tobacco User	31	440.47	451.48
16322PA0040037	Rating Area 6	Tobacco User/Non-Tobacco User	32	449.59	460.83
16322PA0040037	Rating Area 6	Tobacco User/Non-Tobacco User	33	455.29	466.67
16322PA0040037	Rating Area 6	Tobacco User/Non-Tobacco User	34	461.37	472.90
16322PA0040037	Rating Area 6	Tobacco User/Non-Tobacco User	35	464.41	476.02
16322PA0040037	Rating Area 6	Tobacco User/Non-Tobacco User	36	467.45	479.14
16322PA0040037	Rating Area 6	Tobacco User/Non-Tobacco User	37	470.49	482.25
16322PA0040037	Rating Area 6	Tobacco User/Non-Tobacco User	38	473.53	485.37
16322PA0040037	Rating Area 6	Tobacco User/Non-Tobacco User	39	479.61	491.60
16322PA0040037	Rating Area 6	Tobacco User/Non-Tobacco User	40	485.69	497.83
16322PA0040037	Rating Area 6	Tobacco User/Non-Tobacco User	41	494.81	507.18
16322PA0040037	Rating Area 6	Tobacco User/Non-Tobacco User	42	503.55	516.14
16322PA0040037	Rating Area 6	Tobacco User/Non-Tobacco User	43	515.71	528.61
16322PA0040037	Rating Area 6	Tobacco User/Non-Tobacco User	44	530.92	544.19
16322PA0040037	Rating Area 6	Tobacco User/Non-Tobacco User	45	548.78	562.50
16322PA0040037	Rating Area 6	Tobacco User/Non-Tobacco User	46	570.06	584.31
16322PA0040037	Rating Area 6	Tobacco User/Non-Tobacco User	47	594.00	608.85
16322PA0040037	Rating Area 6	Tobacco User/Non-Tobacco User	48	621.37	636.90
16322PA0040037	Rating Area 6	Tobacco User/Non-Tobacco User	49	648.35	664.56
16322PA0040037	Rating Area 6	Tobacco User/Non-Tobacco User	50	678.75	695.72
16322PA0040037	Rating Area 6	Tobacco User/Non-Tobacco User	51	708.77	726.49
16322PA0040037	Rating Area 6	Tobacco User/Non-Tobacco User	52	741.84	760.38
16322PA0040037	Rating Area 6	Tobacco User/Non-Tobacco User	53	775.28	794.66
16322PA0040037	Rating Area 6	Tobacco User/Non-Tobacco User	54	811.39	831.67
16322PA0040037	Rating Area 6	Tobacco User/Non-Tobacco User	55	847.49	868.68
16322PA0040037	Rating Area 6	Tobacco User/Non-Tobacco User	56	886.63	908.80
16322PA0040037	Rating Area 6	Tobacco User/Non-Tobacco User	57	926.16	949.31
16322PA0040037	Rating Area 6	Tobacco User/Non-Tobacco User	58	968.34	992.55
16322PA0040037	Rating Area 6	Tobacco User/Non-Tobacco User	59	989.24	1013.98
16322PA0040037	Rating Area 6	Tobacco User/Non-Tobacco User	60	1031.43	1057.21

16322PA0040037	Rating Area 6	Tobacco User/Non-Tobacco User	61	1067.91	1094.61
16322PA0040037	Rating Area 6	Tobacco User/Non-Tobacco User	62	1091.85	1119.15
16322PA0040037	Rating Area 6	Tobacco User/Non-Tobacco User	63	1121.88	1149.93
16322PA0040037	Rating Area 6	Tobacco User/Non-Tobacco User	64 and over	1140.12	1168.62
16322PA0040039	Rating Area 3	Tobacco User/Non-Tobacco User	0-14	253.94	253.94
16322PA0040039	Rating Area 3	Tobacco User/Non-Tobacco User	15	276.51	276.51
16322PA0040039	Rating Area 3	Tobacco User/Non-Tobacco User	16	285.15	285.15
16322PA0040039	Rating Area 3	Tobacco User/Non-Tobacco User	17	293.78	293.78
16322PA0040039	Rating Area 3	Tobacco User/Non-Tobacco User	18	303.07	310.65
16322PA0040039	Rating Area 3	Tobacco User/Non-Tobacco User	19	312.36	320.17
16322PA0040039	Rating Area 3	Tobacco User/Non-Tobacco User	20	321.99	330.04
16322PA0040039	Rating Area 3	Tobacco User/Non-Tobacco User	21	331.95	340.25
16322PA0040039	Rating Area 3	Tobacco User/Non-Tobacco User	22	331.95	340.25
16322PA0040039	Rating Area 3	Tobacco User/Non-Tobacco User	23	331.95	340.25
16322PA0040039	Rating Area 3	Tobacco User/Non-Tobacco User	24	331.95	340.25
16322PA0040039	Rating Area 3	Tobacco User/Non-Tobacco User	25	333.28	341.61
16322PA0040039	Rating Area 3	Tobacco User/Non-Tobacco User	26	339.92	348.41
16322PA0040039	Rating Area 3	Tobacco User/Non-Tobacco User	27	347.88	356.58
16322PA0040039	Rating Area 3	Tobacco User/Non-Tobacco User	28	360.83	369.85
16322PA0040039	Rating Area 3	Tobacco User/Non-Tobacco User	29	371.45	380.74
16322PA0040039	Rating Area 3	Tobacco User/Non-Tobacco User	30	376.76	386.18
16322PA0040039	Rating Area 3	Tobacco User/Non-Tobacco User	31	384.73	394.35
16322PA0040039	Rating Area 3	Tobacco User/Non-Tobacco User	32	392.70	402.51
16322PA0040039	Rating Area 3	Tobacco User/Non-Tobacco User	33	397.68	407.62
16322PA0040039	Rating Area 3	Tobacco User/Non-Tobacco User	34	402.99	413.06
16322PA0040039	Rating Area 3	Tobacco User/Non-Tobacco User	35	405.64	415.78
16322PA0040039	Rating Area 3	Tobacco User/Non-Tobacco User	36	408.30	418.51
16322PA0040039	Rating Area 3	Tobacco User/Non-Tobacco User	37	410.95	421.23
16322PA0040039	Rating Area 3	Tobacco User/Non-Tobacco User	38	413.61	423.95
16322PA0040039	Rating Area 3	Tobacco User/Non-Tobacco User	39	418.92	429.39
16322PA0040039	Rating Area 3	Tobacco User/Non-Tobacco User	40	424.23	434.84
16322PA0040039	Rating Area 3	Tobacco User/Non-Tobacco User	41	432.20	443.00
16322PA0040039	Rating Area 3	Tobacco User/Non-Tobacco User	42	439.83	450.83
16322PA0040039	Rating Area 3	Tobacco User/Non-Tobacco User	43	450.46	461.72
16322PA0040039	Rating Area 3	Tobacco User/Non-Tobacco User	44	463.73	475.33
16322PA0040039	Rating Area 3	Tobacco User/Non-Tobacco User	45	479.34	491.32
16322PA0040039	Rating Area 3	Tobacco User/Non-Tobacco User	46	497.93	510.37
16322PA0040039	Rating Area 3	Tobacco User/Non-Tobacco User	47	518.84	531.81
16322PA0040039	Rating Area 3	Tobacco User/Non-Tobacco User	48	542.74	556.31
16322PA0040039	Rating Area 3	Tobacco User/Non-Tobacco User	49	566.31	580.46
16322PA0040039	Rating Area 3	Tobacco User/Non-Tobacco User	50	592.86	607.68
16322PA0040039	Rating Area 3	Tobacco User/Non-Tobacco User	51	619.09	634.56
16322PA0040039	Rating Area 3	Tobacco User/Non-Tobacco User	52	647.97	664.17
16322PA0040039	Rating Area 3	Tobacco User/Non-Tobacco User	53	677.18	694.11
16322PA0040039	Rating Area 3	Tobacco User/Non-Tobacco User	54	708.71	726.43
16322PA0040039	Rating Area 3	Tobacco User/Non-Tobacco User	55	740.25	758.75
16322PA0040039	Rating Area 3	Tobacco User/Non-Tobacco User	56	774.44	793.80
16322PA0040039	Rating Area 3	Tobacco User/Non-Tobacco User	57	808.96	829.19
16322PA0040039	Rating Area 3	Tobacco User/Non-Tobacco User	58	845.81	866.95
16322PA0040039	Rating Area 3	Tobacco User/Non-Tobacco User	59	864.07	885.67
16322PA0040039	Rating Area 3	Tobacco User/Non-Tobacco User	60	900.91	923.44
16322PA0040039	Rating Area 3	Tobacco User/Non-Tobacco User	61	932.78	956.10
16322PA0040039	Rating Area 3	Tobacco User/Non-Tobacco User	62	953.69	977.53
16322PA0040039	Rating Area 3	Tobacco User/Non-Tobacco User	63	979.92	1004.41
16322PA0040039	Rating Area 3	Tobacco User/Non-Tobacco User	64 and over	995.85	1020.75
16322PA0040039	Rating Area 6	Tobacco User/Non-Tobacco User	0-14	271.04	271.04
16322PA0040039	Rating Area 6	Tobacco User/Non-Tobacco User	15	295.13	295.13
16322PA0040039	Rating Area 6	Tobacco User/Non-Tobacco User	16	304.34	304.34
16322PA0040039	Rating Area 6	Tobacco User/Non-Tobacco User	17	313.56	313.56
16322PA0040039	Rating Area 6	Tobacco User/Non-Tobacco User	18	323.48	331.56
16322PA0040039	Rating Area 6	Tobacco User/Non-Tobacco User	19	333.40	341.73
16322PA0040039	Rating Area 6	Tobacco User/Non-Tobacco User	20	343.67	352.26
16322PA0040039	Rating Area 6	Tobacco User/Non-Tobacco User	21	354.30	363.16
16322PA0040039	Rating Area 6	Tobacco User/Non-Tobacco User	22	354.30	363.16
16322PA0040039	Rating Area 6	Tobacco User/Non-Tobacco User	23	354.30	363.16
16322PA0040039	Rating Area 6	Tobacco User/Non-Tobacco User	24	354.30	363.16
16322PA0040039	Rating Area 6	Tobacco User/Non-Tobacco User	25	355.72	364.61
16322PA0040039	Rating Area 6	Tobacco User/Non-Tobacco User	26	362.80	371.87
16322PA0040039	Rating Area 6	Tobacco User/Non-Tobacco User	27	371.31	380.59
16322PA0040039	Rating Area 6	Tobacco User/Non-Tobacco User	28	385.12	394.75
16322PA0040039	Rating Area 6	Tobacco User/Non-Tobacco User	29	396.46	406.37
16322PA0040039	Rating Area 6	Tobacco User/Non-Tobacco User	30	402.13	412.18
16322PA0040039	Rating Area 6	Tobacco User/Non-Tobacco User	31	410.63	420.90
16322PA0040039	Rating Area 6	Tobacco User/Non-Tobacco User	32	419.14	429.62
16322PA0040039	Rating Area 6	Tobacco User/Non-Tobacco User	33	424.45	435.06
16322PA0040039	Rating Area 6	Tobacco User/Non-Tobacco User	34	430.12	440.87
16322PA0040039	Rating Area 6	Tobacco User/Non-Tobacco User	35	432.95	443.78
16322PA0040039	Rating Area 6	Tobacco User/Non-Tobacco User	36	435.79	446.68
16322PA0040039	Rating Area 6	Tobacco User/Non-Tobacco User	37	438.62	449.59
16322PA0040039	Rating Area 6	Tobacco User/Non-Tobacco User	38	441.46	452.49
16322PA0040039	Rating Area 6	Tobacco User/Non-Tobacco User	39	447.13	458.30
16322PA0040039	Rating Area 6	Tobacco User/Non-Tobacco User	40	452.80	464.12
16322PA0040039	Rating Area 6	Tobacco User/Non-Tobacco User	41	461.30	472.83
16322PA0040039	Rating Area 6	Tobacco User/Non-Tobacco User	42	469.45	481.18
16322PA0040039	Rating Area 6	Tobacco User/Non-Tobacco User	43	480.79	492.80
16322PA0040039	Rating Area 6	Tobacco User/Non-Tobacco User	44	494.96	507.33
16322PA0040039	Rating Area 6	Tobacco User/Non-Tobacco User	45	511.61	524.40
16322PA0040039	Rating Area 6	Tobacco User/Non-Tobacco User	46	531.45	544.74
16322PA0040039	Rating Area 6	Tobacco User/Non-Tobacco User	47	553.77	567.62
16322PA0040039	Rating Area 6	Tobacco User/Non-Tobacco User	48	579.28	593.76
16322PA0040039	Rating Area 6	Tobacco User/Non-Tobacco User	49	604.44	619.55
16322PA0040039	Rating Area 6	Tobacco User/Non-Tobacco User	50	632.78	648.60
16322PA0040039	Rating Area 6	Tobacco User/Non-Tobacco User	51	660.77	677.29
16322PA0040039	Rating Area 6	Tobacco User/Non-Tobacco User	52	691.59	708.88
16322PA0040039	Rating Area 6	Tobacco User/Non-Tobacco User	53	722.77	740.84
16322PA0040039	Rating Area 6	Tobacco User/Non-Tobacco User	54	756.43	775.34
16322PA0040039	Rating Area 6	Tobacco User/Non-Tobacco User	55	790.09	809.84
16322PA0040039	Rating Area 6	Tobacco User/Non-Tobacco User	56	826.58	847.25
16322PA0040039	Rating Area 6	Tobacco User/Non-Tobacco User	57	863.43	885.01
16322PA0040039	Rating Area 6	Tobacco User/Non-Tobacco User	58	902.76	925.33
16322PA0040039	Rating Area 6	Tobacco User/Non-Tobacco User	59	922.24	945.30
16322PA0040039	Rating Area 6	Tobacco User/Non-Tobacco User	60	961.57	985.61
16322PA0040039	Rating Area 6	Tobacco User/Non-Tobacco User	61	995.58	1020.47
16322PA0040039	Rating Area 6	Tobacco User/Non-Tobacco User	62	1017.90	1043.35
16322PA0040039	Rating Area 6	Tobacco User/Non-Tobacco User	63	1045.89	1072.04

16322PA0040039	Rating Area 6	Tobacco User/Non-Tobacco User	64 and over	1062.90	1089.47
16322PA0040039	Rating Area 7	Tobacco User/Non-Tobacco User	0-14	274.87	274.87
16322PA0040039	Rating Area 7	Tobacco User/Non-Tobacco User	15	299.31	299.31
16322PA0040039	Rating Area 7	Tobacco User/Non-Tobacco User	16	308.65	308.65
16322PA0040039	Rating Area 7	Tobacco User/Non-Tobacco User	17	317.99	317.99
16322PA0040039	Rating Area 7	Tobacco User/Non-Tobacco User	18	328.05	336.25
16322PA0040039	Rating Area 7	Tobacco User/Non-Tobacco User	19	338.11	346.56
16322PA0040039	Rating Area 7	Tobacco User/Non-Tobacco User	20	348.53	357.24
16322PA0040039	Rating Area 7	Tobacco User/Non-Tobacco User	21	359.31	368.29
16322PA0040039	Rating Area 7	Tobacco User/Non-Tobacco User	22	369.31	368.29
16322PA0040039	Rating Area 7	Tobacco User/Non-Tobacco User	23	369.31	368.29
16322PA0040039	Rating Area 7	Tobacco User/Non-Tobacco User	24	369.31	368.29
16322PA0040039	Rating Area 7	Tobacco User/Non-Tobacco User	25	360.75	369.77
16322PA0040039	Rating Area 7	Tobacco User/Non-Tobacco User	26	367.93	377.13
16322PA0040039	Rating Area 7	Tobacco User/Non-Tobacco User	27	376.56	385.97
16322PA0040039	Rating Area 7	Tobacco User/Non-Tobacco User	28	390.57	400.33
16322PA0040039	Rating Area 7	Tobacco User/Non-Tobacco User	29	402.07	412.12
16322PA0040039	Rating Area 7	Tobacco User/Non-Tobacco User	30	407.82	418.01
16322PA0040039	Rating Area 7	Tobacco User/Non-Tobacco User	31	416.44	426.85
16322PA0040039	Rating Area 7	Tobacco User/Non-Tobacco User	32	425.06	435.69
16322PA0040039	Rating Area 7	Tobacco User/Non-Tobacco User	33	430.45	441.21
16322PA0040039	Rating Area 7	Tobacco User/Non-Tobacco User	34	436.20	447.11
16322PA0040039	Rating Area 7	Tobacco User/Non-Tobacco User	35	439.08	450.05
16322PA0040039	Rating Area 7	Tobacco User/Non-Tobacco User	36	441.95	453.00
16322PA0040039	Rating Area 7	Tobacco User/Non-Tobacco User	37	444.83	455.95
16322PA0040039	Rating Area 7	Tobacco User/Non-Tobacco User	38	447.70	458.89
16322PA0040039	Rating Area 7	Tobacco User/Non-Tobacco User	39	453.45	464.79
16322PA0040039	Rating Area 7	Tobacco User/Non-Tobacco User	40	459.20	470.68
16322PA0040039	Rating Area 7	Tobacco User/Non-Tobacco User	41	467.82	479.52
16322PA0040039	Rating Area 7	Tobacco User/Non-Tobacco User	42	476.09	487.99
16322PA0040039	Rating Area 7	Tobacco User/Non-Tobacco User	43	487.58	499.77
16322PA0040039	Rating Area 7	Tobacco User/Non-Tobacco User	44	501.96	514.50
16322PA0040039	Rating Area 7	Tobacco User/Non-Tobacco User	45	518.84	531.81
16322PA0040039	Rating Area 7	Tobacco User/Non-Tobacco User	46	538.97	552.44
16322PA0040039	Rating Area 7	Tobacco User/Non-Tobacco User	47	561.60	575.64
16322PA0040039	Rating Area 7	Tobacco User/Non-Tobacco User	48	587.47	602.16
16322PA0040039	Rating Area 7	Tobacco User/Non-Tobacco User	49	612.98	628.31
16322PA0040039	Rating Area 7	Tobacco User/Non-Tobacco User	50	641.73	657.77
16322PA0040039	Rating Area 7	Tobacco User/Non-Tobacco User	51	670.11	686.87
16322PA0040039	Rating Area 7	Tobacco User/Non-Tobacco User	52	701.37	718.91
16322PA0040039	Rating Area 7	Tobacco User/Non-Tobacco User	53	732.99	751.32
16322PA0040039	Rating Area 7	Tobacco User/Non-Tobacco User	54	767.13	786.31
16322PA0040039	Rating Area 7	Tobacco User/Non-Tobacco User	55	801.26	821.29
16322PA0040039	Rating Area 7	Tobacco User/Non-Tobacco User	56	838.27	859.23
16322PA0040039	Rating Area 7	Tobacco User/Non-Tobacco User	57	875.64	897.53
16322PA0040039	Rating Area 7	Tobacco User/Non-Tobacco User	58	915.52	938.41
16322PA0040039	Rating Area 7	Tobacco User/Non-Tobacco User	59	935.28	958.67
16322PA0040039	Rating Area 7	Tobacco User/Non-Tobacco User	60	975.17	999.55
16322PA0040039	Rating Area 7	Tobacco User/Non-Tobacco User	61	1009.66	1034.90
16322PA0040039	Rating Area 7	Tobacco User/Non-Tobacco User	62	1032.30	1058.11
16322PA0040039	Rating Area 7	Tobacco User/Non-Tobacco User	63	1060.68	1087.20
16322PA0040039	Rating Area 7	Tobacco User/Non-Tobacco User	64 and over	1077.93	1104.88
16322PA0040039	Rating Area 9	Tobacco User/Non-Tobacco User	0-14	240.68	240.68
16322PA0040039	Rating Area 9	Tobacco User/Non-Tobacco User	15	262.08	262.08
16322PA0040039	Rating Area 9	Tobacco User/Non-Tobacco User	16	270.26	270.26
16322PA0040039	Rating Area 9	Tobacco User/Non-Tobacco User	17	278.44	278.44
16322PA0040039	Rating Area 9	Tobacco User/Non-Tobacco User	18	287.25	294.43
16322PA0040039	Rating Area 9	Tobacco User/Non-Tobacco User	19	296.06	303.46
16322PA0040039	Rating Area 9	Tobacco User/Non-Tobacco User	20	305.18	312.81
16322PA0040039	Rating Area 9	Tobacco User/Non-Tobacco User	21	314.62	322.49
16322PA0040039	Rating Area 9	Tobacco User/Non-Tobacco User	22	314.62	322.49
16322PA0040039	Rating Area 9	Tobacco User/Non-Tobacco User	23	314.62	322.49
16322PA0040039	Rating Area 9	Tobacco User/Non-Tobacco User	24	314.62	322.49
16322PA0040039	Rating Area 9	Tobacco User/Non-Tobacco User	25	315.88	323.78
16322PA0040039	Rating Area 9	Tobacco User/Non-Tobacco User	26	322.17	330.23
16322PA0040039	Rating Area 9	Tobacco User/Non-Tobacco User	27	329.72	337.96
16322PA0040039	Rating Area 9	Tobacco User/Non-Tobacco User	28	341.99	350.54
16322PA0040039	Rating Area 9	Tobacco User/Non-Tobacco User	29	352.06	360.86
16322PA0040039	Rating Area 9	Tobacco User/Non-Tobacco User	30	357.09	366.02
16322PA0040039	Rating Area 9	Tobacco User/Non-Tobacco User	31	364.64	373.76
16322PA0040039	Rating Area 9	Tobacco User/Non-Tobacco User	32	372.20	381.50
16322PA0040039	Rating Area 9	Tobacco User/Non-Tobacco User	33	376.91	386.34
16322PA0040039	Rating Area 9	Tobacco User/Non-Tobacco User	34	381.95	391.50
16322PA0040039	Rating Area 9	Tobacco User/Non-Tobacco User	35	384.47	394.08
16322PA0040039	Rating Area 9	Tobacco User/Non-Tobacco User	36	386.98	396.66
16322PA0040039	Rating Area 9	Tobacco User/Non-Tobacco User	37	389.50	399.24
16322PA0040039	Rating Area 9	Tobacco User/Non-Tobacco User	38	392.02	401.82
16322PA0040039	Rating Area 9	Tobacco User/Non-Tobacco User	39	397.05	406.98
16322PA0040039	Rating Area 9	Tobacco User/Non-Tobacco User	40	402.08	412.14
16322PA0040039	Rating Area 9	Tobacco User/Non-Tobacco User	41	409.64	419.88
16322PA0040039	Rating Area 9	Tobacco User/Non-Tobacco User	42	416.87	427.29
16322PA0040039	Rating Area 9	Tobacco User/Non-Tobacco User	43	426.94	437.61
16322PA0040039	Rating Area 9	Tobacco User/Non-Tobacco User	44	439.52	450.51
16322PA0040039	Rating Area 9	Tobacco User/Non-Tobacco User	45	454.31	465.67
16322PA0040039	Rating Area 9	Tobacco User/Non-Tobacco User	46	471.93	483.73
16322PA0040039	Rating Area 9	Tobacco User/Non-Tobacco User	47	491.75	504.04
16322PA0040039	Rating Area 9	Tobacco User/Non-Tobacco User	48	514.40	527.26
16322PA0040039	Rating Area 9	Tobacco User/Non-Tobacco User	49	536.74	550.16
16322PA0040039	Rating Area 9	Tobacco User/Non-Tobacco User	50	561.91	575.96
16322PA0040039	Rating Area 9	Tobacco User/Non-Tobacco User	51	586.77	601.44
16322PA0040039	Rating Area 9	Tobacco User/Non-Tobacco User	52	614.14	629.49
16322PA0040039	Rating Area 9	Tobacco User/Non-Tobacco User	53	641.82	657.87
16322PA0040039	Rating Area 9	Tobacco User/Non-Tobacco User	54	671.71	688.51
16322PA0040039	Rating Area 9	Tobacco User/Non-Tobacco User	55	701.60	719.14
16322PA0040039	Rating Area 9	Tobacco User/Non-Tobacco User	56	734.01	752.36
16322PA0040039	Rating Area 9	Tobacco User/Non-Tobacco User	57	766.73	785.90
16322PA0040039	Rating Area 9	Tobacco User/Non-Tobacco User	58	801.65	821.69
16322PA0040039	Rating Area 9	Tobacco User/Non-Tobacco User	59	818.96	839.43
16322PA0040039	Rating Area 9	Tobacco User/Non-Tobacco User	60	853.88	875.23
16322PA0040039	Rating Area 9	Tobacco User/Non-Tobacco User	61	884.08	906.18
16322PA0040039	Rating Area 9	Tobacco User/Non-Tobacco User	62	903.90	926.50
16322PA0040039	Rating Area 9	Tobacco User/Non-Tobacco User	63	928.76	951.98
16322PA0040039	Rating Area 9	Tobacco User/Non-Tobacco User	64 and over	943.86	967.46
16322PA0040040	Rating Area 3	Tobacco User/Non-Tobacco User	0-14	330.62	330.62
16322PA0040040	Rating Area 3	Tobacco User/Non-Tobacco User	15	360.01	360.01

16322PA0040040	Rating Area 3	Tobacco User/Non-Tobacco User	16	371.24	371.24
16322PA0040040	Rating Area 3	Tobacco User/Non-Tobacco User	17	382.48	382.48
16322PA0040040	Rating Area 3	Tobacco User/Non-Tobacco User	18	394.58	404.44
16322PA0040040	Rating Area 3	Tobacco User/Non-Tobacco User	19	406.68	416.85
16322PA0040040	Rating Area 3	Tobacco User/Non-Tobacco User	20	419.21	429.69
16322PA0040040	Rating Area 3	Tobacco User/Non-Tobacco User	21	432.18	442.98
16322PA0040040	Rating Area 3	Tobacco User/Non-Tobacco User	22	432.18	442.98
16322PA0040040	Rating Area 3	Tobacco User/Non-Tobacco User	23	432.18	442.98
16322PA0040040	Rating Area 3	Tobacco User/Non-Tobacco User	24	432.18	442.98
16322PA0040040	Rating Area 3	Tobacco User/Non-Tobacco User	25	433.91	444.76
16322PA0040040	Rating Area 3	Tobacco User/Non-Tobacco User	26	442.55	453.62
16322PA0040040	Rating Area 3	Tobacco User/Non-Tobacco User	27	452.92	464.25
16322PA0040040	Rating Area 3	Tobacco User/Non-Tobacco User	28	469.78	481.52
16322PA0040040	Rating Area 3	Tobacco User/Non-Tobacco User	29	483.61	495.70
16322PA0040040	Rating Area 3	Tobacco User/Non-Tobacco User	30	490.52	502.79
16322PA0040040	Rating Area 3	Tobacco User/Non-Tobacco User	31	500.90	513.42
16322PA0040040	Rating Area 3	Tobacco User/Non-Tobacco User	32	511.27	524.05
16322PA0040040	Rating Area 3	Tobacco User/Non-Tobacco User	33	517.75	530.70
16322PA0040040	Rating Area 3	Tobacco User/Non-Tobacco User	34	524.67	537.78
16322PA0040040	Rating Area 3	Tobacco User/Non-Tobacco User	35	528.12	541.33
16322PA0040040	Rating Area 3	Tobacco User/Non-Tobacco User	36	531.58	544.87
16322PA0040040	Rating Area 3	Tobacco User/Non-Tobacco User	37	535.04	548.41
16322PA0040040	Rating Area 3	Tobacco User/Non-Tobacco User	38	538.50	551.96
16322PA0040040	Rating Area 3	Tobacco User/Non-Tobacco User	39	545.41	559.05
16322PA0040040	Rating Area 3	Tobacco User/Non-Tobacco User	40	562.33	566.13
16322PA0040040	Rating Area 3	Tobacco User/Non-Tobacco User	41	562.70	576.77
16322PA0040040	Rating Area 3	Tobacco User/Non-Tobacco User	42	572.64	586.95
16322PA0040040	Rating Area 3	Tobacco User/Non-Tobacco User	43	586.47	601.13
16322PA0040040	Rating Area 3	Tobacco User/Non-Tobacco User	44	603.76	618.85
16322PA0040040	Rating Area 3	Tobacco User/Non-Tobacco User	45	624.07	639.67
16322PA0040040	Rating Area 3	Tobacco User/Non-Tobacco User	46	648.27	664.48
16322PA0040040	Rating Area 3	Tobacco User/Non-Tobacco User	47	675.50	692.38
16322PA0040040	Rating Area 3	Tobacco User/Non-Tobacco User	48	706.61	724.28
16322PA0040040	Rating Area 3	Tobacco User/Non-Tobacco User	49	737.30	755.73
16322PA0040040	Rating Area 3	Tobacco User/Non-Tobacco User	50	771.87	791.17
16322PA0040040	Rating Area 3	Tobacco User/Non-Tobacco User	51	806.02	826.17
16322PA0040040	Rating Area 3	Tobacco User/Non-Tobacco User	52	843.62	864.71
16322PA0040040	Rating Area 3	Tobacco User/Non-Tobacco User	53	881.65	903.69
16322PA0040040	Rating Area 3	Tobacco User/Non-Tobacco User	54	922.70	945.77
16322PA0040040	Rating Area 3	Tobacco User/Non-Tobacco User	55	963.76	987.86
16322PA0040040	Rating Area 3	Tobacco User/Non-Tobacco User	56	1008.28	1033.48
16322PA0040040	Rating Area 3	Tobacco User/Non-Tobacco User	57	1053.22	1079.55
16322PA0040040	Rating Area 3	Tobacco User/Non-Tobacco User	58	1101.19	1128.72
16322PA0040040	Rating Area 3	Tobacco User/Non-Tobacco User	59	1124.96	1153.09
16322PA0040040	Rating Area 3	Tobacco User/Non-Tobacco User	60	1172.94	1202.26
16322PA0040040	Rating Area 3	Tobacco User/Non-Tobacco User	61	1214.43	1244.79
16322PA0040040	Rating Area 3	Tobacco User/Non-Tobacco User	62	1241.65	1272.69
16322PA0040040	Rating Area 3	Tobacco User/Non-Tobacco User	63	1275.80	1307.69
16322PA0040040	Rating Area 3	Tobacco User/Non-Tobacco User	64 and over	1296.54	1328.95
16322PA0040040	Rating Area 6	Tobacco User/Non-Tobacco User	0-14	352.88	352.88
16322PA0040040	Rating Area 6	Tobacco User/Non-Tobacco User	15	384.25	384.25
16322PA0040040	Rating Area 6	Tobacco User/Non-Tobacco User	16	396.24	396.24
16322PA0040040	Rating Area 6	Tobacco User/Non-Tobacco User	17	408.23	408.23
16322PA0040040	Rating Area 6	Tobacco User/Non-Tobacco User	18	421.15	431.68
16322PA0040040	Rating Area 6	Tobacco User/Non-Tobacco User	19	434.06	444.92
16322PA0040040	Rating Area 6	Tobacco User/Non-Tobacco User	20	447.44	458.63
16322PA0040040	Rating Area 6	Tobacco User/Non-Tobacco User	21	461.28	472.81
16322PA0040040	Rating Area 6	Tobacco User/Non-Tobacco User	22	461.28	472.81
16322PA0040040	Rating Area 6	Tobacco User/Non-Tobacco User	23	461.28	472.81
16322PA0040040	Rating Area 6	Tobacco User/Non-Tobacco User	24	461.28	472.81
16322PA0040040	Rating Area 6	Tobacco User/Non-Tobacco User	25	463.13	474.70
16322PA0040040	Rating Area 6	Tobacco User/Non-Tobacco User	26	472.35	484.16
16322PA0040040	Rating Area 6	Tobacco User/Non-Tobacco User	27	483.42	495.51
16322PA0040040	Rating Area 6	Tobacco User/Non-Tobacco User	28	501.41	513.95
16322PA0040040	Rating Area 6	Tobacco User/Non-Tobacco User	29	516.17	529.08
16322PA0040040	Rating Area 6	Tobacco User/Non-Tobacco User	30	523.55	536.64
16322PA0040040	Rating Area 6	Tobacco User/Non-Tobacco User	31	534.62	547.99
16322PA0040040	Rating Area 6	Tobacco User/Non-Tobacco User	32	545.69	559.34
16322PA0040040	Rating Area 6	Tobacco User/Non-Tobacco User	33	552.61	566.43
16322PA0040040	Rating Area 6	Tobacco User/Non-Tobacco User	34	559.99	573.99
16322PA0040040	Rating Area 6	Tobacco User/Non-Tobacco User	35	563.68	577.78
16322PA0040040	Rating Area 6	Tobacco User/Non-Tobacco User	36	567.37	581.56
16322PA0040040	Rating Area 6	Tobacco User/Non-Tobacco User	37	571.06	585.34
16322PA0040040	Rating Area 6	Tobacco User/Non-Tobacco User	38	574.75	589.12
16322PA0040040	Rating Area 6	Tobacco User/Non-Tobacco User	39	582.14	596.69
16322PA0040040	Rating Area 6	Tobacco User/Non-Tobacco User	40	589.52	604.25
16322PA0040040	Rating Area 6	Tobacco User/Non-Tobacco User	41	600.59	615.60
16322PA0040040	Rating Area 6	Tobacco User/Non-Tobacco User	42	611.20	626.48
16322PA0040040	Rating Area 6	Tobacco User/Non-Tobacco User	43	625.96	641.61
16322PA0040040	Rating Area 6	Tobacco User/Non-Tobacco User	44	644.41	660.52
16322PA0040040	Rating Area 6	Tobacco User/Non-Tobacco User	45	666.09	682.74
16322PA0040040	Rating Area 6	Tobacco User/Non-Tobacco User	46	691.92	709.22
16322PA0040040	Rating Area 6	Tobacco User/Non-Tobacco User	47	720.98	739.01
16322PA0040040	Rating Area 6	Tobacco User/Non-Tobacco User	48	754.19	773.05
16322PA0040040	Rating Area 6	Tobacco User/Non-Tobacco User	49	786.94	806.62
16322PA0040040	Rating Area 6	Tobacco User/Non-Tobacco User	50	823.85	844.44
16322PA0040040	Rating Area 6	Tobacco User/Non-Tobacco User	51	860.29	881.79
16322PA0040040	Rating Area 6	Tobacco User/Non-Tobacco User	52	900.42	922.93
16322PA0040040	Rating Area 6	Tobacco User/Non-Tobacco User	53	941.01	964.54
16322PA0040040	Rating Area 6	Tobacco User/Non-Tobacco User	54	984.83	1009.45
16322PA0040040	Rating Area 6	Tobacco User/Non-Tobacco User	55	1028.65	1054.37
16322PA0040040	Rating Area 6	Tobacco User/Non-Tobacco User	56	1076.17	1103.07
16322PA0040040	Rating Area 6	Tobacco User/Non-Tobacco User	57	1124.14	1152.24
16322PA0040040	Rating Area 6	Tobacco User/Non-Tobacco User	58	1175.34	1204.72
16322PA0040040	Rating Area 6	Tobacco User/Non-Tobacco User	59	1200.71	1230.73
16322PA0040040	Rating Area 6	Tobacco User/Non-Tobacco User	60	1251.91	1283.21
16322PA0040040	Rating Area 6	Tobacco User/Non-Tobacco User	61	1296.20	1328.60
16322PA0040040	Rating Area 6	Tobacco User/Non-Tobacco User	62	1325.26	1358.39
16322PA0040040	Rating Area 6	Tobacco User/Non-Tobacco User	63	1361.70	1395.74
16322PA0040040	Rating Area 6	Tobacco User/Non-Tobacco User	64 and over	1383.84	1418.44
16322PA0040040	Rating Area 7	Tobacco User/Non-Tobacco User	0-14	357.87	357.87
16322PA0040040	Rating Area 7	Tobacco User/Non-Tobacco User	15	389.68	389.68
16322PA0040040	Rating Area 7	Tobacco User/Non-Tobacco User	16	401.84	401.84
16322PA0040040	Rating Area 7	Tobacco User/Non-Tobacco User	17	414.00	414.00
16322PA0040040	Rating Area 7	Tobacco User/Non-Tobacco User	18	427.10	437.78

16322PA0040040	Rating Area 7	Tobacco User/Non-Tobacco User	19	440.20	451.20
16322PA0040040	Rating Area 7	Tobacco User/Non-Tobacco User	20	453.77	465.11
16322PA0040040	Rating Area 7	Tobacco User/Non-Tobacco User	21	467.80	479.50
16322PA0040040	Rating Area 7	Tobacco User/Non-Tobacco User	22	467.80	479.50
16322PA0040040	Rating Area 7	Tobacco User/Non-Tobacco User	23	467.80	479.50
16322PA0040040	Rating Area 7	Tobacco User/Non-Tobacco User	24	467.80	479.50
16322PA0040040	Rating Area 7	Tobacco User/Non-Tobacco User	25	469.67	481.41
16322PA0040040	Rating Area 7	Tobacco User/Non-Tobacco User	26	479.03	491.00
16322PA0040040	Rating Area 7	Tobacco User/Non-Tobacco User	27	490.25	502.51
16322PA0040040	Rating Area 7	Tobacco User/Non-Tobacco User	28	508.50	521.21
16322PA0040040	Rating Area 7	Tobacco User/Non-Tobacco User	29	523.47	536.55
16322PA0040040	Rating Area 7	Tobacco User/Non-Tobacco User	30	530.95	544.23
16322PA0040040	Rating Area 7	Tobacco User/Non-Tobacco User	31	542.18	555.73
16322PA0040040	Rating Area 7	Tobacco User/Non-Tobacco User	32	553.41	567.24
16322PA0040040	Rating Area 7	Tobacco User/Non-Tobacco User	33	560.42	574.44
16322PA0040040	Rating Area 7	Tobacco User/Non-Tobacco User	34	567.91	582.11
16322PA0040040	Rating Area 7	Tobacco User/Non-Tobacco User	35	571.65	585.94
16322PA0040040	Rating Area 7	Tobacco User/Non-Tobacco User	36	575.39	589.78
16322PA0040040	Rating Area 7	Tobacco User/Non-Tobacco User	37	579.14	593.61
16322PA0040040	Rating Area 7	Tobacco User/Non-Tobacco User	38	582.88	597.45
16322PA0040040	Rating Area 7	Tobacco User/Non-Tobacco User	39	590.36	605.12
16322PA0040040	Rating Area 7	Tobacco User/Non-Tobacco User	40	597.85	612.79
16322PA0040040	Rating Area 7	Tobacco User/Non-Tobacco User	41	609.08	624.30
16322PA0040040	Rating Area 7	Tobacco User/Non-Tobacco User	42	619.84	635.33
16322PA0040040	Rating Area 7	Tobacco User/Non-Tobacco User	43	634.80	650.67
16322PA0040040	Rating Area 7	Tobacco User/Non-Tobacco User	44	653.52	669.85
16322PA0040040	Rating Area 7	Tobacco User/Non-Tobacco User	45	675.50	692.39
16322PA0040040	Rating Area 7	Tobacco User/Non-Tobacco User	46	701.70	719.24
16322PA0040040	Rating Area 7	Tobacco User/Non-Tobacco User	47	731.17	749.45
16322PA0040040	Rating Area 7	Tobacco User/Non-Tobacco User	48	764.85	783.97
16322PA0040040	Rating Area 7	Tobacco User/Non-Tobacco User	49	798.07	818.02
16322PA0040040	Rating Area 7	Tobacco User/Non-Tobacco User	50	835.49	856.38
16322PA0040040	Rating Area 7	Tobacco User/Non-Tobacco User	51	872.45	894.26
16322PA0040040	Rating Area 7	Tobacco User/Non-Tobacco User	52	913.15	935.97
16322PA0040040	Rating Area 7	Tobacco User/Non-Tobacco User	53	954.31	978.17
16322PA0040040	Rating Area 7	Tobacco User/Non-Tobacco User	54	998.75	1023.72
16322PA0040040	Rating Area 7	Tobacco User/Non-Tobacco User	55	1043.19	1069.27
16322PA0040040	Rating Area 7	Tobacco User/Non-Tobacco User	56	1091.38	1118.66
16322PA0040040	Rating Area 7	Tobacco User/Non-Tobacco User	57	1140.03	1168.53
16322PA0040040	Rating Area 7	Tobacco User/Non-Tobacco User	58	1191.95	1221.75
16322PA0040040	Rating Area 7	Tobacco User/Non-Tobacco User	59	1217.68	1248.13
16322PA0040040	Rating Area 7	Tobacco User/Non-Tobacco User	60	1269.61	1301.35
16322PA0040040	Rating Area 7	Tobacco User/Non-Tobacco User	61	1314.52	1347.38
16322PA0040040	Rating Area 7	Tobacco User/Non-Tobacco User	62	1343.99	1377.59
16322PA0040040	Rating Area 7	Tobacco User/Non-Tobacco User	63	1380.95	1415.47
16322PA0040040	Rating Area 7	Tobacco User/Non-Tobacco User	64 and over	1403.40	1438.49
16322PA0040040	Rating Area 9	Tobacco User/Non-Tobacco User	0-14	313.36	313.36
16322PA0040040	Rating Area 9	Tobacco User/Non-Tobacco User	15	341.21	341.21
16322PA0040040	Rating Area 9	Tobacco User/Non-Tobacco User	16	351.86	351.86
16322PA0040040	Rating Area 9	Tobacco User/Non-Tobacco User	17	362.51	362.51
16322PA0040040	Rating Area 9	Tobacco User/Non-Tobacco User	18	373.98	383.33
16322PA0040040	Rating Area 9	Tobacco User/Non-Tobacco User	19	385.45	395.09
16322PA0040040	Rating Area 9	Tobacco User/Non-Tobacco User	20	397.33	407.26
16322PA0040040	Rating Area 9	Tobacco User/Non-Tobacco User	21	409.62	419.86
16322PA0040040	Rating Area 9	Tobacco User/Non-Tobacco User	22	409.62	419.86
16322PA0040040	Rating Area 9	Tobacco User/Non-Tobacco User	23	409.62	419.86
16322PA0040040	Rating Area 9	Tobacco User/Non-Tobacco User	24	409.62	419.86
16322PA0040040	Rating Area 9	Tobacco User/Non-Tobacco User	25	411.26	421.54
16322PA0040040	Rating Area 9	Tobacco User/Non-Tobacco User	26	419.45	429.94
16322PA0040040	Rating Area 9	Tobacco User/Non-Tobacco User	27	429.28	440.01
16322PA0040040	Rating Area 9	Tobacco User/Non-Tobacco User	28	445.26	456.39
16322PA0040040	Rating Area 9	Tobacco User/Non-Tobacco User	29	458.36	469.82
16322PA0040040	Rating Area 9	Tobacco User/Non-Tobacco User	30	464.92	476.54
16322PA0040040	Rating Area 9	Tobacco User/Non-Tobacco User	31	474.75	486.62
16322PA0040040	Rating Area 9	Tobacco User/Non-Tobacco User	32	484.58	496.69
16322PA0040040	Rating Area 9	Tobacco User/Non-Tobacco User	33	490.72	502.99
16322PA0040040	Rating Area 9	Tobacco User/Non-Tobacco User	34	497.28	509.71
16322PA0040040	Rating Area 9	Tobacco User/Non-Tobacco User	35	500.56	513.07
16322PA0040040	Rating Area 9	Tobacco User/Non-Tobacco User	36	503.83	516.43
16322PA0040040	Rating Area 9	Tobacco User/Non-Tobacco User	37	507.11	519.79
16322PA0040040	Rating Area 9	Tobacco User/Non-Tobacco User	38	510.39	523.15
16322PA0040040	Rating Area 9	Tobacco User/Non-Tobacco User	39	516.94	529.86
16322PA0040040	Rating Area 9	Tobacco User/Non-Tobacco User	40	523.49	536.58
16322PA0040040	Rating Area 9	Tobacco User/Non-Tobacco User	41	533.33	546.66
16322PA0040040	Rating Area 9	Tobacco User/Non-Tobacco User	42	542.75	556.32
16322PA0040040	Rating Area 9	Tobacco User/Non-Tobacco User	43	555.85	569.75
16322PA0040040	Rating Area 9	Tobacco User/Non-Tobacco User	44	572.24	586.55
16322PA0040040	Rating Area 9	Tobacco User/Non-Tobacco User	45	591.49	606.28
16322PA0040040	Rating Area 9	Tobacco User/Non-Tobacco User	46	614.43	629.79
16322PA0040040	Rating Area 9	Tobacco User/Non-Tobacco User	47	640.24	656.24
16322PA0040040	Rating Area 9	Tobacco User/Non-Tobacco User	48	669.73	686.47
16322PA0040040	Rating Area 9	Tobacco User/Non-Tobacco User	49	698.81	716.28
16322PA0040040	Rating Area 9	Tobacco User/Non-Tobacco User	50	731.58	749.87
16322PA0040040	Rating Area 9	Tobacco User/Non-Tobacco User	51	763.94	783.04
16322PA0040040	Rating Area 9	Tobacco User/Non-Tobacco User	52	799.58	819.57
16322PA0040040	Rating Area 9	Tobacco User/Non-Tobacco User	53	835.62	856.52
16322PA0040040	Rating Area 9	Tobacco User/Non-Tobacco User	54	874.54	896.40
16322PA0040040	Rating Area 9	Tobacco User/Non-Tobacco User	55	913.45	936.29
16322PA0040040	Rating Area 9	Tobacco User/Non-Tobacco User	56	955.64	979.53
16322PA0040040	Rating Area 9	Tobacco User/Non-Tobacco User	57	998.24	1023.20
16322PA0040040	Rating Area 9	Tobacco User/Non-Tobacco User	58	1043.71	1069.80
16322PA0040040	Rating Area 9	Tobacco User/Non-Tobacco User	59	1066.24	1092.90
16322PA0040040	Rating Area 9	Tobacco User/Non-Tobacco User	60	1111.71	1139.50
16322PA0040040	Rating Area 9	Tobacco User/Non-Tobacco User	61	1151.03	1179.81
16322PA0040040	Rating Area 9	Tobacco User/Non-Tobacco User	62	1176.84	1206.26
16322PA0040040	Rating Area 9	Tobacco User/Non-Tobacco User	63	1209.20	1239.43
16322PA0040040	Rating Area 9	Tobacco User/Non-Tobacco User	64 and over	1228.86	1259.58
16322PA0040041	Rating Area 3	Tobacco User/Non-Tobacco User	0-14	272.39	272.39
16322PA0040041	Rating Area 3	Tobacco User/Non-Tobacco User	15	296.60	296.60
16322PA0040041	Rating Area 3	Tobacco User/Non-Tobacco User	16	305.86	305.86
16322PA0040041	Rating Area 3	Tobacco User/Non-Tobacco User	17	315.11	315.11
16322PA0040041	Rating Area 3	Tobacco User/Non-Tobacco User	18	325.08	333.21
16322PA0040041	Rating Area 3	Tobacco User/Non-Tobacco User	19	335.05	343.43
16322PA0040041	Rating Area 3	Tobacco User/Non-Tobacco User	20	345.38	354.01
16322PA0040041	Rating Area 3	Tobacco User/Non-Tobacco User	21	356.06	364.96

16322PA0040041	Rating Area 3	Tobacco User/Non-Tobacco User	22	356.06	364.96
16322PA0040041	Rating Area 3	Tobacco User/Non-Tobacco User	23	356.06	364.96
16322PA0040041	Rating Area 3	Tobacco User/Non-Tobacco User	24	356.06	364.96
16322PA0040041	Rating Area 3	Tobacco User/Non-Tobacco User	25	357.48	366.42
16322PA0040041	Rating Area 3	Tobacco User/Non-Tobacco User	26	364.61	373.72
16322PA0040041	Rating Area 3	Tobacco User/Non-Tobacco User	27	373.15	382.48
16322PA0040041	Rating Area 3	Tobacco User/Non-Tobacco User	28	387.04	396.71
16322PA0040041	Rating Area 3	Tobacco User/Non-Tobacco User	29	398.43	408.39
16322PA0040041	Rating Area 3	Tobacco User/Non-Tobacco User	30	404.13	414.23
16322PA0040041	Rating Area 3	Tobacco User/Non-Tobacco User	31	412.67	422.99
16322PA0040041	Rating Area 3	Tobacco User/Non-Tobacco User	32	421.22	431.75
16322PA0040041	Rating Area 3	Tobacco User/Non-Tobacco User	33	426.56	437.22
16322PA0040041	Rating Area 3	Tobacco User/Non-Tobacco User	34	432.26	443.06
16322PA0040041	Rating Area 3	Tobacco User/Non-Tobacco User	35	435.11	445.98
16322PA0040041	Rating Area 3	Tobacco User/Non-Tobacco User	36	437.95	448.90
16322PA0040041	Rating Area 3	Tobacco User/Non-Tobacco User	37	440.80	451.82
16322PA0040041	Rating Area 3	Tobacco User/Non-Tobacco User	38	443.65	454.74
16322PA0040041	Rating Area 3	Tobacco User/Non-Tobacco User	39	449.35	460.58
16322PA0040041	Rating Area 3	Tobacco User/Non-Tobacco User	40	455.04	466.42
16322PA0040041	Rating Area 3	Tobacco User/Non-Tobacco User	41	463.59	475.18
16322PA0040041	Rating Area 3	Tobacco User/Non-Tobacco User	42	471.78	483.57
16322PA0040041	Rating Area 3	Tobacco User/Non-Tobacco User	43	483.17	495.25
16322PA0040041	Rating Area 3	Tobacco User/Non-Tobacco User	44	497.42	509.85
16322PA0040041	Rating Area 3	Tobacco User/Non-Tobacco User	45	514.15	527.00
16322PA0040041	Rating Area 3	Tobacco User/Non-Tobacco User	46	534.09	547.44
16322PA0040041	Rating Area 3	Tobacco User/Non-Tobacco User	47	556.52	570.43
16322PA0040041	Rating Area 3	Tobacco User/Non-Tobacco User	48	582.16	596.71
16322PA0040041	Rating Area 3	Tobacco User/Non-Tobacco User	49	607.44	622.62
16322PA0040041	Rating Area 3	Tobacco User/Non-Tobacco User	50	635.92	651.82
16322PA0040041	Rating Area 3	Tobacco User/Non-Tobacco User	51	664.05	680.65
16322PA0040041	Rating Area 3	Tobacco User/Non-Tobacco User	52	695.03	712.40
16322PA0040041	Rating Area 3	Tobacco User/Non-Tobacco User	53	726.36	744.52
16322PA0040041	Rating Area 3	Tobacco User/Non-Tobacco User	54	760.19	779.19
16322PA0040041	Rating Area 3	Tobacco User/Non-Tobacco User	55	794.01	813.86
16322PA0040041	Rating Area 3	Tobacco User/Non-Tobacco User	56	830.69	851.46
16322PA0040041	Rating Area 3	Tobacco User/Non-Tobacco User	57	867.72	889.41
16322PA0040041	Rating Area 3	Tobacco User/Non-Tobacco User	58	907.24	929.92
16322PA0040041	Rating Area 3	Tobacco User/Non-Tobacco User	59	926.82	949.99
16322PA0040041	Rating Area 3	Tobacco User/Non-Tobacco User	60	966.35	990.51
16322PA0040041	Rating Area 3	Tobacco User/Non-Tobacco User	61	1000.53	1025.54
16322PA0040041	Rating Area 3	Tobacco User/Non-Tobacco User	62	1022.96	1048.53
16322PA0040041	Rating Area 3	Tobacco User/Non-Tobacco User	63	1051.09	1077.37
16322PA0040041	Rating Area 3	Tobacco User/Non-Tobacco User	64 and over	1068.18	1094.88
16322PA0040041	Rating Area 6	Tobacco User/Non-Tobacco User	0-14	290.73	290.73
16322PA0040041	Rating Area 6	Tobacco User/Non-Tobacco User	15	316.57	316.57
16322PA0040041	Rating Area 6	Tobacco User/Non-Tobacco User	16	326.45	326.45
16322PA0040041	Rating Area 6	Tobacco User/Non-Tobacco User	17	336.34	336.34
16322PA0040041	Rating Area 6	Tobacco User/Non-Tobacco User	18	346.98	355.65
16322PA0040041	Rating Area 6	Tobacco User/Non-Tobacco User	19	357.62	366.56
16322PA0040041	Rating Area 6	Tobacco User/Non-Tobacco User	20	368.64	377.85
16322PA0040041	Rating Area 6	Tobacco User/Non-Tobacco User	21	380.04	389.54
16322PA0040041	Rating Area 6	Tobacco User/Non-Tobacco User	22	380.04	389.54
16322PA0040041	Rating Area 6	Tobacco User/Non-Tobacco User	23	380.04	389.54
16322PA0040041	Rating Area 6	Tobacco User/Non-Tobacco User	24	380.04	389.54
16322PA0040041	Rating Area 6	Tobacco User/Non-Tobacco User	25	381.56	391.10
16322PA0040041	Rating Area 6	Tobacco User/Non-Tobacco User	26	389.16	398.89
16322PA0040041	Rating Area 6	Tobacco User/Non-Tobacco User	27	398.28	408.24
16322PA0040041	Rating Area 6	Tobacco User/Non-Tobacco User	28	413.10	423.43
16322PA0040041	Rating Area 6	Tobacco User/Non-Tobacco User	29	425.26	435.90
16322PA0040041	Rating Area 6	Tobacco User/Non-Tobacco User	30	431.35	442.13
16322PA0040041	Rating Area 6	Tobacco User/Non-Tobacco User	31	440.47	451.48
16322PA0040041	Rating Area 6	Tobacco User/Non-Tobacco User	32	449.59	460.83
16322PA0040041	Rating Area 6	Tobacco User/Non-Tobacco User	33	455.29	466.67
16322PA0040041	Rating Area 6	Tobacco User/Non-Tobacco User	34	461.37	472.90
16322PA0040041	Rating Area 6	Tobacco User/Non-Tobacco User	35	464.41	476.02
16322PA0040041	Rating Area 6	Tobacco User/Non-Tobacco User	36	467.45	479.14
16322PA0040041	Rating Area 6	Tobacco User/Non-Tobacco User	37	470.49	482.25
16322PA0040041	Rating Area 6	Tobacco User/Non-Tobacco User	38	473.53	485.37
16322PA0040041	Rating Area 6	Tobacco User/Non-Tobacco User	39	479.61	491.60
16322PA0040041	Rating Area 6	Tobacco User/Non-Tobacco User	40	485.69	497.83
16322PA0040041	Rating Area 6	Tobacco User/Non-Tobacco User	41	494.81	507.18
16322PA0040041	Rating Area 6	Tobacco User/Non-Tobacco User	42	503.55	516.14
16322PA0040041	Rating Area 6	Tobacco User/Non-Tobacco User	43	515.71	528.61
16322PA0040041	Rating Area 6	Tobacco User/Non-Tobacco User	44	530.92	544.19
16322PA0040041	Rating Area 6	Tobacco User/Non-Tobacco User	45	548.78	562.50
16322PA0040041	Rating Area 6	Tobacco User/Non-Tobacco User	46	570.06	584.31
16322PA0040041	Rating Area 6	Tobacco User/Non-Tobacco User	47	594.00	608.85
16322PA0040041	Rating Area 6	Tobacco User/Non-Tobacco User	48	621.37	636.90
16322PA0040041	Rating Area 6	Tobacco User/Non-Tobacco User	49	648.35	664.56
16322PA0040041	Rating Area 6	Tobacco User/Non-Tobacco User	50	678.75	695.72
16322PA0040041	Rating Area 6	Tobacco User/Non-Tobacco User	51	708.77	726.49
16322PA0040041	Rating Area 6	Tobacco User/Non-Tobacco User	52	741.84	760.38
16322PA0040041	Rating Area 6	Tobacco User/Non-Tobacco User	53	775.28	794.66
16322PA0040041	Rating Area 6	Tobacco User/Non-Tobacco User	54	811.39	831.67
16322PA0040041	Rating Area 6	Tobacco User/Non-Tobacco User	55	847.49	868.68
16322PA0040041	Rating Area 6	Tobacco User/Non-Tobacco User	56	886.63	908.80
16322PA0040041	Rating Area 6	Tobacco User/Non-Tobacco User	57	926.16	949.31
16322PA0040041	Rating Area 6	Tobacco User/Non-Tobacco User	58	968.34	992.55
16322PA0040041	Rating Area 6	Tobacco User/Non-Tobacco User	59	989.24	1013.98
16322PA0040041	Rating Area 6	Tobacco User/Non-Tobacco User	60	1031.43	1057.21
16322PA0040041	Rating Area 6	Tobacco User/Non-Tobacco User	61	1067.91	1094.61
16322PA0040041	Rating Area 6	Tobacco User/Non-Tobacco User	62	1091.85	1119.15
16322PA0040041	Rating Area 6	Tobacco User/Non-Tobacco User	63	1121.88	1149.93
16322PA0040041	Rating Area 6	Tobacco User/Non-Tobacco User	64 and over	1140.12	1168.62
16322PA0040041	Rating Area 7	Tobacco User/Non-Tobacco User	0-14	294.84	294.84
16322PA0040041	Rating Area 7	Tobacco User/Non-Tobacco User	15	321.05	321.05
16322PA0040041	Rating Area 7	Tobacco User/Non-Tobacco User	16	331.07	331.07
16322PA0040041	Rating Area 7	Tobacco User/Non-Tobacco User	17	341.09	341.09
16322PA0040041	Rating Area 7	Tobacco User/Non-Tobacco User	18	351.88	360.68
16322PA0040041	Rating Area 7	Tobacco User/Non-Tobacco User	19	362.67	371.74
16322PA0040041	Rating Area 7	Tobacco User/Non-Tobacco User	20	373.85	383.19
16322PA0040041	Rating Area 7	Tobacco User/Non-Tobacco User	21	385.41	395.05
16322PA0040041	Rating Area 7	Tobacco User/Non-Tobacco User	22	385.41	395.05
16322PA0040041	Rating Area 7	Tobacco User/Non-Tobacco User	23	385.41	395.05
16322PA0040041	Rating Area 7	Tobacco User/Non-Tobacco User	24	385.41	395.05

16322PA0040041	Rating Area 7	Tobacco User/Non-Tobacco User	25	386.95	396.63
16322PA0040041	Rating Area 7	Tobacco User/Non-Tobacco User	26	394.66	404.53
16322PA0040041	Rating Area 7	Tobacco User/Non-Tobacco User	27	403.91	414.01
16322PA0040041	Rating Area 7	Tobacco User/Non-Tobacco User	28	418.94	429.41
16322PA0040041	Rating Area 7	Tobacco User/Non-Tobacco User	29	431.27	442.06
16322PA0040041	Rating Area 7	Tobacco User/Non-Tobacco User	30	437.44	448.38
16322PA0040041	Rating Area 7	Tobacco User/Non-Tobacco User	31	446.69	457.86
16322PA0040041	Rating Area 7	Tobacco User/Non-Tobacco User	32	455.94	467.34
16322PA0040041	Rating Area 7	Tobacco User/Non-Tobacco User	33	461.72	473.26
16322PA0040041	Rating Area 7	Tobacco User/Non-Tobacco User	34	467.89	479.58
16322PA0040041	Rating Area 7	Tobacco User/Non-Tobacco User	35	470.97	482.75
16322PA0040041	Rating Area 7	Tobacco User/Non-Tobacco User	36	474.05	485.91
16322PA0040041	Rating Area 7	Tobacco User/Non-Tobacco User	37	477.14	489.07
16322PA0040041	Rating Area 7	Tobacco User/Non-Tobacco User	38	480.22	492.23
16322PA0040041	Rating Area 7	Tobacco User/Non-Tobacco User	39	486.39	498.55
16322PA0040041	Rating Area 7	Tobacco User/Non-Tobacco User	40	492.55	504.87
16322PA0040041	Rating Area 7	Tobacco User/Non-Tobacco User	41	501.80	514.35
16322PA0040041	Rating Area 7	Tobacco User/Non-Tobacco User	42	510.67	523.43
16322PA0040041	Rating Area 7	Tobacco User/Non-Tobacco User	43	523.00	536.08
16322PA0040041	Rating Area 7	Tobacco User/Non-Tobacco User	44	538.42	551.88
16322PA0040041	Rating Area 7	Tobacco User/Non-Tobacco User	45	556.53	570.45
16322PA0040041	Rating Area 7	Tobacco User/Non-Tobacco User	46	578.12	592.67
16322PA0040041	Rating Area 7	Tobacco User/Non-Tobacco User	47	602.40	617.46
16322PA0040041	Rating Area 7	Tobacco User/Non-Tobacco User	48	630.15	645.90
16322PA0040041	Rating Area 7	Tobacco User/Non-Tobacco User	49	657.51	673.95
16322PA0040041	Rating Area 7	Tobacco User/Non-Tobacco User	50	688.34	705.55
16322PA0040041	Rating Area 7	Tobacco User/Non-Tobacco User	51	718.79	736.76
16322PA0040041	Rating Area 7	Tobacco User/Non-Tobacco User	52	752.32	771.13
16322PA0040041	Rating Area 7	Tobacco User/Non-Tobacco User	53	786.24	805.89
16322PA0040041	Rating Area 7	Tobacco User/Non-Tobacco User	54	822.85	843.42
16322PA0040041	Rating Area 7	Tobacco User/Non-Tobacco User	55	859.46	880.95
16322PA0040041	Rating Area 7	Tobacco User/Non-Tobacco User	56	899.16	921.64
16322PA0040041	Rating Area 7	Tobacco User/Non-Tobacco User	57	939.24	962.73
16322PA0040041	Rating Area 7	Tobacco User/Non-Tobacco User	58	982.02	1006.58
16322PA0040041	Rating Area 7	Tobacco User/Non-Tobacco User	59	1003.22	1028.30
16322PA0040041	Rating Area 7	Tobacco User/Non-Tobacco User	60	1046.00	1072.15
16322PA0040041	Rating Area 7	Tobacco User/Non-Tobacco User	61	1083.00	1110.08
16322PA0040041	Rating Area 7	Tobacco User/Non-Tobacco User	62	1107.28	1134.97
16322PA0040041	Rating Area 7	Tobacco User/Non-Tobacco User	63	1137.73	1166.17
16322PA0040041	Rating Area 7	Tobacco User/Non-Tobacco User	64 and over	1156.23	1185.14
16322PA0040041	Rating Area 9	Tobacco User/Non-Tobacco User	0-14	258.17	258.17
16322PA0040041	Rating Area 9	Tobacco User/Non-Tobacco User	15	281.12	281.12
16322PA0040041	Rating Area 9	Tobacco User/Non-Tobacco User	16	289.90	289.90
16322PA0040041	Rating Area 9	Tobacco User/Non-Tobacco User	17	298.67	298.67
16322PA0040041	Rating Area 9	Tobacco User/Non-Tobacco User	18	308.12	315.82
16322PA0040041	Rating Area 9	Tobacco User/Non-Tobacco User	19	317.57	325.51
16322PA0040041	Rating Area 9	Tobacco User/Non-Tobacco User	20	327.36	335.54
16322PA0040041	Rating Area 9	Tobacco User/Non-Tobacco User	21	337.48	345.92
16322PA0040041	Rating Area 9	Tobacco User/Non-Tobacco User	22	337.48	345.92
16322PA0040041	Rating Area 9	Tobacco User/Non-Tobacco User	23	337.48	345.92
16322PA0040041	Rating Area 9	Tobacco User/Non-Tobacco User	24	337.48	345.92
16322PA0040041	Rating Area 9	Tobacco User/Non-Tobacco User	25	338.83	347.30
16322PA0040041	Rating Area 9	Tobacco User/Non-Tobacco User	26	345.58	354.22
16322PA0040041	Rating Area 9	Tobacco User/Non-Tobacco User	27	353.68	362.52
16322PA0040041	Rating Area 9	Tobacco User/Non-Tobacco User	28	366.84	376.01
16322PA0040041	Rating Area 9	Tobacco User/Non-Tobacco User	29	377.64	387.08
16322PA0040041	Rating Area 9	Tobacco User/Non-Tobacco User	30	383.04	392.62
16322PA0040041	Rating Area 9	Tobacco User/Non-Tobacco User	31	391.14	400.92
16322PA0040041	Rating Area 9	Tobacco User/Non-Tobacco User	32	399.24	409.22
16322PA0040041	Rating Area 9	Tobacco User/Non-Tobacco User	33	404.30	414.41
16322PA0040041	Rating Area 9	Tobacco User/Non-Tobacco User	34	409.70	419.94
16322PA0040041	Rating Area 9	Tobacco User/Non-Tobacco User	35	412.40	422.71
16322PA0040041	Rating Area 9	Tobacco User/Non-Tobacco User	36	415.10	425.48
16322PA0040041	Rating Area 9	Tobacco User/Non-Tobacco User	37	417.80	428.25
16322PA0040041	Rating Area 9	Tobacco User/Non-Tobacco User	38	420.50	431.01
16322PA0040041	Rating Area 9	Tobacco User/Non-Tobacco User	39	425.90	436.55
16322PA0040041	Rating Area 9	Tobacco User/Non-Tobacco User	40	431.30	442.08
16322PA0040041	Rating Area 9	Tobacco User/Non-Tobacco User	41	439.40	450.38
16322PA0040041	Rating Area 9	Tobacco User/Non-Tobacco User	42	447.16	458.34
16322PA0040041	Rating Area 9	Tobacco User/Non-Tobacco User	43	457.96	469.41
16322PA0040041	Rating Area 9	Tobacco User/Non-Tobacco User	44	471.46	483.25
16322PA0040041	Rating Area 9	Tobacco User/Non-Tobacco User	45	487.32	499.50
16322PA0040041	Rating Area 9	Tobacco User/Non-Tobacco User	46	506.22	518.88
16322PA0040041	Rating Area 9	Tobacco User/Non-Tobacco User	47	527.48	540.67
16322PA0040041	Rating Area 9	Tobacco User/Non-Tobacco User	48	551.78	565.57
16322PA0040041	Rating Area 9	Tobacco User/Non-Tobacco User	49	575.74	590.13
16322PA0040041	Rating Area 9	Tobacco User/Non-Tobacco User	50	602.74	617.81
16322PA0040041	Rating Area 9	Tobacco User/Non-Tobacco User	51	629.40	645.14
16322PA0040041	Rating Area 9	Tobacco User/Non-Tobacco User	52	658.76	675.23
16322PA0040041	Rating Area 9	Tobacco User/Non-Tobacco User	53	688.46	705.67
16322PA0040041	Rating Area 9	Tobacco User/Non-Tobacco User	54	720.52	738.53
16322PA0040041	Rating Area 9	Tobacco User/Non-Tobacco User	55	752.58	771.39
16322PA0040041	Rating Area 9	Tobacco User/Non-Tobacco User	56	787.34	807.02
16322PA0040041	Rating Area 9	Tobacco User/Non-Tobacco User	57	822.44	843.00
16322PA0040041	Rating Area 9	Tobacco User/Non-Tobacco User	58	859.90	881.40
16322PA0040041	Rating Area 9	Tobacco User/Non-Tobacco User	59	878.46	900.42
16322PA0040041	Rating Area 9	Tobacco User/Non-Tobacco User	60	915.92	938.82
16322PA0040041	Rating Area 9	Tobacco User/Non-Tobacco User	61	948.32	972.03
16322PA0040041	Rating Area 9	Tobacco User/Non-Tobacco User	62	969.58	993.82
16322PA0040041	Rating Area 9	Tobacco User/Non-Tobacco User	63	996.24	1021.15
16322PA0040041	Rating Area 9	Tobacco User/Non-Tobacco User	64 and over	1012.44	1037.75
16322PA0040042	Rating Area 3	Tobacco User/Non-Tobacco User	0-14	355.58	355.58
16322PA0040042	Rating Area 3	Tobacco User/Non-Tobacco User	15	387.19	387.19
16322PA0040042	Rating Area 3	Tobacco User/Non-Tobacco User	16	399.27	399.27
16322PA0040042	Rating Area 3	Tobacco User/Non-Tobacco User	17	411.36	411.36
16322PA0040042	Rating Area 3	Tobacco User/Non-Tobacco User	18	424.37	434.98
16322PA0040042	Rating Area 3	Tobacco User/Non-Tobacco User	19	437.39	448.32
16322PA0040042	Rating Area 3	Tobacco User/Non-Tobacco User	20	450.87	462.14
16322PA0040042	Rating Area 3	Tobacco User/Non-Tobacco User	21	464.81	476.43
16322PA0040042	Rating Area 3	Tobacco User/Non-Tobacco User	22	464.81	476.43
16322PA0040042	Rating Area 3	Tobacco User/Non-Tobacco User	23	464.81	476.43
16322PA0040042	Rating Area 3	Tobacco User/Non-Tobacco User	24	464.81	476.43
16322PA0040042	Rating Area 3	Tobacco User/Non-Tobacco User	25	466.67	478.34
16322PA0040042	Rating Area 3	Tobacco User/Non-Tobacco User	26	475.97	487.86
16322PA0040042	Rating Area 3	Tobacco User/Non-Tobacco User	27	487.12	499.30

16322PA0040042	Rating Area 3	Tobacco User/Non-Tobacco User	28	505.25	517.88
16322PA0040042	Rating Area 3	Tobacco User/Non-Tobacco User	29	520.12	533.13
16322PA0040042	Rating Area 3	Tobacco User/Non-Tobacco User	30	527.56	540.75
16322PA0040042	Rating Area 3	Tobacco User/Non-Tobacco User	31	538.71	552.18
16322PA0040042	Rating Area 3	Tobacco User/Non-Tobacco User	32	549.87	563.62
16322PA0040042	Rating Area 3	Tobacco User/Non-Tobacco User	33	556.84	570.76
16322PA0040042	Rating Area 3	Tobacco User/Non-Tobacco User	34	564.28	578.39
16322PA0040042	Rating Area 3	Tobacco User/Non-Tobacco User	35	568.00	582.20
16322PA0040042	Rating Area 3	Tobacco User/Non-Tobacco User	36	571.72	586.01
16322PA0040042	Rating Area 3	Tobacco User/Non-Tobacco User	37	575.43	589.82
16322PA0040042	Rating Area 3	Tobacco User/Non-Tobacco User	38	579.15	593.63
16322PA0040042	Rating Area 3	Tobacco User/Non-Tobacco User	39	586.59	601.25
16322PA0040042	Rating Area 3	Tobacco User/Non-Tobacco User	40	594.03	608.88
16322PA0040042	Rating Area 3	Tobacco User/Non-Tobacco User	41	605.18	620.31
16322PA0040042	Rating Area 3	Tobacco User/Non-Tobacco User	42	615.87	631.27
16322PA0040042	Rating Area 3	Tobacco User/Non-Tobacco User	43	630.75	646.52
16322PA0040042	Rating Area 3	Tobacco User/Non-Tobacco User	44	649.34	665.57
16322PA0040042	Rating Area 3	Tobacco User/Non-Tobacco User	45	671.19	687.87
16322PA0040042	Rating Area 3	Tobacco User/Non-Tobacco User	46	697.22	714.65
16322PA0040042	Rating Area 3	Tobacco User/Non-Tobacco User	47	726.50	744.66
16322PA0040042	Rating Area 3	Tobacco User/Non-Tobacco User	48	759.96	778.96
16322PA0040042	Rating Area 3	Tobacco User/Non-Tobacco User	49	792.97	812.79
16322PA0040042	Rating Area 3	Tobacco User/Non-Tobacco User	50	830.15	850.90
16322PA0040042	Rating Area 3	Tobacco User/Non-Tobacco User	51	866.87	888.54
16322PA0040042	Rating Area 3	Tobacco User/Non-Tobacco User	52	907.31	929.99
16322PA0040042	Rating Area 3	Tobacco User/Non-Tobacco User	53	948.21	971.92
16322PA0040042	Rating Area 3	Tobacco User/Non-Tobacco User	54	992.37	1017.18
16322PA0040042	Rating Area 3	Tobacco User/Non-Tobacco User	55	1036.53	1062.44
16322PA0040042	Rating Area 3	Tobacco User/Non-Tobacco User	56	1084.40	1111.51
16322PA0040042	Rating Area 3	Tobacco User/Non-Tobacco User	57	1132.74	1161.06
16322PA0040042	Rating Area 3	Tobacco User/Non-Tobacco User	58	1184.34	1213.94
16322PA0040042	Rating Area 3	Tobacco User/Non-Tobacco User	59	1209.90	1240.15
16322PA0040042	Rating Area 3	Tobacco User/Non-Tobacco User	60	1261.49	1293.03
16322PA0040042	Rating Area 3	Tobacco User/Non-Tobacco User	61	1306.12	1338.77
16322PA0040042	Rating Area 3	Tobacco User/Non-Tobacco User	62	1335.40	1368.78
16322PA0040042	Rating Area 3	Tobacco User/Non-Tobacco User	63	1372.12	1406.42
16322PA0040042	Rating Area 3	Tobacco User/Non-Tobacco User	64 and over	1394.43	1429.29
16322PA0040042	Rating Area 6	Tobacco User/Non-Tobacco User	0-14	379.52	379.52
16322PA0040042	Rating Area 6	Tobacco User/Non-Tobacco User	15	413.25	413.25
16322PA0040042	Rating Area 6	Tobacco User/Non-Tobacco User	16	426.15	426.15
16322PA0040042	Rating Area 6	Tobacco User/Non-Tobacco User	17	439.05	439.05
16322PA0040042	Rating Area 6	Tobacco User/Non-Tobacco User	18	452.94	464.26
16322PA0040042	Rating Area 6	Tobacco User/Non-Tobacco User	19	466.83	478.50
16322PA0040042	Rating Area 6	Tobacco User/Non-Tobacco User	20	481.22	493.25
16322PA0040042	Rating Area 6	Tobacco User/Non-Tobacco User	21	496.10	508.50
16322PA0040042	Rating Area 6	Tobacco User/Non-Tobacco User	22	496.10	508.50
16322PA0040042	Rating Area 6	Tobacco User/Non-Tobacco User	23	496.10	508.50
16322PA0040042	Rating Area 6	Tobacco User/Non-Tobacco User	24	496.10	508.50
16322PA0040042	Rating Area 6	Tobacco User/Non-Tobacco User	25	498.08	510.54
16322PA0040042	Rating Area 6	Tobacco User/Non-Tobacco User	26	508.01	520.71
16322PA0040042	Rating Area 6	Tobacco User/Non-Tobacco User	27	519.91	532.91
16322PA0040042	Rating Area 6	Tobacco User/Non-Tobacco User	28	539.26	552.74
16322PA0040042	Rating Area 6	Tobacco User/Non-Tobacco User	29	555.14	569.01
16322PA0040042	Rating Area 6	Tobacco User/Non-Tobacco User	30	563.07	577.15
16322PA0040042	Rating Area 6	Tobacco User/Non-Tobacco User	31	574.98	589.35
16322PA0040042	Rating Area 6	Tobacco User/Non-Tobacco User	32	586.89	601.56
16322PA0040042	Rating Area 6	Tobacco User/Non-Tobacco User	33	594.33	609.19
16322PA0040042	Rating Area 6	Tobacco User/Non-Tobacco User	34	602.27	617.32
16322PA0040042	Rating Area 6	Tobacco User/Non-Tobacco User	35	606.23	621.39
16322PA0040042	Rating Area 6	Tobacco User/Non-Tobacco User	36	610.20	625.46
16322PA0040042	Rating Area 6	Tobacco User/Non-Tobacco User	37	614.17	629.53
16322PA0040042	Rating Area 6	Tobacco User/Non-Tobacco User	38	618.14	633.59
16322PA0040042	Rating Area 6	Tobacco User/Non-Tobacco User	39	626.08	641.73
16322PA0040042	Rating Area 6	Tobacco User/Non-Tobacco User	40	634.02	649.87
16322PA0040042	Rating Area 6	Tobacco User/Non-Tobacco User	41	645.92	662.07
16322PA0040042	Rating Area 6	Tobacco User/Non-Tobacco User	42	657.33	673.77
16322PA0040042	Rating Area 6	Tobacco User/Non-Tobacco User	43	673.21	690.04
16322PA0040042	Rating Area 6	Tobacco User/Non-Tobacco User	44	693.05	710.38
16322PA0040042	Rating Area 6	Tobacco User/Non-Tobacco User	45	716.37	734.28
16322PA0040042	Rating Area 6	Tobacco User/Non-Tobacco User	46	744.15	762.75
16322PA0040042	Rating Area 6	Tobacco User/Non-Tobacco User	47	775.40	794.79
16322PA0040042	Rating Area 6	Tobacco User/Non-Tobacco User	48	811.12	831.40
16322PA0040042	Rating Area 6	Tobacco User/Non-Tobacco User	49	846.35	867.51
16322PA0040042	Rating Area 6	Tobacco User/Non-Tobacco User	50	886.03	908.19
16322PA0040042	Rating Area 6	Tobacco User/Non-Tobacco User	51	925.23	948.36
16322PA0040042	Rating Area 6	Tobacco User/Non-Tobacco User	52	968.39	992.60
16322PA0040042	Rating Area 6	Tobacco User/Non-Tobacco User	53	1012.04	1037.35
16322PA0040042	Rating Area 6	Tobacco User/Non-Tobacco User	54	1059.17	1085.65
16322PA0040042	Rating Area 6	Tobacco User/Non-Tobacco User	55	1106.30	1133.96
16322PA0040042	Rating Area 6	Tobacco User/Non-Tobacco User	56	1157.40	1186.34
16322PA0040042	Rating Area 6	Tobacco User/Non-Tobacco User	57	1209.00	1239.22
16322PA0040042	Rating Area 6	Tobacco User/Non-Tobacco User	58	1264.06	1295.66
16322PA0040042	Rating Area 6	Tobacco User/Non-Tobacco User	59	1291.35	1323.63
16322PA0040042	Rating Area 6	Tobacco User/Non-Tobacco User	60	1346.42	1380.08
16322PA0040042	Rating Area 6	Tobacco User/Non-Tobacco User	61	1394.04	1428.89
16322PA0040042	Rating Area 6	Tobacco User/Non-Tobacco User	62	1425.30	1460.93
16322PA0040042	Rating Area 6	Tobacco User/Non-Tobacco User	63	1464.49	1501.10
16322PA0040042	Rating Area 6	Tobacco User/Non-Tobacco User	64 and over	1488.30	1525.51
16322PA0040042	Rating Area 7	Tobacco User/Non-Tobacco User	0-14	384.88	384.88
16322PA0040042	Rating Area 7	Tobacco User/Non-Tobacco User	15	419.09	419.09
16322PA0040042	Rating Area 7	Tobacco User/Non-Tobacco User	16	432.17	432.17
16322PA0040042	Rating Area 7	Tobacco User/Non-Tobacco User	17	445.25	445.25
16322PA0040042	Rating Area 7	Tobacco User/Non-Tobacco User	18	459.34	470.82
16322PA0040042	Rating Area 7	Tobacco User/Non-Tobacco User	19	473.43	485.26
16322PA0040042	Rating Area 7	Tobacco User/Non-Tobacco User	20	488.02	500.22
16322PA0040042	Rating Area 7	Tobacco User/Non-Tobacco User	21	503.11	515.69
16322PA0040042	Rating Area 7	Tobacco User/Non-Tobacco User	22	503.11	515.69
16322PA0040042	Rating Area 7	Tobacco User/Non-Tobacco User	23	503.11	515.69
16322PA0040042	Rating Area 7	Tobacco User/Non-Tobacco User	24	503.11	515.69
16322PA0040042	Rating Area 7	Tobacco User/Non-Tobacco User	25	505.12	517.75
16322PA0040042	Rating Area 7	Tobacco User/Non-Tobacco User	26	515.18	528.06
16322PA0040042	Rating Area 7	Tobacco User/Non-Tobacco User	27	527.26	540.44
16322PA0040042	Rating Area 7	Tobacco User/Non-Tobacco User	28	546.88	560.55
16322PA0040042	Rating Area 7	Tobacco User/Non-Tobacco User	29	562.98	577.05
16322PA0040042	Rating Area 7	Tobacco User/Non-Tobacco User	30	571.03	585.31

16322PA0040042	Rating Area 7	Tobacco User/Non-Tobacco User	31	583.10	597.68
16322PA0040042	Rating Area 7	Tobacco User/Non-Tobacco User	32	585.18	610.06
16322PA0040042	Rating Area 7	Tobacco User/Non-Tobacco User	33	602.73	617.79
16322PA0040042	Rating Area 7	Tobacco User/Non-Tobacco User	34	610.78	626.04
16322PA0040042	Rating Area 7	Tobacco User/Non-Tobacco User	35	614.80	630.17
16322PA0040042	Rating Area 7	Tobacco User/Non-Tobacco User	36	618.83	634.30
16322PA0040042	Rating Area 7	Tobacco User/Non-Tobacco User	37	622.85	638.42
16322PA0040042	Rating Area 7	Tobacco User/Non-Tobacco User	38	626.88	642.55
16322PA0040042	Rating Area 7	Tobacco User/Non-Tobacco User	39	634.92	650.80
16322PA0040042	Rating Area 7	Tobacco User/Non-Tobacco User	40	642.97	659.05
16322PA0040042	Rating Area 7	Tobacco User/Non-Tobacco User	41	655.05	671.43
16322PA0040042	Rating Area 7	Tobacco User/Non-Tobacco User	42	666.62	683.29
16322PA0040042	Rating Area 7	Tobacco User/Non-Tobacco User	43	682.72	699.79
16322PA0040042	Rating Area 7	Tobacco User/Non-Tobacco User	44	702.84	720.42
16322PA0040042	Rating Area 7	Tobacco User/Non-Tobacco User	45	726.49	744.65
16322PA0040042	Rating Area 7	Tobacco User/Non-Tobacco User	46	754.67	773.53
16322PA0040042	Rating Area 7	Tobacco User/Non-Tobacco User	47	786.36	806.02
16322PA0040042	Rating Area 7	Tobacco User/Non-Tobacco User	48	822.58	843.15
16322PA0040042	Rating Area 7	Tobacco User/Non-Tobacco User	49	858.31	879.76
16322PA0040042	Rating Area 7	Tobacco User/Non-Tobacco User	50	898.55	921.02
16322PA0040042	Rating Area 7	Tobacco User/Non-Tobacco User	51	938.30	961.76
16322PA0040042	Rating Area 7	Tobacco User/Non-Tobacco User	52	982.07	1006.62
16322PA0040042	Rating Area 7	Tobacco User/Non-Tobacco User	53	1026.34	1052.00
16322PA0040042	Rating Area 7	Tobacco User/Non-Tobacco User	54	1074.14	1100.99
16322PA0040042	Rating Area 7	Tobacco User/Non-Tobacco User	55	1121.94	1149.98
16322PA0040042	Rating Area 7	Tobacco User/Non-Tobacco User	56	1173.76	1203.10
16322PA0040042	Rating Area 7	Tobacco User/Non-Tobacco User	57	1226.08	1256.73
16322PA0040042	Rating Area 7	Tobacco User/Non-Tobacco User	58	1281.92	1313.97
16322PA0040042	Rating Area 7	Tobacco User/Non-Tobacco User	59	1309.60	1342.34
16322PA0040042	Rating Area 7	Tobacco User/Non-Tobacco User	60	1365.44	1399.58
16322PA0040042	Rating Area 7	Tobacco User/Non-Tobacco User	61	1413.74	1449.08
16322PA0040042	Rating Area 7	Tobacco User/Non-Tobacco User	62	1445.44	1481.57
16322PA0040042	Rating Area 7	Tobacco User/Non-Tobacco User	63	1485.18	1522.31
16322PA0040042	Rating Area 7	Tobacco User/Non-Tobacco User	64 and over	1509.33	1547.06
16322PA0040042	Rating Area 9	Tobacco User/Non-Tobacco User	0-14	337.01	337.01
16322PA0040042	Rating Area 9	Tobacco User/Non-Tobacco User	15	366.97	366.97
16322PA0040042	Rating Area 9	Tobacco User/Non-Tobacco User	16	378.42	378.42
16322PA0040042	Rating Area 9	Tobacco User/Non-Tobacco User	17	389.88	389.88
16322PA0040042	Rating Area 9	Tobacco User/Non-Tobacco User	18	402.21	412.27
16322PA0040042	Rating Area 9	Tobacco User/Non-Tobacco User	19	414.55	424.91
16322PA0040042	Rating Area 9	Tobacco User/Non-Tobacco User	20	427.32	438.01
16322PA0040042	Rating Area 9	Tobacco User/Non-Tobacco User	21	440.54	451.55
16322PA0040042	Rating Area 9	Tobacco User/Non-Tobacco User	22	440.54	451.55
16322PA0040042	Rating Area 9	Tobacco User/Non-Tobacco User	23	440.54	451.55
16322PA0040042	Rating Area 9	Tobacco User/Non-Tobacco User	24	440.54	451.55
16322PA0040042	Rating Area 9	Tobacco User/Non-Tobacco User	25	442.30	453.36
16322PA0040042	Rating Area 9	Tobacco User/Non-Tobacco User	26	451.11	462.39
16322PA0040042	Rating Area 9	Tobacco User/Non-Tobacco User	27	461.69	473.23
16322PA0040042	Rating Area 9	Tobacco User/Non-Tobacco User	28	478.87	490.84
16322PA0040042	Rating Area 9	Tobacco User/Non-Tobacco User	29	492.96	505.29
16322PA0040042	Rating Area 9	Tobacco User/Non-Tobacco User	30	500.01	512.61
16322PA0040042	Rating Area 9	Tobacco User/Non-Tobacco User	31	510.59	523.35
16322PA0040042	Rating Area 9	Tobacco User/Non-Tobacco User	32	521.16	534.19
16322PA0040042	Rating Area 9	Tobacco User/Non-Tobacco User	33	527.77	540.96
16322PA0040042	Rating Area 9	Tobacco User/Non-Tobacco User	34	534.82	548.19
16322PA0040042	Rating Area 9	Tobacco User/Non-Tobacco User	35	538.34	551.80
16322PA0040042	Rating Area 9	Tobacco User/Non-Tobacco User	36	541.86	555.41
16322PA0040042	Rating Area 9	Tobacco User/Non-Tobacco User	37	545.39	559.02
16322PA0040042	Rating Area 9	Tobacco User/Non-Tobacco User	38	548.91	562.64
16322PA0040042	Rating Area 9	Tobacco User/Non-Tobacco User	39	555.96	569.86
16322PA0040042	Rating Area 9	Tobacco User/Non-Tobacco User	40	563.01	577.09
16322PA0040042	Rating Area 9	Tobacco User/Non-Tobacco User	41	573.58	587.92
16322PA0040042	Rating Area 9	Tobacco User/Non-Tobacco User	42	583.72	598.31
16322PA0040042	Rating Area 9	Tobacco User/Non-Tobacco User	43	597.81	612.76
16322PA0040042	Rating Area 9	Tobacco User/Non-Tobacco User	44	615.43	630.82
16322PA0040042	Rating Area 9	Tobacco User/Non-Tobacco User	45	636.14	652.04
16322PA0040042	Rating Area 9	Tobacco User/Non-Tobacco User	46	660.81	677.33
16322PA0040042	Rating Area 9	Tobacco User/Non-Tobacco User	47	688.56	705.78
16322PA0040042	Rating Area 9	Tobacco User/Non-Tobacco User	48	720.28	738.29
16322PA0040042	Rating Area 9	Tobacco User/Non-Tobacco User	49	751.56	770.35
16322PA0040042	Rating Area 9	Tobacco User/Non-Tobacco User	50	786.80	806.47
16322PA0040042	Rating Area 9	Tobacco User/Non-Tobacco User	51	821.61	842.15
16322PA0040042	Rating Area 9	Tobacco User/Non-Tobacco User	52	859.93	881.43
16322PA0040042	Rating Area 9	Tobacco User/Non-Tobacco User	53	898.70	921.17
16322PA0040042	Rating Area 9	Tobacco User/Non-Tobacco User	54	940.55	964.07
16322PA0040042	Rating Area 9	Tobacco User/Non-Tobacco User	55	982.40	1006.96
16322PA0040042	Rating Area 9	Tobacco User/Non-Tobacco User	56	1027.78	1053.47
16322PA0040042	Rating Area 9	Tobacco User/Non-Tobacco User	57	1073.60	1100.44
16322PA0040042	Rating Area 9	Tobacco User/Non-Tobacco User	58	1122.50	1150.56
16322PA0040042	Rating Area 9	Tobacco User/Non-Tobacco User	59	1146.73	1175.39
16322PA0040042	Rating Area 9	Tobacco User/Non-Tobacco User	60	1195.63	1225.52
16322PA0040042	Rating Area 9	Tobacco User/Non-Tobacco User	61	1237.92	1268.87
16322PA0040042	Rating Area 9	Tobacco User/Non-Tobacco User	62	1265.67	1297.31
16322PA0040042	Rating Area 9	Tobacco User/Non-Tobacco User	63	1300.47	1332.99
16322PA0040042	Rating Area 9	Tobacco User/Non-Tobacco User	64 and over	1321.62	1354.66
16322PA0040043	Rating Area 3	Tobacco User/Non-Tobacco User	0-14	253.94	253.94
16322PA0040043	Rating Area 3	Tobacco User/Non-Tobacco User	15	276.51	276.51
16322PA0040043	Rating Area 3	Tobacco User/Non-Tobacco User	16	285.15	285.15
16322PA0040043	Rating Area 3	Tobacco User/Non-Tobacco User	17	293.78	293.78
16322PA0040043	Rating Area 3	Tobacco User/Non-Tobacco User	18	303.07	310.65
16322PA0040043	Rating Area 3	Tobacco User/Non-Tobacco User	19	312.36	320.17
16322PA0040043	Rating Area 3	Tobacco User/Non-Tobacco User	20	321.99	330.04
16322PA0040043	Rating Area 3	Tobacco User/Non-Tobacco User	21	331.95	340.25
16322PA0040043	Rating Area 3	Tobacco User/Non-Tobacco User	22	331.95	340.25
16322PA0040043	Rating Area 3	Tobacco User/Non-Tobacco User	23	331.95	340.25
16322PA0040043	Rating Area 3	Tobacco User/Non-Tobacco User	24	331.95	340.25
16322PA0040043	Rating Area 3	Tobacco User/Non-Tobacco User	25	333.28	341.61
16322PA0040043	Rating Area 3	Tobacco User/Non-Tobacco User	26	339.92	348.41
16322PA0040043	Rating Area 3	Tobacco User/Non-Tobacco User	27	347.88	356.58
16322PA0040043	Rating Area 3	Tobacco User/Non-Tobacco User	28	360.83	369.85
16322PA0040043	Rating Area 3	Tobacco User/Non-Tobacco User	29	371.45	380.74
16322PA0040043	Rating Area 3	Tobacco User/Non-Tobacco User	30	376.76	386.18
16322PA0040043	Rating Area 3	Tobacco User/Non-Tobacco User	31	384.73	394.35
16322PA0040043	Rating Area 3	Tobacco User/Non-Tobacco User	32	392.70	402.51
16322PA0040043	Rating Area 3	Tobacco User/Non-Tobacco User	33	397.68	407.62

16322PA0040043	Rating Area 3	Tobacco User/Non-Tobacco User	34	402.99	413.06
16322PA0040043	Rating Area 3	Tobacco User/Non-Tobacco User	35	405.64	415.78
16322PA0040043	Rating Area 3	Tobacco User/Non-Tobacco User	36	408.30	418.51
16322PA0040043	Rating Area 3	Tobacco User/Non-Tobacco User	37	410.95	421.23
16322PA0040043	Rating Area 3	Tobacco User/Non-Tobacco User	38	413.61	423.95
16322PA0040043	Rating Area 3	Tobacco User/Non-Tobacco User	39	418.92	429.39
16322PA0040043	Rating Area 3	Tobacco User/Non-Tobacco User	40	424.23	434.84
16322PA0040043	Rating Area 3	Tobacco User/Non-Tobacco User	41	432.20	443.00
16322PA0040043	Rating Area 3	Tobacco User/Non-Tobacco User	42	439.83	450.83
16322PA0040043	Rating Area 3	Tobacco User/Non-Tobacco User	43	450.46	461.72
16322PA0040043	Rating Area 3	Tobacco User/Non-Tobacco User	44	463.73	475.33
16322PA0040043	Rating Area 3	Tobacco User/Non-Tobacco User	45	479.34	491.32
16322PA0040043	Rating Area 3	Tobacco User/Non-Tobacco User	46	497.93	510.37
16322PA0040043	Rating Area 3	Tobacco User/Non-Tobacco User	47	518.84	531.81
16322PA0040043	Rating Area 3	Tobacco User/Non-Tobacco User	48	542.74	556.31
16322PA0040043	Rating Area 3	Tobacco User/Non-Tobacco User	49	566.31	580.46
16322PA0040043	Rating Area 3	Tobacco User/Non-Tobacco User	50	592.86	607.68
16322PA0040043	Rating Area 3	Tobacco User/Non-Tobacco User	51	619.09	634.56
16322PA0040043	Rating Area 3	Tobacco User/Non-Tobacco User	52	647.97	664.17
16322PA0040043	Rating Area 3	Tobacco User/Non-Tobacco User	53	677.18	694.11
16322PA0040043	Rating Area 3	Tobacco User/Non-Tobacco User	54	708.71	726.43
16322PA0040043	Rating Area 3	Tobacco User/Non-Tobacco User	55	740.25	758.75
16322PA0040043	Rating Area 3	Tobacco User/Non-Tobacco User	56	774.44	793.80
16322PA0040043	Rating Area 3	Tobacco User/Non-Tobacco User	57	808.96	829.19
16322PA0040043	Rating Area 3	Tobacco User/Non-Tobacco User	58	845.81	866.95
16322PA0040043	Rating Area 3	Tobacco User/Non-Tobacco User	59	864.07	885.67
16322PA0040043	Rating Area 3	Tobacco User/Non-Tobacco User	60	900.91	923.44
16322PA0040043	Rating Area 3	Tobacco User/Non-Tobacco User	61	932.78	956.10
16322PA0040043	Rating Area 3	Tobacco User/Non-Tobacco User	62	953.69	977.53
16322PA0040043	Rating Area 3	Tobacco User/Non-Tobacco User	63	979.92	1004.41
16322PA0040043	Rating Area 3	Tobacco User/Non-Tobacco User	64 and over	995.85	1020.75
16322PA0040043	Rating Area 6	Tobacco User/Non-Tobacco User	0-14	271.04	271.04
16322PA0040043	Rating Area 6	Tobacco User/Non-Tobacco User	15	295.13	295.13
16322PA0040043	Rating Area 6	Tobacco User/Non-Tobacco User	16	304.34	304.34
16322PA0040043	Rating Area 6	Tobacco User/Non-Tobacco User	17	313.56	313.56
16322PA0040043	Rating Area 6	Tobacco User/Non-Tobacco User	18	323.48	331.56
16322PA0040043	Rating Area 6	Tobacco User/Non-Tobacco User	19	333.40	341.73
16322PA0040043	Rating Area 6	Tobacco User/Non-Tobacco User	20	343.67	352.26
16322PA0040043	Rating Area 6	Tobacco User/Non-Tobacco User	21	354.30	363.16
16322PA0040043	Rating Area 6	Tobacco User/Non-Tobacco User	22	354.30	363.16
16322PA0040043	Rating Area 6	Tobacco User/Non-Tobacco User	23	354.30	363.16
16322PA0040043	Rating Area 6	Tobacco User/Non-Tobacco User	24	354.30	363.16
16322PA0040043	Rating Area 6	Tobacco User/Non-Tobacco User	25	355.72	364.61
16322PA0040043	Rating Area 6	Tobacco User/Non-Tobacco User	26	362.80	371.87
16322PA0040043	Rating Area 6	Tobacco User/Non-Tobacco User	27	371.31	380.59
16322PA0040043	Rating Area 6	Tobacco User/Non-Tobacco User	28	385.12	394.75
16322PA0040043	Rating Area 6	Tobacco User/Non-Tobacco User	29	396.46	406.37
16322PA0040043	Rating Area 6	Tobacco User/Non-Tobacco User	30	402.13	412.18
16322PA0040043	Rating Area 6	Tobacco User/Non-Tobacco User	31	410.63	420.90
16322PA0040043	Rating Area 6	Tobacco User/Non-Tobacco User	32	419.14	429.62
16322PA0040043	Rating Area 6	Tobacco User/Non-Tobacco User	33	424.45	435.06
16322PA0040043	Rating Area 6	Tobacco User/Non-Tobacco User	34	430.12	440.87
16322PA0040043	Rating Area 6	Tobacco User/Non-Tobacco User	35	432.95	443.78
16322PA0040043	Rating Area 6	Tobacco User/Non-Tobacco User	36	435.79	446.68
16322PA0040043	Rating Area 6	Tobacco User/Non-Tobacco User	37	438.62	449.59
16322PA0040043	Rating Area 6	Tobacco User/Non-Tobacco User	38	441.46	452.49
16322PA0040043	Rating Area 6	Tobacco User/Non-Tobacco User	39	447.13	458.30
16322PA0040043	Rating Area 6	Tobacco User/Non-Tobacco User	40	452.80	464.12
16322PA0040043	Rating Area 6	Tobacco User/Non-Tobacco User	41	461.30	472.83
16322PA0040043	Rating Area 6	Tobacco User/Non-Tobacco User	42	469.45	481.18
16322PA0040043	Rating Area 6	Tobacco User/Non-Tobacco User	43	480.79	492.80
16322PA0040043	Rating Area 6	Tobacco User/Non-Tobacco User	44	494.96	507.33
16322PA0040043	Rating Area 6	Tobacco User/Non-Tobacco User	45	511.61	524.40
16322PA0040043	Rating Area 6	Tobacco User/Non-Tobacco User	46	531.45	544.74
16322PA0040043	Rating Area 6	Tobacco User/Non-Tobacco User	47	553.77	567.62
16322PA0040043	Rating Area 6	Tobacco User/Non-Tobacco User	48	579.28	593.76
16322PA0040043	Rating Area 6	Tobacco User/Non-Tobacco User	49	604.44	619.55
16322PA0040043	Rating Area 6	Tobacco User/Non-Tobacco User	50	632.78	648.60
16322PA0040043	Rating Area 6	Tobacco User/Non-Tobacco User	51	660.77	677.29
16322PA0040043	Rating Area 6	Tobacco User/Non-Tobacco User	52	691.59	708.88
16322PA0040043	Rating Area 6	Tobacco User/Non-Tobacco User	53	722.77	740.84
16322PA0040043	Rating Area 6	Tobacco User/Non-Tobacco User	54	756.43	775.34
16322PA0040043	Rating Area 6	Tobacco User/Non-Tobacco User	55	790.09	809.84
16322PA0040043	Rating Area 6	Tobacco User/Non-Tobacco User	56	826.58	847.25
16322PA0040043	Rating Area 6	Tobacco User/Non-Tobacco User	57	863.43	885.01
16322PA0040043	Rating Area 6	Tobacco User/Non-Tobacco User	58	902.76	925.33
16322PA0040043	Rating Area 6	Tobacco User/Non-Tobacco User	59	922.24	945.30
16322PA0040043	Rating Area 6	Tobacco User/Non-Tobacco User	60	961.57	985.61
16322PA0040043	Rating Area 6	Tobacco User/Non-Tobacco User	61	995.58	1020.47
16322PA0040043	Rating Area 6	Tobacco User/Non-Tobacco User	62	1017.90	1043.35
16322PA0040043	Rating Area 6	Tobacco User/Non-Tobacco User	63	1045.89	1072.04
16322PA0040043	Rating Area 6	Tobacco User/Non-Tobacco User	64 and over	1062.90	1089.47
16322PA0040043	Rating Area 7	Tobacco User/Non-Tobacco User	0-14	274.87	274.87
16322PA0040043	Rating Area 7	Tobacco User/Non-Tobacco User	15	299.31	299.31
16322PA0040043	Rating Area 7	Tobacco User/Non-Tobacco User	16	308.65	308.65
16322PA0040043	Rating Area 7	Tobacco User/Non-Tobacco User	17	317.99	317.99
16322PA0040043	Rating Area 7	Tobacco User/Non-Tobacco User	18	328.05	336.25
16322PA0040043	Rating Area 7	Tobacco User/Non-Tobacco User	19	338.11	346.56
16322PA0040043	Rating Area 7	Tobacco User/Non-Tobacco User	20	348.53	357.24
16322PA0040043	Rating Area 7	Tobacco User/Non-Tobacco User	21	359.31	368.29
16322PA0040043	Rating Area 7	Tobacco User/Non-Tobacco User	22	359.31	368.29
16322PA0040043	Rating Area 7	Tobacco User/Non-Tobacco User	23	359.31	368.29
16322PA0040043	Rating Area 7	Tobacco User/Non-Tobacco User	24	359.31	368.29
16322PA0040043	Rating Area 7	Tobacco User/Non-Tobacco User	25	360.75	369.77
16322PA0040043	Rating Area 7	Tobacco User/Non-Tobacco User	26	367.93	377.13
16322PA0040043	Rating Area 7	Tobacco User/Non-Tobacco User	27	376.56	385.97
16322PA0040043	Rating Area 7	Tobacco User/Non-Tobacco User	28	390.57	400.33
16322PA0040043	Rating Area 7	Tobacco User/Non-Tobacco User	29	402.07	412.12
16322PA0040043	Rating Area 7	Tobacco User/Non-Tobacco User	30	407.82	418.01
16322PA0040043	Rating Area 7	Tobacco User/Non-Tobacco User	31	416.44	426.85
16322PA0040043	Rating Area 7	Tobacco User/Non-Tobacco User	32	425.06	435.69
16322PA0040043	Rating Area 7	Tobacco User/Non-Tobacco User	33	430.45	441.21
16322PA0040043	Rating Area 7	Tobacco User/Non-Tobacco User	34	436.20	447.11
16322PA0040043	Rating Area 7	Tobacco User/Non-Tobacco User	35	439.08	450.05
16322PA0040043	Rating Area 7	Tobacco User/Non-Tobacco User	36	441.95	453.00

16322PA0040043	Rating Area 7	Tobacco User/Non-Tobacco User	37	444.83	455.95
16322PA0040043	Rating Area 7	Tobacco User/Non-Tobacco User	38	447.70	458.89
16322PA0040043	Rating Area 7	Tobacco User/Non-Tobacco User	39	453.45	464.79
16322PA0040043	Rating Area 7	Tobacco User/Non-Tobacco User	40	459.20	470.68
16322PA0040043	Rating Area 7	Tobacco User/Non-Tobacco User	41	467.82	479.52
16322PA0040043	Rating Area 7	Tobacco User/Non-Tobacco User	42	476.09	487.99
16322PA0040043	Rating Area 7	Tobacco User/Non-Tobacco User	43	487.58	499.77
16322PA0040043	Rating Area 7	Tobacco User/Non-Tobacco User	44	501.96	514.50
16322PA0040043	Rating Area 7	Tobacco User/Non-Tobacco User	45	518.84	531.81
16322PA0040043	Rating Area 7	Tobacco User/Non-Tobacco User	46	538.97	552.44
16322PA0040043	Rating Area 7	Tobacco User/Non-Tobacco User	47	561.60	575.64
16322PA0040043	Rating Area 7	Tobacco User/Non-Tobacco User	48	587.47	602.16
16322PA0040043	Rating Area 7	Tobacco User/Non-Tobacco User	49	612.98	628.31
16322PA0040043	Rating Area 7	Tobacco User/Non-Tobacco User	50	641.73	657.77
16322PA0040043	Rating Area 7	Tobacco User/Non-Tobacco User	51	670.11	686.87
16322PA0040043	Rating Area 7	Tobacco User/Non-Tobacco User	52	701.37	718.91
16322PA0040043	Rating Area 7	Tobacco User/Non-Tobacco User	53	732.99	751.32
16322PA0040043	Rating Area 7	Tobacco User/Non-Tobacco User	54	767.13	786.31
16322PA0040043	Rating Area 7	Tobacco User/Non-Tobacco User	55	801.26	821.29
16322PA0040043	Rating Area 7	Tobacco User/Non-Tobacco User	56	838.27	859.23
16322PA0040043	Rating Area 7	Tobacco User/Non-Tobacco User	57	875.64	897.53
16322PA0040043	Rating Area 7	Tobacco User/Non-Tobacco User	58	915.52	938.41
16322PA0040043	Rating Area 7	Tobacco User/Non-Tobacco User	59	935.28	958.67
16322PA0040043	Rating Area 7	Tobacco User/Non-Tobacco User	60	975.17	999.55
16322PA0040043	Rating Area 7	Tobacco User/Non-Tobacco User	61	1009.66	1034.90
16322PA0040043	Rating Area 7	Tobacco User/Non-Tobacco User	62	1032.30	1058.11
16322PA0040043	Rating Area 7	Tobacco User/Non-Tobacco User	63	1060.68	1087.20
16322PA0040043	Rating Area 7	Tobacco User/Non-Tobacco User	64 and over	1077.93	1104.88
16322PA0040044	Rating Area 3	Tobacco User/Non-Tobacco User	0-14	330.62	330.62
16322PA0040044	Rating Area 3	Tobacco User/Non-Tobacco User	15	360.01	360.01
16322PA0040044	Rating Area 3	Tobacco User/Non-Tobacco User	16	371.24	371.24
16322PA0040044	Rating Area 3	Tobacco User/Non-Tobacco User	17	382.48	382.48
16322PA0040044	Rating Area 3	Tobacco User/Non-Tobacco User	18	394.58	404.44
16322PA0040044	Rating Area 3	Tobacco User/Non-Tobacco User	19	406.68	416.85
16322PA0040044	Rating Area 3	Tobacco User/Non-Tobacco User	20	419.21	429.69
16322PA0040044	Rating Area 3	Tobacco User/Non-Tobacco User	21	432.18	442.98
16322PA0040044	Rating Area 3	Tobacco User/Non-Tobacco User	22	432.18	442.98
16322PA0040044	Rating Area 3	Tobacco User/Non-Tobacco User	23	432.18	442.98
16322PA0040044	Rating Area 3	Tobacco User/Non-Tobacco User	24	432.18	442.98
16322PA0040044	Rating Area 3	Tobacco User/Non-Tobacco User	25	433.91	444.76
16322PA0040044	Rating Area 3	Tobacco User/Non-Tobacco User	26	442.55	453.62
16322PA0040044	Rating Area 3	Tobacco User/Non-Tobacco User	27	452.92	464.25
16322PA0040044	Rating Area 3	Tobacco User/Non-Tobacco User	28	469.78	481.52
16322PA0040044	Rating Area 3	Tobacco User/Non-Tobacco User	29	483.61	495.70
16322PA0040044	Rating Area 3	Tobacco User/Non-Tobacco User	30	490.52	502.79
16322PA0040044	Rating Area 3	Tobacco User/Non-Tobacco User	31	500.90	513.42
16322PA0040044	Rating Area 3	Tobacco User/Non-Tobacco User	32	511.27	524.05
16322PA0040044	Rating Area 3	Tobacco User/Non-Tobacco User	33	517.75	530.70
16322PA0040044	Rating Area 3	Tobacco User/Non-Tobacco User	34	524.67	537.78
16322PA0040044	Rating Area 3	Tobacco User/Non-Tobacco User	35	528.12	541.33
16322PA0040044	Rating Area 3	Tobacco User/Non-Tobacco User	36	531.58	544.87
16322PA0040044	Rating Area 3	Tobacco User/Non-Tobacco User	37	535.04	548.41
16322PA0040044	Rating Area 3	Tobacco User/Non-Tobacco User	38	538.50	551.96
16322PA0040044	Rating Area 3	Tobacco User/Non-Tobacco User	39	545.41	559.05
16322PA0040044	Rating Area 3	Tobacco User/Non-Tobacco User	40	552.33	566.13
16322PA0040044	Rating Area 3	Tobacco User/Non-Tobacco User	41	562.70	576.77
16322PA0040044	Rating Area 3	Tobacco User/Non-Tobacco User	42	572.64	586.95
16322PA0040044	Rating Area 3	Tobacco User/Non-Tobacco User	43	586.47	601.13
16322PA0040044	Rating Area 3	Tobacco User/Non-Tobacco User	44	603.76	618.85
16322PA0040044	Rating Area 3	Tobacco User/Non-Tobacco User	45	624.07	639.67
16322PA0040044	Rating Area 3	Tobacco User/Non-Tobacco User	46	648.27	664.48
16322PA0040044	Rating Area 3	Tobacco User/Non-Tobacco User	47	675.50	692.38
16322PA0040044	Rating Area 3	Tobacco User/Non-Tobacco User	48	706.61	724.28
16322PA0040044	Rating Area 3	Tobacco User/Non-Tobacco User	49	737.30	755.73
16322PA0040044	Rating Area 3	Tobacco User/Non-Tobacco User	50	771.87	791.17
16322PA0040044	Rating Area 3	Tobacco User/Non-Tobacco User	51	806.02	826.17
16322PA0040044	Rating Area 3	Tobacco User/Non-Tobacco User	52	843.62	864.71
16322PA0040044	Rating Area 3	Tobacco User/Non-Tobacco User	53	881.65	903.69
16322PA0040044	Rating Area 3	Tobacco User/Non-Tobacco User	54	922.70	945.77
16322PA0040044	Rating Area 3	Tobacco User/Non-Tobacco User	55	963.76	987.86
16322PA0040044	Rating Area 3	Tobacco User/Non-Tobacco User	56	1008.28	1033.48
16322PA0040044	Rating Area 3	Tobacco User/Non-Tobacco User	57	1053.22	1079.55
16322PA0040044	Rating Area 3	Tobacco User/Non-Tobacco User	58	1101.19	1128.72
16322PA0040044	Rating Area 3	Tobacco User/Non-Tobacco User	59	1124.96	1153.09
16322PA0040044	Rating Area 3	Tobacco User/Non-Tobacco User	60	1172.94	1202.26
16322PA0040044	Rating Area 3	Tobacco User/Non-Tobacco User	61	1214.43	1244.79
16322PA0040044	Rating Area 3	Tobacco User/Non-Tobacco User	62	1241.65	1272.69
16322PA0040044	Rating Area 3	Tobacco User/Non-Tobacco User	63	1275.80	1307.69
16322PA0040044	Rating Area 3	Tobacco User/Non-Tobacco User	64 and over	1296.54	1328.95
16322PA0040044	Rating Area 6	Tobacco User/Non-Tobacco User	0-14	352.88	352.88
16322PA0040044	Rating Area 6	Tobacco User/Non-Tobacco User	15	384.25	384.25
16322PA0040044	Rating Area 6	Tobacco User/Non-Tobacco User	16	396.24	396.24
16322PA0040044	Rating Area 6	Tobacco User/Non-Tobacco User	17	408.23	408.23
16322PA0040044	Rating Area 6	Tobacco User/Non-Tobacco User	18	421.15	431.68
16322PA0040044	Rating Area 6	Tobacco User/Non-Tobacco User	19	434.06	444.92
16322PA0040044	Rating Area 6	Tobacco User/Non-Tobacco User	20	447.44	458.63
16322PA0040044	Rating Area 6	Tobacco User/Non-Tobacco User	21	461.28	472.81
16322PA0040044	Rating Area 6	Tobacco User/Non-Tobacco User	22	461.28	472.81
16322PA0040044	Rating Area 6	Tobacco User/Non-Tobacco User	23	461.28	472.81
16322PA0040044	Rating Area 6	Tobacco User/Non-Tobacco User	24	461.28	472.81
16322PA0040044	Rating Area 6	Tobacco User/Non-Tobacco User	25	463.13	474.70
16322PA0040044	Rating Area 6	Tobacco User/Non-Tobacco User	26	472.35	484.16
16322PA0040044	Rating Area 6	Tobacco User/Non-Tobacco User	27	483.42	495.51
16322PA0040044	Rating Area 6	Tobacco User/Non-Tobacco User	28	501.41	513.95
16322PA0040044	Rating Area 6	Tobacco User/Non-Tobacco User	29	516.17	529.08
16322PA0040044	Rating Area 6	Tobacco User/Non-Tobacco User	30	523.55	536.64
16322PA0040044	Rating Area 6	Tobacco User/Non-Tobacco User	31	534.62	547.99
16322PA0040044	Rating Area 6	Tobacco User/Non-Tobacco User	32	545.69	559.34
16322PA0040044	Rating Area 6	Tobacco User/Non-Tobacco User	33	562.61	566.43
16322PA0040044	Rating Area 6	Tobacco User/Non-Tobacco User	34	569.99	573.99
16322PA0040044	Rating Area 6	Tobacco User/Non-Tobacco User	35	563.68	577.78
16322PA0040044	Rating Area 6	Tobacco User/Non-Tobacco User	36	567.37	581.56
16322PA0040044	Rating Area 6	Tobacco User/Non-Tobacco User	37	571.06	585.34
16322PA0040044	Rating Area 6	Tobacco User/Non-Tobacco User	38	574.75	589.12
16322PA0040044	Rating Area 6	Tobacco User/Non-Tobacco User	39	582.14	596.69

16322PA0040044	Rating Area 6	Tobacco User/Non-Tobacco User	40	589.52	604.25
16322PA0040044	Rating Area 6	Tobacco User/Non-Tobacco User	41	600.59	615.80
16322PA0040044	Rating Area 6	Tobacco User/Non-Tobacco User	42	611.20	626.48
16322PA0040044	Rating Area 6	Tobacco User/Non-Tobacco User	43	625.96	641.61
16322PA0040044	Rating Area 6	Tobacco User/Non-Tobacco User	44	644.41	660.52
16322PA0040044	Rating Area 6	Tobacco User/Non-Tobacco User	45	666.09	682.74
16322PA0040044	Rating Area 6	Tobacco User/Non-Tobacco User	46	691.92	709.22
16322PA0040044	Rating Area 6	Tobacco User/Non-Tobacco User	47	720.98	739.01
16322PA0040044	Rating Area 6	Tobacco User/Non-Tobacco User	48	754.19	773.05
16322PA0040044	Rating Area 6	Tobacco User/Non-Tobacco User	49	786.94	806.62
16322PA0040044	Rating Area 6	Tobacco User/Non-Tobacco User	50	823.85	844.44
16322PA0040044	Rating Area 6	Tobacco User/Non-Tobacco User	51	860.29	881.79
16322PA0040044	Rating Area 6	Tobacco User/Non-Tobacco User	52	900.42	922.93
16322PA0040044	Rating Area 6	Tobacco User/Non-Tobacco User	53	941.01	964.54
16322PA0040044	Rating Area 6	Tobacco User/Non-Tobacco User	54	984.83	1009.45
16322PA0040044	Rating Area 6	Tobacco User/Non-Tobacco User	55	1028.65	1054.37
16322PA0040044	Rating Area 6	Tobacco User/Non-Tobacco User	56	1076.17	1103.07
16322PA0040044	Rating Area 6	Tobacco User/Non-Tobacco User	57	1124.14	1152.24
16322PA0040044	Rating Area 6	Tobacco User/Non-Tobacco User	58	1175.34	1204.72
16322PA0040044	Rating Area 6	Tobacco User/Non-Tobacco User	59	1200.71	1230.73
16322PA0040044	Rating Area 6	Tobacco User/Non-Tobacco User	60	1251.91	1283.21
16322PA0040044	Rating Area 6	Tobacco User/Non-Tobacco User	61	1296.20	1328.60
16322PA0040044	Rating Area 6	Tobacco User/Non-Tobacco User	62	1325.26	1358.39
16322PA0040044	Rating Area 6	Tobacco User/Non-Tobacco User	63	1361.70	1395.74
16322PA0040044	Rating Area 6	Tobacco User/Non-Tobacco User	64 and over	1383.84	1418.44
16322PA0040044	Rating Area 7	Tobacco User/Non-Tobacco User	0-14	357.87	357.87
16322PA0040044	Rating Area 7	Tobacco User/Non-Tobacco User	15	389.68	389.68
16322PA0040044	Rating Area 7	Tobacco User/Non-Tobacco User	16	401.84	401.84
16322PA0040044	Rating Area 7	Tobacco User/Non-Tobacco User	17	414.00	414.00
16322PA0040044	Rating Area 7	Tobacco User/Non-Tobacco User	18	427.10	437.78
16322PA0040044	Rating Area 7	Tobacco User/Non-Tobacco User	19	440.20	451.20
16322PA0040044	Rating Area 7	Tobacco User/Non-Tobacco User	20	453.77	465.11
16322PA0040044	Rating Area 7	Tobacco User/Non-Tobacco User	21	467.80	479.50
16322PA0040044	Rating Area 7	Tobacco User/Non-Tobacco User	22	467.80	479.50
16322PA0040044	Rating Area 7	Tobacco User/Non-Tobacco User	23	467.80	479.50
16322PA0040044	Rating Area 7	Tobacco User/Non-Tobacco User	24	467.80	479.50
16322PA0040044	Rating Area 7	Tobacco User/Non-Tobacco User	25	469.67	481.41
16322PA0040044	Rating Area 7	Tobacco User/Non-Tobacco User	26	479.03	491.00
16322PA0040044	Rating Area 7	Tobacco User/Non-Tobacco User	27	490.25	502.51
16322PA0040044	Rating Area 7	Tobacco User/Non-Tobacco User	28	508.50	521.21
16322PA0040044	Rating Area 7	Tobacco User/Non-Tobacco User	29	523.47	536.55
16322PA0040044	Rating Area 7	Tobacco User/Non-Tobacco User	30	530.95	544.23
16322PA0040044	Rating Area 7	Tobacco User/Non-Tobacco User	31	542.18	555.73
16322PA0040044	Rating Area 7	Tobacco User/Non-Tobacco User	32	553.41	567.24
16322PA0040044	Rating Area 7	Tobacco User/Non-Tobacco User	33	560.42	574.44
16322PA0040044	Rating Area 7	Tobacco User/Non-Tobacco User	34	567.91	582.11
16322PA0040044	Rating Area 7	Tobacco User/Non-Tobacco User	35	571.65	585.94
16322PA0040044	Rating Area 7	Tobacco User/Non-Tobacco User	36	575.39	589.78
16322PA0040044	Rating Area 7	Tobacco User/Non-Tobacco User	37	579.14	593.61
16322PA0040044	Rating Area 7	Tobacco User/Non-Tobacco User	38	582.88	597.45
16322PA0040044	Rating Area 7	Tobacco User/Non-Tobacco User	39	590.36	605.12
16322PA0040044	Rating Area 7	Tobacco User/Non-Tobacco User	40	597.85	612.79
16322PA0040044	Rating Area 7	Tobacco User/Non-Tobacco User	41	609.08	624.30
16322PA0040044	Rating Area 7	Tobacco User/Non-Tobacco User	42	619.84	635.33
16322PA0040044	Rating Area 7	Tobacco User/Non-Tobacco User	43	634.80	650.67
16322PA0040044	Rating Area 7	Tobacco User/Non-Tobacco User	44	653.52	669.85
16322PA0040044	Rating Area 7	Tobacco User/Non-Tobacco User	45	675.50	692.39
16322PA0040044	Rating Area 7	Tobacco User/Non-Tobacco User	46	701.70	719.24
16322PA0040044	Rating Area 7	Tobacco User/Non-Tobacco User	47	731.17	749.45
16322PA0040044	Rating Area 7	Tobacco User/Non-Tobacco User	48	764.85	783.97
16322PA0040044	Rating Area 7	Tobacco User/Non-Tobacco User	49	798.07	818.02
16322PA0040044	Rating Area 7	Tobacco User/Non-Tobacco User	50	835.49	856.38
16322PA0040044	Rating Area 7	Tobacco User/Non-Tobacco User	51	872.45	894.26
16322PA0040044	Rating Area 7	Tobacco User/Non-Tobacco User	52	913.15	935.97
16322PA0040044	Rating Area 7	Tobacco User/Non-Tobacco User	53	954.31	978.17
16322PA0040044	Rating Area 7	Tobacco User/Non-Tobacco User	54	998.75	1023.72
16322PA0040044	Rating Area 7	Tobacco User/Non-Tobacco User	55	1043.19	1069.27
16322PA0040044	Rating Area 7	Tobacco User/Non-Tobacco User	56	1091.38	1118.66
16322PA0040044	Rating Area 7	Tobacco User/Non-Tobacco User	57	1140.03	1168.53
16322PA0040044	Rating Area 7	Tobacco User/Non-Tobacco User	58	1191.95	1221.75
16322PA0040044	Rating Area 7	Tobacco User/Non-Tobacco User	59	1217.68	1248.13
16322PA0040044	Rating Area 7	Tobacco User/Non-Tobacco User	60	1269.61	1301.35
16322PA0040044	Rating Area 7	Tobacco User/Non-Tobacco User	61	1314.52	1347.38
16322PA0040044	Rating Area 7	Tobacco User/Non-Tobacco User	62	1343.99	1377.59
16322PA0040044	Rating Area 7	Tobacco User/Non-Tobacco User	63	1380.95	1415.47
16322PA0040044	Rating Area 7	Tobacco User/Non-Tobacco User	64 and over	1403.40	1438.49
16322PA0040045	Rating Area 3	Tobacco User/Non-Tobacco User	0-14	272.39	272.39
16322PA0040045	Rating Area 3	Tobacco User/Non-Tobacco User	15	296.60	296.60
16322PA0040045	Rating Area 3	Tobacco User/Non-Tobacco User	16	305.86	305.86
16322PA0040045	Rating Area 3	Tobacco User/Non-Tobacco User	17	315.11	315.11
16322PA0040045	Rating Area 3	Tobacco User/Non-Tobacco User	18	325.08	333.21
16322PA0040045	Rating Area 3	Tobacco User/Non-Tobacco User	19	335.05	343.43
16322PA0040045	Rating Area 3	Tobacco User/Non-Tobacco User	20	345.38	354.01
16322PA0040045	Rating Area 3	Tobacco User/Non-Tobacco User	21	356.06	364.96
16322PA0040045	Rating Area 3	Tobacco User/Non-Tobacco User	22	356.06	364.96
16322PA0040045	Rating Area 3	Tobacco User/Non-Tobacco User	23	356.06	364.96
16322PA0040045	Rating Area 3	Tobacco User/Non-Tobacco User	24	356.06	364.96
16322PA0040045	Rating Area 3	Tobacco User/Non-Tobacco User	25	357.48	366.42
16322PA0040045	Rating Area 3	Tobacco User/Non-Tobacco User	26	364.61	373.72
16322PA0040045	Rating Area 3	Tobacco User/Non-Tobacco User	27	373.15	382.48
16322PA0040045	Rating Area 3	Tobacco User/Non-Tobacco User	28	387.04	396.71
16322PA0040045	Rating Area 3	Tobacco User/Non-Tobacco User	29	398.43	408.39
16322PA0040045	Rating Area 3	Tobacco User/Non-Tobacco User	30	404.13	414.23
16322PA0040045	Rating Area 3	Tobacco User/Non-Tobacco User	31	412.67	422.99
16322PA0040045	Rating Area 3	Tobacco User/Non-Tobacco User	32	421.22	431.75
16322PA0040045	Rating Area 3	Tobacco User/Non-Tobacco User	33	426.56	437.22
16322PA0040045	Rating Area 3	Tobacco User/Non-Tobacco User	34	432.26	443.06
16322PA0040045	Rating Area 3	Tobacco User/Non-Tobacco User	35	435.11	445.98
16322PA0040045	Rating Area 3	Tobacco User/Non-Tobacco User	36	437.95	448.90
16322PA0040045	Rating Area 3	Tobacco User/Non-Tobacco User	37	440.80	451.82
16322PA0040045	Rating Area 3	Tobacco User/Non-Tobacco User	38	443.65	454.74
16322PA0040045	Rating Area 3	Tobacco User/Non-Tobacco User	39	449.35	460.58
16322PA0040045	Rating Area 3	Tobacco User/Non-Tobacco User	40	455.04	466.42
16322PA0040045	Rating Area 3	Tobacco User/Non-Tobacco User	41	463.59	475.18
16322PA0040045	Rating Area 3	Tobacco User/Non-Tobacco User	42	471.78	483.57

16322PA0040045	Rating Area 3	Tobacco User/Non-Tobacco User	43	483.17	495.25
16322PA0040045	Rating Area 3	Tobacco User/Non-Tobacco User	44	497.42	509.85
16322PA0040045	Rating Area 3	Tobacco User/Non-Tobacco User	45	514.15	527.00
16322PA0040045	Rating Area 3	Tobacco User/Non-Tobacco User	46	534.09	547.44
16322PA0040045	Rating Area 3	Tobacco User/Non-Tobacco User	47	556.52	570.43
16322PA0040045	Rating Area 3	Tobacco User/Non-Tobacco User	48	582.16	596.71
16322PA0040045	Rating Area 3	Tobacco User/Non-Tobacco User	49	607.44	622.62
16322PA0040045	Rating Area 3	Tobacco User/Non-Tobacco User	50	635.92	651.82
16322PA0040045	Rating Area 3	Tobacco User/Non-Tobacco User	51	664.05	680.65
16322PA0040045	Rating Area 3	Tobacco User/Non-Tobacco User	52	695.03	712.40
16322PA0040045	Rating Area 3	Tobacco User/Non-Tobacco User	53	726.36	744.52
16322PA0040045	Rating Area 3	Tobacco User/Non-Tobacco User	54	760.19	779.19
16322PA0040045	Rating Area 3	Tobacco User/Non-Tobacco User	55	794.01	813.86
16322PA0040045	Rating Area 3	Tobacco User/Non-Tobacco User	56	830.69	851.46
16322PA0040045	Rating Area 3	Tobacco User/Non-Tobacco User	57	867.72	889.41
16322PA0040045	Rating Area 3	Tobacco User/Non-Tobacco User	58	907.24	929.92
16322PA0040045	Rating Area 3	Tobacco User/Non-Tobacco User	59	926.82	949.99
16322PA0040045	Rating Area 3	Tobacco User/Non-Tobacco User	60	966.35	990.51
16322PA0040045	Rating Area 3	Tobacco User/Non-Tobacco User	61	1000.53	1025.54
16322PA0040045	Rating Area 3	Tobacco User/Non-Tobacco User	62	1022.96	1048.53
16322PA0040045	Rating Area 3	Tobacco User/Non-Tobacco User	63	1051.09	1077.37
16322PA0040045	Rating Area 3	Tobacco User/Non-Tobacco User	64 and over	1068.18	1094.88
16322PA0040045	Rating Area 6	Tobacco User/Non-Tobacco User	0-14	290.73	290.73
16322PA0040045	Rating Area 6	Tobacco User/Non-Tobacco User	15	316.57	316.57
16322PA0040045	Rating Area 6	Tobacco User/Non-Tobacco User	16	326.45	326.45
16322PA0040045	Rating Area 6	Tobacco User/Non-Tobacco User	17	336.34	336.34
16322PA0040045	Rating Area 6	Tobacco User/Non-Tobacco User	18	346.98	355.65
16322PA0040045	Rating Area 6	Tobacco User/Non-Tobacco User	19	357.62	366.56
16322PA0040045	Rating Area 6	Tobacco User/Non-Tobacco User	20	368.64	377.85
16322PA0040045	Rating Area 6	Tobacco User/Non-Tobacco User	21	380.04	389.54
16322PA0040045	Rating Area 6	Tobacco User/Non-Tobacco User	22	380.04	389.54
16322PA0040045	Rating Area 6	Tobacco User/Non-Tobacco User	23	380.04	389.54
16322PA0040045	Rating Area 6	Tobacco User/Non-Tobacco User	24	380.04	389.54
16322PA0040045	Rating Area 6	Tobacco User/Non-Tobacco User	25	381.56	391.10
16322PA0040045	Rating Area 6	Tobacco User/Non-Tobacco User	26	389.16	398.89
16322PA0040045	Rating Area 6	Tobacco User/Non-Tobacco User	27	398.28	408.24
16322PA0040045	Rating Area 6	Tobacco User/Non-Tobacco User	28	413.10	423.43
16322PA0040045	Rating Area 6	Tobacco User/Non-Tobacco User	29	425.26	435.90
16322PA0040045	Rating Area 6	Tobacco User/Non-Tobacco User	30	431.35	442.13
16322PA0040045	Rating Area 6	Tobacco User/Non-Tobacco User	31	440.47	451.48
16322PA0040045	Rating Area 6	Tobacco User/Non-Tobacco User	32	449.59	460.83
16322PA0040045	Rating Area 6	Tobacco User/Non-Tobacco User	33	455.29	466.67
16322PA0040045	Rating Area 6	Tobacco User/Non-Tobacco User	34	461.37	472.90
16322PA0040045	Rating Area 6	Tobacco User/Non-Tobacco User	35	464.41	476.02
16322PA0040045	Rating Area 6	Tobacco User/Non-Tobacco User	36	467.45	479.14
16322PA0040045	Rating Area 6	Tobacco User/Non-Tobacco User	37	470.49	482.25
16322PA0040045	Rating Area 6	Tobacco User/Non-Tobacco User	38	473.53	485.37
16322PA0040045	Rating Area 6	Tobacco User/Non-Tobacco User	39	479.61	491.60
16322PA0040045	Rating Area 6	Tobacco User/Non-Tobacco User	40	485.69	497.83
16322PA0040045	Rating Area 6	Tobacco User/Non-Tobacco User	41	494.81	507.18
16322PA0040045	Rating Area 6	Tobacco User/Non-Tobacco User	42	503.55	516.14
16322PA0040045	Rating Area 6	Tobacco User/Non-Tobacco User	43	515.71	528.61
16322PA0040045	Rating Area 6	Tobacco User/Non-Tobacco User	44	530.92	544.19
16322PA0040045	Rating Area 6	Tobacco User/Non-Tobacco User	45	548.78	562.50
16322PA0040045	Rating Area 6	Tobacco User/Non-Tobacco User	46	570.06	584.31
16322PA0040045	Rating Area 6	Tobacco User/Non-Tobacco User	47	594.00	608.85
16322PA0040045	Rating Area 6	Tobacco User/Non-Tobacco User	48	621.37	636.90
16322PA0040045	Rating Area 6	Tobacco User/Non-Tobacco User	49	648.35	664.56
16322PA0040045	Rating Area 6	Tobacco User/Non-Tobacco User	50	678.75	695.72
16322PA0040045	Rating Area 6	Tobacco User/Non-Tobacco User	51	708.77	726.49
16322PA0040045	Rating Area 6	Tobacco User/Non-Tobacco User	52	741.84	760.38
16322PA0040045	Rating Area 6	Tobacco User/Non-Tobacco User	53	775.28	794.66
16322PA0040045	Rating Area 6	Tobacco User/Non-Tobacco User	54	811.39	831.67
16322PA0040045	Rating Area 6	Tobacco User/Non-Tobacco User	55	847.49	868.68
16322PA0040045	Rating Area 6	Tobacco User/Non-Tobacco User	56	886.63	908.80
16322PA0040045	Rating Area 6	Tobacco User/Non-Tobacco User	57	926.16	949.31
16322PA0040045	Rating Area 6	Tobacco User/Non-Tobacco User	58	968.34	992.55
16322PA0040045	Rating Area 6	Tobacco User/Non-Tobacco User	59	989.24	1013.98
16322PA0040045	Rating Area 6	Tobacco User/Non-Tobacco User	60	1031.43	1057.21
16322PA0040045	Rating Area 6	Tobacco User/Non-Tobacco User	61	1067.91	1094.61
16322PA0040045	Rating Area 6	Tobacco User/Non-Tobacco User	62	1091.85	1119.15
16322PA0040045	Rating Area 6	Tobacco User/Non-Tobacco User	63	1121.88	1149.93
16322PA0040045	Rating Area 6	Tobacco User/Non-Tobacco User	64 and over	1140.12	1168.62
16322PA0040045	Rating Area 7	Tobacco User/Non-Tobacco User	0-14	294.84	294.84
16322PA0040045	Rating Area 7	Tobacco User/Non-Tobacco User	15	321.05	321.05
16322PA0040045	Rating Area 7	Tobacco User/Non-Tobacco User	16	331.07	331.07
16322PA0040045	Rating Area 7	Tobacco User/Non-Tobacco User	17	341.09	341.09
16322PA0040045	Rating Area 7	Tobacco User/Non-Tobacco User	18	351.88	360.68
16322PA0040045	Rating Area 7	Tobacco User/Non-Tobacco User	19	362.67	371.74
16322PA0040045	Rating Area 7	Tobacco User/Non-Tobacco User	20	373.85	383.19
16322PA0040045	Rating Area 7	Tobacco User/Non-Tobacco User	21	385.41	395.05
16322PA0040045	Rating Area 7	Tobacco User/Non-Tobacco User	22	385.41	395.05
16322PA0040045	Rating Area 7	Tobacco User/Non-Tobacco User	23	385.41	395.05
16322PA0040045	Rating Area 7	Tobacco User/Non-Tobacco User	24	385.41	395.05
16322PA0040045	Rating Area 7	Tobacco User/Non-Tobacco User	25	386.95	396.63
16322PA0040045	Rating Area 7	Tobacco User/Non-Tobacco User	26	394.66	404.53
16322PA0040045	Rating Area 7	Tobacco User/Non-Tobacco User	27	403.91	414.01
16322PA0040045	Rating Area 7	Tobacco User/Non-Tobacco User	28	418.94	429.41
16322PA0040045	Rating Area 7	Tobacco User/Non-Tobacco User	29	431.27	442.06
16322PA0040045	Rating Area 7	Tobacco User/Non-Tobacco User	30	437.44	448.38
16322PA0040045	Rating Area 7	Tobacco User/Non-Tobacco User	31	446.69	457.86
16322PA0040045	Rating Area 7	Tobacco User/Non-Tobacco User	32	455.94	467.34
16322PA0040045	Rating Area 7	Tobacco User/Non-Tobacco User	33	461.72	473.26
16322PA0040045	Rating Area 7	Tobacco User/Non-Tobacco User	34	467.89	479.58
16322PA0040045	Rating Area 7	Tobacco User/Non-Tobacco User	35	470.97	482.75
16322PA0040045	Rating Area 7	Tobacco User/Non-Tobacco User	36	474.05	485.91
16322PA0040045	Rating Area 7	Tobacco User/Non-Tobacco User	37	477.14	489.07
16322PA0040045	Rating Area 7	Tobacco User/Non-Tobacco User	38	480.22	492.23
16322PA0040045	Rating Area 7	Tobacco User/Non-Tobacco User	39	486.39	498.55
16322PA0040045	Rating Area 7	Tobacco User/Non-Tobacco User	40	492.55	504.87
16322PA0040045	Rating Area 7	Tobacco User/Non-Tobacco User	41	501.80	514.35
16322PA0040045	Rating Area 7	Tobacco User/Non-Tobacco User	42	510.67	523.43
16322PA0040045	Rating Area 7	Tobacco User/Non-Tobacco User	43	523.00	536.08
16322PA0040045	Rating Area 7	Tobacco User/Non-Tobacco User	44	538.42	551.88
16322PA0040045	Rating Area 7	Tobacco User/Non-Tobacco User	45	556.53	570.45

16322PA0040045	Rating Area 7	Tobacco User/Non-Tobacco User	46	578.12	592.57
16322PA0040045	Rating Area 7	Tobacco User/Non-Tobacco User	47	602.40	617.46
16322PA0040045	Rating Area 7	Tobacco User/Non-Tobacco User	48	630.15	645.90
16322PA0040045	Rating Area 7	Tobacco User/Non-Tobacco User	49	657.51	673.95
16322PA0040045	Rating Area 7	Tobacco User/Non-Tobacco User	50	688.34	705.55
16322PA0040045	Rating Area 7	Tobacco User/Non-Tobacco User	51	718.79	736.76
16322PA0040045	Rating Area 7	Tobacco User/Non-Tobacco User	52	752.32	771.13
16322PA0040045	Rating Area 7	Tobacco User/Non-Tobacco User	53	786.24	805.89
16322PA0040045	Rating Area 7	Tobacco User/Non-Tobacco User	54	822.85	843.42
16322PA0040045	Rating Area 7	Tobacco User/Non-Tobacco User	55	859.46	880.95
16322PA0040045	Rating Area 7	Tobacco User/Non-Tobacco User	56	899.16	921.64
16322PA0040045	Rating Area 7	Tobacco User/Non-Tobacco User	57	939.24	962.73
16322PA0040045	Rating Area 7	Tobacco User/Non-Tobacco User	58	982.02	1006.58
16322PA0040045	Rating Area 7	Tobacco User/Non-Tobacco User	59	1003.22	1028.30
16322PA0040045	Rating Area 7	Tobacco User/Non-Tobacco User	60	1046.00	1072.15
16322PA0040045	Rating Area 7	Tobacco User/Non-Tobacco User	61	1083.00	1110.08
16322PA0040045	Rating Area 7	Tobacco User/Non-Tobacco User	62	1107.28	1134.97
16322PA0040045	Rating Area 7	Tobacco User/Non-Tobacco User	63	1137.73	1166.17
16322PA0040045	Rating Area 7	Tobacco User/Non-Tobacco User	64 and over	1156.23	1185.14
16322PA0040046	Rating Area 3	Tobacco User/Non-Tobacco User	0-14	355.58	355.58
16322PA0040046	Rating Area 3	Tobacco User/Non-Tobacco User	15	387.19	387.19
16322PA0040046	Rating Area 3	Tobacco User/Non-Tobacco User	16	399.27	399.27
16322PA0040046	Rating Area 3	Tobacco User/Non-Tobacco User	17	411.36	411.36
16322PA0040046	Rating Area 3	Tobacco User/Non-Tobacco User	18	424.37	434.98
16322PA0040046	Rating Area 3	Tobacco User/Non-Tobacco User	19	437.39	448.32
16322PA0040046	Rating Area 3	Tobacco User/Non-Tobacco User	20	450.87	462.14
16322PA0040046	Rating Area 3	Tobacco User/Non-Tobacco User	21	464.81	476.43
16322PA0040046	Rating Area 3	Tobacco User/Non-Tobacco User	22	464.81	476.43
16322PA0040046	Rating Area 3	Tobacco User/Non-Tobacco User	23	464.81	476.43
16322PA0040046	Rating Area 3	Tobacco User/Non-Tobacco User	24	464.81	476.43
16322PA0040046	Rating Area 3	Tobacco User/Non-Tobacco User	25	466.67	478.34
16322PA0040046	Rating Area 3	Tobacco User/Non-Tobacco User	26	475.97	487.86
16322PA0040046	Rating Area 3	Tobacco User/Non-Tobacco User	27	487.12	499.30
16322PA0040046	Rating Area 3	Tobacco User/Non-Tobacco User	28	505.25	517.88
16322PA0040046	Rating Area 3	Tobacco User/Non-Tobacco User	29	520.12	533.13
16322PA0040046	Rating Area 3	Tobacco User/Non-Tobacco User	30	527.56	540.75
16322PA0040046	Rating Area 3	Tobacco User/Non-Tobacco User	31	538.71	552.18
16322PA0040046	Rating Area 3	Tobacco User/Non-Tobacco User	32	549.87	563.62
16322PA0040046	Rating Area 3	Tobacco User/Non-Tobacco User	33	556.84	570.76
16322PA0040046	Rating Area 3	Tobacco User/Non-Tobacco User	34	564.28	578.39
16322PA0040046	Rating Area 3	Tobacco User/Non-Tobacco User	35	568.00	582.20
16322PA0040046	Rating Area 3	Tobacco User/Non-Tobacco User	36	571.72	586.01
16322PA0040046	Rating Area 3	Tobacco User/Non-Tobacco User	37	575.43	589.82
16322PA0040046	Rating Area 3	Tobacco User/Non-Tobacco User	38	579.15	593.63
16322PA0040046	Rating Area 3	Tobacco User/Non-Tobacco User	39	586.59	601.25
16322PA0040046	Rating Area 3	Tobacco User/Non-Tobacco User	40	594.03	608.88
16322PA0040046	Rating Area 3	Tobacco User/Non-Tobacco User	41	605.18	620.31
16322PA0040046	Rating Area 3	Tobacco User/Non-Tobacco User	42	615.87	631.27
16322PA0040046	Rating Area 3	Tobacco User/Non-Tobacco User	43	630.75	646.52
16322PA0040046	Rating Area 3	Tobacco User/Non-Tobacco User	44	649.34	665.57
16322PA0040046	Rating Area 3	Tobacco User/Non-Tobacco User	45	671.19	687.97
16322PA0040046	Rating Area 3	Tobacco User/Non-Tobacco User	46	697.22	714.65
16322PA0040046	Rating Area 3	Tobacco User/Non-Tobacco User	47	726.50	744.66
16322PA0040046	Rating Area 3	Tobacco User/Non-Tobacco User	48	759.96	778.96
16322PA0040046	Rating Area 3	Tobacco User/Non-Tobacco User	49	792.97	812.79
16322PA0040046	Rating Area 3	Tobacco User/Non-Tobacco User	50	830.15	850.90
16322PA0040046	Rating Area 3	Tobacco User/Non-Tobacco User	51	866.87	888.54
16322PA0040046	Rating Area 3	Tobacco User/Non-Tobacco User	52	907.31	929.99
16322PA0040046	Rating Area 3	Tobacco User/Non-Tobacco User	53	948.21	971.92
16322PA0040046	Rating Area 3	Tobacco User/Non-Tobacco User	54	992.37	1017.18
16322PA0040046	Rating Area 3	Tobacco User/Non-Tobacco User	55	1036.53	1062.44
16322PA0040046	Rating Area 3	Tobacco User/Non-Tobacco User	56	1084.40	1111.51
16322PA0040046	Rating Area 3	Tobacco User/Non-Tobacco User	57	1132.74	1161.06
16322PA0040046	Rating Area 3	Tobacco User/Non-Tobacco User	58	1184.34	1213.94
16322PA0040046	Rating Area 3	Tobacco User/Non-Tobacco User	59	1209.90	1240.15
16322PA0040046	Rating Area 3	Tobacco User/Non-Tobacco User	60	1261.49	1293.03
16322PA0040046	Rating Area 3	Tobacco User/Non-Tobacco User	61	1306.12	1338.77
16322PA0040046	Rating Area 3	Tobacco User/Non-Tobacco User	62	1335.40	1368.78
16322PA0040046	Rating Area 3	Tobacco User/Non-Tobacco User	63	1372.12	1406.42
16322PA0040046	Rating Area 3	Tobacco User/Non-Tobacco User	64 and over	1394.43	1429.29
16322PA0040046	Rating Area 6	Tobacco User/Non-Tobacco User	0-14	379.52	379.52
16322PA0040046	Rating Area 6	Tobacco User/Non-Tobacco User	15	413.25	413.25
16322PA0040046	Rating Area 6	Tobacco User/Non-Tobacco User	16	426.15	426.15
16322PA0040046	Rating Area 6	Tobacco User/Non-Tobacco User	17	439.05	439.05
16322PA0040046	Rating Area 6	Tobacco User/Non-Tobacco User	18	452.94	464.26
16322PA0040046	Rating Area 6	Tobacco User/Non-Tobacco User	19	466.83	478.50
16322PA0040046	Rating Area 6	Tobacco User/Non-Tobacco User	20	481.22	493.25
16322PA0040046	Rating Area 6	Tobacco User/Non-Tobacco User	21	496.10	508.50
16322PA0040046	Rating Area 6	Tobacco User/Non-Tobacco User	22	496.10	508.50
16322PA0040046	Rating Area 6	Tobacco User/Non-Tobacco User	23	496.10	508.50
16322PA0040046	Rating Area 6	Tobacco User/Non-Tobacco User	24	496.10	508.50
16322PA0040046	Rating Area 6	Tobacco User/Non-Tobacco User	25	498.08	510.54
16322PA0040046	Rating Area 6	Tobacco User/Non-Tobacco User	26	508.01	520.71
16322PA0040046	Rating Area 6	Tobacco User/Non-Tobacco User	27	519.91	532.91
16322PA0040046	Rating Area 6	Tobacco User/Non-Tobacco User	28	539.26	552.74
16322PA0040046	Rating Area 6	Tobacco User/Non-Tobacco User	29	555.14	569.01
16322PA0040046	Rating Area 6	Tobacco User/Non-Tobacco User	30	563.07	577.15
16322PA0040046	Rating Area 6	Tobacco User/Non-Tobacco User	31	574.98	589.35
16322PA0040046	Rating Area 6	Tobacco User/Non-Tobacco User	32	586.89	601.56
16322PA0040046	Rating Area 6	Tobacco User/Non-Tobacco User	33	594.33	609.19
16322PA0040046	Rating Area 6	Tobacco User/Non-Tobacco User	34	602.27	617.32
16322PA0040046	Rating Area 6	Tobacco User/Non-Tobacco User	35	606.23	621.39
16322PA0040046	Rating Area 6	Tobacco User/Non-Tobacco User	36	610.20	625.46
16322PA0040046	Rating Area 6	Tobacco User/Non-Tobacco User	37	614.17	629.53
16322PA0040046	Rating Area 6	Tobacco User/Non-Tobacco User	38	618.14	633.59
16322PA0040046	Rating Area 6	Tobacco User/Non-Tobacco User	39	626.08	641.73
16322PA0040046	Rating Area 6	Tobacco User/Non-Tobacco User	40	634.02	649.87
16322PA0040046	Rating Area 6	Tobacco User/Non-Tobacco User	41	645.92	662.07
16322PA0040046	Rating Area 6	Tobacco User/Non-Tobacco User	42	657.33	673.77
16322PA0040046	Rating Area 6	Tobacco User/Non-Tobacco User	43	673.21	690.04
16322PA0040046	Rating Area 6	Tobacco User/Non-Tobacco User	44	693.05	710.38
16322PA0040046	Rating Area 6	Tobacco User/Non-Tobacco User	45	716.37	734.28
16322PA0040046	Rating Area 6	Tobacco User/Non-Tobacco User	46	744.15	762.75
16322PA0040046	Rating Area 6	Tobacco User/Non-Tobacco User	47	775.40	794.79
16322PA0040046	Rating Area 6	Tobacco User/Non-Tobacco User	48	811.12	831.40

16322PA0040046	Rating Area 6	Tobacco User/Non-Tobacco User	49	846.35	867.51
16322PA0040046	Rating Area 6	Tobacco User/Non-Tobacco User	50	886.03	908.19
16322PA0040046	Rating Area 6	Tobacco User/Non-Tobacco User	51	925.23	948.36
16322PA0040046	Rating Area 6	Tobacco User/Non-Tobacco User	52	968.39	992.60
16322PA0040046	Rating Area 6	Tobacco User/Non-Tobacco User	53	1012.04	1037.35
16322PA0040046	Rating Area 6	Tobacco User/Non-Tobacco User	54	1059.17	1085.65
16322PA0040046	Rating Area 6	Tobacco User/Non-Tobacco User	55	1106.30	1133.96
16322PA0040046	Rating Area 6	Tobacco User/Non-Tobacco User	56	1157.40	1186.34
16322PA0040046	Rating Area 6	Tobacco User/Non-Tobacco User	57	1209.00	1239.22
16322PA0040046	Rating Area 6	Tobacco User/Non-Tobacco User	58	1264.06	1295.66
16322PA0040046	Rating Area 6	Tobacco User/Non-Tobacco User	59	1291.35	1323.63
16322PA0040046	Rating Area 6	Tobacco User/Non-Tobacco User	60	1346.42	1380.08
16322PA0040046	Rating Area 6	Tobacco User/Non-Tobacco User	61	1394.04	1428.89
16322PA0040046	Rating Area 6	Tobacco User/Non-Tobacco User	62	1425.30	1460.93
16322PA0040046	Rating Area 6	Tobacco User/Non-Tobacco User	63	1464.49	1501.10
16322PA0040046	Rating Area 6	Tobacco User/Non-Tobacco User	64 and over	1488.30	1525.51
16322PA0040046	Rating Area 7	Tobacco User/Non-Tobacco User	0-14	384.88	384.88
16322PA0040046	Rating Area 7	Tobacco User/Non-Tobacco User	15	419.09	419.09
16322PA0040046	Rating Area 7	Tobacco User/Non-Tobacco User	16	432.17	432.17
16322PA0040046	Rating Area 7	Tobacco User/Non-Tobacco User	17	445.25	445.25
16322PA0040046	Rating Area 7	Tobacco User/Non-Tobacco User	18	459.34	470.82
16322PA0040046	Rating Area 7	Tobacco User/Non-Tobacco User	19	473.43	485.26
16322PA0040046	Rating Area 7	Tobacco User/Non-Tobacco User	20	488.02	500.22
16322PA0040046	Rating Area 7	Tobacco User/Non-Tobacco User	21	503.11	515.69
16322PA0040046	Rating Area 7	Tobacco User/Non-Tobacco User	22	503.11	515.69
16322PA0040046	Rating Area 7	Tobacco User/Non-Tobacco User	23	503.11	515.69
16322PA0040046	Rating Area 7	Tobacco User/Non-Tobacco User	24	503.11	515.69
16322PA0040046	Rating Area 7	Tobacco User/Non-Tobacco User	25	505.12	517.75
16322PA0040046	Rating Area 7	Tobacco User/Non-Tobacco User	26	515.18	528.06
16322PA0040046	Rating Area 7	Tobacco User/Non-Tobacco User	27	527.26	540.44
16322PA0040046	Rating Area 7	Tobacco User/Non-Tobacco User	28	546.88	560.55
16322PA0040046	Rating Area 7	Tobacco User/Non-Tobacco User	29	562.98	577.05
16322PA0040046	Rating Area 7	Tobacco User/Non-Tobacco User	30	571.03	585.31
16322PA0040046	Rating Area 7	Tobacco User/Non-Tobacco User	31	583.10	597.68
16322PA0040046	Rating Area 7	Tobacco User/Non-Tobacco User	32	595.18	610.06
16322PA0040046	Rating Area 7	Tobacco User/Non-Tobacco User	33	602.73	617.79
16322PA0040046	Rating Area 7	Tobacco User/Non-Tobacco User	34	610.78	626.04
16322PA0040046	Rating Area 7	Tobacco User/Non-Tobacco User	35	614.80	630.17
16322PA0040046	Rating Area 7	Tobacco User/Non-Tobacco User	36	618.83	634.30
16322PA0040046	Rating Area 7	Tobacco User/Non-Tobacco User	37	622.85	638.42
16322PA0040046	Rating Area 7	Tobacco User/Non-Tobacco User	38	626.88	642.55
16322PA0040046	Rating Area 7	Tobacco User/Non-Tobacco User	39	634.92	650.80
16322PA0040046	Rating Area 7	Tobacco User/Non-Tobacco User	40	642.97	659.05
16322PA0040046	Rating Area 7	Tobacco User/Non-Tobacco User	41	655.05	671.43
16322PA0040046	Rating Area 7	Tobacco User/Non-Tobacco User	42	666.62	683.29
16322PA0040046	Rating Area 7	Tobacco User/Non-Tobacco User	43	682.72	699.79
16322PA0040046	Rating Area 7	Tobacco User/Non-Tobacco User	44	702.84	720.42
16322PA0040046	Rating Area 7	Tobacco User/Non-Tobacco User	45	726.49	744.65
16322PA0040046	Rating Area 7	Tobacco User/Non-Tobacco User	46	754.67	773.53
16322PA0040046	Rating Area 7	Tobacco User/Non-Tobacco User	47	786.36	806.02
16322PA0040046	Rating Area 7	Tobacco User/Non-Tobacco User	48	822.58	843.15
16322PA0040046	Rating Area 7	Tobacco User/Non-Tobacco User	49	858.31	879.76
16322PA0040046	Rating Area 7	Tobacco User/Non-Tobacco User	50	898.55	921.02
16322PA0040046	Rating Area 7	Tobacco User/Non-Tobacco User	51	938.30	961.76
16322PA0040046	Rating Area 7	Tobacco User/Non-Tobacco User	52	982.07	1006.62
16322PA0040046	Rating Area 7	Tobacco User/Non-Tobacco User	53	1026.34	1052.00
16322PA0040046	Rating Area 7	Tobacco User/Non-Tobacco User	54	1074.14	1100.99
16322PA0040046	Rating Area 7	Tobacco User/Non-Tobacco User	55	1121.94	1149.98
16322PA0040046	Rating Area 7	Tobacco User/Non-Tobacco User	56	1173.76	1203.10
16322PA0040046	Rating Area 7	Tobacco User/Non-Tobacco User	57	1226.08	1256.73
16322PA0040046	Rating Area 7	Tobacco User/Non-Tobacco User	58	1281.92	1313.97
16322PA0040046	Rating Area 7	Tobacco User/Non-Tobacco User	59	1309.60	1342.34
16322PA0040046	Rating Area 7	Tobacco User/Non-Tobacco User	60	1365.44	1399.58
16322PA0040046	Rating Area 7	Tobacco User/Non-Tobacco User	61	1413.74	1449.08
16322PA0040046	Rating Area 7	Tobacco User/Non-Tobacco User	62	1445.44	1481.57
16322PA0040046	Rating Area 7	Tobacco User/Non-Tobacco User	63	1485.18	1522.31
16322PA0040046	Rating Area 7	Tobacco User/Non-Tobacco User	64 and over	1509.33	1547.06
16322PA0050029	Rating Area 4	Tobacco User/Non-Tobacco User	0-14	210.74	210.74
16322PA0050029	Rating Area 4	Tobacco User/Non-Tobacco User	15	229.47	229.47
16322PA0050029	Rating Area 4	Tobacco User/Non-Tobacco User	16	236.64	236.64
16322PA0050029	Rating Area 4	Tobacco User/Non-Tobacco User	17	243.80	243.80
16322PA0050029	Rating Area 4	Tobacco User/Non-Tobacco User	18	251.51	257.80
16322PA0050029	Rating Area 4	Tobacco User/Non-Tobacco User	19	259.23	265.71
16322PA0050029	Rating Area 4	Tobacco User/Non-Tobacco User	20	267.22	273.90
16322PA0050029	Rating Area 4	Tobacco User/Non-Tobacco User	21	275.48	282.37
16322PA0050029	Rating Area 4	Tobacco User/Non-Tobacco User	22	275.48	282.37
16322PA0050029	Rating Area 4	Tobacco User/Non-Tobacco User	23	275.48	282.37
16322PA0050029	Rating Area 4	Tobacco User/Non-Tobacco User	24	275.48	282.37
16322PA0050029	Rating Area 4	Tobacco User/Non-Tobacco User	25	276.58	283.50
16322PA0050029	Rating Area 4	Tobacco User/Non-Tobacco User	26	282.09	289.14
16322PA0050029	Rating Area 4	Tobacco User/Non-Tobacco User	27	288.70	295.92
16322PA0050029	Rating Area 4	Tobacco User/Non-Tobacco User	28	299.45	306.93
16322PA0050029	Rating Area 4	Tobacco User/Non-Tobacco User	29	308.26	315.97
16322PA0050029	Rating Area 4	Tobacco User/Non-Tobacco User	30	312.67	320.49
16322PA0050029	Rating Area 4	Tobacco User/Non-Tobacco User	31	319.28	327.26
16322PA0050029	Rating Area 4	Tobacco User/Non-Tobacco User	32	325.89	334.04
16322PA0050029	Rating Area 4	Tobacco User/Non-Tobacco User	33	330.03	338.28
16322PA0050029	Rating Area 4	Tobacco User/Non-Tobacco User	34	334.43	342.79
16322PA0050029	Rating Area 4	Tobacco User/Non-Tobacco User	35	336.64	345.05
16322PA0050029	Rating Area 4	Tobacco User/Non-Tobacco User	36	338.84	347.31
16322PA0050029	Rating Area 4	Tobacco User/Non-Tobacco User	37	341.04	349.57
16322PA0050029	Rating Area 4	Tobacco User/Non-Tobacco User	38	343.25	351.83
16322PA0050029	Rating Area 4	Tobacco User/Non-Tobacco User	39	347.66	356.35
16322PA0050029	Rating Area 4	Tobacco User/Non-Tobacco User	40	352.06	360.87
16322PA0050029	Rating Area 4	Tobacco User/Non-Tobacco User	41	358.67	367.64
16322PA0050029	Rating Area 4	Tobacco User/Non-Tobacco User	42	365.01	374.14
16322PA0050029	Rating Area 4	Tobacco User/Non-Tobacco User	43	373.83	383.17
16322PA0050029	Rating Area 4	Tobacco User/Non-Tobacco User	44	384.85	394.47
16322PA0050029	Rating Area 4	Tobacco User/Non-Tobacco User	45	397.79	407.74
16322PA0050029	Rating Area 4	Tobacco User/Non-Tobacco User	46	413.22	423.55
16322PA0050029	Rating Area 4	Tobacco User/Non-Tobacco User	47	430.58	441.34
16322PA0050029	Rating Area 4	Tobacco User/Non-Tobacco User	48	450.41	461.67
16322PA0050029	Rating Area 4	Tobacco User/Non-Tobacco User	49	469.97	481.72
16322PA0050029	Rating Area 4	Tobacco User/Non-Tobacco User	50	492.01	504.31
16322PA0050029	Rating Area 4	Tobacco User/Non-Tobacco User	51	513.77	526.61

16322PA0050029	Rating Area 4	Tobacco User/Non-Tobacco User	52	537.74	551.18
16322PA0050029	Rating Area 4	Tobacco User/Non-Tobacco User	53	561.98	576.03
16322PA0050029	Rating Area 4	Tobacco User/Non-Tobacco User	54	588.15	602.85
16322PA0050029	Rating Area 4	Tobacco User/Non-Tobacco User	55	614.32	629.68
16322PA0050029	Rating Area 4	Tobacco User/Non-Tobacco User	56	642.69	658.76
16322PA0050029	Rating Area 4	Tobacco User/Non-Tobacco User	57	671.34	688.13
16322PA0050029	Rating Area 4	Tobacco User/Non-Tobacco User	58	701.92	719.47
16322PA0050029	Rating Area 4	Tobacco User/Non-Tobacco User	59	717.07	735.00
16322PA0050029	Rating Area 4	Tobacco User/Non-Tobacco User	60	747.65	766.34
16322PA0050029	Rating Area 4	Tobacco User/Non-Tobacco User	61	774.10	793.45
16322PA0050029	Rating Area 4	Tobacco User/Non-Tobacco User	62	791.45	811.24
16322PA0050029	Rating Area 4	Tobacco User/Non-Tobacco User	63	813.22	833.55
16322PA0050029	Rating Area 4	Tobacco User/Non-Tobacco User	64 and over	826.44	847.10
16322PA0050030	Rating Area 4	Tobacco User/Non-Tobacco User	0-14	210.86	210.86
16322PA0050030	Rating Area 4	Tobacco User/Non-Tobacco User	15	229.61	229.61
16322PA0050030	Rating Area 4	Tobacco User/Non-Tobacco User	16	236.77	236.77
16322PA0050030	Rating Area 4	Tobacco User/Non-Tobacco User	17	243.94	243.94
16322PA0050030	Rating Area 4	Tobacco User/Non-Tobacco User	18	251.66	257.95
16322PA0050030	Rating Area 4	Tobacco User/Non-Tobacco User	19	259.38	265.86
16322PA0050030	Rating Area 4	Tobacco User/Non-Tobacco User	20	267.37	274.06
16322PA0050030	Rating Area 4	Tobacco User/Non-Tobacco User	21	275.64	282.53
16322PA0050030	Rating Area 4	Tobacco User/Non-Tobacco User	22	275.64	282.53
16322PA0050030	Rating Area 4	Tobacco User/Non-Tobacco User	23	275.64	282.53
16322PA0050030	Rating Area 4	Tobacco User/Non-Tobacco User	24	275.64	282.53
16322PA0050030	Rating Area 4	Tobacco User/Non-Tobacco User	25	276.74	283.66
16322PA0050030	Rating Area 4	Tobacco User/Non-Tobacco User	26	282.26	289.31
16322PA0050030	Rating Area 4	Tobacco User/Non-Tobacco User	27	288.87	296.09
16322PA0050030	Rating Area 4	Tobacco User/Non-Tobacco User	28	299.62	307.11
16322PA0050030	Rating Area 4	Tobacco User/Non-Tobacco User	29	308.44	316.15
16322PA0050030	Rating Area 4	Tobacco User/Non-Tobacco User	30	312.85	320.67
16322PA0050030	Rating Area 4	Tobacco User/Non-Tobacco User	31	319.47	327.45
16322PA0050030	Rating Area 4	Tobacco User/Non-Tobacco User	32	326.08	334.23
16322PA0050030	Rating Area 4	Tobacco User/Non-Tobacco User	33	330.22	338.47
16322PA0050030	Rating Area 4	Tobacco User/Non-Tobacco User	34	334.63	342.99
16322PA0050030	Rating Area 4	Tobacco User/Non-Tobacco User	35	336.83	345.25
16322PA0050030	Rating Area 4	Tobacco User/Non-Tobacco User	36	339.04	347.51
16322PA0050030	Rating Area 4	Tobacco User/Non-Tobacco User	37	341.24	349.77
16322PA0050030	Rating Area 4	Tobacco User/Non-Tobacco User	38	343.45	352.03
16322PA0050030	Rating Area 4	Tobacco User/Non-Tobacco User	39	347.86	356.55
16322PA0050030	Rating Area 4	Tobacco User/Non-Tobacco User	40	352.27	361.07
16322PA0050030	Rating Area 4	Tobacco User/Non-Tobacco User	41	358.88	367.86
16322PA0050030	Rating Area 4	Tobacco User/Non-Tobacco User	42	365.22	374.35
16322PA0050030	Rating Area 4	Tobacco User/Non-Tobacco User	43	374.04	383.39
16322PA0050030	Rating Area 4	Tobacco User/Non-Tobacco User	44	385.07	394.70
16322PA0050030	Rating Area 4	Tobacco User/Non-Tobacco User	45	398.02	407.97
16322PA0050030	Rating Area 4	Tobacco User/Non-Tobacco User	46	413.46	423.80
16322PA0050030	Rating Area 4	Tobacco User/Non-Tobacco User	47	430.83	441.60
16322PA0050030	Rating Area 4	Tobacco User/Non-Tobacco User	48	450.67	461.94
16322PA0050030	Rating Area 4	Tobacco User/Non-Tobacco User	49	470.24	482.00
16322PA0050030	Rating Area 4	Tobacco User/Non-Tobacco User	50	492.29	504.60
16322PA0050030	Rating Area 4	Tobacco User/Non-Tobacco User	51	514.07	526.92
16322PA0050030	Rating Area 4	Tobacco User/Non-Tobacco User	52	538.05	551.50
16322PA0050030	Rating Area 4	Tobacco User/Non-Tobacco User	53	562.31	576.36
16322PA0050030	Rating Area 4	Tobacco User/Non-Tobacco User	54	588.49	603.20
16322PA0050030	Rating Area 4	Tobacco User/Non-Tobacco User	55	614.68	630.04
16322PA0050030	Rating Area 4	Tobacco User/Non-Tobacco User	56	643.07	659.14
16322PA0050030	Rating Area 4	Tobacco User/Non-Tobacco User	57	671.73	688.53
16322PA0050030	Rating Area 4	Tobacco User/Non-Tobacco User	58	702.33	719.89
16322PA0050030	Rating Area 4	Tobacco User/Non-Tobacco User	59	717.49	735.43
16322PA0050030	Rating Area 4	Tobacco User/Non-Tobacco User	60	748.09	766.79
16322PA0050030	Rating Area 4	Tobacco User/Non-Tobacco User	61	774.55	793.91
16322PA0050030	Rating Area 4	Tobacco User/Non-Tobacco User	62	791.91	811.71
16322PA0050030	Rating Area 4	Tobacco User/Non-Tobacco User	63	813.69	834.03
16322PA0050030	Rating Area 4	Tobacco User/Non-Tobacco User	64 and over	826.92	847.59
16322PA0050031	Rating Area 4	Tobacco User/Non-Tobacco User	0-14	207.40	207.40
16322PA0050031	Rating Area 4	Tobacco User/Non-Tobacco User	15	225.83	225.83
16322PA0050031	Rating Area 4	Tobacco User/Non-Tobacco User	16	232.88	232.88
16322PA0050031	Rating Area 4	Tobacco User/Non-Tobacco User	17	239.93	239.93
16322PA0050031	Rating Area 4	Tobacco User/Non-Tobacco User	18	247.52	253.71
16322PA0050031	Rating Area 4	Tobacco User/Non-Tobacco User	19	255.11	261.49
16322PA0050031	Rating Area 4	Tobacco User/Non-Tobacco User	20	262.98	269.55
16322PA0050031	Rating Area 4	Tobacco User/Non-Tobacco User	21	271.11	277.89
16322PA0050031	Rating Area 4	Tobacco User/Non-Tobacco User	22	271.11	277.89
16322PA0050031	Rating Area 4	Tobacco User/Non-Tobacco User	23	271.11	277.89
16322PA0050031	Rating Area 4	Tobacco User/Non-Tobacco User	24	271.11	277.89
16322PA0050031	Rating Area 4	Tobacco User/Non-Tobacco User	25	272.19	279.00
16322PA0050031	Rating Area 4	Tobacco User/Non-Tobacco User	26	277.62	284.56
16322PA0050031	Rating Area 4	Tobacco User/Non-Tobacco User	27	284.12	291.23
16322PA0050031	Rating Area 4	Tobacco User/Non-Tobacco User	28	294.70	302.06
16322PA0050031	Rating Area 4	Tobacco User/Non-Tobacco User	29	303.37	310.96
16322PA0050031	Rating Area 4	Tobacco User/Non-Tobacco User	30	307.71	315.40
16322PA0050031	Rating Area 4	Tobacco User/Non-Tobacco User	31	314.22	322.07
16322PA0050031	Rating Area 4	Tobacco User/Non-Tobacco User	32	320.72	328.74
16322PA0050031	Rating Area 4	Tobacco User/Non-Tobacco User	33	324.79	332.91
16322PA0050031	Rating Area 4	Tobacco User/Non-Tobacco User	34	329.13	337.36
16322PA0050031	Rating Area 4	Tobacco User/Non-Tobacco User	35	331.30	339.58
16322PA0050031	Rating Area 4	Tobacco User/Non-Tobacco User	36	333.47	341.80
16322PA0050031	Rating Area 4	Tobacco User/Non-Tobacco User	37	335.63	344.03
16322PA0050031	Rating Area 4	Tobacco User/Non-Tobacco User	38	337.80	346.25
16322PA0050031	Rating Area 4	Tobacco User/Non-Tobacco User	39	342.14	350.69
16322PA0050031	Rating Area 4	Tobacco User/Non-Tobacco User	40	346.48	355.14
16322PA0050031	Rating Area 4	Tobacco User/Non-Tobacco User	41	352.99	361.81
16322PA0050031	Rating Area 4	Tobacco User/Non-Tobacco User	42	359.22	368.20
16322PA0050031	Rating Area 4	Tobacco User/Non-Tobacco User	43	367.90	377.09
16322PA0050031	Rating Area 4	Tobacco User/Non-Tobacco User	44	378.74	388.21
16322PA0050031	Rating Area 4	Tobacco User/Non-Tobacco User	45	391.48	401.27
16322PA0050031	Rating Area 4	Tobacco User/Non-Tobacco User	46	406.67	416.83
16322PA0050031	Rating Area 4	Tobacco User/Non-Tobacco User	47	423.74	434.34
16322PA0050031	Rating Area 4	Tobacco User/Non-Tobacco User	48	443.26	454.35
16322PA0050031	Rating Area 4	Tobacco User/Non-Tobacco User	49	462.51	474.08
16322PA0050031	Rating Area 4	Tobacco User/Non-Tobacco User	50	484.20	496.31
16322PA0050031	Rating Area 4	Tobacco User/Non-Tobacco User	51	505.62	518.26
16322PA0050031	Rating Area 4	Tobacco User/Non-Tobacco User	52	529.21	542.44
16322PA0050031	Rating Area 4	Tobacco User/Non-Tobacco User	53	553.06	566.89
16322PA0050031	Rating Area 4	Tobacco User/Non-Tobacco User	54	578.82	593.29

16322PA0050031	Rating Area 4	Tobacco User/Non-Tobacco User	55	604.58	619.69
16322PA0050031	Rating Area 4	Tobacco User/Non-Tobacco User	56	632.50	648.31
16322PA0050031	Rating Area 4	Tobacco User/Non-Tobacco User	57	660.70	677.21
16322PA0050031	Rating Area 4	Tobacco User/Non-Tobacco User	58	690.79	708.06
16322PA0050031	Rating Area 4	Tobacco User/Non-Tobacco User	59	705.70	723.34
16322PA0050031	Rating Area 4	Tobacco User/Non-Tobacco User	60	735.79	754.19
16322PA0050031	Rating Area 4	Tobacco User/Non-Tobacco User	61	761.82	780.86
16322PA0050031	Rating Area 4	Tobacco User/Non-Tobacco User	62	778.90	798.37
16322PA0050031	Rating Area 4	Tobacco User/Non-Tobacco User	63	800.32	820.32
16322PA0050031	Rating Area 4	Tobacco User/Non-Tobacco User	64 and over	813.33	833.66
16322PA0050033	Rating Area 4	Tobacco User/Non-Tobacco User	0-14	223.62	223.62
16322PA0050033	Rating Area 4	Tobacco User/Non-Tobacco User	15	243.50	243.50
16322PA0050033	Rating Area 4	Tobacco User/Non-Tobacco User	16	251.10	251.10
16322PA0050033	Rating Area 4	Tobacco User/Non-Tobacco User	17	258.70	258.70
16322PA0050033	Rating Area 4	Tobacco User/Non-Tobacco User	18	266.89	273.56
16322PA0050033	Rating Area 4	Tobacco User/Non-Tobacco User	19	275.07	281.95
16322PA0050033	Rating Area 4	Tobacco User/Non-Tobacco User	20	283.55	290.64
16322PA0050033	Rating Area 4	Tobacco User/Non-Tobacco User	21	292.32	299.63
16322PA0050033	Rating Area 4	Tobacco User/Non-Tobacco User	22	292.32	299.63
16322PA0050033	Rating Area 4	Tobacco User/Non-Tobacco User	23	292.32	299.63
16322PA0050033	Rating Area 4	Tobacco User/Non-Tobacco User	24	292.32	299.63
16322PA0050033	Rating Area 4	Tobacco User/Non-Tobacco User	25	293.49	300.83
16322PA0050033	Rating Area 4	Tobacco User/Non-Tobacco User	26	299.34	306.82
16322PA0050033	Rating Area 4	Tobacco User/Non-Tobacco User	27	306.35	314.01
16322PA0050033	Rating Area 4	Tobacco User/Non-Tobacco User	28	317.75	325.70
16322PA0050033	Rating Area 4	Tobacco User/Non-Tobacco User	29	327.11	335.28
16322PA0050033	Rating Area 4	Tobacco User/Non-Tobacco User	30	331.78	340.08
16322PA0050033	Rating Area 4	Tobacco User/Non-Tobacco User	31	338.80	347.27
16322PA0050033	Rating Area 4	Tobacco User/Non-Tobacco User	32	345.81	354.46
16322PA0050033	Rating Area 4	Tobacco User/Non-Tobacco User	33	350.20	358.95
16322PA0050033	Rating Area 4	Tobacco User/Non-Tobacco User	34	354.88	363.75
16322PA0050033	Rating Area 4	Tobacco User/Non-Tobacco User	35	357.22	366.15
16322PA0050033	Rating Area 4	Tobacco User/Non-Tobacco User	36	359.55	368.54
16322PA0050033	Rating Area 4	Tobacco User/Non-Tobacco User	37	361.89	370.94
16322PA0050033	Rating Area 4	Tobacco User/Non-Tobacco User	38	364.23	373.34
16322PA0050033	Rating Area 4	Tobacco User/Non-Tobacco User	39	368.91	378.13
16322PA0050033	Rating Area 4	Tobacco User/Non-Tobacco User	40	373.58	382.92
16322PA0050033	Rating Area 4	Tobacco User/Non-Tobacco User	41	380.60	390.12
16322PA0050033	Rating Area 4	Tobacco User/Non-Tobacco User	42	387.32	397.01
16322PA0050033	Rating Area 4	Tobacco User/Non-Tobacco User	43	396.68	406.60
16322PA0050033	Rating Area 4	Tobacco User/Non-Tobacco User	44	408.37	418.58
16322PA0050033	Rating Area 4	Tobacco User/Non-Tobacco User	45	422.11	432.66
16322PA0050033	Rating Area 4	Tobacco User/Non-Tobacco User	46	438.48	449.44
16322PA0050033	Rating Area 4	Tobacco User/Non-Tobacco User	47	456.90	468.32
16322PA0050033	Rating Area 4	Tobacco User/Non-Tobacco User	48	477.94	489.89
16322PA0050033	Rating Area 4	Tobacco User/Non-Tobacco User	49	498.70	511.17
16322PA0050033	Rating Area 4	Tobacco User/Non-Tobacco User	50	522.08	535.14
16322PA0050033	Rating Area 4	Tobacco User/Non-Tobacco User	51	545.18	558.81
16322PA0050033	Rating Area 4	Tobacco User/Non-Tobacco User	52	570.61	584.87
16322PA0050033	Rating Area 4	Tobacco User/Non-Tobacco User	53	596.33	611.24
16322PA0050033	Rating Area 4	Tobacco User/Non-Tobacco User	54	624.10	639.71
16322PA0050033	Rating Area 4	Tobacco User/Non-Tobacco User	55	651.87	668.17
16322PA0050033	Rating Area 4	Tobacco User/Non-Tobacco User	56	681.98	699.03
16322PA0050033	Rating Area 4	Tobacco User/Non-Tobacco User	57	712.38	730.19
16322PA0050033	Rating Area 4	Tobacco User/Non-Tobacco User	58	744.83	763.45
16322PA0050033	Rating Area 4	Tobacco User/Non-Tobacco User	59	760.91	779.93
16322PA0050033	Rating Area 4	Tobacco User/Non-Tobacco User	60	793.36	813.19
16322PA0050033	Rating Area 4	Tobacco User/Non-Tobacco User	61	821.42	841.95
16322PA0050033	Rating Area 4	Tobacco User/Non-Tobacco User	62	839.84	860.83
16322PA0050033	Rating Area 4	Tobacco User/Non-Tobacco User	63	862.93	884.50
16322PA0050033	Rating Area 4	Tobacco User/Non-Tobacco User	64 and over	876.96	898.88
16322PA0050035	Rating Area 4	Tobacco User/Non-Tobacco User	0-14	392.71	392.71
16322PA0050035	Rating Area 4	Tobacco User/Non-Tobacco User	15	427.62	427.62
16322PA0050035	Rating Area 4	Tobacco User/Non-Tobacco User	16	440.97	440.97
16322PA0050035	Rating Area 4	Tobacco User/Non-Tobacco User	17	454.31	454.31
16322PA0050035	Rating Area 4	Tobacco User/Non-Tobacco User	18	468.69	480.41
16322PA0050035	Rating Area 4	Tobacco User/Non-Tobacco User	19	483.06	495.14
16322PA0050035	Rating Area 4	Tobacco User/Non-Tobacco User	20	497.95	510.40
16322PA0050035	Rating Area 4	Tobacco User/Non-Tobacco User	21	513.35	526.18
16322PA0050035	Rating Area 4	Tobacco User/Non-Tobacco User	22	513.35	526.18
16322PA0050035	Rating Area 4	Tobacco User/Non-Tobacco User	23	513.35	526.18
16322PA0050035	Rating Area 4	Tobacco User/Non-Tobacco User	24	513.35	526.18
16322PA0050035	Rating Area 4	Tobacco User/Non-Tobacco User	25	515.40	528.29
16322PA0050035	Rating Area 4	Tobacco User/Non-Tobacco User	26	525.67	538.81
16322PA0050035	Rating Area 4	Tobacco User/Non-Tobacco User	27	537.99	551.44
16322PA0050035	Rating Area 4	Tobacco User/Non-Tobacco User	28	558.01	571.96
16322PA0050035	Rating Area 4	Tobacco User/Non-Tobacco User	29	574.44	588.80
16322PA0050035	Rating Area 4	Tobacco User/Non-Tobacco User	30	582.65	597.22
16322PA0050035	Rating Area 4	Tobacco User/Non-Tobacco User	31	594.97	609.85
16322PA0050035	Rating Area 4	Tobacco User/Non-Tobacco User	32	607.29	622.48
16322PA0050035	Rating Area 4	Tobacco User/Non-Tobacco User	33	614.99	630.37
16322PA0050035	Rating Area 4	Tobacco User/Non-Tobacco User	34	623.21	638.79
16322PA0050035	Rating Area 4	Tobacco User/Non-Tobacco User	35	627.31	643.00
16322PA0050035	Rating Area 4	Tobacco User/Non-Tobacco User	36	631.42	647.21
16322PA0050035	Rating Area 4	Tobacco User/Non-Tobacco User	37	635.53	651.42
16322PA0050035	Rating Area 4	Tobacco User/Non-Tobacco User	38	639.63	655.62
16322PA0050035	Rating Area 4	Tobacco User/Non-Tobacco User	39	647.85	664.04
16322PA0050035	Rating Area 4	Tobacco User/Non-Tobacco User	40	656.06	672.46
16322PA0050035	Rating Area 4	Tobacco User/Non-Tobacco User	41	668.38	685.09
16322PA0050035	Rating Area 4	Tobacco User/Non-Tobacco User	42	680.19	697.19
16322PA0050035	Rating Area 4	Tobacco User/Non-Tobacco User	43	696.62	714.03
16322PA0050035	Rating Area 4	Tobacco User/Non-Tobacco User	44	717.15	735.08
16322PA0050035	Rating Area 4	Tobacco User/Non-Tobacco User	45	741.28	759.81
16322PA0050035	Rating Area 4	Tobacco User/Non-Tobacco User	46	770.03	789.28
16322PA0050035	Rating Area 4	Tobacco User/Non-Tobacco User	47	802.37	822.43
16322PA0050035	Rating Area 4	Tobacco User/Non-Tobacco User	48	839.33	860.31
16322PA0050035	Rating Area 4	Tobacco User/Non-Tobacco User	49	875.78	897.67
16322PA0050035	Rating Area 4	Tobacco User/Non-Tobacco User	50	916.84	939.76
16322PA0050035	Rating Area 4	Tobacco User/Non-Tobacco User	51	957.40	981.33
16322PA0050035	Rating Area 4	Tobacco User/Non-Tobacco User	52	1002.06	1027.11
16322PA0050035	Rating Area 4	Tobacco User/Non-Tobacco User	53	1047.23	1073.41
16322PA0050035	Rating Area 4	Tobacco User/Non-Tobacco User	54	1096.00	1123.40
16322PA0050035	Rating Area 4	Tobacco User/Non-Tobacco User	55	1144.77	1173.39
16322PA0050035	Rating Area 4	Tobacco User/Non-Tobacco User	56	1197.65	1227.59
16322PA0050035	Rating Area 4	Tobacco User/Non-Tobacco User	57	1251.03	1282.31

16322PA0050035	Rating Area 4	Tobacco User/Non-Tobacco User	58	1308.02	1340.72
16322PA0050035	Rating Area 4	Tobacco User/Non-Tobacco User	59	1336.25	1369.66
16322PA0050035	Rating Area 4	Tobacco User/Non-Tobacco User	60	1393.23	1428.06
16322PA0050035	Rating Area 4	Tobacco User/Non-Tobacco User	61	1442.51	1478.58
16322PA0050035	Rating Area 4	Tobacco User/Non-Tobacco User	62	1474.85	1511.73
16322PA0050035	Rating Area 4	Tobacco User/Non-Tobacco User	63	1515.41	1553.29
16322PA0050035	Rating Area 4	Tobacco User/Non-Tobacco User	64 and over	1540.05	1578.55
16322PA0050100	Rating Area 1	Tobacco User/Non-Tobacco User	0-14	152.52	152.52
16322PA0050100	Rating Area 1	Tobacco User/Non-Tobacco User	15	166.08	166.08
16322PA0050100	Rating Area 1	Tobacco User/Non-Tobacco User	16	171.26	171.26
16322PA0050100	Rating Area 1	Tobacco User/Non-Tobacco User	17	176.44	176.44
16322PA0050100	Rating Area 1	Tobacco User/Non-Tobacco User	18	182.02	186.58
16322PA0050100	Rating Area 1	Tobacco User/Non-Tobacco User	19	187.61	192.30
16322PA0050100	Rating Area 1	Tobacco User/Non-Tobacco User	20	193.39	198.22
16322PA0050100	Rating Area 1	Tobacco User/Non-Tobacco User	21	199.37	204.35
16322PA0050100	Rating Area 1	Tobacco User/Non-Tobacco User	22	199.37	204.35
16322PA0050100	Rating Area 1	Tobacco User/Non-Tobacco User	23	199.37	204.35
16322PA0050100	Rating Area 1	Tobacco User/Non-Tobacco User	24	199.37	204.35
16322PA0050100	Rating Area 1	Tobacco User/Non-Tobacco User	25	200.17	205.17
16322PA0050100	Rating Area 1	Tobacco User/Non-Tobacco User	26	204.15	209.26
16322PA0050100	Rating Area 1	Tobacco User/Non-Tobacco User	27	208.94	214.16
16322PA0050100	Rating Area 1	Tobacco User/Non-Tobacco User	28	216.72	222.13
16322PA0050100	Rating Area 1	Tobacco User/Non-Tobacco User	29	223.10	228.67
16322PA0050100	Rating Area 1	Tobacco User/Non-Tobacco User	30	226.28	231.94
16322PA0050100	Rating Area 1	Tobacco User/Non-Tobacco User	31	231.07	236.85
16322PA0050100	Rating Area 1	Tobacco User/Non-Tobacco User	32	235.85	241.75
16322PA0050100	Rating Area 1	Tobacco User/Non-Tobacco User	33	238.85	244.82
16322PA0050100	Rating Area 1	Tobacco User/Non-Tobacco User	34	242.04	248.09
16322PA0050100	Rating Area 1	Tobacco User/Non-Tobacco User	35	243.63	249.72
16322PA0050100	Rating Area 1	Tobacco User/Non-Tobacco User	36	245.23	251.36
16322PA0050100	Rating Area 1	Tobacco User/Non-Tobacco User	37	246.82	252.99
16322PA0050100	Rating Area 1	Tobacco User/Non-Tobacco User	38	248.42	254.63
16322PA0050100	Rating Area 1	Tobacco User/Non-Tobacco User	39	251.60	257.90
16322PA0050100	Rating Area 1	Tobacco User/Non-Tobacco User	40	254.79	261.16
16322PA0050100	Rating Area 1	Tobacco User/Non-Tobacco User	41	259.58	266.07
16322PA0050100	Rating Area 1	Tobacco User/Non-Tobacco User	42	264.17	270.77
16322PA0050100	Rating Area 1	Tobacco User/Non-Tobacco User	43	270.55	277.31
16322PA0050100	Rating Area 1	Tobacco User/Non-Tobacco User	44	278.52	285.48
16322PA0050100	Rating Area 1	Tobacco User/Non-Tobacco User	45	287.89	295.09
16322PA0050100	Rating Area 1	Tobacco User/Non-Tobacco User	46	299.06	306.53
16322PA0050100	Rating Area 1	Tobacco User/Non-Tobacco User	47	311.62	319.41
16322PA0050100	Rating Area 1	Tobacco User/Non-Tobacco User	48	325.97	334.12
16322PA0050100	Rating Area 1	Tobacco User/Non-Tobacco User	49	340.13	348.63
16322PA0050100	Rating Area 1	Tobacco User/Non-Tobacco User	50	356.07	364.98
16322PA0050100	Rating Area 1	Tobacco User/Non-Tobacco User	51	371.83	381.12
16322PA0050100	Rating Area 1	Tobacco User/Non-Tobacco User	52	389.17	398.90
16322PA0050100	Rating Area 1	Tobacco User/Non-Tobacco User	53	406.71	416.88
16322PA0050100	Rating Area 1	Tobacco User/Non-Tobacco User	54	425.65	436.30
16322PA0050100	Rating Area 1	Tobacco User/Non-Tobacco User	55	444.60	455.71
16322PA0050100	Rating Area 1	Tobacco User/Non-Tobacco User	56	465.13	476.76
16322PA0050100	Rating Area 1	Tobacco User/Non-Tobacco User	57	485.86	498.01
16322PA0050100	Rating Area 1	Tobacco User/Non-Tobacco User	58	507.99	520.69
16322PA0050100	Rating Area 1	Tobacco User/Non-Tobacco User	59	518.96	531.93
16322PA0050100	Rating Area 1	Tobacco User/Non-Tobacco User	60	541.09	554.62
16322PA0050100	Rating Area 1	Tobacco User/Non-Tobacco User	61	560.23	574.24
16322PA0050100	Rating Area 1	Tobacco User/Non-Tobacco User	62	572.79	587.11
16322PA0050100	Rating Area 1	Tobacco User/Non-Tobacco User	63	588.54	603.25
16322PA0050100	Rating Area 1	Tobacco User/Non-Tobacco User	64 and over	598.11	613.06
16322PA0050100	Rating Area 3	Tobacco User/Non-Tobacco User	0-14	192.46	192.46
16322PA0050100	Rating Area 3	Tobacco User/Non-Tobacco User	15	209.57	209.57
16322PA0050100	Rating Area 3	Tobacco User/Non-Tobacco User	16	216.11	216.11
16322PA0050100	Rating Area 3	Tobacco User/Non-Tobacco User	17	222.65	222.65
16322PA0050100	Rating Area 3	Tobacco User/Non-Tobacco User	18	229.69	235.43
16322PA0050100	Rating Area 3	Tobacco User/Non-Tobacco User	19	236.74	242.66
16322PA0050100	Rating Area 3	Tobacco User/Non-Tobacco User	20	244.03	250.13
16322PA0050100	Rating Area 3	Tobacco User/Non-Tobacco User	21	251.58	257.87
16322PA0050100	Rating Area 3	Tobacco User/Non-Tobacco User	22	251.58	257.87
16322PA0050100	Rating Area 3	Tobacco User/Non-Tobacco User	23	251.58	257.87
16322PA0050100	Rating Area 3	Tobacco User/Non-Tobacco User	24	251.58	257.87
16322PA0050100	Rating Area 3	Tobacco User/Non-Tobacco User	25	252.59	258.90
16322PA0050100	Rating Area 3	Tobacco User/Non-Tobacco User	26	257.62	264.06
16322PA0050100	Rating Area 3	Tobacco User/Non-Tobacco User	27	263.66	270.25
16322PA0050100	Rating Area 3	Tobacco User/Non-Tobacco User	28	273.47	280.30
16322PA0050100	Rating Area 3	Tobacco User/Non-Tobacco User	29	281.52	288.56
16322PA0050100	Rating Area 3	Tobacco User/Non-Tobacco User	30	285.54	292.68
16322PA0050100	Rating Area 3	Tobacco User/Non-Tobacco User	31	291.58	298.87
16322PA0050100	Rating Area 3	Tobacco User/Non-Tobacco User	32	297.62	305.06
16322PA0050100	Rating Area 3	Tobacco User/Non-Tobacco User	33	301.39	308.93
16322PA0050100	Rating Area 3	Tobacco User/Non-Tobacco User	34	305.42	313.05
16322PA0050100	Rating Area 3	Tobacco User/Non-Tobacco User	35	307.43	315.12
16322PA0050100	Rating Area 3	Tobacco User/Non-Tobacco User	36	309.44	317.18
16322PA0050100	Rating Area 3	Tobacco User/Non-Tobacco User	37	311.46	319.24
16322PA0050100	Rating Area 3	Tobacco User/Non-Tobacco User	38	313.47	321.31
16322PA0050100	Rating Area 3	Tobacco User/Non-Tobacco User	39	317.49	325.43
16322PA0050100	Rating Area 3	Tobacco User/Non-Tobacco User	40	321.52	329.56
16322PA0050100	Rating Area 3	Tobacco User/Non-Tobacco User	41	327.56	335.75
16322PA0050100	Rating Area 3	Tobacco User/Non-Tobacco User	42	333.34	341.68
16322PA0050100	Rating Area 3	Tobacco User/Non-Tobacco User	43	341.39	349.93
16322PA0050100	Rating Area 3	Tobacco User/Non-Tobacco User	44	351.46	360.24
16322PA0050100	Rating Area 3	Tobacco User/Non-Tobacco User	45	363.28	372.36
16322PA0050100	Rating Area 3	Tobacco User/Non-Tobacco User	46	377.37	386.80
16322PA0050100	Rating Area 3	Tobacco User/Non-Tobacco User	47	393.22	403.05
16322PA0050100	Rating Area 3	Tobacco User/Non-Tobacco User	48	411.33	421.62
16322PA0050100	Rating Area 3	Tobacco User/Non-Tobacco User	49	429.20	439.93
16322PA0050100	Rating Area 3	Tobacco User/Non-Tobacco User	50	449.32	460.55
16322PA0050100	Rating Area 3	Tobacco User/Non-Tobacco User	51	469.20	480.93
16322PA0050100	Rating Area 3	Tobacco User/Non-Tobacco User	52	491.08	503.36
16322PA0050100	Rating Area 3	Tobacco User/Non-Tobacco User	53	513.22	526.05
16322PA0050100	Rating Area 3	Tobacco User/Non-Tobacco User	54	537.12	550.55
16322PA0050100	Rating Area 3	Tobacco User/Non-Tobacco User	55	561.02	575.05
16322PA0050100	Rating Area 3	Tobacco User/Non-Tobacco User	56	586.94	601.61
16322PA0050100	Rating Area 3	Tobacco User/Non-Tobacco User	57	613.10	628.43
16322PA0050100	Rating Area 3	Tobacco User/Non-Tobacco User	58	641.03	657.05
16322PA0050100	Rating Area 3	Tobacco User/Non-Tobacco User	59	654.86	671.23
16322PA0050100	Rating Area 3	Tobacco User/Non-Tobacco User	60	682.79	699.86

	16322PA0050100	Rating Area 3	Tobacco User/Non-Tobacco User	61	706.94	724.61
	16322PA0050100	Rating Area 3	Tobacco User/Non-Tobacco User	62	722.79	740.86
	16322PA0050100	Rating Area 3	Tobacco User/Non-Tobacco User	63	742.66	761.23
	16322PA0050100	Rating Area 3	Tobacco User/Non-Tobacco User	64 and over	754.74	773.61
	16322PA0050100	Rating Area 4	Tobacco User/Non-Tobacco User	0-14	152.52	152.52
	16322PA0050100	Rating Area 4	Tobacco User/Non-Tobacco User	15	166.08	166.08
	16322PA0050100	Rating Area 4	Tobacco User/Non-Tobacco User	16	171.26	171.26
	16322PA0050100	Rating Area 4	Tobacco User/Non-Tobacco User	17	176.44	176.44
	16322PA0050100	Rating Area 4	Tobacco User/Non-Tobacco User	18	182.02	186.58
	16322PA0050100	Rating Area 4	Tobacco User/Non-Tobacco User	19	187.61	192.30
	16322PA0050100	Rating Area 4	Tobacco User/Non-Tobacco User	20	193.39	198.22
	16322PA0050100	Rating Area 4	Tobacco User/Non-Tobacco User	21	199.37	204.35
	16322PA0050100	Rating Area 4	Tobacco User/Non-Tobacco User	22	199.37	204.35
	16322PA0050100	Rating Area 4	Tobacco User/Non-Tobacco User	23	199.37	204.35
	16322PA0050100	Rating Area 4	Tobacco User/Non-Tobacco User	24	199.37	204.35
	16322PA0050100	Rating Area 4	Tobacco User/Non-Tobacco User	25	200.17	205.17
	16322PA0050100	Rating Area 4	Tobacco User/Non-Tobacco User	26	204.15	209.26
	16322PA0050100	Rating Area 4	Tobacco User/Non-Tobacco User	27	208.94	214.16
	16322PA0050100	Rating Area 4	Tobacco User/Non-Tobacco User	28	216.72	222.13
	16322PA0050100	Rating Area 4	Tobacco User/Non-Tobacco User	29	223.10	228.67
	16322PA0050100	Rating Area 4	Tobacco User/Non-Tobacco User	30	226.28	231.94
	16322PA0050100	Rating Area 4	Tobacco User/Non-Tobacco User	31	231.07	236.85
	16322PA0050100	Rating Area 4	Tobacco User/Non-Tobacco User	32	235.85	241.75
	16322PA0050100	Rating Area 4	Tobacco User/Non-Tobacco User	33	238.85	244.82
	16322PA0050100	Rating Area 4	Tobacco User/Non-Tobacco User	34	242.04	248.09
	16322PA0050100	Rating Area 4	Tobacco User/Non-Tobacco User	35	243.63	249.72
	16322PA0050100	Rating Area 4	Tobacco User/Non-Tobacco User	36	245.23	251.36
	16322PA0050100	Rating Area 4	Tobacco User/Non-Tobacco User	37	246.82	252.99
	16322PA0050100	Rating Area 4	Tobacco User/Non-Tobacco User	38	248.42	254.63
	16322PA0050100	Rating Area 4	Tobacco User/Non-Tobacco User	39	251.60	257.90
	16322PA0050100	Rating Area 4	Tobacco User/Non-Tobacco User	40	254.79	261.16
	16322PA0050100	Rating Area 4	Tobacco User/Non-Tobacco User	41	259.58	266.07
	16322PA0050100	Rating Area 4	Tobacco User/Non-Tobacco User	42	264.17	270.77
	16322PA0050100	Rating Area 4	Tobacco User/Non-Tobacco User	43	270.55	277.31
	16322PA0050100	Rating Area 4	Tobacco User/Non-Tobacco User	44	278.52	285.48
	16322PA0050100	Rating Area 4	Tobacco User/Non-Tobacco User	45	287.89	295.09
	16322PA0050100	Rating Area 4	Tobacco User/Non-Tobacco User	46	299.06	306.53
	16322PA0050100	Rating Area 4	Tobacco User/Non-Tobacco User	47	311.62	319.41
	16322PA0050100	Rating Area 4	Tobacco User/Non-Tobacco User	48	325.97	334.12
	16322PA0050100	Rating Area 4	Tobacco User/Non-Tobacco User	49	340.13	348.63
	16322PA0050100	Rating Area 4	Tobacco User/Non-Tobacco User	50	356.07	364.98
	16322PA0050100	Rating Area 4	Tobacco User/Non-Tobacco User	51	371.83	381.12
	16322PA0050100	Rating Area 4	Tobacco User/Non-Tobacco User	52	389.17	398.90
	16322PA0050100	Rating Area 4	Tobacco User/Non-Tobacco User	53	406.71	416.88
	16322PA0050100	Rating Area 4	Tobacco User/Non-Tobacco User	54	425.65	436.30
	16322PA0050100	Rating Area 4	Tobacco User/Non-Tobacco User	55	444.60	455.71
	16322PA0050100	Rating Area 4	Tobacco User/Non-Tobacco User	56	465.13	476.76
	16322PA0050100	Rating Area 4	Tobacco User/Non-Tobacco User	57	485.86	498.01
	16322PA0050100	Rating Area 4	Tobacco User/Non-Tobacco User	58	507.99	520.69
	16322PA0050100	Rating Area 4	Tobacco User/Non-Tobacco User	59	518.96	531.93
	16322PA0050100	Rating Area 4	Tobacco User/Non-Tobacco User	60	541.09	554.62
	16322PA0050100	Rating Area 4	Tobacco User/Non-Tobacco User	61	560.23	574.24
	16322PA0050100	Rating Area 4	Tobacco User/Non-Tobacco User	62	572.79	587.11
	16322PA0050100	Rating Area 4	Tobacco User/Non-Tobacco User	63	588.54	603.25
	16322PA0050100	Rating Area 4	Tobacco User/Non-Tobacco User	64 and over	598.11	613.06
	16322PA0050100	Rating Area 5	Tobacco User/Non-Tobacco User	0-14	152.52	152.52
	16322PA0050100	Rating Area 5	Tobacco User/Non-Tobacco User	15	166.08	166.08
	16322PA0050100	Rating Area 5	Tobacco User/Non-Tobacco User	16	171.26	171.26
	16322PA0050100	Rating Area 5	Tobacco User/Non-Tobacco User	17	176.44	176.44
	16322PA0050100	Rating Area 5	Tobacco User/Non-Tobacco User	18	182.02	186.58
	16322PA0050100	Rating Area 5	Tobacco User/Non-Tobacco User	19	187.61	192.30
	16322PA0050100	Rating Area 5	Tobacco User/Non-Tobacco User	20	193.39	198.22
	16322PA0050100	Rating Area 5	Tobacco User/Non-Tobacco User	21	199.37	204.35
	16322PA0050100	Rating Area 5	Tobacco User/Non-Tobacco User	22	199.37	204.35
	16322PA0050100	Rating Area 5	Tobacco User/Non-Tobacco User	23	199.37	204.35
	16322PA0050100	Rating Area 5	Tobacco User/Non-Tobacco User	24	199.37	204.35
	16322PA0050100	Rating Area 5	Tobacco User/Non-Tobacco User	25	200.17	205.17
	16322PA0050100	Rating Area 5	Tobacco User/Non-Tobacco User	26	204.15	209.26
	16322PA0050100	Rating Area 5	Tobacco User/Non-Tobacco User	27	208.94	214.16
	16322PA0050100	Rating Area 5	Tobacco User/Non-Tobacco User	28	216.72	222.13
	16322PA0050100	Rating Area 5	Tobacco User/Non-Tobacco User	29	223.10	228.67
	16322PA0050100	Rating Area 5	Tobacco User/Non-Tobacco User	30	226.28	231.94
	16322PA0050100	Rating Area 5	Tobacco User/Non-Tobacco User	31	231.07	236.85
	16322PA0050100	Rating Area 5	Tobacco User/Non-Tobacco User	32	235.85	241.75
	16322PA0050100	Rating Area 5	Tobacco User/Non-Tobacco User	33	238.85	244.82
	16322PA0050100	Rating Area 5	Tobacco User/Non-Tobacco User	34	242.04	248.09
	16322PA0050100	Rating Area 5	Tobacco User/Non-Tobacco User	35	243.63	249.72
	16322PA0050100	Rating Area 5	Tobacco User/Non-Tobacco User	36	245.23	251.36
	16322PA0050100	Rating Area 5	Tobacco User/Non-Tobacco User	37	246.82	252.99
	16322PA0050100	Rating Area 5	Tobacco User/Non-Tobacco User	38	248.42	254.63
	16322PA0050100	Rating Area 5	Tobacco User/Non-Tobacco User	39	251.60	257.90
	16322PA0050100	Rating Area 5	Tobacco User/Non-Tobacco User	40	254.79	261.16
	16322PA0050100	Rating Area 5	Tobacco User/Non-Tobacco User	41	259.58	266.07
	16322PA0050100	Rating Area 5	Tobacco User/Non-Tobacco User	42	264.17	270.77
	16322PA0050100	Rating Area 5	Tobacco User/Non-Tobacco User	43	270.55	277.31
	16322PA0050100	Rating Area 5	Tobacco User/Non-Tobacco User	44	278.52	285.48
	16322PA0050100	Rating Area 5	Tobacco User/Non-Tobacco User	45	287.89	295.09
	16322PA0050100	Rating Area 5	Tobacco User/Non-Tobacco User	46	299.06	306.53
	16322PA0050100	Rating Area 5	Tobacco User/Non-Tobacco User	47	311.62	319.41
	16322PA0050100	Rating Area 5	Tobacco User/Non-Tobacco User	48	325.97	334.12
	16322PA0050100	Rating Area 5	Tobacco User/Non-Tobacco User	49	340.13	348.63
	16322PA0050100	Rating Area 5	Tobacco User/Non-Tobacco User	50	356.07	364.98
	16322PA0050100	Rating Area 5	Tobacco User/Non-Tobacco User	51	371.83	381.12
	16322PA0050100	Rating Area 5	Tobacco User/Non-Tobacco User	52	389.17	398.90
	16322PA0050100	Rating Area 5	Tobacco User/Non-Tobacco User	53	406.71	416.88
	16322PA0050100	Rating Area 5	Tobacco User/Non-Tobacco User	54	425.65	436.30
	16322PA0050100	Rating Area 5	Tobacco User/Non-Tobacco User	55	444.60	455.71
	16322PA0050100	Rating Area 5	Tobacco User/Non-Tobacco User	56	465.13	476.76
	16322PA0050100	Rating Area 5	Tobacco User/Non-Tobacco User	57	485.86	498.01
	16322PA0050100	Rating Area 5	Tobacco User/Non-Tobacco User	58	507.99	520.69
	16322PA0050100	Rating Area 5	Tobacco User/Non-Tobacco User	59	518.96	531.93
	16322PA0050100	Rating Area 5	Tobacco User/Non-Tobacco User	60	541.09	554.62
	16322PA0050100	Rating Area 5	Tobacco User/Non-Tobacco User	61	560.23	574.24
	16322PA0050100	Rating Area 5	Tobacco User/Non-Tobacco User	62	572.79	587.11
	16322PA0050100	Rating Area 5	Tobacco User/Non-Tobacco User	63	588.54	603.25

16322PA0050100	Rating Area 5	Tobacco User/Non-Tobacco User	64 and over	598.11	613.06
16322PA0050101	Rating Area 4	Tobacco User/Non-Tobacco User	0-14	161.12	161.12
16322PA0050101	Rating Area 4	Tobacco User/Non-Tobacco User	15	175.44	175.44
16322PA0050101	Rating Area 4	Tobacco User/Non-Tobacco User	16	180.91	180.91
16322PA0050101	Rating Area 4	Tobacco User/Non-Tobacco User	17	186.39	186.39
16322PA0050101	Rating Area 4	Tobacco User/Non-Tobacco User	18	192.29	197.09
16322PA0050101	Rating Area 4	Tobacco User/Non-Tobacco User	19	198.18	203.14
16322PA0050101	Rating Area 4	Tobacco User/Non-Tobacco User	20	204.29	209.40
16322PA0050101	Rating Area 4	Tobacco User/Non-Tobacco User	21	210.61	215.88
16322PA0050101	Rating Area 4	Tobacco User/Non-Tobacco User	22	210.61	215.88
16322PA0050101	Rating Area 4	Tobacco User/Non-Tobacco User	23	210.61	215.88
16322PA0050101	Rating Area 4	Tobacco User/Non-Tobacco User	24	210.61	215.88
16322PA0050101	Rating Area 4	Tobacco User/Non-Tobacco User	25	211.45	216.74
16322PA0050101	Rating Area 4	Tobacco User/Non-Tobacco User	26	215.66	221.06
16322PA0050101	Rating Area 4	Tobacco User/Non-Tobacco User	27	220.72	226.24
16322PA0050101	Rating Area 4	Tobacco User/Non-Tobacco User	28	228.93	234.66
16322PA0050101	Rating Area 4	Tobacco User/Non-Tobacco User	29	235.67	241.56
16322PA0050101	Rating Area 4	Tobacco User/Non-Tobacco User	30	239.04	245.02
16322PA0050101	Rating Area 4	Tobacco User/Non-Tobacco User	31	244.10	250.20
16322PA0050101	Rating Area 4	Tobacco User/Non-Tobacco User	32	249.15	255.38
16322PA0050101	Rating Area 4	Tobacco User/Non-Tobacco User	33	252.31	258.62
16322PA0050101	Rating Area 4	Tobacco User/Non-Tobacco User	34	255.68	262.07
16322PA0050101	Rating Area 4	Tobacco User/Non-Tobacco User	35	257.37	263.80
16322PA0050101	Rating Area 4	Tobacco User/Non-Tobacco User	36	259.05	265.53
16322PA0050101	Rating Area 4	Tobacco User/Non-Tobacco User	37	260.74	267.25
16322PA0050101	Rating Area 4	Tobacco User/Non-Tobacco User	38	262.42	268.98
16322PA0050101	Rating Area 4	Tobacco User/Non-Tobacco User	39	265.79	272.43
16322PA0050101	Rating Area 4	Tobacco User/Non-Tobacco User	40	269.16	275.89
16322PA0050101	Rating Area 4	Tobacco User/Non-Tobacco User	41	274.21	281.07
16322PA0050101	Rating Area 4	Tobacco User/Non-Tobacco User	42	279.06	286.03
16322PA0050101	Rating Area 4	Tobacco User/Non-Tobacco User	43	285.80	292.94
16322PA0050101	Rating Area 4	Tobacco User/Non-Tobacco User	44	294.22	301.58
16322PA0050101	Rating Area 4	Tobacco User/Non-Tobacco User	45	304.12	311.72
16322PA0050101	Rating Area 4	Tobacco User/Non-Tobacco User	46	315.92	323.81
16322PA0050101	Rating Area 4	Tobacco User/Non-Tobacco User	47	329.18	337.41
16322PA0050101	Rating Area 4	Tobacco User/Non-Tobacco User	48	344.35	352.96
16322PA0050101	Rating Area 4	Tobacco User/Non-Tobacco User	49	359.30	368.28
16322PA0050101	Rating Area 4	Tobacco User/Non-Tobacco User	50	376.15	385.55
16322PA0050101	Rating Area 4	Tobacco User/Non-Tobacco User	51	392.79	402.61
16322PA0050101	Rating Area 4	Tobacco User/Non-Tobacco User	52	411.11	421.39
16322PA0050101	Rating Area 4	Tobacco User/Non-Tobacco User	53	429.64	440.39
16322PA0050101	Rating Area 4	Tobacco User/Non-Tobacco User	54	449.65	460.89
16322PA0050101	Rating Area 4	Tobacco User/Non-Tobacco User	55	469.66	481.40
16322PA0050101	Rating Area 4	Tobacco User/Non-Tobacco User	56	491.35	503.64
16322PA0050101	Rating Area 4	Tobacco User/Non-Tobacco User	57	513.26	526.09
16322PA0050101	Rating Area 4	Tobacco User/Non-Tobacco User	58	536.63	550.05
16322PA0050101	Rating Area 4	Tobacco User/Non-Tobacco User	59	548.22	561.92
16322PA0050101	Rating Area 4	Tobacco User/Non-Tobacco User	60	571.60	585.89
16322PA0050101	Rating Area 4	Tobacco User/Non-Tobacco User	61	591.81	606.61
16322PA0050101	Rating Area 4	Tobacco User/Non-Tobacco User	62	605.08	620.21
16322PA0050101	Rating Area 4	Tobacco User/Non-Tobacco User	63	621.72	637.26
16322PA0050101	Rating Area 4	Tobacco User/Non-Tobacco User	64 and over	631.83	647.63
16322PA0050102	Rating Area 1	Tobacco User/Non-Tobacco User	0-14	199.49	199.49
16322PA0050102	Rating Area 1	Tobacco User/Non-Tobacco User	15	217.22	217.22
16322PA0050102	Rating Area 1	Tobacco User/Non-Tobacco User	16	224.00	224.00
16322PA0050102	Rating Area 1	Tobacco User/Non-Tobacco User	17	230.78	230.78
16322PA0050102	Rating Area 1	Tobacco User/Non-Tobacco User	18	238.08	244.04
16322PA0050102	Rating Area 1	Tobacco User/Non-Tobacco User	19	245.38	251.52
16322PA0050102	Rating Area 1	Tobacco User/Non-Tobacco User	20	252.95	259.27
16322PA0050102	Rating Area 1	Tobacco User/Non-Tobacco User	21	260.77	267.29
16322PA0050102	Rating Area 1	Tobacco User/Non-Tobacco User	22	260.77	267.29
16322PA0050102	Rating Area 1	Tobacco User/Non-Tobacco User	23	260.77	267.29
16322PA0050102	Rating Area 1	Tobacco User/Non-Tobacco User	24	260.77	267.29
16322PA0050102	Rating Area 1	Tobacco User/Non-Tobacco User	25	261.81	268.36
16322PA0050102	Rating Area 1	Tobacco User/Non-Tobacco User	26	267.03	273.70
16322PA0050102	Rating Area 1	Tobacco User/Non-Tobacco User	27	273.29	280.12
16322PA0050102	Rating Area 1	Tobacco User/Non-Tobacco User	28	283.46	290.54
16322PA0050102	Rating Area 1	Tobacco User/Non-Tobacco User	29	291.80	299.10
16322PA0050102	Rating Area 1	Tobacco User/Non-Tobacco User	30	295.97	303.37
16322PA0050102	Rating Area 1	Tobacco User/Non-Tobacco User	31	302.23	309.79
16322PA0050102	Rating Area 1	Tobacco User/Non-Tobacco User	32	308.49	316.20
16322PA0050102	Rating Area 1	Tobacco User/Non-Tobacco User	33	312.40	320.21
16322PA0050102	Rating Area 1	Tobacco User/Non-Tobacco User	34	316.57	324.49
16322PA0050102	Rating Area 1	Tobacco User/Non-Tobacco User	35	318.66	326.63
16322PA0050102	Rating Area 1	Tobacco User/Non-Tobacco User	36	320.75	328.77
16322PA0050102	Rating Area 1	Tobacco User/Non-Tobacco User	37	322.83	330.90
16322PA0050102	Rating Area 1	Tobacco User/Non-Tobacco User	38	324.92	333.04
16322PA0050102	Rating Area 1	Tobacco User/Non-Tobacco User	39	329.09	337.32
16322PA0050102	Rating Area 1	Tobacco User/Non-Tobacco User	40	333.26	341.60
16322PA0050102	Rating Area 1	Tobacco User/Non-Tobacco User	41	339.52	348.01
16322PA0050102	Rating Area 1	Tobacco User/Non-Tobacco User	42	345.52	354.16
16322PA0050102	Rating Area 1	Tobacco User/Non-Tobacco User	43	353.86	362.71
16322PA0050102	Rating Area 1	Tobacco User/Non-Tobacco User	44	364.30	373.40
16322PA0050102	Rating Area 1	Tobacco User/Non-Tobacco User	45	376.55	385.97
16322PA0050102	Rating Area 1	Tobacco User/Non-Tobacco User	46	391.16	400.93
16322PA0050102	Rating Area 1	Tobacco User/Non-Tobacco User	47	407.58	417.77
16322PA0050102	Rating Area 1	Tobacco User/Non-Tobacco User	48	426.36	437.02
16322PA0050102	Rating Area 1	Tobacco User/Non-Tobacco User	49	444.87	456.00
16322PA0050102	Rating Area 1	Tobacco User/Non-Tobacco User	50	465.74	477.38
16322PA0050102	Rating Area 1	Tobacco User/Non-Tobacco User	51	486.34	498.49
16322PA0050102	Rating Area 1	Tobacco User/Non-Tobacco User	52	509.02	521.75
16322PA0050102	Rating Area 1	Tobacco User/Non-Tobacco User	53	531.97	545.27
16322PA0050102	Rating Area 1	Tobacco User/Non-Tobacco User	54	556.74	570.66
16322PA0050102	Rating Area 1	Tobacco User/Non-Tobacco User	55	581.52	596.06
16322PA0050102	Rating Area 1	Tobacco User/Non-Tobacco User	56	608.38	623.59
16322PA0050102	Rating Area 1	Tobacco User/Non-Tobacco User	57	635.50	651.38
16322PA0050102	Rating Area 1	Tobacco User/Non-Tobacco User	58	664.44	681.05
16322PA0050102	Rating Area 1	Tobacco User/Non-Tobacco User	59	678.78	695.75
16322PA0050102	Rating Area 1	Tobacco User/Non-Tobacco User	60	707.73	725.42
16322PA0050102	Rating Area 1	Tobacco User/Non-Tobacco User	61	732.76	751.08
16322PA0050102	Rating Area 1	Tobacco User/Non-Tobacco User	62	749.19	767.92
16322PA0050102	Rating Area 1	Tobacco User/Non-Tobacco User	63	769.79	789.04
16322PA0050102	Rating Area 1	Tobacco User/Non-Tobacco User	64 and over	782.31	801.87
16322PA0050102	Rating Area 3	Tobacco User/Non-Tobacco User	0-14	251.73	251.73
16322PA0050102	Rating Area 3	Tobacco User/Non-Tobacco User	15	274.11	274.11

16322PA0050102	Rating Area 3	Tobacco User/Non-Tobacco User	16	282.66	282.66
16322PA0050102	Rating Area 3	Tobacco User/Non-Tobacco User	17	291.22	291.22
16322PA0050102	Rating Area 3	Tobacco User/Non-Tobacco User	18	300.43	307.94
16322PA0050102	Rating Area 3	Tobacco User/Non-Tobacco User	19	309.65	317.39
16322PA0050102	Rating Area 3	Tobacco User/Non-Tobacco User	20	319.19	327.17
16322PA0050102	Rating Area 3	Tobacco User/Non-Tobacco User	21	329.06	337.29
16322PA0050102	Rating Area 3	Tobacco User/Non-Tobacco User	22	329.06	337.29
16322PA0050102	Rating Area 3	Tobacco User/Non-Tobacco User	23	329.06	337.29
16322PA0050102	Rating Area 3	Tobacco User/Non-Tobacco User	24	329.06	337.29
16322PA0050102	Rating Area 3	Tobacco User/Non-Tobacco User	25	330.38	338.64
16322PA0050102	Rating Area 3	Tobacco User/Non-Tobacco User	26	336.96	345.38
16322PA0050102	Rating Area 3	Tobacco User/Non-Tobacco User	27	344.85	353.48
16322PA0050102	Rating Area 3	Tobacco User/Non-Tobacco User	28	357.69	366.63
16322PA0050102	Rating Area 3	Tobacco User/Non-Tobacco User	29	368.22	377.42
16322PA0050102	Rating Area 3	Tobacco User/Non-Tobacco User	30	373.48	382.82
16322PA0050102	Rating Area 3	Tobacco User/Non-Tobacco User	31	381.38	390.92
16322PA0050102	Rating Area 3	Tobacco User/Non-Tobacco User	32	389.28	399.01
16322PA0050102	Rating Area 3	Tobacco User/Non-Tobacco User	33	394.21	404.07
16322PA0050102	Rating Area 3	Tobacco User/Non-Tobacco User	34	399.48	409.47
16322PA0050102	Rating Area 3	Tobacco User/Non-Tobacco User	35	402.11	412.16
16322PA0050102	Rating Area 3	Tobacco User/Non-Tobacco User	36	404.74	414.86
16322PA0050102	Rating Area 3	Tobacco User/Non-Tobacco User	37	407.38	417.56
16322PA0050102	Rating Area 3	Tobacco User/Non-Tobacco User	38	410.01	420.26
16322PA0050102	Rating Area 3	Tobacco User/Non-Tobacco User	39	415.27	425.66
16322PA0050102	Rating Area 3	Tobacco User/Non-Tobacco User	40	420.54	431.05
16322PA0050102	Rating Area 3	Tobacco User/Non-Tobacco User	41	428.44	439.15
16322PA0050102	Rating Area 3	Tobacco User/Non-Tobacco User	42	436.00	446.90
16322PA0050102	Rating Area 3	Tobacco User/Non-Tobacco User	43	446.53	457.70
16322PA0050102	Rating Area 3	Tobacco User/Non-Tobacco User	44	459.70	471.19
16322PA0050102	Rating Area 3	Tobacco User/Non-Tobacco User	45	475.16	487.04
16322PA0050102	Rating Area 3	Tobacco User/Non-Tobacco User	46	493.59	505.93
16322PA0050102	Rating Area 3	Tobacco User/Non-Tobacco User	47	514.32	527.18
16322PA0050102	Rating Area 3	Tobacco User/Non-Tobacco User	48	538.01	551.46
16322PA0050102	Rating Area 3	Tobacco User/Non-Tobacco User	49	561.38	575.41
16322PA0050102	Rating Area 3	Tobacco User/Non-Tobacco User	50	587.70	602.39
16322PA0050102	Rating Area 3	Tobacco User/Non-Tobacco User	51	613.70	629.04
16322PA0050102	Rating Area 3	Tobacco User/Non-Tobacco User	52	642.33	658.38
16322PA0050102	Rating Area 3	Tobacco User/Non-Tobacco User	53	671.28	688.06
16322PA0050102	Rating Area 3	Tobacco User/Non-Tobacco User	54	702.54	720.11
16322PA0050102	Rating Area 3	Tobacco User/Non-Tobacco User	55	733.80	752.15
16322PA0050102	Rating Area 3	Tobacco User/Non-Tobacco User	56	767.70	786.89
16322PA0050102	Rating Area 3	Tobacco User/Non-Tobacco User	57	801.92	821.97
16322PA0050102	Rating Area 3	Tobacco User/Non-Tobacco User	58	838.44	859.41
16322PA0050102	Rating Area 3	Tobacco User/Non-Tobacco User	59	856.54	877.96
16322PA0050102	Rating Area 3	Tobacco User/Non-Tobacco User	60	893.07	915.40
16322PA0050102	Rating Area 3	Tobacco User/Non-Tobacco User	61	924.66	947.78
16322PA0050102	Rating Area 3	Tobacco User/Non-Tobacco User	62	945.39	969.02
16322PA0050102	Rating Area 3	Tobacco User/Non-Tobacco User	63	971.39	995.67
16322PA0050102	Rating Area 3	Tobacco User/Non-Tobacco User	64 and over	987.18	1011.86
16322PA0050102	Rating Area 4	Tobacco User/Non-Tobacco User	0-14	199.49	199.49
16322PA0050102	Rating Area 4	Tobacco User/Non-Tobacco User	15	217.22	217.22
16322PA0050102	Rating Area 4	Tobacco User/Non-Tobacco User	16	224.00	224.00
16322PA0050102	Rating Area 4	Tobacco User/Non-Tobacco User	17	230.78	230.78
16322PA0050102	Rating Area 4	Tobacco User/Non-Tobacco User	18	238.08	244.04
16322PA0050102	Rating Area 4	Tobacco User/Non-Tobacco User	19	245.38	251.52
16322PA0050102	Rating Area 4	Tobacco User/Non-Tobacco User	20	252.95	259.27
16322PA0050102	Rating Area 4	Tobacco User/Non-Tobacco User	21	260.77	267.29
16322PA0050102	Rating Area 4	Tobacco User/Non-Tobacco User	22	260.77	267.29
16322PA0050102	Rating Area 4	Tobacco User/Non-Tobacco User	23	260.77	267.29
16322PA0050102	Rating Area 4	Tobacco User/Non-Tobacco User	24	260.77	267.29
16322PA0050102	Rating Area 4	Tobacco User/Non-Tobacco User	25	261.81	268.36
16322PA0050102	Rating Area 4	Tobacco User/Non-Tobacco User	26	267.03	273.70
16322PA0050102	Rating Area 4	Tobacco User/Non-Tobacco User	27	273.29	280.12
16322PA0050102	Rating Area 4	Tobacco User/Non-Tobacco User	28	283.46	290.54
16322PA0050102	Rating Area 4	Tobacco User/Non-Tobacco User	29	291.80	299.10
16322PA0050102	Rating Area 4	Tobacco User/Non-Tobacco User	30	295.97	303.37
16322PA0050102	Rating Area 4	Tobacco User/Non-Tobacco User	31	302.23	309.79
16322PA0050102	Rating Area 4	Tobacco User/Non-Tobacco User	32	308.49	316.20
16322PA0050102	Rating Area 4	Tobacco User/Non-Tobacco User	33	312.40	320.21
16322PA0050102	Rating Area 4	Tobacco User/Non-Tobacco User	34	316.57	324.49
16322PA0050102	Rating Area 4	Tobacco User/Non-Tobacco User	35	318.66	326.63
16322PA0050102	Rating Area 4	Tobacco User/Non-Tobacco User	36	320.75	328.77
16322PA0050102	Rating Area 4	Tobacco User/Non-Tobacco User	37	322.83	330.90
16322PA0050102	Rating Area 4	Tobacco User/Non-Tobacco User	38	324.92	333.04
16322PA0050102	Rating Area 4	Tobacco User/Non-Tobacco User	39	329.09	337.32
16322PA0050102	Rating Area 4	Tobacco User/Non-Tobacco User	40	333.26	341.60
16322PA0050102	Rating Area 4	Tobacco User/Non-Tobacco User	41	339.52	348.01
16322PA0050102	Rating Area 4	Tobacco User/Non-Tobacco User	42	345.52	354.16
16322PA0050102	Rating Area 4	Tobacco User/Non-Tobacco User	43	353.86	362.71
16322PA0050102	Rating Area 4	Tobacco User/Non-Tobacco User	44	364.30	373.40
16322PA0050102	Rating Area 4	Tobacco User/Non-Tobacco User	45	376.55	385.97
16322PA0050102	Rating Area 4	Tobacco User/Non-Tobacco User	46	391.16	400.93
16322PA0050102	Rating Area 4	Tobacco User/Non-Tobacco User	47	407.58	417.77
16322PA0050102	Rating Area 4	Tobacco User/Non-Tobacco User	48	426.36	437.02
16322PA0050102	Rating Area 4	Tobacco User/Non-Tobacco User	49	444.87	456.00
16322PA0050102	Rating Area 4	Tobacco User/Non-Tobacco User	50	465.74	477.38
16322PA0050102	Rating Area 4	Tobacco User/Non-Tobacco User	51	486.34	498.49
16322PA0050102	Rating Area 4	Tobacco User/Non-Tobacco User	52	509.02	521.75
16322PA0050102	Rating Area 4	Tobacco User/Non-Tobacco User	53	531.97	545.27
16322PA0050102	Rating Area 4	Tobacco User/Non-Tobacco User	54	556.74	570.66
16322PA0050102	Rating Area 4	Tobacco User/Non-Tobacco User	55	581.52	596.06
16322PA0050102	Rating Area 4	Tobacco User/Non-Tobacco User	56	608.38	623.59
16322PA0050102	Rating Area 4	Tobacco User/Non-Tobacco User	57	635.50	651.38
16322PA0050102	Rating Area 4	Tobacco User/Non-Tobacco User	58	664.44	681.05
16322PA0050102	Rating Area 4	Tobacco User/Non-Tobacco User	59	678.78	695.75
16322PA0050102	Rating Area 4	Tobacco User/Non-Tobacco User	60	707.73	725.42
16322PA0050102	Rating Area 4	Tobacco User/Non-Tobacco User	61	732.76	751.08
16322PA0050102	Rating Area 4	Tobacco User/Non-Tobacco User	62	749.19	767.92
16322PA0050102	Rating Area 4	Tobacco User/Non-Tobacco User	63	769.79	789.04
16322PA0050102	Rating Area 4	Tobacco User/Non-Tobacco User	64 and over	782.31	801.87
16322PA0050102	Rating Area 5	Tobacco User/Non-Tobacco User	0-14	199.49	199.49
16322PA0050102	Rating Area 5	Tobacco User/Non-Tobacco User	15	217.22	217.22
16322PA0050102	Rating Area 5	Tobacco User/Non-Tobacco User	16	224.00	224.00
16322PA0050102	Rating Area 5	Tobacco User/Non-Tobacco User	17	230.78	230.78
16322PA0050102	Rating Area 5	Tobacco User/Non-Tobacco User	18	238.08	244.04

16322PA0050102	Rating Area 5	Tobacco User/Non-Tobacco User	19	245.38	251.52
16322PA0050102	Rating Area 5	Tobacco User/Non-Tobacco User	20	252.95	259.27
16322PA0050102	Rating Area 5	Tobacco User/Non-Tobacco User	21	260.77	267.29
16322PA0050102	Rating Area 5	Tobacco User/Non-Tobacco User	22	260.77	267.29
16322PA0050102	Rating Area 5	Tobacco User/Non-Tobacco User	23	260.77	267.29
16322PA0050102	Rating Area 5	Tobacco User/Non-Tobacco User	24	260.77	267.29
16322PA0050102	Rating Area 5	Tobacco User/Non-Tobacco User	25	261.81	268.36
16322PA0050102	Rating Area 5	Tobacco User/Non-Tobacco User	26	267.03	273.70
16322PA0050102	Rating Area 5	Tobacco User/Non-Tobacco User	27	273.29	280.12
16322PA0050102	Rating Area 5	Tobacco User/Non-Tobacco User	28	283.46	290.54
16322PA0050102	Rating Area 5	Tobacco User/Non-Tobacco User	29	291.80	299.10
16322PA0050102	Rating Area 5	Tobacco User/Non-Tobacco User	30	295.97	303.37
16322PA0050102	Rating Area 5	Tobacco User/Non-Tobacco User	31	302.23	309.79
16322PA0050102	Rating Area 5	Tobacco User/Non-Tobacco User	32	308.49	316.20
16322PA0050102	Rating Area 5	Tobacco User/Non-Tobacco User	33	312.40	320.21
16322PA0050102	Rating Area 5	Tobacco User/Non-Tobacco User	34	316.57	324.49
16322PA0050102	Rating Area 5	Tobacco User/Non-Tobacco User	35	318.66	326.83
16322PA0050102	Rating Area 5	Tobacco User/Non-Tobacco User	36	320.75	328.77
16322PA0050102	Rating Area 5	Tobacco User/Non-Tobacco User	37	322.83	330.90
16322PA0050102	Rating Area 5	Tobacco User/Non-Tobacco User	38	324.92	333.04
16322PA0050102	Rating Area 5	Tobacco User/Non-Tobacco User	39	329.09	337.32
16322PA0050102	Rating Area 5	Tobacco User/Non-Tobacco User	40	333.26	341.60
16322PA0050102	Rating Area 5	Tobacco User/Non-Tobacco User	41	339.52	348.01
16322PA0050102	Rating Area 5	Tobacco User/Non-Tobacco User	42	345.52	354.16
16322PA0050102	Rating Area 5	Tobacco User/Non-Tobacco User	43	353.86	362.71
16322PA0050102	Rating Area 5	Tobacco User/Non-Tobacco User	44	364.30	373.40
16322PA0050102	Rating Area 5	Tobacco User/Non-Tobacco User	45	376.55	385.97
16322PA0050102	Rating Area 5	Tobacco User/Non-Tobacco User	46	391.16	400.93
16322PA0050102	Rating Area 5	Tobacco User/Non-Tobacco User	47	407.58	417.77
16322PA0050102	Rating Area 5	Tobacco User/Non-Tobacco User	48	426.36	437.02
16322PA0050102	Rating Area 5	Tobacco User/Non-Tobacco User	49	444.87	456.00
16322PA0050102	Rating Area 5	Tobacco User/Non-Tobacco User	50	465.74	477.38
16322PA0050102	Rating Area 5	Tobacco User/Non-Tobacco User	51	486.34	498.49
16322PA0050102	Rating Area 5	Tobacco User/Non-Tobacco User	52	509.02	521.75
16322PA0050102	Rating Area 5	Tobacco User/Non-Tobacco User	53	531.97	545.27
16322PA0050102	Rating Area 5	Tobacco User/Non-Tobacco User	54	556.74	570.66
16322PA0050102	Rating Area 5	Tobacco User/Non-Tobacco User	55	581.52	596.06
16322PA0050102	Rating Area 5	Tobacco User/Non-Tobacco User	56	608.38	623.59
16322PA0050102	Rating Area 5	Tobacco User/Non-Tobacco User	57	635.50	651.38
16322PA0050102	Rating Area 5	Tobacco User/Non-Tobacco User	58	664.44	681.05
16322PA0050102	Rating Area 5	Tobacco User/Non-Tobacco User	59	678.78	695.75
16322PA0050102	Rating Area 5	Tobacco User/Non-Tobacco User	60	707.73	725.42
16322PA0050102	Rating Area 5	Tobacco User/Non-Tobacco User	61	732.76	751.08
16322PA0050102	Rating Area 5	Tobacco User/Non-Tobacco User	62	749.19	767.92
16322PA0050102	Rating Area 5	Tobacco User/Non-Tobacco User	63	769.79	789.04
16322PA0050102	Rating Area 5	Tobacco User/Non-Tobacco User	64 and over	782.31	801.87
16322PA0050103	Rating Area 1	Tobacco User/Non-Tobacco User	0-14	199.60	199.60
16322PA0050103	Rating Area 1	Tobacco User/Non-Tobacco User	15	217.35	217.35
16322PA0050103	Rating Area 1	Tobacco User/Non-Tobacco User	16	224.13	224.13
16322PA0050103	Rating Area 1	Tobacco User/Non-Tobacco User	17	230.91	230.91
16322PA0050103	Rating Area 1	Tobacco User/Non-Tobacco User	18	238.22	244.18
16322PA0050103	Rating Area 1	Tobacco User/Non-Tobacco User	19	245.53	251.66
16322PA0050103	Rating Area 1	Tobacco User/Non-Tobacco User	20	253.09	259.42
16322PA0050103	Rating Area 1	Tobacco User/Non-Tobacco User	21	260.92	267.44
16322PA0050103	Rating Area 1	Tobacco User/Non-Tobacco User	22	260.92	267.44
16322PA0050103	Rating Area 1	Tobacco User/Non-Tobacco User	23	260.92	267.44
16322PA0050103	Rating Area 1	Tobacco User/Non-Tobacco User	24	260.92	267.44
16322PA0050103	Rating Area 1	Tobacco User/Non-Tobacco User	25	261.96	268.51
16322PA0050103	Rating Area 1	Tobacco User/Non-Tobacco User	26	267.18	273.86
16322PA0050103	Rating Area 1	Tobacco User/Non-Tobacco User	27	273.44	280.28
16322PA0050103	Rating Area 1	Tobacco User/Non-Tobacco User	28	283.62	290.71
16322PA0050103	Rating Area 1	Tobacco User/Non-Tobacco User	29	291.97	299.27
16322PA0050103	Rating Area 1	Tobacco User/Non-Tobacco User	30	296.14	303.55
16322PA0050103	Rating Area 1	Tobacco User/Non-Tobacco User	31	302.41	309.97
16322PA0050103	Rating Area 1	Tobacco User/Non-Tobacco User	32	308.67	316.39
16322PA0050103	Rating Area 1	Tobacco User/Non-Tobacco User	33	312.58	320.40
16322PA0050103	Rating Area 1	Tobacco User/Non-Tobacco User	34	316.76	324.68
16322PA0050103	Rating Area 1	Tobacco User/Non-Tobacco User	35	318.84	326.82
16322PA0050103	Rating Area 1	Tobacco User/Non-Tobacco User	36	320.93	328.95
16322PA0050103	Rating Area 1	Tobacco User/Non-Tobacco User	37	323.02	331.09
16322PA0050103	Rating Area 1	Tobacco User/Non-Tobacco User	38	325.11	333.23
16322PA0050103	Rating Area 1	Tobacco User/Non-Tobacco User	39	329.28	337.51
16322PA0050103	Rating Area 1	Tobacco User/Non-Tobacco User	40	333.46	341.79
16322PA0050103	Rating Area 1	Tobacco User/Non-Tobacco User	41	339.72	348.21
16322PA0050103	Rating Area 1	Tobacco User/Non-Tobacco User	42	345.72	354.36
16322PA0050103	Rating Area 1	Tobacco User/Non-Tobacco User	43	354.07	362.92
16322PA0050103	Rating Area 1	Tobacco User/Non-Tobacco User	44	364.51	373.62
16322PA0050103	Rating Area 1	Tobacco User/Non-Tobacco User	45	376.77	386.19
16322PA0050103	Rating Area 1	Tobacco User/Non-Tobacco User	46	391.38	401.16
16322PA0050103	Rating Area 1	Tobacco User/Non-Tobacco User	47	407.82	418.01
16322PA0050103	Rating Area 1	Tobacco User/Non-Tobacco User	48	426.60	437.27
16322PA0050103	Rating Area 1	Tobacco User/Non-Tobacco User	49	445.13	456.26
16322PA0050103	Rating Area 1	Tobacco User/Non-Tobacco User	50	466.00	477.65
16322PA0050103	Rating Area 1	Tobacco User/Non-Tobacco User	51	486.62	498.78
16322PA0050103	Rating Area 1	Tobacco User/Non-Tobacco User	52	509.32	522.05
16322PA0050103	Rating Area 1	Tobacco User/Non-Tobacco User	53	532.28	545.58
16322PA0050103	Rating Area 1	Tobacco User/Non-Tobacco User	54	557.06	570.99
16322PA0050103	Rating Area 1	Tobacco User/Non-Tobacco User	55	581.85	596.40
16322PA0050103	Rating Area 1	Tobacco User/Non-Tobacco User	56	608.73	623.94
16322PA0050103	Rating Area 1	Tobacco User/Non-Tobacco User	57	635.86	651.76
16322PA0050103	Rating Area 1	Tobacco User/Non-Tobacco User	58	664.82	681.44
16322PA0050103	Rating Area 1	Tobacco User/Non-Tobacco User	59	679.17	696.15
16322PA0050103	Rating Area 1	Tobacco User/Non-Tobacco User	60	708.14	725.84
16322PA0050103	Rating Area 1	Tobacco User/Non-Tobacco User	61	733.19	751.51
16322PA0050103	Rating Area 1	Tobacco User/Non-Tobacco User	62	749.62	768.36
16322PA0050103	Rating Area 1	Tobacco User/Non-Tobacco User	63	770.24	789.49
16322PA0050103	Rating Area 1	Tobacco User/Non-Tobacco User	64 and over	782.76	802.33
16322PA0050103	Rating Area 3	Tobacco User/Non-Tobacco User	0-14	251.88	251.88
16322PA0050103	Rating Area 3	Tobacco User/Non-Tobacco User	15	274.27	274.27
16322PA0050103	Rating Area 3	Tobacco User/Non-Tobacco User	16	282.83	282.83
16322PA0050103	Rating Area 3	Tobacco User/Non-Tobacco User	17	291.39	291.39
16322PA0050103	Rating Area 3	Tobacco User/Non-Tobacco User	18	300.61	308.12
16322PA0050103	Rating Area 3	Tobacco User/Non-Tobacco User	19	309.82	317.57
16322PA0050103	Rating Area 3	Tobacco User/Non-Tobacco User	20	319.37	327.36
16322PA0050103	Rating Area 3	Tobacco User/Non-Tobacco User	21	329.25	337.48

16322PA0050103	Rating Area 3	Tobacco User/Non-Tobacco User	22	329.25	337.48
16322PA0050103	Rating Area 3	Tobacco User/Non-Tobacco User	23	329.25	337.48
16322PA0050103	Rating Area 3	Tobacco User/Non-Tobacco User	24	329.25	337.48
16322PA0050103	Rating Area 3	Tobacco User/Non-Tobacco User	25	330.57	338.83
16322PA0050103	Rating Area 3	Tobacco User/Non-Tobacco User	26	337.15	345.58
16322PA0050103	Rating Area 3	Tobacco User/Non-Tobacco User	27	345.05	353.68
16322PA0050103	Rating Area 3	Tobacco User/Non-Tobacco User	28	357.89	366.84
16322PA0050103	Rating Area 3	Tobacco User/Non-Tobacco User	29	368.43	377.64
16322PA0050103	Rating Area 3	Tobacco User/Non-Tobacco User	30	373.70	383.04
16322PA0050103	Rating Area 3	Tobacco User/Non-Tobacco User	31	381.60	391.14
16322PA0050103	Rating Area 3	Tobacco User/Non-Tobacco User	32	389.50	399.24
16322PA0050103	Rating Area 3	Tobacco User/Non-Tobacco User	33	394.44	404.30
16322PA0050103	Rating Area 3	Tobacco User/Non-Tobacco User	34	399.71	409.70
16322PA0050103	Rating Area 3	Tobacco User/Non-Tobacco User	35	402.34	412.40
16322PA0050103	Rating Area 3	Tobacco User/Non-Tobacco User	36	404.98	415.10
16322PA0050103	Rating Area 3	Tobacco User/Non-Tobacco User	37	407.61	417.80
16322PA0050103	Rating Area 3	Tobacco User/Non-Tobacco User	38	410.25	420.50
16322PA0050103	Rating Area 3	Tobacco User/Non-Tobacco User	39	415.51	425.90
16322PA0050103	Rating Area 3	Tobacco User/Non-Tobacco User	40	420.78	431.30
16322PA0050103	Rating Area 3	Tobacco User/Non-Tobacco User	41	428.68	439.40
16322PA0050103	Rating Area 3	Tobacco User/Non-Tobacco User	42	436.26	447.16
16322PA0050103	Rating Area 3	Tobacco User/Non-Tobacco User	43	446.79	457.96
16322PA0050103	Rating Area 3	Tobacco User/Non-Tobacco User	44	459.96	471.46
16322PA0050103	Rating Area 3	Tobacco User/Non-Tobacco User	45	475.44	487.32
16322PA0050103	Rating Area 3	Tobacco User/Non-Tobacco User	46	493.88	506.22
16322PA0050103	Rating Area 3	Tobacco User/Non-Tobacco User	47	514.62	527.48
16322PA0050103	Rating Area 3	Tobacco User/Non-Tobacco User	48	538.32	551.78
16322PA0050103	Rating Area 3	Tobacco User/Non-Tobacco User	49	561.70	575.74
16322PA0050103	Rating Area 3	Tobacco User/Non-Tobacco User	50	588.04	602.74
16322PA0050103	Rating Area 3	Tobacco User/Non-Tobacco User	51	614.05	629.40
16322PA0050103	Rating Area 3	Tobacco User/Non-Tobacco User	52	642.70	658.76
16322PA0050103	Rating Area 3	Tobacco User/Non-Tobacco User	53	671.67	688.46
16322PA0050103	Rating Area 3	Tobacco User/Non-Tobacco User	54	702.95	720.52
16322PA0050103	Rating Area 3	Tobacco User/Non-Tobacco User	55	734.23	752.58
16322PA0050103	Rating Area 3	Tobacco User/Non-Tobacco User	56	768.14	787.34
16322PA0050103	Rating Area 3	Tobacco User/Non-Tobacco User	57	802.38	822.44
16322PA0050103	Rating Area 3	Tobacco User/Non-Tobacco User	58	838.93	859.90
16322PA0050103	Rating Area 3	Tobacco User/Non-Tobacco User	59	867.04	878.46
16322PA0050103	Rating Area 3	Tobacco User/Non-Tobacco User	60	893.58	915.92
16322PA0050103	Rating Area 3	Tobacco User/Non-Tobacco User	61	925.19	948.32
16322PA0050103	Rating Area 3	Tobacco User/Non-Tobacco User	62	945.94	969.58
16322PA0050103	Rating Area 3	Tobacco User/Non-Tobacco User	63	971.95	996.24
16322PA0050103	Rating Area 3	Tobacco User/Non-Tobacco User	64 and over	987.75	1012.44
16322PA0050103	Rating Area 4	Tobacco User/Non-Tobacco User	0-14	199.60	199.60
16322PA0050103	Rating Area 4	Tobacco User/Non-Tobacco User	15	217.35	217.35
16322PA0050103	Rating Area 4	Tobacco User/Non-Tobacco User	16	224.13	224.13
16322PA0050103	Rating Area 4	Tobacco User/Non-Tobacco User	17	230.91	230.91
16322PA0050103	Rating Area 4	Tobacco User/Non-Tobacco User	18	238.22	244.18
16322PA0050103	Rating Area 4	Tobacco User/Non-Tobacco User	19	245.53	251.66
16322PA0050103	Rating Area 4	Tobacco User/Non-Tobacco User	20	253.09	259.42
16322PA0050103	Rating Area 4	Tobacco User/Non-Tobacco User	21	260.92	267.44
16322PA0050103	Rating Area 4	Tobacco User/Non-Tobacco User	22	260.92	267.44
16322PA0050103	Rating Area 4	Tobacco User/Non-Tobacco User	23	260.92	267.44
16322PA0050103	Rating Area 4	Tobacco User/Non-Tobacco User	24	260.92	267.44
16322PA0050103	Rating Area 4	Tobacco User/Non-Tobacco User	25	261.96	268.51
16322PA0050103	Rating Area 4	Tobacco User/Non-Tobacco User	26	267.18	273.86
16322PA0050103	Rating Area 4	Tobacco User/Non-Tobacco User	27	273.44	280.28
16322PA0050103	Rating Area 4	Tobacco User/Non-Tobacco User	28	283.62	290.71
16322PA0050103	Rating Area 4	Tobacco User/Non-Tobacco User	29	291.97	299.27
16322PA0050103	Rating Area 4	Tobacco User/Non-Tobacco User	30	296.14	303.55
16322PA0050103	Rating Area 4	Tobacco User/Non-Tobacco User	31	302.41	309.97
16322PA0050103	Rating Area 4	Tobacco User/Non-Tobacco User	32	308.67	316.39
16322PA0050103	Rating Area 4	Tobacco User/Non-Tobacco User	33	312.58	320.40
16322PA0050103	Rating Area 4	Tobacco User/Non-Tobacco User	34	316.76	324.68
16322PA0050103	Rating Area 4	Tobacco User/Non-Tobacco User	35	318.84	326.82
16322PA0050103	Rating Area 4	Tobacco User/Non-Tobacco User	36	320.93	328.95
16322PA0050103	Rating Area 4	Tobacco User/Non-Tobacco User	37	323.02	331.09
16322PA0050103	Rating Area 4	Tobacco User/Non-Tobacco User	38	325.11	333.23
16322PA0050103	Rating Area 4	Tobacco User/Non-Tobacco User	39	329.28	337.51
16322PA0050103	Rating Area 4	Tobacco User/Non-Tobacco User	40	333.46	341.79
16322PA0050103	Rating Area 4	Tobacco User/Non-Tobacco User	41	339.72	348.21
16322PA0050103	Rating Area 4	Tobacco User/Non-Tobacco User	42	345.72	354.36
16322PA0050103	Rating Area 4	Tobacco User/Non-Tobacco User	43	354.07	362.92
16322PA0050103	Rating Area 4	Tobacco User/Non-Tobacco User	44	364.51	373.62
16322PA0050103	Rating Area 4	Tobacco User/Non-Tobacco User	45	376.77	386.19
16322PA0050103	Rating Area 4	Tobacco User/Non-Tobacco User	46	391.38	401.16
16322PA0050103	Rating Area 4	Tobacco User/Non-Tobacco User	47	407.82	418.01
16322PA0050103	Rating Area 4	Tobacco User/Non-Tobacco User	48	426.60	437.27
16322PA0050103	Rating Area 4	Tobacco User/Non-Tobacco User	49	445.13	456.26
16322PA0050103	Rating Area 4	Tobacco User/Non-Tobacco User	50	466.00	477.65
16322PA0050103	Rating Area 4	Tobacco User/Non-Tobacco User	51	486.62	498.78
16322PA0050103	Rating Area 4	Tobacco User/Non-Tobacco User	52	509.32	522.05
16322PA0050103	Rating Area 4	Tobacco User/Non-Tobacco User	53	532.28	545.58
16322PA0050103	Rating Area 4	Tobacco User/Non-Tobacco User	54	557.06	570.99
16322PA0050103	Rating Area 4	Tobacco User/Non-Tobacco User	55	581.85	596.40
16322PA0050103	Rating Area 4	Tobacco User/Non-Tobacco User	56	608.73	623.94
16322PA0050103	Rating Area 4	Tobacco User/Non-Tobacco User	57	635.86	651.76
16322PA0050103	Rating Area 4	Tobacco User/Non-Tobacco User	58	664.82	681.44
16322PA0050103	Rating Area 4	Tobacco User/Non-Tobacco User	59	679.17	696.15
16322PA0050103	Rating Area 4	Tobacco User/Non-Tobacco User	60	708.14	725.84
16322PA0050103	Rating Area 4	Tobacco User/Non-Tobacco User	61	733.19	751.61
16322PA0050103	Rating Area 4	Tobacco User/Non-Tobacco User	62	749.62	768.36
16322PA0050103	Rating Area 4	Tobacco User/Non-Tobacco User	63	770.24	789.49
16322PA0050103	Rating Area 4	Tobacco User/Non-Tobacco User	64 and over	782.76	802.33
16322PA0050103	Rating Area 5	Tobacco User/Non-Tobacco User	0-14	199.60	199.60
16322PA0050103	Rating Area 5	Tobacco User/Non-Tobacco User	15	217.35	217.35
16322PA0050103	Rating Area 5	Tobacco User/Non-Tobacco User	16	224.13	224.13
16322PA0050103	Rating Area 5	Tobacco User/Non-Tobacco User	17	230.91	230.91
16322PA0050103	Rating Area 5	Tobacco User/Non-Tobacco User	18	238.22	244.18
16322PA0050103	Rating Area 5	Tobacco User/Non-Tobacco User	19	245.53	251.66
16322PA0050103	Rating Area 5	Tobacco User/Non-Tobacco User	20	253.09	259.42
16322PA0050103	Rating Area 5	Tobacco User/Non-Tobacco User	21	260.92	267.44
16322PA0050103	Rating Area 5	Tobacco User/Non-Tobacco User	22	260.92	267.44
16322PA0050103	Rating Area 5	Tobacco User/Non-Tobacco User	23	260.92	267.44
16322PA0050103	Rating Area 5	Tobacco User/Non-Tobacco User	24	260.92	267.44

16322PA0050103	Rating Area 5	Tobacco User/Non-Tobacco User	25	261.96	268.51
16322PA0050103	Rating Area 5	Tobacco User/Non-Tobacco User	26	267.18	273.86
16322PA0050103	Rating Area 5	Tobacco User/Non-Tobacco User	27	273.44	280.28
16322PA0050103	Rating Area 5	Tobacco User/Non-Tobacco User	28	283.62	290.71
16322PA0050103	Rating Area 5	Tobacco User/Non-Tobacco User	29	291.97	299.27
16322PA0050103	Rating Area 5	Tobacco User/Non-Tobacco User	30	296.14	303.55
16322PA0050103	Rating Area 5	Tobacco User/Non-Tobacco User	31	302.41	309.97
16322PA0050103	Rating Area 5	Tobacco User/Non-Tobacco User	32	308.67	316.39
16322PA0050103	Rating Area 5	Tobacco User/Non-Tobacco User	33	312.58	320.40
16322PA0050103	Rating Area 5	Tobacco User/Non-Tobacco User	34	316.76	324.68
16322PA0050103	Rating Area 5	Tobacco User/Non-Tobacco User	35	318.84	326.82
16322PA0050103	Rating Area 5	Tobacco User/Non-Tobacco User	36	320.93	328.95
16322PA0050103	Rating Area 5	Tobacco User/Non-Tobacco User	37	323.02	331.09
16322PA0050103	Rating Area 5	Tobacco User/Non-Tobacco User	38	325.11	333.23
16322PA0050103	Rating Area 5	Tobacco User/Non-Tobacco User	39	329.28	337.51
16322PA0050103	Rating Area 5	Tobacco User/Non-Tobacco User	40	333.46	341.79
16322PA0050103	Rating Area 5	Tobacco User/Non-Tobacco User	41	339.72	348.21
16322PA0050103	Rating Area 5	Tobacco User/Non-Tobacco User	42	345.72	354.36
16322PA0050103	Rating Area 5	Tobacco User/Non-Tobacco User	43	354.07	362.92
16322PA0050103	Rating Area 5	Tobacco User/Non-Tobacco User	44	364.51	373.62
16322PA0050103	Rating Area 5	Tobacco User/Non-Tobacco User	45	376.77	386.19
16322PA0050103	Rating Area 5	Tobacco User/Non-Tobacco User	46	391.38	401.16
16322PA0050103	Rating Area 5	Tobacco User/Non-Tobacco User	47	407.82	418.01
16322PA0050103	Rating Area 5	Tobacco User/Non-Tobacco User	48	426.60	437.27
16322PA0050103	Rating Area 5	Tobacco User/Non-Tobacco User	49	445.13	456.26
16322PA0050103	Rating Area 5	Tobacco User/Non-Tobacco User	50	466.00	477.65
16322PA0050103	Rating Area 5	Tobacco User/Non-Tobacco User	51	486.62	498.78
16322PA0050103	Rating Area 5	Tobacco User/Non-Tobacco User	52	509.32	522.05
16322PA0050103	Rating Area 5	Tobacco User/Non-Tobacco User	53	532.28	545.58
16322PA0050103	Rating Area 5	Tobacco User/Non-Tobacco User	54	557.06	570.99
16322PA0050103	Rating Area 5	Tobacco User/Non-Tobacco User	55	581.85	596.40
16322PA0050103	Rating Area 5	Tobacco User/Non-Tobacco User	56	608.73	623.94
16322PA0050103	Rating Area 5	Tobacco User/Non-Tobacco User	57	635.86	651.76
16322PA0050103	Rating Area 5	Tobacco User/Non-Tobacco User	58	664.82	681.44
16322PA0050103	Rating Area 5	Tobacco User/Non-Tobacco User	59	679.17	696.15
16322PA0050103	Rating Area 5	Tobacco User/Non-Tobacco User	60	708.14	725.84
16322PA0050103	Rating Area 5	Tobacco User/Non-Tobacco User	61	733.19	751.51
16322PA0050103	Rating Area 5	Tobacco User/Non-Tobacco User	62	749.62	768.36
16322PA0050103	Rating Area 5	Tobacco User/Non-Tobacco User	63	770.24	789.49
16322PA0050103	Rating Area 5	Tobacco User/Non-Tobacco User	64 and over	782.76	802.33
16322PA0050104	Rating Area 1	Tobacco User/Non-Tobacco User	0-14	196.32	196.32
16322PA0050104	Rating Area 1	Tobacco User/Non-Tobacco User	15	213.77	213.77
16322PA0050104	Rating Area 1	Tobacco User/Non-Tobacco User	16	220.45	220.45
16322PA0050104	Rating Area 1	Tobacco User/Non-Tobacco User	17	227.12	227.12
16322PA0050104	Rating Area 1	Tobacco User/Non-Tobacco User	18	234.30	240.16
16322PA0050104	Rating Area 1	Tobacco User/Non-Tobacco User	19	241.49	247.53
16322PA0050104	Rating Area 1	Tobacco User/Non-Tobacco User	20	248.93	255.15
16322PA0050104	Rating Area 1	Tobacco User/Non-Tobacco User	21	256.63	263.05
16322PA0050104	Rating Area 1	Tobacco User/Non-Tobacco User	22	256.63	263.05
16322PA0050104	Rating Area 1	Tobacco User/Non-Tobacco User	23	256.63	263.05
16322PA0050104	Rating Area 1	Tobacco User/Non-Tobacco User	24	256.63	263.05
16322PA0050104	Rating Area 1	Tobacco User/Non-Tobacco User	25	257.66	264.10
16322PA0050104	Rating Area 1	Tobacco User/Non-Tobacco User	26	262.79	269.36
16322PA0050104	Rating Area 1	Tobacco User/Non-Tobacco User	27	268.95	275.67
16322PA0050104	Rating Area 1	Tobacco User/Non-Tobacco User	28	278.96	285.93
16322PA0050104	Rating Area 1	Tobacco User/Non-Tobacco User	29	287.17	294.35
16322PA0050104	Rating Area 1	Tobacco User/Non-Tobacco User	30	291.28	298.56
16322PA0050104	Rating Area 1	Tobacco User/Non-Tobacco User	31	297.43	304.87
16322PA0050104	Rating Area 1	Tobacco User/Non-Tobacco User	32	303.59	311.18
16322PA0050104	Rating Area 1	Tobacco User/Non-Tobacco User	33	307.44	315.13
16322PA0050104	Rating Area 1	Tobacco User/Non-Tobacco User	34	311.55	319.34
16322PA0050104	Rating Area 1	Tobacco User/Non-Tobacco User	35	313.60	321.44
16322PA0050104	Rating Area 1	Tobacco User/Non-Tobacco User	36	315.65	323.55
16322PA0050104	Rating Area 1	Tobacco User/Non-Tobacco User	37	317.71	325.65
16322PA0050104	Rating Area 1	Tobacco User/Non-Tobacco User	38	319.76	327.76
16322PA0050104	Rating Area 1	Tobacco User/Non-Tobacco User	39	323.87	331.96
16322PA0050104	Rating Area 1	Tobacco User/Non-Tobacco User	40	327.97	336.17
16322PA0050104	Rating Area 1	Tobacco User/Non-Tobacco User	41	334.13	342.49
16322PA0050104	Rating Area 1	Tobacco User/Non-Tobacco User	42	340.03	348.54
16322PA0050104	Rating Area 1	Tobacco User/Non-Tobacco User	43	348.25	356.95
16322PA0050104	Rating Area 1	Tobacco User/Non-Tobacco User	44	358.51	367.47
16322PA0050104	Rating Area 1	Tobacco User/Non-Tobacco User	45	370.57	379.84
16322PA0050104	Rating Area 1	Tobacco User/Non-Tobacco User	46	384.95	394.57
16322PA0050104	Rating Area 1	Tobacco User/Non-Tobacco User	47	401.11	411.14
16322PA0050104	Rating Area 1	Tobacco User/Non-Tobacco User	48	419.59	430.08
16322PA0050104	Rating Area 1	Tobacco User/Non-Tobacco User	49	437.81	448.76
16322PA0050104	Rating Area 1	Tobacco User/Non-Tobacco User	50	458.34	469.80
16322PA0050104	Rating Area 1	Tobacco User/Non-Tobacco User	51	478.61	490.58
16322PA0050104	Rating Area 1	Tobacco User/Non-Tobacco User	52	500.94	513.47
16322PA0050104	Rating Area 1	Tobacco User/Non-Tobacco User	53	523.53	536.61
16322PA0050104	Rating Area 1	Tobacco User/Non-Tobacco User	54	547.91	561.60
16322PA0050104	Rating Area 1	Tobacco User/Non-Tobacco User	55	572.28	586.59
16322PA0050104	Rating Area 1	Tobacco User/Non-Tobacco User	56	598.72	613.69
16322PA0050104	Rating Area 1	Tobacco User/Non-Tobacco User	57	625.41	641.04
16322PA0050104	Rating Area 1	Tobacco User/Non-Tobacco User	58	653.89	670.24
16322PA0050104	Rating Area 1	Tobacco User/Non-Tobacco User	59	668.01	684.71
16322PA0050104	Rating Area 1	Tobacco User/Non-Tobacco User	60	696.49	713.91
16322PA0050104	Rating Area 1	Tobacco User/Non-Tobacco User	61	721.13	739.16
16322PA0050104	Rating Area 1	Tobacco User/Non-Tobacco User	62	737.30	755.73
16322PA0050104	Rating Area 1	Tobacco User/Non-Tobacco User	63	757.57	776.51
16322PA0050104	Rating Area 1	Tobacco User/Non-Tobacco User	64 and over	769.89	789.14
16322PA0050104	Rating Area 3	Tobacco User/Non-Tobacco User	0-14	247.74	247.74
16322PA0050104	Rating Area 3	Tobacco User/Non-Tobacco User	15	269.76	269.76
16322PA0050104	Rating Area 3	Tobacco User/Non-Tobacco User	16	278.18	278.18
16322PA0050104	Rating Area 3	Tobacco User/Non-Tobacco User	17	286.60	286.60
16322PA0050104	Rating Area 3	Tobacco User/Non-Tobacco User	18	295.67	303.06
16322PA0050104	Rating Area 3	Tobacco User/Non-Tobacco User	19	304.73	312.35
16322PA0050104	Rating Area 3	Tobacco User/Non-Tobacco User	20	314.12	321.98
16322PA0050104	Rating Area 3	Tobacco User/Non-Tobacco User	21	323.84	331.94
16322PA0050104	Rating Area 3	Tobacco User/Non-Tobacco User	22	323.84	331.94
16322PA0050104	Rating Area 3	Tobacco User/Non-Tobacco User	23	323.84	331.94
16322PA0050104	Rating Area 3	Tobacco User/Non-Tobacco User	24	323.84	331.94
16322PA0050104	Rating Area 3	Tobacco User/Non-Tobacco User	25	325.14	333.26
16322PA0050104	Rating Area 3	Tobacco User/Non-Tobacco User	26	331.61	339.90
16322PA0050104	Rating Area 3	Tobacco User/Non-Tobacco User	27	339.38	347.87

16322PA0050104	Rating Area 3	Tobacco User/Non-Tobacco User	28	352.01	360.81
16322PA0050104	Rating Area 3	Tobacco User/Non-Tobacco User	29	362.38	371.44
16322PA0050104	Rating Area 3	Tobacco User/Non-Tobacco User	30	367.56	376.75
16322PA0050104	Rating Area 3	Tobacco User/Non-Tobacco User	31	375.33	384.71
16322PA0050104	Rating Area 3	Tobacco User/Non-Tobacco User	32	383.10	392.68
16322PA0050104	Rating Area 3	Tobacco User/Non-Tobacco User	33	387.96	397.66
16322PA0050104	Rating Area 3	Tobacco User/Non-Tobacco User	34	393.14	402.97
16322PA0050104	Rating Area 3	Tobacco User/Non-Tobacco User	35	395.73	405.63
16322PA0050104	Rating Area 3	Tobacco User/Non-Tobacco User	36	398.32	408.28
16322PA0050104	Rating Area 3	Tobacco User/Non-Tobacco User	37	400.91	410.94
16322PA0050104	Rating Area 3	Tobacco User/Non-Tobacco User	38	403.50	413.59
16322PA0050104	Rating Area 3	Tobacco User/Non-Tobacco User	39	408.69	418.90
16322PA0050104	Rating Area 3	Tobacco User/Non-Tobacco User	40	413.87	424.21
16322PA0050104	Rating Area 3	Tobacco User/Non-Tobacco User	41	421.64	432.18
16322PA0050104	Rating Area 3	Tobacco User/Non-Tobacco User	42	429.09	439.82
16322PA0050104	Rating Area 3	Tobacco User/Non-Tobacco User	43	439.45	450.44
16322PA0050104	Rating Area 3	Tobacco User/Non-Tobacco User	44	452.40	463.71
16322PA0050104	Rating Area 3	Tobacco User/Non-Tobacco User	45	467.62	479.32
16322PA0050104	Rating Area 3	Tobacco User/Non-Tobacco User	46	485.76	497.90
16322PA0050104	Rating Area 3	Tobacco User/Non-Tobacco User	47	506.16	518.82
16322PA0050104	Rating Area 3	Tobacco User/Non-Tobacco User	48	529.48	542.72
16322PA0050104	Rating Area 3	Tobacco User/Non-Tobacco User	49	552.47	566.28
16322PA0050104	Rating Area 3	Tobacco User/Non-Tobacco User	50	578.38	592.84
16322PA0050104	Rating Area 3	Tobacco User/Non-Tobacco User	51	603.96	619.06
16322PA0050104	Rating Area 3	Tobacco User/Non-Tobacco User	52	632.14	647.94
16322PA0050104	Rating Area 3	Tobacco User/Non-Tobacco User	53	660.63	677.15
16322PA0050104	Rating Area 3	Tobacco User/Non-Tobacco User	54	691.40	708.68
16322PA0050104	Rating Area 3	Tobacco User/Non-Tobacco User	55	722.16	740.22
16322PA0050104	Rating Area 3	Tobacco User/Non-Tobacco User	56	755.52	774.41
16322PA0050104	Rating Area 3	Tobacco User/Non-Tobacco User	57	789.20	808.93
16322PA0050104	Rating Area 3	Tobacco User/Non-Tobacco User	58	825.14	845.77
16322PA0050104	Rating Area 3	Tobacco User/Non-Tobacco User	59	842.96	864.03
16322PA0050104	Rating Area 3	Tobacco User/Non-Tobacco User	60	878.90	900.87
16322PA0050104	Rating Area 3	Tobacco User/Non-Tobacco User	61	909.99	932.74
16322PA0050104	Rating Area 3	Tobacco User/Non-Tobacco User	62	930.39	953.65
16322PA0050104	Rating Area 3	Tobacco User/Non-Tobacco User	63	955.98	979.88
16322PA0050104	Rating Area 3	Tobacco User/Non-Tobacco User	64 and over	971.52	995.81
16322PA0050104	Rating Area 4	Tobacco User/Non-Tobacco User	0-14	196.32	196.32
16322PA0050104	Rating Area 4	Tobacco User/Non-Tobacco User	15	213.77	213.77
16322PA0050104	Rating Area 4	Tobacco User/Non-Tobacco User	16	220.45	220.45
16322PA0050104	Rating Area 4	Tobacco User/Non-Tobacco User	17	227.12	227.12
16322PA0050104	Rating Area 4	Tobacco User/Non-Tobacco User	18	234.30	240.16
16322PA0050104	Rating Area 4	Tobacco User/Non-Tobacco User	19	241.49	247.53
16322PA0050104	Rating Area 4	Tobacco User/Non-Tobacco User	20	248.93	255.15
16322PA0050104	Rating Area 4	Tobacco User/Non-Tobacco User	21	256.63	263.05
16322PA0050104	Rating Area 4	Tobacco User/Non-Tobacco User	22	256.63	263.05
16322PA0050104	Rating Area 4	Tobacco User/Non-Tobacco User	23	256.63	263.05
16322PA0050104	Rating Area 4	Tobacco User/Non-Tobacco User	24	256.63	263.05
16322PA0050104	Rating Area 4	Tobacco User/Non-Tobacco User	25	257.66	264.10
16322PA0050104	Rating Area 4	Tobacco User/Non-Tobacco User	26	262.79	269.36
16322PA0050104	Rating Area 4	Tobacco User/Non-Tobacco User	27	268.95	275.67
16322PA0050104	Rating Area 4	Tobacco User/Non-Tobacco User	28	278.96	285.93
16322PA0050104	Rating Area 4	Tobacco User/Non-Tobacco User	29	287.17	294.35
16322PA0050104	Rating Area 4	Tobacco User/Non-Tobacco User	30	291.28	298.56
16322PA0050104	Rating Area 4	Tobacco User/Non-Tobacco User	31	297.43	304.87
16322PA0050104	Rating Area 4	Tobacco User/Non-Tobacco User	32	303.59	311.18
16322PA0050104	Rating Area 4	Tobacco User/Non-Tobacco User	33	307.44	315.13
16322PA0050104	Rating Area 4	Tobacco User/Non-Tobacco User	34	311.55	319.34
16322PA0050104	Rating Area 4	Tobacco User/Non-Tobacco User	35	313.60	321.44
16322PA0050104	Rating Area 4	Tobacco User/Non-Tobacco User	36	315.65	323.55
16322PA0050104	Rating Area 4	Tobacco User/Non-Tobacco User	37	317.71	325.65
16322PA0050104	Rating Area 4	Tobacco User/Non-Tobacco User	38	319.76	327.76
16322PA0050104	Rating Area 4	Tobacco User/Non-Tobacco User	39	323.87	331.96
16322PA0050104	Rating Area 4	Tobacco User/Non-Tobacco User	40	327.97	336.17
16322PA0050104	Rating Area 4	Tobacco User/Non-Tobacco User	41	334.13	342.49
16322PA0050104	Rating Area 4	Tobacco User/Non-Tobacco User	42	340.03	348.54
16322PA0050104	Rating Area 4	Tobacco User/Non-Tobacco User	43	348.25	356.95
16322PA0050104	Rating Area 4	Tobacco User/Non-Tobacco User	44	358.51	367.47
16322PA0050104	Rating Area 4	Tobacco User/Non-Tobacco User	45	370.57	379.84
16322PA0050104	Rating Area 4	Tobacco User/Non-Tobacco User	46	384.95	394.57
16322PA0050104	Rating Area 4	Tobacco User/Non-Tobacco User	47	401.11	411.14
16322PA0050104	Rating Area 4	Tobacco User/Non-Tobacco User	48	419.59	430.08
16322PA0050104	Rating Area 4	Tobacco User/Non-Tobacco User	49	437.81	448.76
16322PA0050104	Rating Area 4	Tobacco User/Non-Tobacco User	50	458.34	469.80
16322PA0050104	Rating Area 4	Tobacco User/Non-Tobacco User	51	478.61	490.58
16322PA0050104	Rating Area 4	Tobacco User/Non-Tobacco User	52	500.94	513.47
16322PA0050104	Rating Area 4	Tobacco User/Non-Tobacco User	53	523.53	536.61
16322PA0050104	Rating Area 4	Tobacco User/Non-Tobacco User	54	547.91	561.60
16322PA0050104	Rating Area 4	Tobacco User/Non-Tobacco User	55	572.28	586.59
16322PA0050104	Rating Area 4	Tobacco User/Non-Tobacco User	56	598.72	613.69
16322PA0050104	Rating Area 4	Tobacco User/Non-Tobacco User	57	625.41	641.04
16322PA0050104	Rating Area 4	Tobacco User/Non-Tobacco User	58	653.89	670.24
16322PA0050104	Rating Area 4	Tobacco User/Non-Tobacco User	59	668.01	684.71
16322PA0050104	Rating Area 4	Tobacco User/Non-Tobacco User	60	696.49	713.91
16322PA0050104	Rating Area 4	Tobacco User/Non-Tobacco User	61	721.13	739.16
16322PA0050104	Rating Area 4	Tobacco User/Non-Tobacco User	62	737.30	755.73
16322PA0050104	Rating Area 4	Tobacco User/Non-Tobacco User	63	757.57	776.51
16322PA0050104	Rating Area 4	Tobacco User/Non-Tobacco User	64 and over	769.89	789.14
16322PA0050104	Rating Area 5	Tobacco User/Non-Tobacco User	0-14	196.32	196.32
16322PA0050104	Rating Area 5	Tobacco User/Non-Tobacco User	15	213.77	213.77
16322PA0050104	Rating Area 5	Tobacco User/Non-Tobacco User	16	220.45	220.45
16322PA0050104	Rating Area 5	Tobacco User/Non-Tobacco User	17	227.12	227.12
16322PA0050104	Rating Area 5	Tobacco User/Non-Tobacco User	18	234.30	240.16
16322PA0050104	Rating Area 5	Tobacco User/Non-Tobacco User	19	241.49	247.53
16322PA0050104	Rating Area 5	Tobacco User/Non-Tobacco User	20	248.93	255.15
16322PA0050104	Rating Area 5	Tobacco User/Non-Tobacco User	21	256.63	263.05
16322PA0050104	Rating Area 5	Tobacco User/Non-Tobacco User	22	256.63	263.05
16322PA0050104	Rating Area 5	Tobacco User/Non-Tobacco User	23	256.63	263.05
16322PA0050104	Rating Area 5	Tobacco User/Non-Tobacco User	24	256.63	263.05
16322PA0050104	Rating Area 5	Tobacco User/Non-Tobacco User	25	257.66	264.10
16322PA0050104	Rating Area 5	Tobacco User/Non-Tobacco User	26	262.79	269.36
16322PA0050104	Rating Area 5	Tobacco User/Non-Tobacco User	27	268.95	275.67
16322PA0050104	Rating Area 5	Tobacco User/Non-Tobacco User	28	278.96	285.93
16322PA0050104	Rating Area 5	Tobacco User/Non-Tobacco User	29	287.17	294.35
16322PA0050104	Rating Area 5	Tobacco User/Non-Tobacco User	30	291.28	298.56

16322PA0050104	Rating Area 5	Tobacco User/Non-Tobacco User	31	297.43	304.87
16322PA0050104	Rating Area 5	Tobacco User/Non-Tobacco User	32	303.59	311.18
16322PA0050104	Rating Area 5	Tobacco User/Non-Tobacco User	33	307.44	315.13
16322PA0050104	Rating Area 5	Tobacco User/Non-Tobacco User	34	311.55	319.34
16322PA0050104	Rating Area 5	Tobacco User/Non-Tobacco User	35	313.60	321.44
16322PA0050104	Rating Area 5	Tobacco User/Non-Tobacco User	36	315.65	323.55
16322PA0050104	Rating Area 5	Tobacco User/Non-Tobacco User	37	317.71	325.65
16322PA0050104	Rating Area 5	Tobacco User/Non-Tobacco User	38	319.76	327.76
16322PA0050104	Rating Area 5	Tobacco User/Non-Tobacco User	39	323.87	331.96
16322PA0050104	Rating Area 5	Tobacco User/Non-Tobacco User	40	327.97	336.17
16322PA0050104	Rating Area 5	Tobacco User/Non-Tobacco User	41	334.13	342.49
16322PA0050104	Rating Area 5	Tobacco User/Non-Tobacco User	42	340.03	348.54
16322PA0050104	Rating Area 5	Tobacco User/Non-Tobacco User	43	348.25	356.95
16322PA0050104	Rating Area 5	Tobacco User/Non-Tobacco User	44	358.51	367.47
16322PA0050104	Rating Area 5	Tobacco User/Non-Tobacco User	45	370.57	379.84
16322PA0050104	Rating Area 5	Tobacco User/Non-Tobacco User	46	384.95	394.57
16322PA0050104	Rating Area 5	Tobacco User/Non-Tobacco User	47	401.11	411.14
16322PA0050104	Rating Area 5	Tobacco User/Non-Tobacco User	48	419.59	430.08
16322PA0050104	Rating Area 5	Tobacco User/Non-Tobacco User	49	437.81	448.76
16322PA0050104	Rating Area 5	Tobacco User/Non-Tobacco User	50	458.34	469.80
16322PA0050104	Rating Area 5	Tobacco User/Non-Tobacco User	51	478.61	490.58
16322PA0050104	Rating Area 5	Tobacco User/Non-Tobacco User	52	500.94	513.47
16322PA0050104	Rating Area 5	Tobacco User/Non-Tobacco User	53	523.53	536.61
16322PA0050104	Rating Area 5	Tobacco User/Non-Tobacco User	54	547.91	561.60
16322PA0050104	Rating Area 5	Tobacco User/Non-Tobacco User	55	572.28	586.59
16322PA0050104	Rating Area 5	Tobacco User/Non-Tobacco User	56	598.72	613.69
16322PA0050104	Rating Area 5	Tobacco User/Non-Tobacco User	57	625.41	641.04
16322PA0050104	Rating Area 5	Tobacco User/Non-Tobacco User	58	653.89	670.24
16322PA0050104	Rating Area 5	Tobacco User/Non-Tobacco User	59	688.01	684.71
16322PA0050104	Rating Area 5	Tobacco User/Non-Tobacco User	60	696.49	713.91
16322PA0050104	Rating Area 5	Tobacco User/Non-Tobacco User	61	721.13	739.16
16322PA0050104	Rating Area 5	Tobacco User/Non-Tobacco User	62	737.30	755.73
16322PA0050104	Rating Area 5	Tobacco User/Non-Tobacco User	63	757.57	776.51
16322PA0050104	Rating Area 5	Tobacco User/Non-Tobacco User	64 and over	769.89	789.14
16322PA0050105	Rating Area 1	Tobacco User/Non-Tobacco User	0-14	165.83	165.83
16322PA0050105	Rating Area 1	Tobacco User/Non-Tobacco User	15	180.57	180.57
16322PA0050105	Rating Area 1	Tobacco User/Non-Tobacco User	16	186.21	186.21
16322PA0050105	Rating Area 1	Tobacco User/Non-Tobacco User	17	191.84	191.84
16322PA0050105	Rating Area 1	Tobacco User/Non-Tobacco User	18	197.91	202.86
16322PA0050105	Rating Area 1	Tobacco User/Non-Tobacco User	19	203.98	209.08
16322PA0050105	Rating Area 1	Tobacco User/Non-Tobacco User	20	210.27	215.52
16322PA0050105	Rating Area 1	Tobacco User/Non-Tobacco User	21	216.77	222.19
16322PA0050105	Rating Area 1	Tobacco User/Non-Tobacco User	22	216.77	222.19
16322PA0050105	Rating Area 1	Tobacco User/Non-Tobacco User	23	216.77	222.19
16322PA0050105	Rating Area 1	Tobacco User/Non-Tobacco User	24	216.77	222.19
16322PA0050105	Rating Area 1	Tobacco User/Non-Tobacco User	25	217.64	223.08
16322PA0050105	Rating Area 1	Tobacco User/Non-Tobacco User	26	221.97	227.52
16322PA0050105	Rating Area 1	Tobacco User/Non-Tobacco User	27	227.17	232.85
16322PA0050105	Rating Area 1	Tobacco User/Non-Tobacco User	28	235.63	241.52
16322PA0050105	Rating Area 1	Tobacco User/Non-Tobacco User	29	242.57	248.63
16322PA0050105	Rating Area 1	Tobacco User/Non-Tobacco User	30	246.03	252.18
16322PA0050105	Rating Area 1	Tobacco User/Non-Tobacco User	31	251.24	257.52
16322PA0050105	Rating Area 1	Tobacco User/Non-Tobacco User	32	256.44	262.85
16322PA0050105	Rating Area 1	Tobacco User/Non-Tobacco User	33	259.69	266.18
16322PA0050105	Rating Area 1	Tobacco User/Non-Tobacco User	34	263.16	269.74
16322PA0050105	Rating Area 1	Tobacco User/Non-Tobacco User	35	264.89	271.52
16322PA0050105	Rating Area 1	Tobacco User/Non-Tobacco User	36	266.63	273.29
16322PA0050105	Rating Area 1	Tobacco User/Non-Tobacco User	37	268.36	275.07
16322PA0050105	Rating Area 1	Tobacco User/Non-Tobacco User	38	270.10	276.85
16322PA0050105	Rating Area 1	Tobacco User/Non-Tobacco User	39	273.56	280.40
16322PA0050105	Rating Area 1	Tobacco User/Non-Tobacco User	40	277.03	283.96
16322PA0050105	Rating Area 1	Tobacco User/Non-Tobacco User	41	282.23	289.29
16322PA0050105	Rating Area 1	Tobacco User/Non-Tobacco User	42	287.22	294.40
16322PA0050105	Rating Area 1	Tobacco User/Non-Tobacco User	43	294.16	301.51
16322PA0050105	Rating Area 1	Tobacco User/Non-Tobacco User	44	302.83	310.40
16322PA0050105	Rating Area 1	Tobacco User/Non-Tobacco User	45	313.02	320.84
16322PA0050105	Rating Area 1	Tobacco User/Non-Tobacco User	46	325.16	333.28
16322PA0050105	Rating Area 1	Tobacco User/Non-Tobacco User	47	338.81	347.28
16322PA0050105	Rating Area 1	Tobacco User/Non-Tobacco User	48	354.42	363.28
16322PA0050105	Rating Area 1	Tobacco User/Non-Tobacco User	49	369.81	379.05
16322PA0050105	Rating Area 1	Tobacco User/Non-Tobacco User	50	387.15	396.83
16322PA0050105	Rating Area 1	Tobacco User/Non-Tobacco User	51	404.28	414.38
16322PA0050105	Rating Area 1	Tobacco User/Non-Tobacco User	52	423.14	433.71
16322PA0050105	Rating Area 1	Tobacco User/Non-Tobacco User	53	442.21	453.27
16322PA0050105	Rating Area 1	Tobacco User/Non-Tobacco User	54	462.80	474.37
16322PA0050105	Rating Area 1	Tobacco User/Non-Tobacco User	55	483.40	495.48
16322PA0050105	Rating Area 1	Tobacco User/Non-Tobacco User	56	505.72	518.37
16322PA0050105	Rating Area 1	Tobacco User/Non-Tobacco User	57	528.27	541.48
16322PA0050105	Rating Area 1	Tobacco User/Non-Tobacco User	58	552.33	566.14
16322PA0050105	Rating Area 1	Tobacco User/Non-Tobacco User	59	564.25	578.36
16322PA0050105	Rating Area 1	Tobacco User/Non-Tobacco User	60	588.31	603.02
16322PA0050105	Rating Area 1	Tobacco User/Non-Tobacco User	61	609.12	624.35
16322PA0050105	Rating Area 1	Tobacco User/Non-Tobacco User	62	622.78	638.35
16322PA0050105	Rating Area 1	Tobacco User/Non-Tobacco User	63	639.91	655.90
16322PA0050105	Rating Area 1	Tobacco User/Non-Tobacco User	64 and over	650.31	666.57
16322PA0050105	Rating Area 3	Tobacco User/Non-Tobacco User	0-14	209.26	209.26
16322PA0050105	Rating Area 3	Tobacco User/Non-Tobacco User	15	227.86	227.86
16322PA0050105	Rating Area 3	Tobacco User/Non-Tobacco User	16	234.97	234.97
16322PA0050105	Rating Area 3	Tobacco User/Non-Tobacco User	17	242.08	242.08
16322PA0050105	Rating Area 3	Tobacco User/Non-Tobacco User	18	249.74	255.99
16322PA0050105	Rating Area 3	Tobacco User/Non-Tobacco User	19	257.40	263.84
16322PA0050105	Rating Area 3	Tobacco User/Non-Tobacco User	20	265.33	271.97
16322PA0050105	Rating Area 3	Tobacco User/Non-Tobacco User	21	273.54	280.38
16322PA0050105	Rating Area 3	Tobacco User/Non-Tobacco User	22	273.54	280.38
16322PA0050105	Rating Area 3	Tobacco User/Non-Tobacco User	23	273.54	280.38
16322PA0050105	Rating Area 3	Tobacco User/Non-Tobacco User	24	273.54	280.38
16322PA0050105	Rating Area 3	Tobacco User/Non-Tobacco User	25	274.63	281.50
16322PA0050105	Rating Area 3	Tobacco User/Non-Tobacco User	26	280.10	287.11
16322PA0050105	Rating Area 3	Tobacco User/Non-Tobacco User	27	286.67	293.84
16322PA0050105	Rating Area 3	Tobacco User/Non-Tobacco User	28	297.34	304.77
16322PA0050105	Rating Area 3	Tobacco User/Non-Tobacco User	29	306.09	313.74
16322PA0050105	Rating Area 3	Tobacco User/Non-Tobacco User	30	310.47	318.23
16322PA0050105	Rating Area 3	Tobacco User/Non-Tobacco User	31	317.03	324.96
16322PA0050105	Rating Area 3	Tobacco User/Non-Tobacco User	32	323.60	331.69
16322PA0050105	Rating Area 3	Tobacco User/Non-Tobacco User	33	327.70	335.89

16322PA0050105	Rating Area 3	Tobacco User/Non-Tobacco User	34	332.08	340.38
16322PA0050105	Rating Area 3	Tobacco User/Non-Tobacco User	35	334.27	342.62
16322PA0050105	Rating Area 3	Tobacco User/Non-Tobacco User	36	336.45	344.87
16322PA0050105	Rating Area 3	Tobacco User/Non-Tobacco User	37	338.64	347.11
16322PA0050105	Rating Area 3	Tobacco User/Non-Tobacco User	38	340.83	349.35
16322PA0050105	Rating Area 3	Tobacco User/Non-Tobacco User	39	345.21	353.84
16322PA0050105	Rating Area 3	Tobacco User/Non-Tobacco User	40	349.58	358.32
16322PA0050105	Rating Area 3	Tobacco User/Non-Tobacco User	41	356.15	365.05
16322PA0050105	Rating Area 3	Tobacco User/Non-Tobacco User	42	362.44	371.50
16322PA0050105	Rating Area 3	Tobacco User/Non-Tobacco User	43	371.19	380.47
16322PA0050105	Rating Area 3	Tobacco User/Non-Tobacco User	44	382.14	391.69
16322PA0050105	Rating Area 3	Tobacco User/Non-Tobacco User	45	394.99	404.87
16322PA0050105	Rating Area 3	Tobacco User/Non-Tobacco User	46	410.31	420.57
16322PA0050105	Rating Area 3	Tobacco User/Non-Tobacco User	47	427.54	438.23
16322PA0050105	Rating Area 3	Tobacco User/Non-Tobacco User	48	447.24	458.42
16322PA0050105	Rating Area 3	Tobacco User/Non-Tobacco User	49	466.66	478.33
16322PA0050105	Rating Area 3	Tobacco User/Non-Tobacco User	50	488.54	500.76
16322PA0050105	Rating Area 3	Tobacco User/Non-Tobacco User	51	510.15	522.91
16322PA0050105	Rating Area 3	Tobacco User/Non-Tobacco User	52	533.95	547.30
16322PA0050105	Rating Area 3	Tobacco User/Non-Tobacco User	53	558.02	571.97
16322PA0050105	Rating Area 3	Tobacco User/Non-Tobacco User	54	584.01	598.61
16322PA0050105	Rating Area 3	Tobacco User/Non-Tobacco User	55	609.99	625.24
16322PA0050105	Rating Area 3	Tobacco User/Non-Tobacco User	56	638.17	654.12
16322PA0050105	Rating Area 3	Tobacco User/Non-Tobacco User	57	666.62	683.28
16322PA0050105	Rating Area 3	Tobacco User/Non-Tobacco User	58	696.98	714.40
16322PA0050105	Rating Area 3	Tobacco User/Non-Tobacco User	59	712.02	729.83
16322PA0050105	Rating Area 3	Tobacco User/Non-Tobacco User	60	742.39	760.95
16322PA0050105	Rating Area 3	Tobacco User/Non-Tobacco User	61	768.65	787.86
16322PA0050105	Rating Area 3	Tobacco User/Non-Tobacco User	62	785.88	805.53
16322PA0050105	Rating Area 3	Tobacco User/Non-Tobacco User	63	807.49	827.68
16322PA0050105	Rating Area 3	Tobacco User/Non-Tobacco User	64 and over	820.62	841.14
16322PA0050105	Rating Area 4	Tobacco User/Non-Tobacco User	0-14	165.83	165.83
16322PA0050105	Rating Area 4	Tobacco User/Non-Tobacco User	15	180.57	180.57
16322PA0050105	Rating Area 4	Tobacco User/Non-Tobacco User	16	186.21	186.21
16322PA0050105	Rating Area 4	Tobacco User/Non-Tobacco User	17	191.84	191.84
16322PA0050105	Rating Area 4	Tobacco User/Non-Tobacco User	18	197.91	202.86
16322PA0050105	Rating Area 4	Tobacco User/Non-Tobacco User	19	203.98	209.08
16322PA0050105	Rating Area 4	Tobacco User/Non-Tobacco User	20	210.27	215.52
16322PA0050105	Rating Area 4	Tobacco User/Non-Tobacco User	21	216.77	222.19
16322PA0050105	Rating Area 4	Tobacco User/Non-Tobacco User	22	216.77	222.19
16322PA0050105	Rating Area 4	Tobacco User/Non-Tobacco User	23	216.77	222.19
16322PA0050105	Rating Area 4	Tobacco User/Non-Tobacco User	24	216.77	222.19
16322PA0050105	Rating Area 4	Tobacco User/Non-Tobacco User	25	217.64	223.08
16322PA0050105	Rating Area 4	Tobacco User/Non-Tobacco User	26	221.97	227.52
16322PA0050105	Rating Area 4	Tobacco User/Non-Tobacco User	27	227.17	232.85
16322PA0050105	Rating Area 4	Tobacco User/Non-Tobacco User	28	235.63	241.52
16322PA0050105	Rating Area 4	Tobacco User/Non-Tobacco User	29	242.57	248.63
16322PA0050105	Rating Area 4	Tobacco User/Non-Tobacco User	30	246.03	252.18
16322PA0050105	Rating Area 4	Tobacco User/Non-Tobacco User	31	251.24	257.52
16322PA0050105	Rating Area 4	Tobacco User/Non-Tobacco User	32	256.44	262.85
16322PA0050105	Rating Area 4	Tobacco User/Non-Tobacco User	33	259.69	266.18
16322PA0050105	Rating Area 4	Tobacco User/Non-Tobacco User	34	263.16	269.74
16322PA0050105	Rating Area 4	Tobacco User/Non-Tobacco User	35	264.89	271.52
16322PA0050105	Rating Area 4	Tobacco User/Non-Tobacco User	36	266.63	273.29
16322PA0050105	Rating Area 4	Tobacco User/Non-Tobacco User	37	268.36	275.07
16322PA0050105	Rating Area 4	Tobacco User/Non-Tobacco User	38	270.10	276.85
16322PA0050105	Rating Area 4	Tobacco User/Non-Tobacco User	39	273.56	280.40
16322PA0050105	Rating Area 4	Tobacco User/Non-Tobacco User	40	277.03	283.96
16322PA0050105	Rating Area 4	Tobacco User/Non-Tobacco User	41	282.23	289.29
16322PA0050105	Rating Area 4	Tobacco User/Non-Tobacco User	42	287.22	294.40
16322PA0050105	Rating Area 4	Tobacco User/Non-Tobacco User	43	294.16	301.51
16322PA0050105	Rating Area 4	Tobacco User/Non-Tobacco User	44	302.83	310.40
16322PA0050105	Rating Area 4	Tobacco User/Non-Tobacco User	45	313.02	320.84
16322PA0050105	Rating Area 4	Tobacco User/Non-Tobacco User	46	325.16	333.28
16322PA0050105	Rating Area 4	Tobacco User/Non-Tobacco User	47	338.81	347.28
16322PA0050105	Rating Area 4	Tobacco User/Non-Tobacco User	48	354.42	363.28
16322PA0050105	Rating Area 4	Tobacco User/Non-Tobacco User	49	369.81	379.05
16322PA0050105	Rating Area 4	Tobacco User/Non-Tobacco User	50	387.15	396.83
16322PA0050105	Rating Area 4	Tobacco User/Non-Tobacco User	51	404.28	414.38
16322PA0050105	Rating Area 4	Tobacco User/Non-Tobacco User	52	423.14	433.71
16322PA0050105	Rating Area 4	Tobacco User/Non-Tobacco User	53	442.21	453.27
16322PA0050105	Rating Area 4	Tobacco User/Non-Tobacco User	54	462.80	474.37
16322PA0050105	Rating Area 4	Tobacco User/Non-Tobacco User	55	483.40	495.48
16322PA0050105	Rating Area 4	Tobacco User/Non-Tobacco User	56	505.72	518.37
16322PA0050105	Rating Area 4	Tobacco User/Non-Tobacco User	57	528.27	541.48
16322PA0050105	Rating Area 4	Tobacco User/Non-Tobacco User	58	552.33	566.14
16322PA0050105	Rating Area 4	Tobacco User/Non-Tobacco User	59	564.25	578.36
16322PA0050105	Rating Area 4	Tobacco User/Non-Tobacco User	60	588.31	603.02
16322PA0050105	Rating Area 4	Tobacco User/Non-Tobacco User	61	609.12	624.35
16322PA0050105	Rating Area 4	Tobacco User/Non-Tobacco User	62	622.78	638.35
16322PA0050105	Rating Area 4	Tobacco User/Non-Tobacco User	63	639.91	655.90
16322PA0050105	Rating Area 4	Tobacco User/Non-Tobacco User	64 and over	650.31	666.57
16322PA0050105	Rating Area 5	Tobacco User/Non-Tobacco User	0-14	165.83	165.83
16322PA0050105	Rating Area 5	Tobacco User/Non-Tobacco User	15	180.57	180.57
16322PA0050105	Rating Area 5	Tobacco User/Non-Tobacco User	16	186.21	186.21
16322PA0050105	Rating Area 5	Tobacco User/Non-Tobacco User	17	191.84	191.84
16322PA0050105	Rating Area 5	Tobacco User/Non-Tobacco User	18	197.91	202.86
16322PA0050105	Rating Area 5	Tobacco User/Non-Tobacco User	19	203.98	209.08
16322PA0050105	Rating Area 5	Tobacco User/Non-Tobacco User	20	210.27	215.52
16322PA0050105	Rating Area 5	Tobacco User/Non-Tobacco User	21	216.77	222.19
16322PA0050105	Rating Area 5	Tobacco User/Non-Tobacco User	22	216.77	222.19
16322PA0050105	Rating Area 5	Tobacco User/Non-Tobacco User	23	216.77	222.19
16322PA0050105	Rating Area 5	Tobacco User/Non-Tobacco User	24	216.77	222.19
16322PA0050105	Rating Area 5	Tobacco User/Non-Tobacco User	25	217.64	223.08
16322PA0050105	Rating Area 5	Tobacco User/Non-Tobacco User	26	221.97	227.52
16322PA0050105	Rating Area 5	Tobacco User/Non-Tobacco User	27	227.17	232.85
16322PA0050105	Rating Area 5	Tobacco User/Non-Tobacco User	28	235.63	241.52
16322PA0050105	Rating Area 5	Tobacco User/Non-Tobacco User	29	242.57	248.63
16322PA0050105	Rating Area 5	Tobacco User/Non-Tobacco User	30	246.03	252.18
16322PA0050105	Rating Area 5	Tobacco User/Non-Tobacco User	31	251.24	257.52
16322PA0050105	Rating Area 5	Tobacco User/Non-Tobacco User	32	256.44	262.85
16322PA0050105	Rating Area 5	Tobacco User/Non-Tobacco User	33	259.69	266.18
16322PA0050105	Rating Area 5	Tobacco User/Non-Tobacco User	34	263.16	269.74
16322PA0050105	Rating Area 5	Tobacco User/Non-Tobacco User	35	264.89	271.52
16322PA0050105	Rating Area 5	Tobacco User/Non-Tobacco User	36	266.63	273.29

16322PA0050105	Rating Area 5	Tobacco User/Non-Tobacco User	37	268.36	275.07
16322PA0050105	Rating Area 5	Tobacco User/Non-Tobacco User	38	270.10	276.85
16322PA0050105	Rating Area 5	Tobacco User/Non-Tobacco User	39	273.56	280.40
16322PA0050105	Rating Area 5	Tobacco User/Non-Tobacco User	40	277.03	283.96
16322PA0050105	Rating Area 5	Tobacco User/Non-Tobacco User	41	282.23	289.29
16322PA0050105	Rating Area 5	Tobacco User/Non-Tobacco User	42	287.22	294.40
16322PA0050105	Rating Area 5	Tobacco User/Non-Tobacco User	43	294.16	301.51
16322PA0050105	Rating Area 5	Tobacco User/Non-Tobacco User	44	302.83	310.40
16322PA0050105	Rating Area 5	Tobacco User/Non-Tobacco User	45	313.02	320.84
16322PA0050105	Rating Area 5	Tobacco User/Non-Tobacco User	46	325.16	333.28
16322PA0050105	Rating Area 5	Tobacco User/Non-Tobacco User	47	338.81	347.28
16322PA0050105	Rating Area 5	Tobacco User/Non-Tobacco User	48	354.42	363.28
16322PA0050105	Rating Area 5	Tobacco User/Non-Tobacco User	49	369.81	379.05
16322PA0050105	Rating Area 5	Tobacco User/Non-Tobacco User	50	387.15	396.83
16322PA0050105	Rating Area 5	Tobacco User/Non-Tobacco User	51	404.28	414.38
16322PA0050105	Rating Area 5	Tobacco User/Non-Tobacco User	52	423.14	433.71
16322PA0050105	Rating Area 5	Tobacco User/Non-Tobacco User	53	442.21	453.27
16322PA0050105	Rating Area 5	Tobacco User/Non-Tobacco User	54	462.80	474.37
16322PA0050105	Rating Area 5	Tobacco User/Non-Tobacco User	55	483.40	495.48
16322PA0050105	Rating Area 5	Tobacco User/Non-Tobacco User	56	505.72	518.37
16322PA0050105	Rating Area 5	Tobacco User/Non-Tobacco User	57	528.27	541.48
16322PA0050105	Rating Area 5	Tobacco User/Non-Tobacco User	58	552.33	566.14
16322PA0050105	Rating Area 5	Tobacco User/Non-Tobacco User	59	564.25	578.36
16322PA0050105	Rating Area 5	Tobacco User/Non-Tobacco User	60	588.31	603.02
16322PA0050105	Rating Area 5	Tobacco User/Non-Tobacco User	61	609.12	624.35
16322PA0050105	Rating Area 5	Tobacco User/Non-Tobacco User	62	622.78	638.35
16322PA0050105	Rating Area 5	Tobacco User/Non-Tobacco User	63	639.91	655.90
16322PA0050105	Rating Area 5	Tobacco User/Non-Tobacco User	64 and over	650.31	666.57
16322PA0050106	Rating Area 1	Tobacco User/Non-Tobacco User	0-14	211.68	211.68
16322PA0050106	Rating Area 1	Tobacco User/Non-Tobacco User	15	230.50	230.50
16322PA0050106	Rating Area 1	Tobacco User/Non-Tobacco User	16	237.69	237.69
16322PA0050106	Rating Area 1	Tobacco User/Non-Tobacco User	17	244.89	244.89
16322PA0050106	Rating Area 1	Tobacco User/Non-Tobacco User	18	252.64	258.95
16322PA0050106	Rating Area 1	Tobacco User/Non-Tobacco User	19	260.38	266.89
16322PA0050106	Rating Area 1	Tobacco User/Non-Tobacco User	20	268.41	275.12
16322PA0050106	Rating Area 1	Tobacco User/Non-Tobacco User	21	276.71	283.63
16322PA0050106	Rating Area 1	Tobacco User/Non-Tobacco User	22	276.71	283.63
16322PA0050106	Rating Area 1	Tobacco User/Non-Tobacco User	23	276.71	283.63
16322PA0050106	Rating Area 1	Tobacco User/Non-Tobacco User	24	276.71	283.63
16322PA0050106	Rating Area 1	Tobacco User/Non-Tobacco User	25	277.82	284.76
16322PA0050106	Rating Area 1	Tobacco User/Non-Tobacco User	26	283.35	290.43
16322PA0050106	Rating Area 1	Tobacco User/Non-Tobacco User	27	289.99	297.24
16322PA0050106	Rating Area 1	Tobacco User/Non-Tobacco User	28	300.78	308.30
16322PA0050106	Rating Area 1	Tobacco User/Non-Tobacco User	29	309.64	317.38
16322PA0050106	Rating Area 1	Tobacco User/Non-Tobacco User	30	314.07	321.92
16322PA0050106	Rating Area 1	Tobacco User/Non-Tobacco User	31	320.71	328.72
16322PA0050106	Rating Area 1	Tobacco User/Non-Tobacco User	32	327.35	335.53
16322PA0050106	Rating Area 1	Tobacco User/Non-Tobacco User	33	331.50	339.79
16322PA0050106	Rating Area 1	Tobacco User/Non-Tobacco User	34	335.93	344.32
16322PA0050106	Rating Area 1	Tobacco User/Non-Tobacco User	35	338.14	346.59
16322PA0050106	Rating Area 1	Tobacco User/Non-Tobacco User	36	340.35	348.86
16322PA0050106	Rating Area 1	Tobacco User/Non-Tobacco User	37	342.57	351.13
16322PA0050106	Rating Area 1	Tobacco User/Non-Tobacco User	38	344.78	353.40
16322PA0050106	Rating Area 1	Tobacco User/Non-Tobacco User	39	349.21	357.94
16322PA0050106	Rating Area 1	Tobacco User/Non-Tobacco User	40	353.64	362.48
16322PA0050106	Rating Area 1	Tobacco User/Non-Tobacco User	41	360.28	369.28
16322PA0050106	Rating Area 1	Tobacco User/Non-Tobacco User	42	366.64	375.81
16322PA0050106	Rating Area 1	Tobacco User/Non-Tobacco User	43	375.50	384.88
16322PA0050106	Rating Area 1	Tobacco User/Non-Tobacco User	44	386.56	396.23
16322PA0050106	Rating Area 1	Tobacco User/Non-Tobacco User	45	399.57	409.56
16322PA0050106	Rating Area 1	Tobacco User/Non-Tobacco User	46	415.07	425.44
16322PA0050106	Rating Area 1	Tobacco User/Non-Tobacco User	47	432.50	443.31
16322PA0050106	Rating Area 1	Tobacco User/Non-Tobacco User	48	452.42	463.73
16322PA0050106	Rating Area 1	Tobacco User/Non-Tobacco User	49	472.07	483.87
16322PA0050106	Rating Area 1	Tobacco User/Non-Tobacco User	50	494.20	506.56
16322PA0050106	Rating Area 1	Tobacco User/Non-Tobacco User	51	516.06	528.97
16322PA0050106	Rating Area 1	Tobacco User/Non-Tobacco User	52	540.14	553.64
16322PA0050106	Rating Area 1	Tobacco User/Non-Tobacco User	53	564.49	578.60
16322PA0050106	Rating Area 1	Tobacco User/Non-Tobacco User	54	590.78	605.55
16322PA0050106	Rating Area 1	Tobacco User/Non-Tobacco User	55	617.06	632.49
16322PA0050106	Rating Area 1	Tobacco User/Non-Tobacco User	56	645.56	661.70
16322PA0050106	Rating Area 1	Tobacco User/Non-Tobacco User	57	674.34	691.20
16322PA0050106	Rating Area 1	Tobacco User/Non-Tobacco User	58	705.06	722.68
16322PA0050106	Rating Area 1	Tobacco User/Non-Tobacco User	59	720.28	738.28
16322PA0050106	Rating Area 1	Tobacco User/Non-Tobacco User	60	750.99	769.77
16322PA0050106	Rating Area 1	Tobacco User/Non-Tobacco User	61	777.56	796.99
16322PA0050106	Rating Area 1	Tobacco User/Non-Tobacco User	62	794.99	814.86
16322PA0050106	Rating Area 1	Tobacco User/Non-Tobacco User	63	816.85	837.27
16322PA0050106	Rating Area 1	Tobacco User/Non-Tobacco User	64 and over	830.13	850.88
16322PA0050106	Rating Area 3	Tobacco User/Non-Tobacco User	0-14	267.12	267.12
16322PA0050106	Rating Area 3	Tobacco User/Non-Tobacco User	15	290.86	290.86
16322PA0050106	Rating Area 3	Tobacco User/Non-Tobacco User	16	299.94	299.94
16322PA0050106	Rating Area 3	Tobacco User/Non-Tobacco User	17	309.02	309.02
16322PA0050106	Rating Area 3	Tobacco User/Non-Tobacco User	18	318.79	326.76
16322PA0050106	Rating Area 3	Tobacco User/Non-Tobacco User	19	328.57	336.78
16322PA0050106	Rating Area 3	Tobacco User/Non-Tobacco User	20	338.69	347.16
16322PA0050106	Rating Area 3	Tobacco User/Non-Tobacco User	21	349.17	357.90
16322PA0050106	Rating Area 3	Tobacco User/Non-Tobacco User	22	349.17	357.90
16322PA0050106	Rating Area 3	Tobacco User/Non-Tobacco User	23	349.17	357.90
16322PA0050106	Rating Area 3	Tobacco User/Non-Tobacco User	24	349.17	357.90
16322PA0050106	Rating Area 3	Tobacco User/Non-Tobacco User	25	350.57	359.33
16322PA0050106	Rating Area 3	Tobacco User/Non-Tobacco User	26	357.55	366.49
16322PA0050106	Rating Area 3	Tobacco User/Non-Tobacco User	27	365.93	375.08
16322PA0050106	Rating Area 3	Tobacco User/Non-Tobacco User	28	379.55	389.04
16322PA0050106	Rating Area 3	Tobacco User/Non-Tobacco User	29	390.72	400.49
16322PA0050106	Rating Area 3	Tobacco User/Non-Tobacco User	30	396.31	406.22
16322PA0050106	Rating Area 3	Tobacco User/Non-Tobacco User	31	404.69	414.81
16322PA0050106	Rating Area 3	Tobacco User/Non-Tobacco User	32	413.07	423.39
16322PA0050106	Rating Area 3	Tobacco User/Non-Tobacco User	33	418.31	428.76
16322PA0050106	Rating Area 3	Tobacco User/Non-Tobacco User	34	423.89	434.49
16322PA0050106	Rating Area 3	Tobacco User/Non-Tobacco User	35	426.69	437.35
16322PA0050106	Rating Area 3	Tobacco User/Non-Tobacco User	36	429.48	440.22
16322PA0050106	Rating Area 3	Tobacco User/Non-Tobacco User	37	432.27	443.08
16322PA0050106	Rating Area 3	Tobacco User/Non-Tobacco User	38	435.07	445.94
16322PA0050106	Rating Area 3	Tobacco User/Non-Tobacco User	39	440.65	451.67

16322PA0050106	Rating Area 3	Tobacco User/Non-Tobacco User	40	446.24	457.40
16322PA0050106	Rating Area 3	Tobacco User/Non-Tobacco User	41	454.62	465.98
16322PA0050106	Rating Area 3	Tobacco User/Non-Tobacco User	42	462.65	474.22
16322PA0050106	Rating Area 3	Tobacco User/Non-Tobacco User	43	473.82	485.67
16322PA0050106	Rating Area 3	Tobacco User/Non-Tobacco User	44	487.79	499.99
16322PA0050106	Rating Area 3	Tobacco User/Non-Tobacco User	45	504.20	516.81
16322PA0050106	Rating Area 3	Tobacco User/Non-Tobacco User	46	523.76	536.85
16322PA0050106	Rating Area 3	Tobacco User/Non-Tobacco User	47	545.75	559.40
16322PA0050106	Rating Area 3	Tobacco User/Non-Tobacco User	48	570.89	585.17
16322PA0050106	Rating Area 3	Tobacco User/Non-Tobacco User	49	595.68	610.58
16322PA0050106	Rating Area 3	Tobacco User/Non-Tobacco User	50	623.62	639.21
16322PA0050106	Rating Area 3	Tobacco User/Non-Tobacco User	51	651.20	667.48
16322PA0050106	Rating Area 3	Tobacco User/Non-Tobacco User	52	681.58	698.62
16322PA0050106	Rating Area 3	Tobacco User/Non-Tobacco User	53	712.31	730.11
16322PA0050106	Rating Area 3	Tobacco User/Non-Tobacco User	54	745.48	764.11
16322PA0050106	Rating Area 3	Tobacco User/Non-Tobacco User	55	778.65	798.12
16322PA0050106	Rating Area 3	Tobacco User/Non-Tobacco User	56	814.61	834.98
16322PA0050106	Rating Area 3	Tobacco User/Non-Tobacco User	57	850.93	872.20
16322PA0050106	Rating Area 3	Tobacco User/Non-Tobacco User	58	889.69	911.93
16322PA0050106	Rating Area 3	Tobacco User/Non-Tobacco User	59	908.89	931.61
16322PA0050106	Rating Area 3	Tobacco User/Non-Tobacco User	60	947.65	971.34
16322PA0050106	Rating Area 3	Tobacco User/Non-Tobacco User	61	981.17	1005.70
16322PA0050106	Rating Area 3	Tobacco User/Non-Tobacco User	62	1003.17	1028.24
16322PA0050106	Rating Area 3	Tobacco User/Non-Tobacco User	63	1030.75	1056.52
16322PA0050106	Rating Area 3	Tobacco User/Non-Tobacco User	64 and over	1047.51	1073.70
16322PA0050106	Rating Area 4	Tobacco User/Non-Tobacco User	0-14	211.68	211.68
16322PA0050106	Rating Area 4	Tobacco User/Non-Tobacco User	15	230.50	230.50
16322PA0050106	Rating Area 4	Tobacco User/Non-Tobacco User	16	237.69	237.69
16322PA0050106	Rating Area 4	Tobacco User/Non-Tobacco User	17	244.89	244.89
16322PA0050106	Rating Area 4	Tobacco User/Non-Tobacco User	18	252.64	258.95
16322PA0050106	Rating Area 4	Tobacco User/Non-Tobacco User	19	260.38	266.89
16322PA0050106	Rating Area 4	Tobacco User/Non-Tobacco User	20	268.41	275.12
16322PA0050106	Rating Area 4	Tobacco User/Non-Tobacco User	21	276.71	283.63
16322PA0050106	Rating Area 4	Tobacco User/Non-Tobacco User	22	276.71	283.63
16322PA0050106	Rating Area 4	Tobacco User/Non-Tobacco User	23	276.71	283.63
16322PA0050106	Rating Area 4	Tobacco User/Non-Tobacco User	24	276.71	283.63
16322PA0050106	Rating Area 4	Tobacco User/Non-Tobacco User	25	277.82	284.76
16322PA0050106	Rating Area 4	Tobacco User/Non-Tobacco User	26	283.35	290.43
16322PA0050106	Rating Area 4	Tobacco User/Non-Tobacco User	27	289.99	297.24
16322PA0050106	Rating Area 4	Tobacco User/Non-Tobacco User	28	300.78	308.30
16322PA0050106	Rating Area 4	Tobacco User/Non-Tobacco User	29	309.64	317.38
16322PA0050106	Rating Area 4	Tobacco User/Non-Tobacco User	30	314.07	321.92
16322PA0050106	Rating Area 4	Tobacco User/Non-Tobacco User	31	320.71	328.72
16322PA0050106	Rating Area 4	Tobacco User/Non-Tobacco User	32	327.35	335.53
16322PA0050106	Rating Area 4	Tobacco User/Non-Tobacco User	33	331.50	339.79
16322PA0050106	Rating Area 4	Tobacco User/Non-Tobacco User	34	335.93	344.32
16322PA0050106	Rating Area 4	Tobacco User/Non-Tobacco User	35	338.14	346.59
16322PA0050106	Rating Area 4	Tobacco User/Non-Tobacco User	36	340.35	348.86
16322PA0050106	Rating Area 4	Tobacco User/Non-Tobacco User	37	342.57	351.13
16322PA0050106	Rating Area 4	Tobacco User/Non-Tobacco User	38	344.78	353.40
16322PA0050106	Rating Area 4	Tobacco User/Non-Tobacco User	39	349.21	357.94
16322PA0050106	Rating Area 4	Tobacco User/Non-Tobacco User	40	353.64	362.48
16322PA0050106	Rating Area 4	Tobacco User/Non-Tobacco User	41	360.28	369.28
16322PA0050106	Rating Area 4	Tobacco User/Non-Tobacco User	42	366.64	375.81
16322PA0050106	Rating Area 4	Tobacco User/Non-Tobacco User	43	375.50	384.88
16322PA0050106	Rating Area 4	Tobacco User/Non-Tobacco User	44	386.56	396.23
16322PA0050106	Rating Area 4	Tobacco User/Non-Tobacco User	45	399.57	409.56
16322PA0050106	Rating Area 4	Tobacco User/Non-Tobacco User	46	415.07	425.44
16322PA0050106	Rating Area 4	Tobacco User/Non-Tobacco User	47	432.50	443.31
16322PA0050106	Rating Area 4	Tobacco User/Non-Tobacco User	48	452.42	463.73
16322PA0050106	Rating Area 4	Tobacco User/Non-Tobacco User	49	472.07	483.87
16322PA0050106	Rating Area 4	Tobacco User/Non-Tobacco User	50	494.20	506.56
16322PA0050106	Rating Area 4	Tobacco User/Non-Tobacco User	51	516.06	528.97
16322PA0050106	Rating Area 4	Tobacco User/Non-Tobacco User	52	540.14	553.64
16322PA0050106	Rating Area 4	Tobacco User/Non-Tobacco User	53	564.49	578.60
16322PA0050106	Rating Area 4	Tobacco User/Non-Tobacco User	54	590.78	605.55
16322PA0050106	Rating Area 4	Tobacco User/Non-Tobacco User	55	617.06	632.49
16322PA0050106	Rating Area 4	Tobacco User/Non-Tobacco User	56	645.56	661.70
16322PA0050106	Rating Area 4	Tobacco User/Non-Tobacco User	57	674.34	691.20
16322PA0050106	Rating Area 4	Tobacco User/Non-Tobacco User	58	705.06	722.68
16322PA0050106	Rating Area 4	Tobacco User/Non-Tobacco User	59	720.28	738.28
16322PA0050106	Rating Area 4	Tobacco User/Non-Tobacco User	60	750.99	769.77
16322PA0050106	Rating Area 4	Tobacco User/Non-Tobacco User	61	777.56	796.99
16322PA0050106	Rating Area 4	Tobacco User/Non-Tobacco User	62	794.99	814.86
16322PA0050106	Rating Area 4	Tobacco User/Non-Tobacco User	63	816.85	837.27
16322PA0050106	Rating Area 4	Tobacco User/Non-Tobacco User	64 and over	830.13	850.88
16322PA0050106	Rating Area 5	Tobacco User/Non-Tobacco User	0-14	211.68	211.68
16322PA0050106	Rating Area 5	Tobacco User/Non-Tobacco User	15	230.50	230.50
16322PA0050106	Rating Area 5	Tobacco User/Non-Tobacco User	16	237.69	237.69
16322PA0050106	Rating Area 5	Tobacco User/Non-Tobacco User	17	244.89	244.89
16322PA0050106	Rating Area 5	Tobacco User/Non-Tobacco User	18	252.64	258.95
16322PA0050106	Rating Area 5	Tobacco User/Non-Tobacco User	19	260.38	266.89
16322PA0050106	Rating Area 5	Tobacco User/Non-Tobacco User	20	268.41	275.12
16322PA0050106	Rating Area 5	Tobacco User/Non-Tobacco User	21	276.71	283.63
16322PA0050106	Rating Area 5	Tobacco User/Non-Tobacco User	22	276.71	283.63
16322PA0050106	Rating Area 5	Tobacco User/Non-Tobacco User	23	276.71	283.63
16322PA0050106	Rating Area 5	Tobacco User/Non-Tobacco User	24	276.71	283.63
16322PA0050106	Rating Area 5	Tobacco User/Non-Tobacco User	25	277.82	284.76
16322PA0050106	Rating Area 5	Tobacco User/Non-Tobacco User	26	283.35	290.43
16322PA0050106	Rating Area 5	Tobacco User/Non-Tobacco User	27	289.99	297.24
16322PA0050106	Rating Area 5	Tobacco User/Non-Tobacco User	28	300.78	308.30
16322PA0050106	Rating Area 5	Tobacco User/Non-Tobacco User	29	309.64	317.38
16322PA0050106	Rating Area 5	Tobacco User/Non-Tobacco User	30	314.07	321.92
16322PA0050106	Rating Area 5	Tobacco User/Non-Tobacco User	31	320.71	328.72
16322PA0050106	Rating Area 5	Tobacco User/Non-Tobacco User	32	327.35	335.53
16322PA0050106	Rating Area 5	Tobacco User/Non-Tobacco User	33	331.50	339.79
16322PA0050106	Rating Area 5	Tobacco User/Non-Tobacco User	34	335.93	344.32
16322PA0050106	Rating Area 5	Tobacco User/Non-Tobacco User	35	338.14	346.59
16322PA0050106	Rating Area 5	Tobacco User/Non-Tobacco User	36	340.35	348.86
16322PA0050106	Rating Area 5	Tobacco User/Non-Tobacco User	37	342.57	351.13
16322PA0050106	Rating Area 5	Tobacco User/Non-Tobacco User	38	344.78	353.40
16322PA0050106	Rating Area 5	Tobacco User/Non-Tobacco User	39	349.21	357.94
16322PA0050106	Rating Area 5	Tobacco User/Non-Tobacco User	40	353.64	362.48
16322PA0050106	Rating Area 5	Tobacco User/Non-Tobacco User	41	360.28	369.28
16322PA0050106	Rating Area 5	Tobacco User/Non-Tobacco User	42	366.64	375.81

16322PA0050106	Rating Area 5	Tobacco User/Non-Tobacco User	43	375.50	384.88
16322PA0050106	Rating Area 5	Tobacco User/Non-Tobacco User	44	386.56	396.23
16322PA0050106	Rating Area 5	Tobacco User/Non-Tobacco User	45	399.57	409.56
16322PA0050106	Rating Area 5	Tobacco User/Non-Tobacco User	46	415.07	425.44
16322PA0050106	Rating Area 5	Tobacco User/Non-Tobacco User	47	432.50	443.31
16322PA0050106	Rating Area 5	Tobacco User/Non-Tobacco User	48	452.42	463.73
16322PA0050106	Rating Area 5	Tobacco User/Non-Tobacco User	49	472.07	483.87
16322PA0050106	Rating Area 5	Tobacco User/Non-Tobacco User	50	494.20	506.56
16322PA0050106	Rating Area 5	Tobacco User/Non-Tobacco User	51	516.06	528.97
16322PA0050106	Rating Area 5	Tobacco User/Non-Tobacco User	52	540.14	553.64
16322PA0050106	Rating Area 5	Tobacco User/Non-Tobacco User	53	564.49	578.60
16322PA0050106	Rating Area 5	Tobacco User/Non-Tobacco User	54	590.78	605.55
16322PA0050106	Rating Area 5	Tobacco User/Non-Tobacco User	55	617.06	632.49
16322PA0050106	Rating Area 5	Tobacco User/Non-Tobacco User	56	645.56	661.70
16322PA0050106	Rating Area 5	Tobacco User/Non-Tobacco User	57	674.34	691.20
16322PA0050106	Rating Area 5	Tobacco User/Non-Tobacco User	58	705.06	722.68
16322PA0050106	Rating Area 5	Tobacco User/Non-Tobacco User	59	720.28	738.28
16322PA0050106	Rating Area 5	Tobacco User/Non-Tobacco User	60	750.99	769.77
16322PA0050106	Rating Area 5	Tobacco User/Non-Tobacco User	61	777.56	796.99
16322PA0050106	Rating Area 5	Tobacco User/Non-Tobacco User	62	794.99	814.86
16322PA0050106	Rating Area 5	Tobacco User/Non-Tobacco User	63	816.85	837.27
16322PA0050106	Rating Area 5	Tobacco User/Non-Tobacco User	64 and over	830.13	850.88
16322PA0050107	Rating Area 1	Tobacco User/Non-Tobacco User	0-14	371.74	371.74
16322PA0050107	Rating Area 1	Tobacco User/Non-Tobacco User	15	404.79	404.79
16322PA0050107	Rating Area 1	Tobacco User/Non-Tobacco User	16	417.42	417.42
16322PA0050107	Rating Area 1	Tobacco User/Non-Tobacco User	17	430.06	430.06
16322PA0050107	Rating Area 1	Tobacco User/Non-Tobacco User	18	443.66	454.75
16322PA0050107	Rating Area 1	Tobacco User/Non-Tobacco User	19	457.27	468.70
16322PA0050107	Rating Area 1	Tobacco User/Non-Tobacco User	20	471.36	483.15
16322PA0050107	Rating Area 1	Tobacco User/Non-Tobacco User	21	485.94	498.09
16322PA0050107	Rating Area 1	Tobacco User/Non-Tobacco User	22	485.94	498.09
16322PA0050107	Rating Area 1	Tobacco User/Non-Tobacco User	23	485.94	498.09
16322PA0050107	Rating Area 1	Tobacco User/Non-Tobacco User	24	485.94	498.09
16322PA0050107	Rating Area 1	Tobacco User/Non-Tobacco User	25	487.88	500.08
16322PA0050107	Rating Area 1	Tobacco User/Non-Tobacco User	26	497.60	510.04
16322PA0050107	Rating Area 1	Tobacco User/Non-Tobacco User	27	509.27	522.00
16322PA0050107	Rating Area 1	Tobacco User/Non-Tobacco User	28	528.22	541.42
16322PA0050107	Rating Area 1	Tobacco User/Non-Tobacco User	29	543.77	557.36
16322PA0050107	Rating Area 1	Tobacco User/Non-Tobacco User	30	551.54	565.33
16322PA0050107	Rating Area 1	Tobacco User/Non-Tobacco User	31	563.20	577.28
16322PA0050107	Rating Area 1	Tobacco User/Non-Tobacco User	32	574.87	589.24
16322PA0050107	Rating Area 1	Tobacco User/Non-Tobacco User	33	582.16	596.71
16322PA0050107	Rating Area 1	Tobacco User/Non-Tobacco User	34	589.93	604.88
16322PA0050107	Rating Area 1	Tobacco User/Non-Tobacco User	35	593.82	608.66
16322PA0050107	Rating Area 1	Tobacco User/Non-Tobacco User	36	597.71	612.65
16322PA0050107	Rating Area 1	Tobacco User/Non-Tobacco User	37	601.59	616.63
16322PA0050107	Rating Area 1	Tobacco User/Non-Tobacco User	38	605.48	620.62
16322PA0050107	Rating Area 1	Tobacco User/Non-Tobacco User	39	613.26	628.59
16322PA0050107	Rating Area 1	Tobacco User/Non-Tobacco User	40	621.03	636.56
16322PA0050107	Rating Area 1	Tobacco User/Non-Tobacco User	41	632.69	648.51
16322PA0050107	Rating Area 1	Tobacco User/Non-Tobacco User	42	643.87	659.97
16322PA0050107	Rating Area 1	Tobacco User/Non-Tobacco User	43	659.42	675.91
16322PA0050107	Rating Area 1	Tobacco User/Non-Tobacco User	44	678.86	695.83
16322PA0050107	Rating Area 1	Tobacco User/Non-Tobacco User	45	701.70	719.24
16322PA0050107	Rating Area 1	Tobacco User/Non-Tobacco User	46	728.91	747.13
16322PA0050107	Rating Area 1	Tobacco User/Non-Tobacco User	47	759.52	778.51
16322PA0050107	Rating Area 1	Tobacco User/Non-Tobacco User	48	794.51	814.37
16322PA0050107	Rating Area 1	Tobacco User/Non-Tobacco User	49	829.01	849.74
16322PA0050107	Rating Area 1	Tobacco User/Non-Tobacco User	50	867.89	889.59
16322PA0050107	Rating Area 1	Tobacco User/Non-Tobacco User	51	906.28	928.94
16322PA0050107	Rating Area 1	Tobacco User/Non-Tobacco User	52	948.55	972.27
16322PA0050107	Rating Area 1	Tobacco User/Non-Tobacco User	53	991.32	1016.10
16322PA0050107	Rating Area 1	Tobacco User/Non-Tobacco User	54	1037.48	1063.42
16322PA0050107	Rating Area 1	Tobacco User/Non-Tobacco User	55	1083.65	1110.74
16322PA0050107	Rating Area 1	Tobacco User/Non-Tobacco User	56	1133.70	1162.04
16322PA0050107	Rating Area 1	Tobacco User/Non-Tobacco User	57	1184.24	1213.84
16322PA0050107	Rating Area 1	Tobacco User/Non-Tobacco User	58	1238.18	1269.13
16322PA0050107	Rating Area 1	Tobacco User/Non-Tobacco User	59	1264.90	1296.52
16322PA0050107	Rating Area 1	Tobacco User/Non-Tobacco User	60	1318.84	1351.81
16322PA0050107	Rating Area 1	Tobacco User/Non-Tobacco User	61	1365.49	1399.63
16322PA0050107	Rating Area 1	Tobacco User/Non-Tobacco User	62	1396.11	1431.01
16322PA0050107	Rating Area 1	Tobacco User/Non-Tobacco User	63	1434.49	1470.36
16322PA0050107	Rating Area 1	Tobacco User/Non-Tobacco User	64 and over	1457.82	1494.27
16322PA0050107	Rating Area 3	Tobacco User/Non-Tobacco User	0-14	469.09	469.09
16322PA0050107	Rating Area 3	Tobacco User/Non-Tobacco User	15	510.79	510.79
16322PA0050107	Rating Area 3	Tobacco User/Non-Tobacco User	16	526.73	526.73
16322PA0050107	Rating Area 3	Tobacco User/Non-Tobacco User	17	542.67	542.67
16322PA0050107	Rating Area 3	Tobacco User/Non-Tobacco User	18	559.84	573.84
16322PA0050107	Rating Area 3	Tobacco User/Non-Tobacco User	19	577.01	591.44
16322PA0050107	Rating Area 3	Tobacco User/Non-Tobacco User	20	594.79	609.66
16322PA0050107	Rating Area 3	Tobacco User/Non-Tobacco User	21	613.19	628.52
16322PA0050107	Rating Area 3	Tobacco User/Non-Tobacco User	22	613.19	628.52
16322PA0050107	Rating Area 3	Tobacco User/Non-Tobacco User	23	613.19	628.52
16322PA0050107	Rating Area 3	Tobacco User/Non-Tobacco User	24	613.19	628.52
16322PA0050107	Rating Area 3	Tobacco User/Non-Tobacco User	25	615.64	631.03
16322PA0050107	Rating Area 3	Tobacco User/Non-Tobacco User	26	627.91	643.60
16322PA0050107	Rating Area 3	Tobacco User/Non-Tobacco User	27	642.62	658.69
16322PA0050107	Rating Area 3	Tobacco User/Non-Tobacco User	28	666.54	683.20
16322PA0050107	Rating Area 3	Tobacco User/Non-Tobacco User	29	686.16	703.31
16322PA0050107	Rating Area 3	Tobacco User/Non-Tobacco User	30	695.97	713.37
16322PA0050107	Rating Area 3	Tobacco User/Non-Tobacco User	31	710.69	728.45
16322PA0050107	Rating Area 3	Tobacco User/Non-Tobacco User	32	725.40	743.54
16322PA0050107	Rating Area 3	Tobacco User/Non-Tobacco User	33	734.60	752.97
16322PA0050107	Rating Area 3	Tobacco User/Non-Tobacco User	34	744.41	763.02
16322PA0050107	Rating Area 3	Tobacco User/Non-Tobacco User	35	749.32	768.05
16322PA0050107	Rating Area 3	Tobacco User/Non-Tobacco User	36	754.22	773.08
16322PA0050107	Rating Area 3	Tobacco User/Non-Tobacco User	37	759.13	778.11
16322PA0050107	Rating Area 3	Tobacco User/Non-Tobacco User	38	764.03	783.14
16322PA0050107	Rating Area 3	Tobacco User/Non-Tobacco User	39	773.85	793.19
16322PA0050107	Rating Area 3	Tobacco User/Non-Tobacco User	40	783.66	803.25
16322PA0050107	Rating Area 3	Tobacco User/Non-Tobacco User	41	798.37	818.33
16322PA0050107	Rating Area 3	Tobacco User/Non-Tobacco User	42	812.48	832.79
16322PA0050107	Rating Area 3	Tobacco User/Non-Tobacco User	43	832.10	852.90
16322PA0050107	Rating Area 3	Tobacco User/Non-Tobacco User	44	856.63	878.04
16322PA0050107	Rating Area 3	Tobacco User/Non-Tobacco User	45	885.45	907.58

16322PA0050107	Rating Area 3	Tobacco User/Non-Tobacco User	46	919.79	942.78
16322PA0050107	Rating Area 3	Tobacco User/Non-Tobacco User	47	988.42	982.38
16322PA0050107	Rating Area 3	Tobacco User/Non-Tobacco User	48	1002.57	1027.63
16322PA0050107	Rating Area 3	Tobacco User/Non-Tobacco User	49	1046.10	1072.25
16322PA0050107	Rating Area 3	Tobacco User/Non-Tobacco User	50	1095.16	1122.54
16322PA0050107	Rating Area 3	Tobacco User/Non-Tobacco User	51	1143.60	1172.19
16322PA0050107	Rating Area 3	Tobacco User/Non-Tobacco User	52	1196.95	1226.87
16322PA0050107	Rating Area 3	Tobacco User/Non-Tobacco User	53	1250.91	1282.18
16322PA0050107	Rating Area 3	Tobacco User/Non-Tobacco User	54	1309.16	1341.89
16322PA0050107	Rating Area 3	Tobacco User/Non-Tobacco User	55	1367.41	1401.60
16322PA0050107	Rating Area 3	Tobacco User/Non-Tobacco User	56	1430.57	1466.34
16322PA0050107	Rating Area 3	Tobacco User/Non-Tobacco User	57	1494.34	1531.70
16322PA0050107	Rating Area 3	Tobacco User/Non-Tobacco User	58	1562.41	1601.47
16322PA0050107	Rating Area 3	Tobacco User/Non-Tobacco User	59	1596.13	1636.04
16322PA0050107	Rating Area 3	Tobacco User/Non-Tobacco User	60	1664.20	1705.80
16322PA0050107	Rating Area 3	Tobacco User/Non-Tobacco User	61	1723.06	1766.14
16322PA0050107	Rating Area 3	Tobacco User/Non-Tobacco User	62	1761.69	1805.74
16322PA0050107	Rating Area 3	Tobacco User/Non-Tobacco User	63	1810.14	1855.39
16322PA0050107	Rating Area 3	Tobacco User/Non-Tobacco User	64 and over	1839.57	1885.56
16322PA0050107	Rating Area 4	Tobacco User/Non-Tobacco User	0-14	371.74	371.74
16322PA0050107	Rating Area 4	Tobacco User/Non-Tobacco User	15	404.79	404.79
16322PA0050107	Rating Area 4	Tobacco User/Non-Tobacco User	16	417.42	417.42
16322PA0050107	Rating Area 4	Tobacco User/Non-Tobacco User	17	430.06	430.06
16322PA0050107	Rating Area 4	Tobacco User/Non-Tobacco User	18	443.66	454.75
16322PA0050107	Rating Area 4	Tobacco User/Non-Tobacco User	19	457.27	468.70
16322PA0050107	Rating Area 4	Tobacco User/Non-Tobacco User	20	471.36	483.15
16322PA0050107	Rating Area 4	Tobacco User/Non-Tobacco User	21	485.94	498.09
16322PA0050107	Rating Area 4	Tobacco User/Non-Tobacco User	22	485.94	498.09
16322PA0050107	Rating Area 4	Tobacco User/Non-Tobacco User	23	485.94	498.09
16322PA0050107	Rating Area 4	Tobacco User/Non-Tobacco User	24	485.94	498.09
16322PA0050107	Rating Area 4	Tobacco User/Non-Tobacco User	25	487.88	500.08
16322PA0050107	Rating Area 4	Tobacco User/Non-Tobacco User	26	497.60	510.04
16322PA0050107	Rating Area 4	Tobacco User/Non-Tobacco User	27	509.27	522.00
16322PA0050107	Rating Area 4	Tobacco User/Non-Tobacco User	28	528.22	541.42
16322PA0050107	Rating Area 4	Tobacco User/Non-Tobacco User	29	543.77	557.36
16322PA0050107	Rating Area 4	Tobacco User/Non-Tobacco User	30	551.54	565.33
16322PA0050107	Rating Area 4	Tobacco User/Non-Tobacco User	31	563.20	577.28
16322PA0050107	Rating Area 4	Tobacco User/Non-Tobacco User	32	574.87	589.24
16322PA0050107	Rating Area 4	Tobacco User/Non-Tobacco User	33	582.16	596.71
16322PA0050107	Rating Area 4	Tobacco User/Non-Tobacco User	34	589.93	604.68
16322PA0050107	Rating Area 4	Tobacco User/Non-Tobacco User	35	593.82	608.66
16322PA0050107	Rating Area 4	Tobacco User/Non-Tobacco User	36	597.71	612.65
16322PA0050107	Rating Area 4	Tobacco User/Non-Tobacco User	37	601.59	616.63
16322PA0050107	Rating Area 4	Tobacco User/Non-Tobacco User	38	605.48	620.62
16322PA0050107	Rating Area 4	Tobacco User/Non-Tobacco User	39	613.26	628.59
16322PA0050107	Rating Area 4	Tobacco User/Non-Tobacco User	40	621.03	636.56
16322PA0050107	Rating Area 4	Tobacco User/Non-Tobacco User	41	632.69	648.51
16322PA0050107	Rating Area 4	Tobacco User/Non-Tobacco User	42	643.87	659.97
16322PA0050107	Rating Area 4	Tobacco User/Non-Tobacco User	43	659.42	675.91
16322PA0050107	Rating Area 4	Tobacco User/Non-Tobacco User	44	678.86	695.83
16322PA0050107	Rating Area 4	Tobacco User/Non-Tobacco User	45	701.70	719.24
16322PA0050107	Rating Area 4	Tobacco User/Non-Tobacco User	46	728.91	747.13
16322PA0050107	Rating Area 4	Tobacco User/Non-Tobacco User	47	759.52	778.51
16322PA0050107	Rating Area 4	Tobacco User/Non-Tobacco User	48	794.51	814.37
16322PA0050107	Rating Area 4	Tobacco User/Non-Tobacco User	49	829.01	849.74
16322PA0050107	Rating Area 4	Tobacco User/Non-Tobacco User	50	867.89	889.59
16322PA0050107	Rating Area 4	Tobacco User/Non-Tobacco User	51	906.28	928.94
16322PA0050107	Rating Area 4	Tobacco User/Non-Tobacco User	52	948.55	972.27
16322PA0050107	Rating Area 4	Tobacco User/Non-Tobacco User	53	991.32	1016.10
16322PA0050107	Rating Area 4	Tobacco User/Non-Tobacco User	54	1037.48	1063.42
16322PA0050107	Rating Area 4	Tobacco User/Non-Tobacco User	55	1083.65	1110.74
16322PA0050107	Rating Area 4	Tobacco User/Non-Tobacco User	56	1133.70	1162.04
16322PA0050107	Rating Area 4	Tobacco User/Non-Tobacco User	57	1184.24	1213.84
16322PA0050107	Rating Area 4	Tobacco User/Non-Tobacco User	58	1238.18	1269.13
16322PA0050107	Rating Area 4	Tobacco User/Non-Tobacco User	59	1264.90	1296.52
16322PA0050107	Rating Area 4	Tobacco User/Non-Tobacco User	60	1318.84	1351.81
16322PA0050107	Rating Area 4	Tobacco User/Non-Tobacco User	61	1365.49	1399.63
16322PA0050107	Rating Area 4	Tobacco User/Non-Tobacco User	62	1396.11	1431.01
16322PA0050107	Rating Area 4	Tobacco User/Non-Tobacco User	63	1434.49	1470.36
16322PA0050107	Rating Area 4	Tobacco User/Non-Tobacco User	64 and over	1457.82	1494.27
16322PA0050107	Rating Area 5	Tobacco User/Non-Tobacco User	0-14	371.74	371.74
16322PA0050107	Rating Area 5	Tobacco User/Non-Tobacco User	15	404.79	404.79
16322PA0050107	Rating Area 5	Tobacco User/Non-Tobacco User	16	417.42	417.42
16322PA0050107	Rating Area 5	Tobacco User/Non-Tobacco User	17	430.06	430.06
16322PA0050107	Rating Area 5	Tobacco User/Non-Tobacco User	18	443.66	454.75
16322PA0050107	Rating Area 5	Tobacco User/Non-Tobacco User	19	457.27	468.70
16322PA0050107	Rating Area 5	Tobacco User/Non-Tobacco User	20	471.36	483.15
16322PA0050107	Rating Area 5	Tobacco User/Non-Tobacco User	21	485.94	498.09
16322PA0050107	Rating Area 5	Tobacco User/Non-Tobacco User	22	485.94	498.09
16322PA0050107	Rating Area 5	Tobacco User/Non-Tobacco User	23	485.94	498.09
16322PA0050107	Rating Area 5	Tobacco User/Non-Tobacco User	24	485.94	498.09
16322PA0050107	Rating Area 5	Tobacco User/Non-Tobacco User	25	487.88	500.08
16322PA0050107	Rating Area 5	Tobacco User/Non-Tobacco User	26	497.60	510.04
16322PA0050107	Rating Area 5	Tobacco User/Non-Tobacco User	27	509.27	522.00
16322PA0050107	Rating Area 5	Tobacco User/Non-Tobacco User	28	528.22	541.42
16322PA0050107	Rating Area 5	Tobacco User/Non-Tobacco User	29	543.77	557.36
16322PA0050107	Rating Area 5	Tobacco User/Non-Tobacco User	30	551.54	565.33
16322PA0050107	Rating Area 5	Tobacco User/Non-Tobacco User	31	563.20	577.28
16322PA0050107	Rating Area 5	Tobacco User/Non-Tobacco User	32	574.87	589.24
16322PA0050107	Rating Area 5	Tobacco User/Non-Tobacco User	33	582.16	596.71
16322PA0050107	Rating Area 5	Tobacco User/Non-Tobacco User	34	589.93	604.68
16322PA0050107	Rating Area 5	Tobacco User/Non-Tobacco User	35	593.82	608.66
16322PA0050107	Rating Area 5	Tobacco User/Non-Tobacco User	36	597.71	612.65
16322PA0050107	Rating Area 5	Tobacco User/Non-Tobacco User	37	601.59	616.63
16322PA0050107	Rating Area 5	Tobacco User/Non-Tobacco User	38	605.48	620.62
16322PA0050107	Rating Area 5	Tobacco User/Non-Tobacco User	39	613.26	628.59
16322PA0050107	Rating Area 5	Tobacco User/Non-Tobacco User	40	621.03	636.56
16322PA0050107	Rating Area 5	Tobacco User/Non-Tobacco User	41	632.69	648.51
16322PA0050107	Rating Area 5	Tobacco User/Non-Tobacco User	42	643.87	659.97
16322PA0050107	Rating Area 5	Tobacco User/Non-Tobacco User	43	659.42	675.91
16322PA0050107	Rating Area 5	Tobacco User/Non-Tobacco User	44	678.86	695.83
16322PA0050107	Rating Area 5	Tobacco User/Non-Tobacco User	45	701.70	719.24
16322PA0050107	Rating Area 5	Tobacco User/Non-Tobacco User	46	728.91	747.13
16322PA0050107	Rating Area 5	Tobacco User/Non-Tobacco User	47	759.52	778.51
16322PA0050107	Rating Area 5	Tobacco User/Non-Tobacco User	48	794.51	814.37

16322PA0050107	Rating Area 5	Tobacco User/Non-Tobacco User	49	829.01	849.74
16322PA0050107	Rating Area 5	Tobacco User/Non-Tobacco User	50	867.89	889.59
16322PA0050107	Rating Area 5	Tobacco User/Non-Tobacco User	51	906.28	928.94
16322PA0050107	Rating Area 5	Tobacco User/Non-Tobacco User	52	948.55	972.27
16322PA0050107	Rating Area 5	Tobacco User/Non-Tobacco User	53	991.32	1016.10
16322PA0050107	Rating Area 5	Tobacco User/Non-Tobacco User	54	1037.48	1063.42
16322PA0050107	Rating Area 5	Tobacco User/Non-Tobacco User	55	1083.65	1110.74
16322PA0050107	Rating Area 5	Tobacco User/Non-Tobacco User	56	1133.70	1162.04
16322PA0050107	Rating Area 5	Tobacco User/Non-Tobacco User	57	1184.24	1213.84
16322PA0050107	Rating Area 5	Tobacco User/Non-Tobacco User	58	1238.18	1269.13
16322PA0050107	Rating Area 5	Tobacco User/Non-Tobacco User	59	1264.90	1296.52
16322PA0050107	Rating Area 5	Tobacco User/Non-Tobacco User	60	1318.84	1351.81
16322PA0050107	Rating Area 5	Tobacco User/Non-Tobacco User	61	1365.49	1399.63
16322PA0050107	Rating Area 5	Tobacco User/Non-Tobacco User	62	1396.11	1431.01
16322PA0050107	Rating Area 5	Tobacco User/Non-Tobacco User	63	1434.49	1470.36
16322PA0050107	Rating Area 5	Tobacco User/Non-Tobacco User	64 and over	1457.82	1494.27
16322PA0050108	Rating Area 4	Tobacco User/Non-Tobacco User	0-14	175.19	175.19
16322PA0050108	Rating Area 4	Tobacco User/Non-Tobacco User	15	190.76	190.76
16322PA0050108	Rating Area 4	Tobacco User/Non-Tobacco User	16	196.71	196.71
16322PA0050108	Rating Area 4	Tobacco User/Non-Tobacco User	17	202.67	202.67
16322PA0050108	Rating Area 4	Tobacco User/Non-Tobacco User	18	209.08	214.30
16322PA0050108	Rating Area 4	Tobacco User/Non-Tobacco User	19	215.49	220.88
16322PA0050108	Rating Area 4	Tobacco User/Non-Tobacco User	20	222.13	227.68
16322PA0050108	Rating Area 4	Tobacco User/Non-Tobacco User	21	229.00	234.73
16322PA0050108	Rating Area 4	Tobacco User/Non-Tobacco User	22	229.00	234.73
16322PA0050108	Rating Area 4	Tobacco User/Non-Tobacco User	23	229.00	234.73
16322PA0050108	Rating Area 4	Tobacco User/Non-Tobacco User	24	229.00	234.73
16322PA0050108	Rating Area 4	Tobacco User/Non-Tobacco User	25	229.92	235.66
16322PA0050108	Rating Area 4	Tobacco User/Non-Tobacco User	26	234.50	240.36
16322PA0050108	Rating Area 4	Tobacco User/Non-Tobacco User	27	239.99	245.99
16322PA0050108	Rating Area 4	Tobacco User/Non-Tobacco User	28	248.92	255.15
16322PA0050108	Rating Area 4	Tobacco User/Non-Tobacco User	29	256.25	262.66
16322PA0050108	Rating Area 4	Tobacco User/Non-Tobacco User	30	259.92	266.41
16322PA0050108	Rating Area 4	Tobacco User/Non-Tobacco User	31	265.41	272.05
16322PA0050108	Rating Area 4	Tobacco User/Non-Tobacco User	32	270.91	277.68
16322PA0050108	Rating Area 4	Tobacco User/Non-Tobacco User	33	274.34	281.20
16322PA0050108	Rating Area 4	Tobacco User/Non-Tobacco User	34	278.01	284.96
16322PA0050108	Rating Area 4	Tobacco User/Non-Tobacco User	35	279.84	286.83
16322PA0050108	Rating Area 4	Tobacco User/Non-Tobacco User	36	281.67	288.71
16322PA0050108	Rating Area 4	Tobacco User/Non-Tobacco User	37	283.50	290.59
16322PA0050108	Rating Area 4	Tobacco User/Non-Tobacco User	38	285.33	292.47
16322PA0050108	Rating Area 4	Tobacco User/Non-Tobacco User	39	289.00	296.22
16322PA0050108	Rating Area 4	Tobacco User/Non-Tobacco User	40	292.66	299.98
16322PA0050108	Rating Area 4	Tobacco User/Non-Tobacco User	41	298.16	305.61
16322PA0050108	Rating Area 4	Tobacco User/Non-Tobacco User	42	303.43	311.01
16322PA0050108	Rating Area 4	Tobacco User/Non-Tobacco User	43	310.75	318.52
16322PA0050108	Rating Area 4	Tobacco User/Non-Tobacco User	44	319.91	327.91
16322PA0050108	Rating Area 4	Tobacco User/Non-Tobacco User	45	330.68	338.94
16322PA0050108	Rating Area 4	Tobacco User/Non-Tobacco User	46	343.50	352.09
16322PA0050108	Rating Area 4	Tobacco User/Non-Tobacco User	47	357.93	366.88
16322PA0050108	Rating Area 4	Tobacco User/Non-Tobacco User	48	374.42	383.78
16322PA0050108	Rating Area 4	Tobacco User/Non-Tobacco User	49	390.67	400.44
16322PA0050108	Rating Area 4	Tobacco User/Non-Tobacco User	50	408.99	419.22
16322PA0050108	Rating Area 4	Tobacco User/Non-Tobacco User	51	427.09	437.76
16322PA0050108	Rating Area 4	Tobacco User/Non-Tobacco User	52	447.01	458.18
16322PA0050108	Rating Area 4	Tobacco User/Non-Tobacco User	53	467.16	478.84
16322PA0050108	Rating Area 4	Tobacco User/Non-Tobacco User	54	488.92	501.14
16322PA0050108	Rating Area 4	Tobacco User/Non-Tobacco User	55	510.67	523.44
16322PA0050108	Rating Area 4	Tobacco User/Non-Tobacco User	56	534.26	547.61
16322PA0050108	Rating Area 4	Tobacco User/Non-Tobacco User	57	558.07	572.02
16322PA0050108	Rating Area 4	Tobacco User/Non-Tobacco User	58	583.49	598.08
16322PA0050108	Rating Area 4	Tobacco User/Non-Tobacco User	59	596.09	610.99
16322PA0050108	Rating Area 4	Tobacco User/Non-Tobacco User	60	621.51	637.04
16322PA0050108	Rating Area 4	Tobacco User/Non-Tobacco User	61	643.49	659.58
16322PA0050108	Rating Area 4	Tobacco User/Non-Tobacco User	62	657.92	674.36
16322PA0050108	Rating Area 4	Tobacco User/Non-Tobacco User	63	676.01	692.91
16322PA0050108	Rating Area 4	Tobacco User/Non-Tobacco User	64 and over	687.00	704.18
16322PA0050111	Rating Area 1	Tobacco User/Non-Tobacco User	0-14	144.66	144.66
16322PA0050111	Rating Area 1	Tobacco User/Non-Tobacco User	15	157.52	157.52
16322PA0050111	Rating Area 1	Tobacco User/Non-Tobacco User	16	162.44	162.44
16322PA0050111	Rating Area 1	Tobacco User/Non-Tobacco User	17	167.35	167.35
16322PA0050111	Rating Area 1	Tobacco User/Non-Tobacco User	18	172.65	176.96
16322PA0050111	Rating Area 1	Tobacco User/Non-Tobacco User	19	177.94	182.39
16322PA0050111	Rating Area 1	Tobacco User/Non-Tobacco User	20	183.43	188.01
16322PA0050111	Rating Area 1	Tobacco User/Non-Tobacco User	21	189.10	193.83
16322PA0050111	Rating Area 1	Tobacco User/Non-Tobacco User	22	189.10	193.83
16322PA0050111	Rating Area 1	Tobacco User/Non-Tobacco User	23	189.10	193.83
16322PA0050111	Rating Area 1	Tobacco User/Non-Tobacco User	24	189.10	193.83
16322PA0050111	Rating Area 1	Tobacco User/Non-Tobacco User	25	189.86	194.60
16322PA0050111	Rating Area 1	Tobacco User/Non-Tobacco User	26	193.64	198.48
16322PA0050111	Rating Area 1	Tobacco User/Non-Tobacco User	27	198.18	203.13
16322PA0050111	Rating Area 1	Tobacco User/Non-Tobacco User	28	205.55	210.69
16322PA0050111	Rating Area 1	Tobacco User/Non-Tobacco User	29	211.60	216.89
16322PA0050111	Rating Area 1	Tobacco User/Non-Tobacco User	30	214.63	219.99
16322PA0050111	Rating Area 1	Tobacco User/Non-Tobacco User	31	219.17	224.65
16322PA0050111	Rating Area 1	Tobacco User/Non-Tobacco User	32	223.71	229.30
16322PA0050111	Rating Area 1	Tobacco User/Non-Tobacco User	33	226.54	232.21
16322PA0050111	Rating Area 1	Tobacco User/Non-Tobacco User	34	229.57	235.31
16322PA0050111	Rating Area 1	Tobacco User/Non-Tobacco User	35	231.08	236.86
16322PA0050111	Rating Area 1	Tobacco User/Non-Tobacco User	36	232.59	238.41
16322PA0050111	Rating Area 1	Tobacco User/Non-Tobacco User	37	234.11	239.96
16322PA0050111	Rating Area 1	Tobacco User/Non-Tobacco User	38	235.62	241.51
16322PA0050111	Rating Area 1	Tobacco User/Non-Tobacco User	39	238.64	244.61
16322PA0050111	Rating Area 1	Tobacco User/Non-Tobacco User	40	241.67	247.71
16322PA0050111	Rating Area 1	Tobacco User/Non-Tobacco User	41	246.21	252.36
16322PA0050111	Rating Area 1	Tobacco User/Non-Tobacco User	42	250.56	256.82
16322PA0050111	Rating Area 1	Tobacco User/Non-Tobacco User	43	256.61	263.02
16322PA0050111	Rating Area 1	Tobacco User/Non-Tobacco User	44	264.17	270.78
16322PA0050111	Rating Area 1	Tobacco User/Non-Tobacco User	45	273.06	279.89
16322PA0050111	Rating Area 1	Tobacco User/Non-Tobacco User	46	283.65	290.74
16322PA0050111	Rating Area 1	Tobacco User/Non-Tobacco User	47	295.56	302.95
16322PA0050111	Rating Area 1	Tobacco User/Non-Tobacco User	48	309.18	316.91
16322PA0050111	Rating Area 1	Tobacco User/Non-Tobacco User	49	322.60	330.67
16322PA0050111	Rating Area 1	Tobacco User/Non-Tobacco User	50	337.73	346.18
16322PA0050111	Rating Area 1	Tobacco User/Non-Tobacco User	51	352.67	361.49

16322PA0050111	Rating Area 1	Tobacco User/Non-Tobacco User	52	369.12	378.35
16322PA0050111	Rating Area 1	Tobacco User/Non-Tobacco User	53	385.76	395.41
16322PA0050111	Rating Area 1	Tobacco User/Non-Tobacco User	54	403.73	413.82
16322PA0050111	Rating Area 1	Tobacco User/Non-Tobacco User	55	421.69	432.24
16322PA0050111	Rating Area 1	Tobacco User/Non-Tobacco User	56	441.17	452.20
16322PA0050111	Rating Area 1	Tobacco User/Non-Tobacco User	57	460.84	472.36
16322PA0050111	Rating Area 1	Tobacco User/Non-Tobacco User	58	481.83	493.87
16322PA0050111	Rating Area 1	Tobacco User/Non-Tobacco User	59	492.23	504.53
16322PA0050111	Rating Area 1	Tobacco User/Non-Tobacco User	60	513.22	526.05
16322PA0050111	Rating Area 1	Tobacco User/Non-Tobacco User	61	531.37	544.66
16322PA0050111	Rating Area 1	Tobacco User/Non-Tobacco User	62	543.28	556.87
16322PA0050111	Rating Area 1	Tobacco User/Non-Tobacco User	63	568.22	572.18
16322PA0050111	Rating Area 1	Tobacco User/Non-Tobacco User	64 and over	567.30	581.48
16322PA0050111	Rating Area 3	Tobacco User/Non-Tobacco User	0-14	182.54	182.54
16322PA0050111	Rating Area 3	Tobacco User/Non-Tobacco User	15	198.77	198.77
16322PA0050111	Rating Area 3	Tobacco User/Non-Tobacco User	16	204.97	204.97
16322PA0050111	Rating Area 3	Tobacco User/Non-Tobacco User	17	211.18	211.18
16322PA0050111	Rating Area 3	Tobacco User/Non-Tobacco User	18	217.86	223.31
16322PA0050111	Rating Area 3	Tobacco User/Non-Tobacco User	19	224.54	230.15
16322PA0050111	Rating Area 3	Tobacco User/Non-Tobacco User	20	231.46	237.25
16322PA0050111	Rating Area 3	Tobacco User/Non-Tobacco User	21	238.62	244.59
16322PA0050111	Rating Area 3	Tobacco User/Non-Tobacco User	22	238.62	244.59
16322PA0050111	Rating Area 3	Tobacco User/Non-Tobacco User	23	238.62	244.59
16322PA0050111	Rating Area 3	Tobacco User/Non-Tobacco User	24	238.62	244.59
16322PA0050111	Rating Area 3	Tobacco User/Non-Tobacco User	25	239.57	245.56
16322PA0050111	Rating Area 3	Tobacco User/Non-Tobacco User	26	244.35	250.46
16322PA0050111	Rating Area 3	Tobacco User/Non-Tobacco User	27	250.07	256.33
16322PA0050111	Rating Area 3	Tobacco User/Non-Tobacco User	28	259.38	265.86
16322PA0050111	Rating Area 3	Tobacco User/Non-Tobacco User	29	267.02	273.69
16322PA0050111	Rating Area 3	Tobacco User/Non-Tobacco User	30	270.83	277.60
16322PA0050111	Rating Area 3	Tobacco User/Non-Tobacco User	31	276.56	283.47
16322PA0050111	Rating Area 3	Tobacco User/Non-Tobacco User	32	282.29	289.34
16322PA0050111	Rating Area 3	Tobacco User/Non-Tobacco User	33	285.87	293.01
16322PA0050111	Rating Area 3	Tobacco User/Non-Tobacco User	34	289.68	296.93
16322PA0050111	Rating Area 3	Tobacco User/Non-Tobacco User	35	291.59	298.88
16322PA0050111	Rating Area 3	Tobacco User/Non-Tobacco User	36	293.50	300.84
16322PA0050111	Rating Area 3	Tobacco User/Non-Tobacco User	37	295.41	302.80
16322PA0050111	Rating Area 3	Tobacco User/Non-Tobacco User	38	297.32	304.75
16322PA0050111	Rating Area 3	Tobacco User/Non-Tobacco User	39	301.14	308.67
16322PA0050111	Rating Area 3	Tobacco User/Non-Tobacco User	40	304.96	312.58
16322PA0050111	Rating Area 3	Tobacco User/Non-Tobacco User	41	310.68	318.45
16322PA0050111	Rating Area 3	Tobacco User/Non-Tobacco User	42	316.17	324.08
16322PA0050111	Rating Area 3	Tobacco User/Non-Tobacco User	43	323.81	331.90
16322PA0050111	Rating Area 3	Tobacco User/Non-Tobacco User	44	333.35	341.69
16322PA0050111	Rating Area 3	Tobacco User/Non-Tobacco User	45	344.57	353.18
16322PA0050111	Rating Area 3	Tobacco User/Non-Tobacco User	46	357.93	366.88
16322PA0050111	Rating Area 3	Tobacco User/Non-Tobacco User	47	372.96	382.29
16322PA0050111	Rating Area 3	Tobacco User/Non-Tobacco User	48	390.14	399.90
16322PA0050111	Rating Area 3	Tobacco User/Non-Tobacco User	49	407.09	417.26
16322PA0050111	Rating Area 3	Tobacco User/Non-Tobacco User	50	426.18	436.83
16322PA0050111	Rating Area 3	Tobacco User/Non-Tobacco User	51	445.03	456.15
16322PA0050111	Rating Area 3	Tobacco User/Non-Tobacco User	52	465.79	477.43
16322PA0050111	Rating Area 3	Tobacco User/Non-Tobacco User	53	486.78	498.95
16322PA0050111	Rating Area 3	Tobacco User/Non-Tobacco User	54	509.45	522.19
16322PA0050111	Rating Area 3	Tobacco User/Non-Tobacco User	55	532.12	545.43
16322PA0050111	Rating Area 3	Tobacco User/Non-Tobacco User	56	556.70	570.62
16322PA0050111	Rating Area 3	Tobacco User/Non-Tobacco User	57	581.52	596.05
16322PA0050111	Rating Area 3	Tobacco User/Non-Tobacco User	58	608.00	623.20
16322PA0050111	Rating Area 3	Tobacco User/Non-Tobacco User	59	621.13	636.66
16322PA0050111	Rating Area 3	Tobacco User/Non-Tobacco User	60	647.61	663.81
16322PA0050111	Rating Area 3	Tobacco User/Non-Tobacco User	61	670.52	687.29
16322PA0050111	Rating Area 3	Tobacco User/Non-Tobacco User	62	685.56	702.69
16322PA0050111	Rating Area 3	Tobacco User/Non-Tobacco User	63	704.41	722.02
16322PA0050111	Rating Area 3	Tobacco User/Non-Tobacco User	64 and over	715.86	733.76
16322PA0050111	Rating Area 4	Tobacco User/Non-Tobacco User	0-14	144.66	144.66
16322PA0050111	Rating Area 4	Tobacco User/Non-Tobacco User	15	157.52	157.52
16322PA0050111	Rating Area 4	Tobacco User/Non-Tobacco User	16	162.44	162.44
16322PA0050111	Rating Area 4	Tobacco User/Non-Tobacco User	17	167.35	167.35
16322PA0050111	Rating Area 4	Tobacco User/Non-Tobacco User	18	172.65	176.96
16322PA0050111	Rating Area 4	Tobacco User/Non-Tobacco User	19	177.94	182.39
16322PA0050111	Rating Area 4	Tobacco User/Non-Tobacco User	20	183.43	188.01
16322PA0050111	Rating Area 4	Tobacco User/Non-Tobacco User	21	189.10	193.83
16322PA0050111	Rating Area 4	Tobacco User/Non-Tobacco User	22	189.10	193.83
16322PA0050111	Rating Area 4	Tobacco User/Non-Tobacco User	23	189.10	193.83
16322PA0050111	Rating Area 4	Tobacco User/Non-Tobacco User	24	189.10	193.83
16322PA0050111	Rating Area 4	Tobacco User/Non-Tobacco User	25	189.66	194.60
16322PA0050111	Rating Area 4	Tobacco User/Non-Tobacco User	26	193.64	198.48
16322PA0050111	Rating Area 4	Tobacco User/Non-Tobacco User	27	198.18	203.13
16322PA0050111	Rating Area 4	Tobacco User/Non-Tobacco User	28	205.55	210.69
16322PA0050111	Rating Area 4	Tobacco User/Non-Tobacco User	29	211.60	216.89
16322PA0050111	Rating Area 4	Tobacco User/Non-Tobacco User	30	214.63	219.99
16322PA0050111	Rating Area 4	Tobacco User/Non-Tobacco User	31	219.17	224.65
16322PA0050111	Rating Area 4	Tobacco User/Non-Tobacco User	32	223.71	229.30
16322PA0050111	Rating Area 4	Tobacco User/Non-Tobacco User	33	226.54	232.21
16322PA0050111	Rating Area 4	Tobacco User/Non-Tobacco User	34	229.57	235.31
16322PA0050111	Rating Area 4	Tobacco User/Non-Tobacco User	35	231.08	236.86
16322PA0050111	Rating Area 4	Tobacco User/Non-Tobacco User	36	232.59	238.41
16322PA0050111	Rating Area 4	Tobacco User/Non-Tobacco User	37	234.11	239.96
16322PA0050111	Rating Area 4	Tobacco User/Non-Tobacco User	38	235.62	241.51
16322PA0050111	Rating Area 4	Tobacco User/Non-Tobacco User	39	238.64	244.61
16322PA0050111	Rating Area 4	Tobacco User/Non-Tobacco User	40	241.67	247.71
16322PA0050111	Rating Area 4	Tobacco User/Non-Tobacco User	41	246.21	252.36
16322PA0050111	Rating Area 4	Tobacco User/Non-Tobacco User	42	250.56	256.82
16322PA0050111	Rating Area 4	Tobacco User/Non-Tobacco User	43	256.61	263.02
16322PA0050111	Rating Area 4	Tobacco User/Non-Tobacco User	44	264.17	270.78
16322PA0050111	Rating Area 4	Tobacco User/Non-Tobacco User	45	273.06	279.89
16322PA0050111	Rating Area 4	Tobacco User/Non-Tobacco User	46	283.65	290.74
16322PA0050111	Rating Area 4	Tobacco User/Non-Tobacco User	47	295.56	302.95
16322PA0050111	Rating Area 4	Tobacco User/Non-Tobacco User	48	309.18	316.91
16322PA0050111	Rating Area 4	Tobacco User/Non-Tobacco User	49	322.60	330.67
16322PA0050111	Rating Area 4	Tobacco User/Non-Tobacco User	50	337.73	346.18
16322PA0050111	Rating Area 4	Tobacco User/Non-Tobacco User	51	352.67	361.49
16322PA0050111	Rating Area 4	Tobacco User/Non-Tobacco User	52	369.12	378.35
16322PA0050111	Rating Area 4	Tobacco User/Non-Tobacco User	53	385.76	395.41
16322PA0050111	Rating Area 4	Tobacco User/Non-Tobacco User	54	403.73	413.82

16322PA0050111	Rating Area 4	Tobacco User/Non-Tobacco User	55	421.69	432.24
16322PA0050111	Rating Area 4	Tobacco User/Non-Tobacco User	56	441.17	452.20
16322PA0050111	Rating Area 4	Tobacco User/Non-Tobacco User	57	460.84	472.36
16322PA0050111	Rating Area 4	Tobacco User/Non-Tobacco User	58	481.83	493.87
16322PA0050111	Rating Area 4	Tobacco User/Non-Tobacco User	59	492.23	504.53
16322PA0050111	Rating Area 4	Tobacco User/Non-Tobacco User	60	513.22	526.05
16322PA0050111	Rating Area 4	Tobacco User/Non-Tobacco User	61	531.37	544.66
16322PA0050111	Rating Area 4	Tobacco User/Non-Tobacco User	62	543.28	556.87
16322PA0050111	Rating Area 4	Tobacco User/Non-Tobacco User	63	558.22	572.18
16322PA0050111	Rating Area 4	Tobacco User/Non-Tobacco User	64 and over	567.30	581.48
16322PA0050111	Rating Area 5	Tobacco User/Non-Tobacco User	0-14	144.66	144.66
16322PA0050111	Rating Area 5	Tobacco User/Non-Tobacco User	15	157.52	157.52
16322PA0050111	Rating Area 5	Tobacco User/Non-Tobacco User	16	162.44	162.44
16322PA0050111	Rating Area 5	Tobacco User/Non-Tobacco User	17	167.35	167.35
16322PA0050111	Rating Area 5	Tobacco User/Non-Tobacco User	18	172.65	176.96
16322PA0050111	Rating Area 5	Tobacco User/Non-Tobacco User	19	177.94	182.39
16322PA0050111	Rating Area 5	Tobacco User/Non-Tobacco User	20	183.43	188.01
16322PA0050111	Rating Area 5	Tobacco User/Non-Tobacco User	21	189.10	193.83
16322PA0050111	Rating Area 5	Tobacco User/Non-Tobacco User	22	189.10	193.83
16322PA0050111	Rating Area 5	Tobacco User/Non-Tobacco User	23	189.10	193.83
16322PA0050111	Rating Area 5	Tobacco User/Non-Tobacco User	24	189.10	193.83
16322PA0050111	Rating Area 5	Tobacco User/Non-Tobacco User	25	189.86	194.60
16322PA0050111	Rating Area 5	Tobacco User/Non-Tobacco User	26	193.64	198.48
16322PA0050111	Rating Area 5	Tobacco User/Non-Tobacco User	27	198.18	203.13
16322PA0050111	Rating Area 5	Tobacco User/Non-Tobacco User	28	205.55	210.69
16322PA0050111	Rating Area 5	Tobacco User/Non-Tobacco User	29	211.60	216.89
16322PA0050111	Rating Area 5	Tobacco User/Non-Tobacco User	30	214.63	219.99
16322PA0050111	Rating Area 5	Tobacco User/Non-Tobacco User	31	219.17	224.65
16322PA0050111	Rating Area 5	Tobacco User/Non-Tobacco User	32	223.71	229.30
16322PA0050111	Rating Area 5	Tobacco User/Non-Tobacco User	33	226.54	232.21
16322PA0050111	Rating Area 5	Tobacco User/Non-Tobacco User	34	229.57	235.31
16322PA0050111	Rating Area 5	Tobacco User/Non-Tobacco User	35	231.08	236.86
16322PA0050111	Rating Area 5	Tobacco User/Non-Tobacco User	36	232.59	238.41
16322PA0050111	Rating Area 5	Tobacco User/Non-Tobacco User	37	234.11	239.96
16322PA0050111	Rating Area 5	Tobacco User/Non-Tobacco User	38	235.62	241.51
16322PA0050111	Rating Area 5	Tobacco User/Non-Tobacco User	39	238.64	244.61
16322PA0050111	Rating Area 5	Tobacco User/Non-Tobacco User	40	241.67	247.71
16322PA0050111	Rating Area 5	Tobacco User/Non-Tobacco User	41	246.21	252.36
16322PA0050111	Rating Area 5	Tobacco User/Non-Tobacco User	42	250.56	256.82
16322PA0050111	Rating Area 5	Tobacco User/Non-Tobacco User	43	256.61	263.02
16322PA0050111	Rating Area 5	Tobacco User/Non-Tobacco User	44	264.17	270.78
16322PA0050111	Rating Area 5	Tobacco User/Non-Tobacco User	45	273.06	279.89
16322PA0050111	Rating Area 5	Tobacco User/Non-Tobacco User	46	283.65	290.74
16322PA0050111	Rating Area 5	Tobacco User/Non-Tobacco User	47	295.56	302.95
16322PA0050111	Rating Area 5	Tobacco User/Non-Tobacco User	48	309.18	316.91
16322PA0050111	Rating Area 5	Tobacco User/Non-Tobacco User	49	322.60	330.67
16322PA0050111	Rating Area 5	Tobacco User/Non-Tobacco User	50	337.73	346.18
16322PA0050111	Rating Area 5	Tobacco User/Non-Tobacco User	51	352.67	361.49
16322PA0050111	Rating Area 5	Tobacco User/Non-Tobacco User	52	369.12	378.35
16322PA0050111	Rating Area 5	Tobacco User/Non-Tobacco User	53	385.76	395.41
16322PA0050111	Rating Area 5	Tobacco User/Non-Tobacco User	54	403.73	413.82
16322PA0050111	Rating Area 5	Tobacco User/Non-Tobacco User	55	421.69	432.24
16322PA0050111	Rating Area 5	Tobacco User/Non-Tobacco User	56	441.17	452.20
16322PA0050111	Rating Area 5	Tobacco User/Non-Tobacco User	57	460.84	472.36
16322PA0050111	Rating Area 5	Tobacco User/Non-Tobacco User	58	481.83	493.87
16322PA0050111	Rating Area 5	Tobacco User/Non-Tobacco User	59	492.23	504.53
16322PA0050111	Rating Area 5	Tobacco User/Non-Tobacco User	60	513.22	526.05
16322PA0050111	Rating Area 5	Tobacco User/Non-Tobacco User	61	531.37	544.66
16322PA0050111	Rating Area 5	Tobacco User/Non-Tobacco User	62	543.28	556.87
16322PA0050111	Rating Area 5	Tobacco User/Non-Tobacco User	63	558.22	572.18
16322PA0050111	Rating Area 5	Tobacco User/Non-Tobacco User	64 and over	567.30	581.48
16322PA0050112	Rating Area 4	Tobacco User/Non-Tobacco User	0-14	152.82	152.82
16322PA0050112	Rating Area 4	Tobacco User/Non-Tobacco User	15	166.40	166.40
16322PA0050112	Rating Area 4	Tobacco User/Non-Tobacco User	16	171.59	171.59
16322PA0050112	Rating Area 4	Tobacco User/Non-Tobacco User	17	176.79	176.79
16322PA0050112	Rating Area 4	Tobacco User/Non-Tobacco User	18	182.38	186.94
16322PA0050112	Rating Area 4	Tobacco User/Non-Tobacco User	19	187.97	192.67
16322PA0050112	Rating Area 4	Tobacco User/Non-Tobacco User	20	193.77	198.61
16322PA0050112	Rating Area 4	Tobacco User/Non-Tobacco User	21	199.76	204.75
16322PA0050112	Rating Area 4	Tobacco User/Non-Tobacco User	22	199.76	204.75
16322PA0050112	Rating Area 4	Tobacco User/Non-Tobacco User	23	199.76	204.75
16322PA0050112	Rating Area 4	Tobacco User/Non-Tobacco User	24	199.76	204.75
16322PA0050112	Rating Area 4	Tobacco User/Non-Tobacco User	25	200.56	205.57
16322PA0050112	Rating Area 4	Tobacco User/Non-Tobacco User	26	204.55	209.67
16322PA0050112	Rating Area 4	Tobacco User/Non-Tobacco User	27	209.35	214.58
16322PA0050112	Rating Area 4	Tobacco User/Non-Tobacco User	28	217.14	222.57
16322PA0050112	Rating Area 4	Tobacco User/Non-Tobacco User	29	223.53	229.12
16322PA0050112	Rating Area 4	Tobacco User/Non-Tobacco User	30	226.73	232.40
16322PA0050112	Rating Area 4	Tobacco User/Non-Tobacco User	31	231.52	237.31
16322PA0050112	Rating Area 4	Tobacco User/Non-Tobacco User	32	236.32	242.22
16322PA0050112	Rating Area 4	Tobacco User/Non-Tobacco User	33	239.31	245.30
16322PA0050112	Rating Area 4	Tobacco User/Non-Tobacco User	34	242.51	248.57
16322PA0050112	Rating Area 4	Tobacco User/Non-Tobacco User	35	244.11	250.21
16322PA0050112	Rating Area 4	Tobacco User/Non-Tobacco User	36	245.70	251.85
16322PA0050112	Rating Area 4	Tobacco User/Non-Tobacco User	37	247.30	253.49
16322PA0050112	Rating Area 4	Tobacco User/Non-Tobacco User	38	248.90	255.12
16322PA0050112	Rating Area 4	Tobacco User/Non-Tobacco User	39	252.10	258.40
16322PA0050112	Rating Area 4	Tobacco User/Non-Tobacco User	40	255.29	261.68
16322PA0050112	Rating Area 4	Tobacco User/Non-Tobacco User	41	260.09	266.59
16322PA0050112	Rating Area 4	Tobacco User/Non-Tobacco User	42	264.68	271.30
16322PA0050112	Rating Area 4	Tobacco User/Non-Tobacco User	43	271.07	277.85
16322PA0050112	Rating Area 4	Tobacco User/Non-Tobacco User	44	279.06	286.04
16322PA0050112	Rating Area 4	Tobacco User/Non-Tobacco User	45	288.45	295.66
16322PA0050112	Rating Area 4	Tobacco User/Non-Tobacco User	46	299.64	307.13
16322PA0050112	Rating Area 4	Tobacco User/Non-Tobacco User	47	312.22	320.03
16322PA0050112	Rating Area 4	Tobacco User/Non-Tobacco User	48	326.61	334.77
16322PA0050112	Rating Area 4	Tobacco User/Non-Tobacco User	49	340.79	349.31
16322PA0050112	Rating Area 4	Tobacco User/Non-Tobacco User	50	356.77	365.69
16322PA0050112	Rating Area 4	Tobacco User/Non-Tobacco User	51	372.55	381.87
16322PA0050112	Rating Area 4	Tobacco User/Non-Tobacco User	52	389.93	399.68
16322PA0050112	Rating Area 4	Tobacco User/Non-Tobacco User	53	407.51	417.70
16322PA0050112	Rating Area 4	Tobacco User/Non-Tobacco User	54	426.49	437.15
16322PA0050112	Rating Area 4	Tobacco User/Non-Tobacco User	55	445.46	456.60
16322PA0050112	Rating Area 4	Tobacco User/Non-Tobacco User	56	466.04	477.69
16322PA0050112	Rating Area 4	Tobacco User/Non-Tobacco User	57	486.82	498.99

16322PA0050112	Rating Area 4	Tobacco User/Non-Tobacco User	58	508.99	521.71
16322PA0050112	Rating Area 4	Tobacco User/Non-Tobacco User	59	519.98	532.97
16322PA0050112	Rating Area 4	Tobacco User/Non-Tobacco User	60	542.15	555.70
16322PA0050112	Rating Area 4	Tobacco User/Non-Tobacco User	61	561.33	575.36
16322PA0050112	Rating Area 4	Tobacco User/Non-Tobacco User	62	573.91	588.26
16322PA0050112	Rating Area 4	Tobacco User/Non-Tobacco User	63	589.69	604.43
16322PA0050112	Rating Area 4	Tobacco User/Non-Tobacco User	64 and over	599.28	614.26
16322PA0050117	Rating Area 7	Tobacco User/Non-Tobacco User	0-14	331.69	331.69
16322PA0050117	Rating Area 7	Tobacco User/Non-Tobacco User	15	361.17	361.17
16322PA0050117	Rating Area 7	Tobacco User/Non-Tobacco User	16	372.45	372.45
16322PA0050117	Rating Area 7	Tobacco User/Non-Tobacco User	17	383.72	383.72
16322PA0050117	Rating Area 7	Tobacco User/Non-Tobacco User	18	395.86	405.76
16322PA0050117	Rating Area 7	Tobacco User/Non-Tobacco User	19	408.00	418.20
16322PA0050117	Rating Area 7	Tobacco User/Non-Tobacco User	20	420.57	431.09
16322PA0050117	Rating Area 7	Tobacco User/Non-Tobacco User	21	433.58	444.42
16322PA0050117	Rating Area 7	Tobacco User/Non-Tobacco User	22	433.58	444.42
16322PA0050117	Rating Area 7	Tobacco User/Non-Tobacco User	23	433.58	444.42
16322PA0050117	Rating Area 7	Tobacco User/Non-Tobacco User	24	433.58	444.42
16322PA0050117	Rating Area 7	Tobacco User/Non-Tobacco User	25	435.31	446.20
16322PA0050117	Rating Area 7	Tobacco User/Non-Tobacco User	26	443.99	455.09
16322PA0050117	Rating Area 7	Tobacco User/Non-Tobacco User	27	454.39	465.75
16322PA0050117	Rating Area 7	Tobacco User/Non-Tobacco User	28	471.30	483.08
16322PA0050117	Rating Area 7	Tobacco User/Non-Tobacco User	29	485.18	497.31
16322PA0050117	Rating Area 7	Tobacco User/Non-Tobacco User	30	492.11	504.42
16322PA0050117	Rating Area 7	Tobacco User/Non-Tobacco User	31	502.52	515.08
16322PA0050117	Rating Area 7	Tobacco User/Non-Tobacco User	32	512.93	525.75
16322PA0050117	Rating Area 7	Tobacco User/Non-Tobacco User	33	519.43	532.41
16322PA0050117	Rating Area 7	Tobacco User/Non-Tobacco User	34	526.37	539.53
16322PA0050117	Rating Area 7	Tobacco User/Non-Tobacco User	35	529.83	543.08
16322PA0050117	Rating Area 7	Tobacco User/Non-Tobacco User	36	533.30	546.64
16322PA0050117	Rating Area 7	Tobacco User/Non-Tobacco User	37	536.77	550.19
16322PA0050117	Rating Area 7	Tobacco User/Non-Tobacco User	38	540.24	553.75
16322PA0050117	Rating Area 7	Tobacco User/Non-Tobacco User	39	547.18	560.86
16322PA0050117	Rating Area 7	Tobacco User/Non-Tobacco User	40	554.12	567.97
16322PA0050117	Rating Area 7	Tobacco User/Non-Tobacco User	41	564.52	578.63
16322PA0050117	Rating Area 7	Tobacco User/Non-Tobacco User	42	574.49	588.86
16322PA0050117	Rating Area 7	Tobacco User/Non-Tobacco User	43	588.37	603.08
16322PA0050117	Rating Area 7	Tobacco User/Non-Tobacco User	44	605.71	620.85
16322PA0050117	Rating Area 7	Tobacco User/Non-Tobacco User	45	626.09	641.74
16322PA0050117	Rating Area 7	Tobacco User/Non-Tobacco User	46	650.37	666.63
16322PA0050117	Rating Area 7	Tobacco User/Non-Tobacco User	47	677.69	694.63
16322PA0050117	Rating Area 7	Tobacco User/Non-Tobacco User	48	708.90	726.63
16322PA0050117	Rating Area 7	Tobacco User/Non-Tobacco User	49	739.69	758.18
16322PA0050117	Rating Area 7	Tobacco User/Non-Tobacco User	50	774.37	793.73
16322PA0050117	Rating Area 7	Tobacco User/Non-Tobacco User	51	808.63	828.84
16322PA0050117	Rating Area 7	Tobacco User/Non-Tobacco User	52	846.35	867.51
16322PA0050117	Rating Area 7	Tobacco User/Non-Tobacco User	53	884.50	906.62
16322PA0050117	Rating Area 7	Tobacco User/Non-Tobacco User	54	925.69	948.84
16322PA0050117	Rating Area 7	Tobacco User/Non-Tobacco User	55	966.88	991.06
16322PA0050117	Rating Area 7	Tobacco User/Non-Tobacco User	56	1011.54	1036.83
16322PA0050117	Rating Area 7	Tobacco User/Non-Tobacco User	57	1056.63	1083.05
16322PA0050117	Rating Area 7	Tobacco User/Non-Tobacco User	58	1104.76	1132.38
16322PA0050117	Rating Area 7	Tobacco User/Non-Tobacco User	59	1128.61	1156.82
16322PA0050117	Rating Area 7	Tobacco User/Non-Tobacco User	60	1176.74	1206.15
16322PA0050117	Rating Area 7	Tobacco User/Non-Tobacco User	61	1218.36	1248.82
16322PA0050117	Rating Area 7	Tobacco User/Non-Tobacco User	62	1245.68	1276.82
16322PA0050117	Rating Area 7	Tobacco User/Non-Tobacco User	63	1279.93	1311.93
16322PA0050117	Rating Area 7	Tobacco User/Non-Tobacco User	64 and over	1300.74	1333.26
16322PA0050118	Rating Area 7	Tobacco User/Non-Tobacco User	0-14	357.64	357.64
16322PA0050118	Rating Area 7	Tobacco User/Non-Tobacco User	15	389.43	389.43
16322PA0050118	Rating Area 7	Tobacco User/Non-Tobacco User	16	401.58	401.58
16322PA0050118	Rating Area 7	Tobacco User/Non-Tobacco User	17	413.74	413.74
16322PA0050118	Rating Area 7	Tobacco User/Non-Tobacco User	18	426.83	437.50
16322PA0050118	Rating Area 7	Tobacco User/Non-Tobacco User	19	439.92	450.92
16322PA0050118	Rating Area 7	Tobacco User/Non-Tobacco User	20	453.48	464.81
16322PA0050118	Rating Area 7	Tobacco User/Non-Tobacco User	21	467.50	479.19
16322PA0050118	Rating Area 7	Tobacco User/Non-Tobacco User	22	467.50	479.19
16322PA0050118	Rating Area 7	Tobacco User/Non-Tobacco User	23	467.50	479.19
16322PA0050118	Rating Area 7	Tobacco User/Non-Tobacco User	24	467.50	479.19
16322PA0050118	Rating Area 7	Tobacco User/Non-Tobacco User	25	469.37	481.10
16322PA0050118	Rating Area 7	Tobacco User/Non-Tobacco User	26	478.72	490.69
16322PA0050118	Rating Area 7	Tobacco User/Non-Tobacco User	27	489.94	502.19
16322PA0050118	Rating Area 7	Tobacco User/Non-Tobacco User	28	508.17	520.88
16322PA0050118	Rating Area 7	Tobacco User/Non-Tobacco User	29	523.13	536.21
16322PA0050118	Rating Area 7	Tobacco User/Non-Tobacco User	30	530.61	543.88
16322PA0050118	Rating Area 7	Tobacco User/Non-Tobacco User	31	541.83	555.38
16322PA0050118	Rating Area 7	Tobacco User/Non-Tobacco User	32	553.05	566.88
16322PA0050118	Rating Area 7	Tobacco User/Non-Tobacco User	33	560.07	574.07
16322PA0050118	Rating Area 7	Tobacco User/Non-Tobacco User	34	567.55	581.73
16322PA0050118	Rating Area 7	Tobacco User/Non-Tobacco User	35	571.29	585.67
16322PA0050118	Rating Area 7	Tobacco User/Non-Tobacco User	36	575.03	589.40
16322PA0050118	Rating Area 7	Tobacco User/Non-Tobacco User	37	578.77	593.23
16322PA0050118	Rating Area 7	Tobacco User/Non-Tobacco User	38	582.51	597.07
16322PA0050118	Rating Area 7	Tobacco User/Non-Tobacco User	39	589.99	604.73
16322PA0050118	Rating Area 7	Tobacco User/Non-Tobacco User	40	597.47	612.40
16322PA0050118	Rating Area 7	Tobacco User/Non-Tobacco User	41	608.69	623.90
16322PA0050118	Rating Area 7	Tobacco User/Non-Tobacco User	42	619.44	634.92
16322PA0050118	Rating Area 7	Tobacco User/Non-Tobacco User	43	634.40	650.26
16322PA0050118	Rating Area 7	Tobacco User/Non-Tobacco User	44	653.10	669.42
16322PA0050118	Rating Area 7	Tobacco User/Non-Tobacco User	45	675.07	691.95
16322PA0050118	Rating Area 7	Tobacco User/Non-Tobacco User	46	701.25	718.78
16322PA0050118	Rating Area 7	Tobacco User/Non-Tobacco User	47	730.70	748.97
16322PA0050118	Rating Area 7	Tobacco User/Non-Tobacco User	48	764.36	783.47
16322PA0050118	Rating Area 7	Tobacco User/Non-Tobacco User	49	797.56	817.49
16322PA0050118	Rating Area 7	Tobacco User/Non-Tobacco User	50	834.96	855.83
16322PA0050118	Rating Area 7	Tobacco User/Non-Tobacco User	51	871.89	893.68
16322PA0050118	Rating Area 7	Tobacco User/Non-Tobacco User	52	912.56	935.37
16322PA0050118	Rating Area 7	Tobacco User/Non-Tobacco User	53	953.70	977.54
16322PA0050118	Rating Area 7	Tobacco User/Non-Tobacco User	54	998.11	1023.07
16322PA0050118	Rating Area 7	Tobacco User/Non-Tobacco User	55	1042.53	1068.59
16322PA0050118	Rating Area 7	Tobacco User/Non-Tobacco User	56	1090.68	1117.94
16322PA0050118	Rating Area 7	Tobacco User/Non-Tobacco User	57	1139.30	1167.78
16322PA0050118	Rating Area 7	Tobacco User/Non-Tobacco User	58	1191.19	1220.97
16322PA0050118	Rating Area 7	Tobacco User/Non-Tobacco User	59	1216.90	1247.33
16322PA0050118	Rating Area 7	Tobacco User/Non-Tobacco User	60	1268.80	1300.51

16322PA0050118	Rating Area 7	Tobacco User/Non-Tobacco User	61	1313.68	1346.52
16322PA0050118	Rating Area 7	Tobacco User/Non-Tobacco User	62	1343.13	1376.71
16322PA0050118	Rating Area 7	Tobacco User/Non-Tobacco User	63	1380.06	1414.56
16322PA0050118	Rating Area 7	Tobacco User/Non-Tobacco User	64 and over	1402.50	1437.56
16322PA0050119	Rating Area 7	Tobacco User/Non-Tobacco User	0-14	257.67	257.67
16322PA0050119	Rating Area 7	Tobacco User/Non-Tobacco User	15	280.58	280.58
16322PA0050119	Rating Area 7	Tobacco User/Non-Tobacco User	16	289.34	289.34
16322PA0050119	Rating Area 7	Tobacco User/Non-Tobacco User	17	298.09	298.09
16322PA0050119	Rating Area 7	Tobacco User/Non-Tobacco User	18	307.53	315.21
16322PA0050119	Rating Area 7	Tobacco User/Non-Tobacco User	19	316.96	324.88
16322PA0050119	Rating Area 7	Tobacco User/Non-Tobacco User	20	326.73	334.89
16322PA0050119	Rating Area 7	Tobacco User/Non-Tobacco User	21	336.83	345.25
16322PA0050119	Rating Area 7	Tobacco User/Non-Tobacco User	22	336.83	345.25
16322PA0050119	Rating Area 7	Tobacco User/Non-Tobacco User	23	336.83	345.25
16322PA0050119	Rating Area 7	Tobacco User/Non-Tobacco User	24	336.83	345.25
16322PA0050119	Rating Area 7	Tobacco User/Non-Tobacco User	25	338.18	346.63
16322PA0050119	Rating Area 7	Tobacco User/Non-Tobacco User	26	344.91	353.54
16322PA0050119	Rating Area 7	Tobacco User/Non-Tobacco User	27	353.00	361.82
16322PA0050119	Rating Area 7	Tobacco User/Non-Tobacco User	28	366.13	375.29
16322PA0050119	Rating Area 7	Tobacco User/Non-Tobacco User	29	376.91	386.34
16322PA0050119	Rating Area 7	Tobacco User/Non-Tobacco User	30	382.30	391.86
16322PA0050119	Rating Area 7	Tobacco User/Non-Tobacco User	31	390.39	400.15
16322PA0050119	Rating Area 7	Tobacco User/Non-Tobacco User	32	398.47	408.43
16322PA0050119	Rating Area 7	Tobacco User/Non-Tobacco User	33	403.52	413.61
16322PA0050119	Rating Area 7	Tobacco User/Non-Tobacco User	34	408.91	419.13
16322PA0050119	Rating Area 7	Tobacco User/Non-Tobacco User	35	411.61	421.90
16322PA0050119	Rating Area 7	Tobacco User/Non-Tobacco User	36	414.30	424.66
16322PA0050119	Rating Area 7	Tobacco User/Non-Tobacco User	37	417.00	427.42
16322PA0050119	Rating Area 7	Tobacco User/Non-Tobacco User	38	419.69	430.18
16322PA0050119	Rating Area 7	Tobacco User/Non-Tobacco User	39	425.08	435.71
16322PA0050119	Rating Area 7	Tobacco User/Non-Tobacco User	40	430.47	441.23
16322PA0050119	Rating Area 7	Tobacco User/Non-Tobacco User	41	438.55	449.52
16322PA0050119	Rating Area 7	Tobacco User/Non-Tobacco User	42	446.30	457.46
16322PA0050119	Rating Area 7	Tobacco User/Non-Tobacco User	43	457.08	468.51
16322PA0050119	Rating Area 7	Tobacco User/Non-Tobacco User	44	470.55	482.32
16322PA0050119	Rating Area 7	Tobacco User/Non-Tobacco User	45	486.38	498.54
16322PA0050119	Rating Area 7	Tobacco User/Non-Tobacco User	46	505.25	517.88
16322PA0050119	Rating Area 7	Tobacco User/Non-Tobacco User	47	526.47	539.63
16322PA0050119	Rating Area 7	Tobacco User/Non-Tobacco User	48	550.72	564.48
16322PA0050119	Rating Area 7	Tobacco User/Non-Tobacco User	49	574.63	589.00
16322PA0050119	Rating Area 7	Tobacco User/Non-Tobacco User	50	601.58	616.62
16322PA0050119	Rating Area 7	Tobacco User/Non-Tobacco User	51	628.19	643.89
16322PA0050119	Rating Area 7	Tobacco User/Non-Tobacco User	52	657.49	673.93
16322PA0050119	Rating Area 7	Tobacco User/Non-Tobacco User	53	687.13	704.31
16322PA0050119	Rating Area 7	Tobacco User/Non-Tobacco User	54	719.13	737.11
16322PA0050119	Rating Area 7	Tobacco User/Non-Tobacco User	55	751.13	769.91
16322PA0050119	Rating Area 7	Tobacco User/Non-Tobacco User	56	785.82	805.47
16322PA0050119	Rating Area 7	Tobacco User/Non-Tobacco User	57	820.85	841.38
16322PA0050119	Rating Area 7	Tobacco User/Non-Tobacco User	58	858.24	879.70
16322PA0050119	Rating Area 7	Tobacco User/Non-Tobacco User	59	876.77	898.69
16322PA0050119	Rating Area 7	Tobacco User/Non-Tobacco User	60	914.16	937.01
16322PA0050119	Rating Area 7	Tobacco User/Non-Tobacco User	61	946.49	970.15
16322PA0050119	Rating Area 7	Tobacco User/Non-Tobacco User	62	967.71	991.91
16322PA0050119	Rating Area 7	Tobacco User/Non-Tobacco User	63	994.32	1019.18
16322PA0050119	Rating Area 7	Tobacco User/Non-Tobacco User	64 and over	1010.49	1035.75
16322PA0050120	Rating Area 4	Tobacco User/Non-Tobacco User	0-14	171.52	171.52
16322PA0050120	Rating Area 4	Tobacco User/Non-Tobacco User	15	186.77	186.77
16322PA0050120	Rating Area 4	Tobacco User/Non-Tobacco User	16	192.60	192.60
16322PA0050120	Rating Area 4	Tobacco User/Non-Tobacco User	17	198.43	198.43
16322PA0050120	Rating Area 4	Tobacco User/Non-Tobacco User	18	204.70	209.82
16322PA0050120	Rating Area 4	Tobacco User/Non-Tobacco User	19	210.98	216.26
16322PA0050120	Rating Area 4	Tobacco User/Non-Tobacco User	20	217.48	222.92
16322PA0050120	Rating Area 4	Tobacco User/Non-Tobacco User	21	224.21	229.82
16322PA0050120	Rating Area 4	Tobacco User/Non-Tobacco User	22	224.21	229.82
16322PA0050120	Rating Area 4	Tobacco User/Non-Tobacco User	23	224.21	229.82
16322PA0050120	Rating Area 4	Tobacco User/Non-Tobacco User	24	224.21	229.82
16322PA0050120	Rating Area 4	Tobacco User/Non-Tobacco User	25	225.11	230.73
16322PA0050120	Rating Area 4	Tobacco User/Non-Tobacco User	26	229.59	235.33
16322PA0050120	Rating Area 4	Tobacco User/Non-Tobacco User	27	234.97	240.85
16322PA0050120	Rating Area 4	Tobacco User/Non-Tobacco User	28	243.72	249.81
16322PA0050120	Rating Area 4	Tobacco User/Non-Tobacco User	29	250.89	257.16
16322PA0050120	Rating Area 4	Tobacco User/Non-Tobacco User	30	254.48	260.84
16322PA0050120	Rating Area 4	Tobacco User/Non-Tobacco User	31	259.86	266.36
16322PA0050120	Rating Area 4	Tobacco User/Non-Tobacco User	32	265.24	271.87
16322PA0050120	Rating Area 4	Tobacco User/Non-Tobacco User	33	268.60	275.32
16322PA0050120	Rating Area 4	Tobacco User/Non-Tobacco User	34	272.19	279.00
16322PA0050120	Rating Area 4	Tobacco User/Non-Tobacco User	35	273.98	280.83
16322PA0050120	Rating Area 4	Tobacco User/Non-Tobacco User	36	275.78	282.67
16322PA0050120	Rating Area 4	Tobacco User/Non-Tobacco User	37	277.57	284.51
16322PA0050120	Rating Area 4	Tobacco User/Non-Tobacco User	38	279.37	286.35
16322PA0050120	Rating Area 4	Tobacco User/Non-Tobacco User	39	282.95	290.03
16322PA0050120	Rating Area 4	Tobacco User/Non-Tobacco User	40	286.54	293.70
16322PA0050120	Rating Area 4	Tobacco User/Non-Tobacco User	41	291.92	299.22
16322PA0050120	Rating Area 4	Tobacco User/Non-Tobacco User	42	297.08	304.51
16322PA0050120	Rating Area 4	Tobacco User/Non-Tobacco User	43	304.25	311.86
16322PA0050120	Rating Area 4	Tobacco User/Non-Tobacco User	44	313.22	321.05
16322PA0050120	Rating Area 4	Tobacco User/Non-Tobacco User	45	323.76	331.85
16322PA0050120	Rating Area 4	Tobacco User/Non-Tobacco User	46	336.32	344.72
16322PA0050120	Rating Area 4	Tobacco User/Non-Tobacco User	47	350.44	359.20
16322PA0050120	Rating Area 4	Tobacco User/Non-Tobacco User	48	366.58	375.75
16322PA0050120	Rating Area 4	Tobacco User/Non-Tobacco User	49	382.50	392.06
16322PA0050120	Rating Area 4	Tobacco User/Non-Tobacco User	50	400.44	410.45
16322PA0050120	Rating Area 4	Tobacco User/Non-Tobacco User	51	418.15	428.61
16322PA0050120	Rating Area 4	Tobacco User/Non-Tobacco User	52	437.66	448.60
16322PA0050120	Rating Area 4	Tobacco User/Non-Tobacco User	53	457.39	468.82
16322PA0050120	Rating Area 4	Tobacco User/Non-Tobacco User	54	478.69	490.66
16322PA0050120	Rating Area 4	Tobacco User/Non-Tobacco User	55	499.99	512.49
16322PA0050120	Rating Area 4	Tobacco User/Non-Tobacco User	56	523.08	536.16
16322PA0050120	Rating Area 4	Tobacco User/Non-Tobacco User	57	546.40	560.06
16322PA0050120	Rating Area 4	Tobacco User/Non-Tobacco User	58	571.29	585.57
16322PA0050120	Rating Area 4	Tobacco User/Non-Tobacco User	59	583.62	598.21
16322PA0050120	Rating Area 4	Tobacco User/Non-Tobacco User	60	608.51	623.72
16322PA0050120	Rating Area 4	Tobacco User/Non-Tobacco User	61	630.03	645.78
16322PA0050120	Rating Area 4	Tobacco User/Non-Tobacco User	62	644.16	660.26
16322PA0050120	Rating Area 4	Tobacco User/Non-Tobacco User	63	661.87	678.41

16322PA0050120	Rating Area 4	Tobacco User/Non-Tobacco User	64 and over	672.63	689.45
16322PA0050121	Rating Area 1	Tobacco User/Non-Tobacco User	0-14	162.36	162.36
16322PA0050121	Rating Area 1	Tobacco User/Non-Tobacco User	15	176.80	176.80
16322PA0050121	Rating Area 1	Tobacco User/Non-Tobacco User	16	182.31	182.31
16322PA0050121	Rating Area 1	Tobacco User/Non-Tobacco User	17	187.83	187.83
16322PA0050121	Rating Area 1	Tobacco User/Non-Tobacco User	18	193.78	198.62
16322PA0050121	Rating Area 1	Tobacco User/Non-Tobacco User	19	199.72	204.71
16322PA0050121	Rating Area 1	Tobacco User/Non-Tobacco User	20	205.87	211.02
16322PA0050121	Rating Area 1	Tobacco User/Non-Tobacco User	21	212.24	217.55
16322PA0050121	Rating Area 1	Tobacco User/Non-Tobacco User	22	212.24	217.55
16322PA0050121	Rating Area 1	Tobacco User/Non-Tobacco User	23	212.24	217.55
16322PA0050121	Rating Area 1	Tobacco User/Non-Tobacco User	24	212.24	217.55
16322PA0050121	Rating Area 1	Tobacco User/Non-Tobacco User	25	213.09	218.42
16322PA0050121	Rating Area 1	Tobacco User/Non-Tobacco User	26	217.33	222.77
16322PA0050121	Rating Area 1	Tobacco User/Non-Tobacco User	27	222.43	227.99
16322PA0050121	Rating Area 1	Tobacco User/Non-Tobacco User	28	230.70	236.47
16322PA0050121	Rating Area 1	Tobacco User/Non-Tobacco User	29	237.50	243.43
16322PA0050121	Rating Area 1	Tobacco User/Non-Tobacco User	30	240.89	246.91
16322PA0050121	Rating Area 1	Tobacco User/Non-Tobacco User	31	245.99	252.14
16322PA0050121	Rating Area 1	Tobacco User/Non-Tobacco User	32	251.08	257.36
16322PA0050121	Rating Area 1	Tobacco User/Non-Tobacco User	33	254.26	260.62
16322PA0050121	Rating Area 1	Tobacco User/Non-Tobacco User	34	257.66	264.10
16322PA0050121	Rating Area 1	Tobacco User/Non-Tobacco User	35	259.36	265.84
16322PA0050121	Rating Area 1	Tobacco User/Non-Tobacco User	36	261.06	267.58
16322PA0050121	Rating Area 1	Tobacco User/Non-Tobacco User	37	262.75	269.32
16322PA0050121	Rating Area 1	Tobacco User/Non-Tobacco User	38	264.45	271.06
16322PA0050121	Rating Area 1	Tobacco User/Non-Tobacco User	39	267.85	274.54
16322PA0050121	Rating Area 1	Tobacco User/Non-Tobacco User	40	271.24	278.02
16322PA0050121	Rating Area 1	Tobacco User/Non-Tobacco User	41	276.34	283.24
16322PA0050121	Rating Area 1	Tobacco User/Non-Tobacco User	42	281.22	288.25
16322PA0050121	Rating Area 1	Tobacco User/Non-Tobacco User	43	288.01	295.21
16322PA0050121	Rating Area 1	Tobacco User/Non-Tobacco User	44	296.50	303.91
16322PA0050121	Rating Area 1	Tobacco User/Non-Tobacco User	45	306.47	314.14
16322PA0050121	Rating Area 1	Tobacco User/Non-Tobacco User	46	318.36	326.32
16322PA0050121	Rating Area 1	Tobacco User/Non-Tobacco User	47	331.73	340.02
16322PA0050121	Rating Area 1	Tobacco User/Non-Tobacco User	48	347.01	355.69
16322PA0050121	Rating Area 1	Tobacco User/Non-Tobacco User	49	362.08	371.13
16322PA0050121	Rating Area 1	Tobacco User/Non-Tobacco User	50	379.06	388.54
16322PA0050121	Rating Area 1	Tobacco User/Non-Tobacco User	51	395.83	405.72
16322PA0050121	Rating Area 1	Tobacco User/Non-Tobacco User	52	414.29	424.65
16322PA0050121	Rating Area 1	Tobacco User/Non-Tobacco User	53	432.97	443.79
16322PA0050121	Rating Area 1	Tobacco User/Non-Tobacco User	54	453.13	464.46
16322PA0050121	Rating Area 1	Tobacco User/Non-Tobacco User	55	473.30	485.13
16322PA0050121	Rating Area 1	Tobacco User/Non-Tobacco User	56	495.16	507.53
16322PA0050121	Rating Area 1	Tobacco User/Non-Tobacco User	57	517.23	530.16
16322PA0050121	Rating Area 1	Tobacco User/Non-Tobacco User	58	540.79	554.31
16322PA0050121	Rating Area 1	Tobacco User/Non-Tobacco User	59	552.46	566.27
16322PA0050121	Rating Area 1	Tobacco User/Non-Tobacco User	60	576.02	590.42
16322PA0050121	Rating Area 1	Tobacco User/Non-Tobacco User	61	596.39	611.30
16322PA0050121	Rating Area 1	Tobacco User/Non-Tobacco User	62	609.77	625.01
16322PA0050121	Rating Area 1	Tobacco User/Non-Tobacco User	63	626.53	642.20
16322PA0050121	Rating Area 1	Tobacco User/Non-Tobacco User	64 and over	636.72	652.64
16322PA0050121	Rating Area 3	Tobacco User/Non-Tobacco User	0-14	204.88	204.88
16322PA0050121	Rating Area 3	Tobacco User/Non-Tobacco User	15	223.09	223.09
16322PA0050121	Rating Area 3	Tobacco User/Non-Tobacco User	16	230.06	230.06
16322PA0050121	Rating Area 3	Tobacco User/Non-Tobacco User	17	237.02	237.02
16322PA0050121	Rating Area 3	Tobacco User/Non-Tobacco User	18	244.52	250.63
16322PA0050121	Rating Area 3	Tobacco User/Non-Tobacco User	19	252.02	258.32
16322PA0050121	Rating Area 3	Tobacco User/Non-Tobacco User	20	259.79	266.28
16322PA0050121	Rating Area 3	Tobacco User/Non-Tobacco User	21	267.82	274.52
16322PA0050121	Rating Area 3	Tobacco User/Non-Tobacco User	22	267.82	274.52
16322PA0050121	Rating Area 3	Tobacco User/Non-Tobacco User	23	267.82	274.52
16322PA0050121	Rating Area 3	Tobacco User/Non-Tobacco User	24	267.82	274.52
16322PA0050121	Rating Area 3	Tobacco User/Non-Tobacco User	25	268.89	275.61
16322PA0050121	Rating Area 3	Tobacco User/Non-Tobacco User	26	274.25	281.10
16322PA0050121	Rating Area 3	Tobacco User/Non-Tobacco User	27	280.68	287.69
16322PA0050121	Rating Area 3	Tobacco User/Non-Tobacco User	28	291.12	298.40
16322PA0050121	Rating Area 3	Tobacco User/Non-Tobacco User	29	299.69	307.18
16322PA0050121	Rating Area 3	Tobacco User/Non-Tobacco User	30	303.98	311.58
16322PA0050121	Rating Area 3	Tobacco User/Non-Tobacco User	31	310.40	318.16
16322PA0050121	Rating Area 3	Tobacco User/Non-Tobacco User	32	316.83	324.75
16322PA0050121	Rating Area 3	Tobacco User/Non-Tobacco User	33	320.85	328.87
16322PA0050121	Rating Area 3	Tobacco User/Non-Tobacco User	34	325.13	333.26
16322PA0050121	Rating Area 3	Tobacco User/Non-Tobacco User	35	327.28	335.46
16322PA0050121	Rating Area 3	Tobacco User/Non-Tobacco User	36	329.42	337.65
16322PA0050121	Rating Area 3	Tobacco User/Non-Tobacco User	37	331.56	339.85
16322PA0050121	Rating Area 3	Tobacco User/Non-Tobacco User	38	333.70	342.05
16322PA0050121	Rating Area 3	Tobacco User/Non-Tobacco User	39	337.99	346.44
16322PA0050121	Rating Area 3	Tobacco User/Non-Tobacco User	40	342.27	350.83
16322PA0050121	Rating Area 3	Tobacco User/Non-Tobacco User	41	348.70	357.42
16322PA0050121	Rating Area 3	Tobacco User/Non-Tobacco User	42	354.86	363.73
16322PA0050121	Rating Area 3	Tobacco User/Non-Tobacco User	43	363.43	372.52
16322PA0050121	Rating Area 3	Tobacco User/Non-Tobacco User	44	374.14	383.50
16322PA0050121	Rating Area 3	Tobacco User/Non-Tobacco User	45	386.73	396.40
16322PA0050121	Rating Area 3	Tobacco User/Non-Tobacco User	46	401.73	411.77
16322PA0050121	Rating Area 3	Tobacco User/Non-Tobacco User	47	418.60	429.07
16322PA0050121	Rating Area 3	Tobacco User/Non-Tobacco User	48	437.89	448.83
16322PA0050121	Rating Area 3	Tobacco User/Non-Tobacco User	49	456.90	468.32
16322PA0050121	Rating Area 3	Tobacco User/Non-Tobacco User	50	478.33	490.28
16322PA0050121	Rating Area 3	Tobacco User/Non-Tobacco User	51	499.48	511.97
16322PA0050121	Rating Area 3	Tobacco User/Non-Tobacco User	52	522.78	535.85
16322PA0050121	Rating Area 3	Tobacco User/Non-Tobacco User	53	546.35	560.01
16322PA0050121	Rating Area 3	Tobacco User/Non-Tobacco User	54	571.80	586.09
16322PA0050121	Rating Area 3	Tobacco User/Non-Tobacco User	55	597.24	612.17
16322PA0050121	Rating Area 3	Tobacco User/Non-Tobacco User	56	624.82	640.44
16322PA0050121	Rating Area 3	Tobacco User/Non-Tobacco User	57	652.68	668.99
16322PA0050121	Rating Area 3	Tobacco User/Non-Tobacco User	58	682.41	699.47
16322PA0050121	Rating Area 3	Tobacco User/Non-Tobacco User	59	697.14	714.56
16322PA0050121	Rating Area 3	Tobacco User/Non-Tobacco User	60	726.86	745.04
16322PA0050121	Rating Area 3	Tobacco User/Non-Tobacco User	61	752.57	771.39
16322PA0050121	Rating Area 3	Tobacco User/Non-Tobacco User	62	769.45	788.68
16322PA0050121	Rating Area 3	Tobacco User/Non-Tobacco User	63	790.60	810.37
16322PA0050121	Rating Area 3	Tobacco User/Non-Tobacco User	64 and over	803.46	823.55
16322PA0050121	Rating Area 4	Tobacco User/Non-Tobacco User	0-14	162.36	162.36
16322PA0050121	Rating Area 4	Tobacco User/Non-Tobacco User	15	176.80	176.80

16322PA0050121	Rating Area 4	Tobacco User/Non-Tobacco User	16	182.31	182.31
16322PA0050121	Rating Area 4	Tobacco User/Non-Tobacco User	17	187.83	187.83
16322PA0050121	Rating Area 4	Tobacco User/Non-Tobacco User	18	193.78	198.62
16322PA0050121	Rating Area 4	Tobacco User/Non-Tobacco User	19	199.72	204.71
16322PA0050121	Rating Area 4	Tobacco User/Non-Tobacco User	20	205.87	211.02
16322PA0050121	Rating Area 4	Tobacco User/Non-Tobacco User	21	212.24	217.55
16322PA0050121	Rating Area 4	Tobacco User/Non-Tobacco User	22	212.24	217.55
16322PA0050121	Rating Area 4	Tobacco User/Non-Tobacco User	23	212.24	217.55
16322PA0050121	Rating Area 4	Tobacco User/Non-Tobacco User	24	212.24	217.55
16322PA0050121	Rating Area 4	Tobacco User/Non-Tobacco User	25	213.09	218.42
16322PA0050121	Rating Area 4	Tobacco User/Non-Tobacco User	26	217.33	222.77
16322PA0050121	Rating Area 4	Tobacco User/Non-Tobacco User	27	222.43	227.99
16322PA0050121	Rating Area 4	Tobacco User/Non-Tobacco User	28	230.70	236.47
16322PA0050121	Rating Area 4	Tobacco User/Non-Tobacco User	29	237.50	243.43
16322PA0050121	Rating Area 4	Tobacco User/Non-Tobacco User	30	240.89	246.91
16322PA0050121	Rating Area 4	Tobacco User/Non-Tobacco User	31	245.99	252.14
16322PA0050121	Rating Area 4	Tobacco User/Non-Tobacco User	32	251.08	257.36
16322PA0050121	Rating Area 4	Tobacco User/Non-Tobacco User	33	254.26	260.62
16322PA0050121	Rating Area 4	Tobacco User/Non-Tobacco User	34	257.66	264.10
16322PA0050121	Rating Area 4	Tobacco User/Non-Tobacco User	35	259.36	265.84
16322PA0050121	Rating Area 4	Tobacco User/Non-Tobacco User	36	261.06	267.58
16322PA0050121	Rating Area 4	Tobacco User/Non-Tobacco User	37	262.75	269.32
16322PA0050121	Rating Area 4	Tobacco User/Non-Tobacco User	38	264.45	271.06
16322PA0050121	Rating Area 4	Tobacco User/Non-Tobacco User	39	267.85	274.54
16322PA0050121	Rating Area 4	Tobacco User/Non-Tobacco User	40	271.24	278.02
16322PA0050121	Rating Area 4	Tobacco User/Non-Tobacco User	41	276.34	283.24
16322PA0050121	Rating Area 4	Tobacco User/Non-Tobacco User	42	281.22	288.25
16322PA0050121	Rating Area 4	Tobacco User/Non-Tobacco User	43	288.01	295.21
16322PA0050121	Rating Area 4	Tobacco User/Non-Tobacco User	44	296.50	303.91
16322PA0050121	Rating Area 4	Tobacco User/Non-Tobacco User	45	306.47	314.14
16322PA0050121	Rating Area 4	Tobacco User/Non-Tobacco User	46	318.36	326.32
16322PA0050121	Rating Area 4	Tobacco User/Non-Tobacco User	47	331.73	340.02
16322PA0050121	Rating Area 4	Tobacco User/Non-Tobacco User	48	347.01	355.69
16322PA0050121	Rating Area 4	Tobacco User/Non-Tobacco User	49	362.08	371.13
16322PA0050121	Rating Area 4	Tobacco User/Non-Tobacco User	50	379.06	388.54
16322PA0050121	Rating Area 4	Tobacco User/Non-Tobacco User	51	395.83	405.72
16322PA0050121	Rating Area 4	Tobacco User/Non-Tobacco User	52	414.29	424.65
16322PA0050121	Rating Area 4	Tobacco User/Non-Tobacco User	53	432.97	443.79
16322PA0050121	Rating Area 4	Tobacco User/Non-Tobacco User	54	453.13	464.46
16322PA0050121	Rating Area 4	Tobacco User/Non-Tobacco User	55	473.30	485.13
16322PA0050121	Rating Area 4	Tobacco User/Non-Tobacco User	56	495.16	507.53
16322PA0050121	Rating Area 4	Tobacco User/Non-Tobacco User	57	517.23	530.16
16322PA0050121	Rating Area 4	Tobacco User/Non-Tobacco User	58	540.79	554.31
16322PA0050121	Rating Area 4	Tobacco User/Non-Tobacco User	59	552.46	566.27
16322PA0050121	Rating Area 4	Tobacco User/Non-Tobacco User	60	576.02	590.42
16322PA0050121	Rating Area 4	Tobacco User/Non-Tobacco User	61	596.39	611.30
16322PA0050121	Rating Area 4	Tobacco User/Non-Tobacco User	62	609.77	625.01
16322PA0050121	Rating Area 4	Tobacco User/Non-Tobacco User	63	626.53	642.20
16322PA0050121	Rating Area 4	Tobacco User/Non-Tobacco User	64 and over	636.72	652.64
16322PA0050121	Rating Area 5	Tobacco User/Non-Tobacco User	0-14	162.36	162.36
16322PA0050121	Rating Area 5	Tobacco User/Non-Tobacco User	15	176.80	176.80
16322PA0050121	Rating Area 5	Tobacco User/Non-Tobacco User	16	182.31	182.31
16322PA0050121	Rating Area 5	Tobacco User/Non-Tobacco User	17	187.83	187.83
16322PA0050121	Rating Area 5	Tobacco User/Non-Tobacco User	18	193.78	198.62
16322PA0050121	Rating Area 5	Tobacco User/Non-Tobacco User	19	199.72	204.71
16322PA0050121	Rating Area 5	Tobacco User/Non-Tobacco User	20	205.87	211.02
16322PA0050121	Rating Area 5	Tobacco User/Non-Tobacco User	21	212.24	217.55
16322PA0050121	Rating Area 5	Tobacco User/Non-Tobacco User	22	212.24	217.55
16322PA0050121	Rating Area 5	Tobacco User/Non-Tobacco User	23	212.24	217.55
16322PA0050121	Rating Area 5	Tobacco User/Non-Tobacco User	24	212.24	217.55
16322PA0050121	Rating Area 5	Tobacco User/Non-Tobacco User	25	213.09	218.42
16322PA0050121	Rating Area 5	Tobacco User/Non-Tobacco User	26	217.33	222.77
16322PA0050121	Rating Area 5	Tobacco User/Non-Tobacco User	27	222.43	227.99
16322PA0050121	Rating Area 5	Tobacco User/Non-Tobacco User	28	230.70	236.47
16322PA0050121	Rating Area 5	Tobacco User/Non-Tobacco User	29	237.50	243.43
16322PA0050121	Rating Area 5	Tobacco User/Non-Tobacco User	30	240.89	246.91
16322PA0050121	Rating Area 5	Tobacco User/Non-Tobacco User	31	245.99	252.14
16322PA0050121	Rating Area 5	Tobacco User/Non-Tobacco User	32	251.08	257.36
16322PA0050121	Rating Area 5	Tobacco User/Non-Tobacco User	33	254.26	260.62
16322PA0050121	Rating Area 5	Tobacco User/Non-Tobacco User	34	257.66	264.10
16322PA0050121	Rating Area 5	Tobacco User/Non-Tobacco User	35	259.36	265.84
16322PA0050121	Rating Area 5	Tobacco User/Non-Tobacco User	36	261.06	267.58
16322PA0050121	Rating Area 5	Tobacco User/Non-Tobacco User	37	262.75	269.32
16322PA0050121	Rating Area 5	Tobacco User/Non-Tobacco User	38	264.45	271.06
16322PA0050121	Rating Area 5	Tobacco User/Non-Tobacco User	39	267.85	274.54
16322PA0050121	Rating Area 5	Tobacco User/Non-Tobacco User	40	271.24	278.02
16322PA0050121	Rating Area 5	Tobacco User/Non-Tobacco User	41	276.34	283.24
16322PA0050121	Rating Area 5	Tobacco User/Non-Tobacco User	42	281.22	288.25
16322PA0050121	Rating Area 5	Tobacco User/Non-Tobacco User	43	288.01	295.21
16322PA0050121	Rating Area 5	Tobacco User/Non-Tobacco User	44	296.50	303.91
16322PA0050121	Rating Area 5	Tobacco User/Non-Tobacco User	45	306.47	314.14
16322PA0050121	Rating Area 5	Tobacco User/Non-Tobacco User	46	318.36	326.32
16322PA0050121	Rating Area 5	Tobacco User/Non-Tobacco User	47	331.73	340.02
16322PA0050121	Rating Area 5	Tobacco User/Non-Tobacco User	48	347.01	355.69
16322PA0050121	Rating Area 5	Tobacco User/Non-Tobacco User	49	362.08	371.13
16322PA0050121	Rating Area 5	Tobacco User/Non-Tobacco User	50	379.06	388.54
16322PA0050121	Rating Area 5	Tobacco User/Non-Tobacco User	51	395.83	405.72
16322PA0050121	Rating Area 5	Tobacco User/Non-Tobacco User	52	414.29	424.65
16322PA0050121	Rating Area 5	Tobacco User/Non-Tobacco User	53	432.97	443.79
16322PA0050121	Rating Area 5	Tobacco User/Non-Tobacco User	54	453.13	464.46
16322PA0050121	Rating Area 5	Tobacco User/Non-Tobacco User	55	473.30	485.13
16322PA0050121	Rating Area 5	Tobacco User/Non-Tobacco User	56	495.16	507.53
16322PA0050121	Rating Area 5	Tobacco User/Non-Tobacco User	57	517.23	530.16
16322PA0050121	Rating Area 5	Tobacco User/Non-Tobacco User	58	540.79	554.31
16322PA0050121	Rating Area 5	Tobacco User/Non-Tobacco User	59	552.46	566.27
16322PA0050121	Rating Area 5	Tobacco User/Non-Tobacco User	60	576.02	590.42
16322PA0050121	Rating Area 5	Tobacco User/Non-Tobacco User	61	596.39	611.30
16322PA0050121	Rating Area 5	Tobacco User/Non-Tobacco User	62	609.77	625.01
16322PA0050121	Rating Area 5	Tobacco User/Non-Tobacco User	63	626.53	642.20
16322PA0050121	Rating Area 5	Tobacco User/Non-Tobacco User	64 and over	636.72	652.64
16322PA0050123	Rating Area 7	Tobacco User/Non-Tobacco User	0-14	274.31	274.31
16322PA0050123	Rating Area 7	Tobacco User/Non-Tobacco User	15	298.70	298.70
16322PA0050123	Rating Area 7	Tobacco User/Non-Tobacco User	16	308.02	308.02
16322PA0050123	Rating Area 7	Tobacco User/Non-Tobacco User	17	317.34	317.34
16322PA0050123	Rating Area 7	Tobacco User/Non-Tobacco User	18	327.38	335.57

Exhibit 1: Development of Risk Adjustment PMPM for Experience and Projection Periods

2017 IND Health Options Received Risk Adjustment Estimate	2017 Member Months	Estimated 2017/2019 Received Risk Adjustment PMPM	2019 Risk Adjustment Admin Fee PMPM	2019 Projected Received Net Risk Adjustment PMPM
\$ (40,295,766.00)	1,643,818	\$ (24.51)	\$ 0.15	\$ (24.66)

**please note that the final value used for the "2019 Projected Received Net Risk Adjustment PMPM" was \$(29.82), per suggestion from the Department*

Exhibit 2: Derivation of Broker Fee

This information is redacted.

Exhibit 3a: Induced Utilization Derivation

Plan ID (1)	Metal Level (2)	Projected Membership (3)	Projected Allowed Claims (4)	Projected Paid Claims (5)	Paid to Allowed Factor (6)	Average Tobacco Factor (7)	AV & Cost Sharing Factor (8)	(8)/(6*7)
16322PA0040006	Silver	30,397	\$ 18,566,666	\$ 13,510,919	0.728	1.000	0.693	0.952
16322PA0040007	Silver	24,422	\$ 14,917,101	\$ 10,542,512	0.707	1.000	0.673	0.952
16322PA0040008	Silver	105,964	\$ 64,723,433	\$ 46,655,221	0.721	1.000	0.686	0.952
16322PA0040010	Gold	225,864	\$ 153,460,074	\$ 126,915,438	0.827	1.000	0.876	1.059
16322PA0040012	Platinum	4,740	\$ 5,172,359	\$ 4,667,959	0.902	1.000	1.535	1.701
16322PA0040024	Bronze	68,124	\$ 43,948,210	\$ 27,645,616	0.629	1.000	0.632	1.005
16322PA0040025	Silver	4,237	\$ 2,587,984	\$ 1,864,703	0.721	1.000	0.686	0.952
16322PA0040026	Catastrophic	2,196	\$ 1,416,685	\$ 845,906	0.597	1.000	0.600	1.005
16322PA0040037	Silver	118,804	\$ 72,566,180	\$ 51,714,751	0.713	1.000	0.678	0.952
16322PA0040039	Bronze	18,598	\$ 11,997,957	\$ 7,547,313	0.629	1.000	0.632	1.005
16322PA0040040	Silver	33,416	\$ 20,410,689	\$ 14,712,835	0.721	1.000	0.686	0.952
16322PA0040041	Silver	33,416	\$ 20,410,689	\$ 14,545,807	0.713	1.000	0.678	0.952
16322PA0040042	Gold	47,471	\$ 32,253,494	\$ 26,974,534	0.836	1.000	0.886	1.059
16322PA0040043	Bronze	18,598	\$ 11,997,957	\$ 7,547,313	0.629	1.000	0.632	1.005
16322PA0040044	Silver	33,416	\$ 20,410,689	\$ 14,712,835	0.721	1.000	0.686	0.952
16322PA0040045	Silver	33,416	\$ 20,410,689	\$ 14,545,807	0.713	1.000	0.678	0.952
16322PA0040046	Gold	47,471	\$ 32,253,494	\$ 26,974,534	0.836	1.000	0.886	1.059
16322PA0050029	Silver	27,601	\$ 13,891,547	\$ 9,774,767	0.704	1.000	0.670	0.952
16322PA0050030	Silver	18,859	\$ 9,491,710	\$ 6,682,760	0.704	1.000	0.670	0.952
16322PA0050031	Silver	79,181	\$ 39,851,692	\$ 27,596,820	0.692	1.000	0.659	0.952
16322PA0050033	Gold	155,052	\$ 86,805,720	\$ 69,920,248	0.805	1.000	0.853	1.059
16322PA0050035	Platinum	1,668	\$ 1,499,785	\$ 1,320,937	0.881	1.000	1.498	1.701
16322PA0050100	Bronze	95,844	\$ 48,227,469	\$ 29,477,495	0.611	1.000	0.614	1.005
16322PA0050101	Bronze	58,608	\$ 31,154,482	\$ 19,042,179	0.611	1.000	0.614	1.005
16322PA0050102	Silver	43,691	\$ 20,815,348	\$ 14,646,690	0.704	1.000	0.670	0.952
16322PA0050103	Silver	30,121	\$ 14,350,303	\$ 10,103,515	0.704	1.000	0.670	0.952
16322PA0050104	Silver	131,848	\$ 62,815,271	\$ 43,498,824	0.692	1.000	0.659	0.952
16322PA0050105	Silver	4,079	\$ 1,943,325	\$ 1,364,033	0.702	1.000	0.668	0.952
16322PA0050106	Gold	203,292	\$ 107,735,088	\$ 86,778,430	0.805	1.000	0.853	1.059
16322PA0050107	Platinum	1,800	\$ 1,532,044	\$ 1,349,349	0.881	1.000	1.498	1.701
16322PA0050108	Silver	2,910	\$ 1,464,599	\$ 1,028,012	0.702	1.000	0.668	0.952
16322PA0050111	Catastrophic	5,892	\$ 2,964,779	\$ 1,718,769	0.580	1.000	0.583	1.005
16322PA0050112	Catastrophic	2,796	\$ 1,486,281	\$ 861,641	0.580	1.000	0.583	1.005
16322PA0050117	Silver	18,342	\$ 10,809,022	\$ 7,485,118	0.692	1.000	0.659	0.952
16322PA0050118	Gold	40,374	\$ 26,465,900	\$ 21,317,746	0.805	1.000	0.853	1.059
16322PA0050119	Bronze	13,015	\$ 8,100,685	\$ 4,951,284	0.611	1.000	0.614	1.005
16322PA0050120	Silver	108,425	\$ 54,570,159	\$ 37,503,012	0.687	1.000	0.654	0.952
16322PA0050121	Silver	113,324	\$ 53,990,032	\$ 37,104,324	0.687	1.000	0.654	0.952
16322PA0050123	Silver	18,342	\$ 10,809,022	\$ 7,428,435	0.687	1.000	0.654	0.952

Exhibit 3b: Induced Utilization Normalization

Plan ID	Metal Level	Projected Membership	Induced Utilization from Table 10	Proof of Normalization using Projected Membership
16322PA0040006	Silver	30,397	0.952	1.000
16322PA0040007	Silver	24,422	0.952	
16322PA0040008	Silver	105,964	0.952	
16322PA0040010	Gold	225,864	1.059	
16322PA0040012	Platinum	4,740	1.701	
16322PA0040024	Bronze	68,124	1.005	
16322PA0040025	Silver	4,237	0.952	
16322PA0040026	Catastrophic	2,196	1.005	
16322PA0040037	Silver	118,804	0.952	
16322PA0040039	Bronze	18,598	1.005	
16322PA0040040	Silver	33,416	0.952	
16322PA0040041	Silver	33,416	0.952	
16322PA0040042	Gold	47,471	1.059	
16322PA0040043	Bronze	18,598	1.005	
16322PA0040044	Silver	33,416	0.952	
16322PA0040045	Silver	33,416	0.952	
16322PA0040046	Gold	47,471	1.059	
16322PA0050029	Silver	27,601	0.952	
16322PA0050030	Silver	18,859	0.952	
16322PA0050031	Silver	79,181	0.952	
16322PA0050033	Gold	155,052	1.059	
16322PA0050035	Platinum	1,668	1.701	
16322PA0050100	Bronze	95,844	1.005	
16322PA0050101	Bronze	58,608	1.005	
16322PA0050102	Silver	43,691	0.952	
16322PA0050103	Silver	30,121	0.952	
16322PA0050104	Silver	131,848	0.952	
16322PA0050105	Silver	4,079	0.952	
16322PA0050106	Gold	203,292	1.059	
16322PA0050107	Platinum	1,800	1.701	
16322PA0050108	Silver	2,910	0.952	
16322PA0050111	Catastrophic	5,892	1.005	
16322PA0050112	Catastrophic	2,796	1.005	
16322PA0050117	Silver	18,342	0.952	
16322PA0050118	Gold	40,374	1.059	
16322PA0050119	Bronze	13,015	1.005	
16322PA0050120	Silver	108,425	0.952	
16322PA0050121	Silver	113,324	0.952	
16322PA0050123	Silver	18,342	0.952	

Exhibit 4: Development of Network Factors

Weighted average: **1.000**

2019 Individual Health Options SCID	Network	2019 Projected Member Months	Provider Network Factor
16322PA0040006	Premium Network	30,397	1.123
16322PA0040007	Premium Network	24,422	1.123
16322PA0040008	Premium Network	105,964	1.123
16322PA0040010	Premium Network	225,864	1.123
16322PA0040012	Premium Network	4,740	1.123
16322PA0040024	Premium Network	68,124	1.123
16322PA0040025	Premium Network	4,237	1.123
16322PA0040026	Premium Network	2,196	1.123
16322PA0040037	Premium Network	118,804	1.123
16322PA0040039	Premium Network	18,598	1.123
16322PA0040040	Premium Network	33,416	1.123
16322PA0040041	Premium Network	33,416	1.123
16322PA0040042	Premium Network	47,471	1.123
16322PA0040043	Premium Network	18,598	1.123
16322PA0040044	Premium Network	33,416	1.123
16322PA0040045	Premium Network	33,416	1.123
16322PA0040046	Premium Network	47,471	1.123
16322PA0050029	Select Network	27,601	0.925
16322PA0050030	Select Network	18,859	0.925
16322PA0050031	Select Network	79,181	0.925
16322PA0050033	Select Network	155,052	0.925
16322PA0050035	Select Network	1,668	0.925
16322PA0050100	Partner Network	95,844	0.876
16322PA0050101	Select Network	58,608	0.925
16322PA0050102	Partner Network	43,691	0.876
16322PA0050103	Partner Network	30,121	0.876
16322PA0050104	Partner Network	131,848	0.876
16322PA0050105	Partner Network	4,079	0.876
16322PA0050106	Partner Network	203,292	0.876
16322PA0050107	Partner Network	1,800	0.876
16322PA0050108	Select Network	2,910	0.925
16322PA0050111	Partner Network	5,892	0.876
16322PA0050112	Select Network	2,796	0.925
16322PA0050117	Tower Network	18,342	1.083
16322PA0050118	Tower Network	40,374	1.083
16322PA0050119	Tower Network	13,015	1.083
16322PA0050120	Select Network	108,425	0.925
16322PA0050121	Partner Network	113,324	0.876
16322PA0050123	Tower Network	18,342	1.083

Exhibit 5: Derivation of Age Calibration Factor

*Claims Data Range 01/01/2017 - 12/31/2017, Paid Through 03/31/2018

Age Band	Age Factor	Member Months
0-14	0.765	9,257
15	0.833	746
16	0.859	788
17	0.885	887
18	0.913	890
19	0.941	1,279
20	0.970	1,409
21	1.000	1,549
22	1.000	1,510
23	1.000	1,361
24	1.000	1,288
25	1.004	1,260
26	1.024	2,497
27	1.048	2,742
28	1.087	2,527
29	1.119	2,376
30	1.135	2,231
31	1.159	2,013
32	1.183	2,079
33	1.198	2,037
34	1.214	1,919
35	1.222	1,969
36	1.23	1,959
37	1.238	1,889
38	1.246	1,924
39	1.262	1,923
40	1.278	1,925
41	1.302	1,794
42	1.325	1,872
43	1.357	1,915
44	1.397	1,874
45	1.444	2,079
46	1.5	2,159
47	1.563	2,541
48	1.635	2,488
49	1.706	2,530
50	1.786	2,637
51	1.865	2,765
52	1.952	3,074
53	2.04	3,338
54	2.135	3,461
55	2.23	3,587
56	2.333	3,930
57	2.437	4,216
58	2.548	4,322
59	2.603	4,835
60	2.714	5,191
61	2.81	5,630
62	2.873	6,496
63	2.952	7,566
64+	3	8,298

Final Age Factor used: **1.837**

Exhibit 6: Derivation of Geographical Calibration Factor

Rating Areas	Projected Enrollment	Proposed Factor
1, 2, 4, 5	1,600,070	1.000
3	68,388	1.262
6	138,751	1.347
7	196,337	1.366
9	22,102	1.196

Calibration Factor
1.070

Exhibit 7: Historical Changes in Consumer Adjusted Premium Rate for Age 21, Non-tobacco User

Geographic Area 1					2014	2015	2015	2016	2016	2017	2017	2018	2018	2019	2019
Plan ID	Metal Level	Product Name	Plan Name	Exchange Plan (Y/N)	Age 21, NT Prem	Age 21, NT Prem	% Change	Age 21, NT Prem	% Change	Age 21, NT Prem	% Change	Age 21, NT Prem	% Change	Age 21, NT Prem	% Change
16322PA0040006	Silver	Individual PPO	UPMC Advantage Silver \$0/\$50 - Premium Network	Y	\$ -	\$ 163.67	N/A	\$ 181.02	10.6%	\$ 233.68	29.1%	\$ 353.04	51.1%	\$ 345.75	-2.1%
16322PA0040007	Silver	Individual PPO	UPMC Advantage Silver \$1,750/\$50 - Premium Network	Y	\$ -	\$ 161.39	N/A	\$ 180.36	11.8%	\$ 232.84	29.1%	\$ 354.71	52.3%	\$ 335.79	-5.3%
16322PA0040008	Silver	Individual PPO	UPMC Advantage Silver \$3,500/\$25 - Premium Network	Y	\$ -	\$ 163.44	N/A	\$ 177.44	8.6%	\$ 229.07	29.1%	\$ 345.42	50.8%	\$ 342.49	-0.8%
16322PA0040010	Gold	Individual PPO	UPMC Advantage Gold \$800/\$20 - Premium Network	Y	\$ -	\$ 207.42	N/A	\$ 223.92	8.0%	\$ 289.06	29.1%	\$ 332.61	15.1%	\$ 364.25	9.5%
16322PA0040012	Platinum	Individual PPO	UPMC Advantage Platinum \$250/\$20 - Premium Network	Y	\$ -	\$ 345.15	N/A	\$ 380.01	10.1%	\$ 490.56	29.1%	\$ 581.41	18.5%	\$ 638.38	9.8%
16322PA0040024	Bronze	Individual PPO	UPMC Advantage Bronze \$6,950/\$35 - Premium Network	Y	\$ -	\$ -	N/A	\$ 158.03	N/A	\$ 204.01	29.1%	\$ 240.21	17.7%	\$ 263.06	9.5%
16322PA0040025	Silver	Individual PPO	UPMC Advantage Silver HSA \$2,700/20% - Premium Network	N	\$ -	\$ -	N/A	\$ 180.69	N/A	\$ 233.26	29.1%	\$ 368.05	57.8%	\$ 285.28	-22.5%
16322PA0040026	Catastrophic	Individual PPO	UPMC Advantage Catastrophic \$7,350/\$50 - Premium Network	Y	\$ -	\$ -	N/A	\$ 137.48	N/A	\$ 177.48	29.1%	\$ 205.70	15.9%	\$ 249.70	21.4%
16322PA0040027	Silver	Individual PPO	UPMC Advantage Silver \$3,500/\$30 - Premium Network	Y	\$ -	\$ -	N/A	\$ -	N/A	\$ 226.19	N/A	\$ 352.72	55.9%	\$ -	N/A
16322PA0040028	Gold	Individual PPO	UPMC Advantage Gold \$1,400/\$20 - Premium Network	Y	\$ -	\$ -	N/A	\$ -	N/A	\$ -	N/A	\$ 346.35	N/A	\$ -	N/A
16322PA0040029	Bronze	Individual PPO	UPMC Advantage Inside Advantage for Individuals Bronze \$6,950/\$35 - Premium Network	Y	\$ -	\$ -	N/A	\$ -	N/A	\$ -	N/A	\$ 239.66	N/A	\$ -	N/A
16322PA0040030	Silver	Individual PPO	UPMC Advantage Inside Advantage for Individuals Silver HSA \$2,700/20% - Premium Network	Y	\$ -	\$ -	N/A	\$ -	N/A	\$ -	N/A	\$ 342.30	N/A	\$ -	N/A
16322PA0040031	Silver	Individual PPO	UPMC Advantage Inside Advantage for Individuals Silver \$1,750/\$50 - Premium Network	Y	\$ -	\$ -	N/A	\$ -	N/A	\$ -	N/A	\$ 349.49	N/A	\$ -	N/A
16322PA0040032	Silver	Individual PPO	UPMC Advantage Inside Advantage for Individuals Silver \$3,500/\$25 - Premium Network	Y	\$ -	\$ -	N/A	\$ -	N/A	\$ -	N/A	\$ 348.80	N/A	\$ -	N/A
16322PA0040033	Silver	Individual PPO	UPMC Advantage Inside Advantage for Individuals Silver \$0/\$50 - Premium Network	Y	\$ -	\$ -	N/A	\$ -	N/A	\$ -	N/A	\$ 349.95	N/A	\$ -	N/A
16322PA0040034	Gold	Individual PPO	UPMC Advantage Inside Advantage for Individuals Gold \$800/\$20 - Premium Network	Y	\$ -	\$ -	N/A	\$ -	N/A	\$ -	N/A	\$ 327.07	N/A	\$ -	N/A
16322PA0040035	Platinum	Individual PPO	UPMC Advantage Inside Advantage for Individuals Platinum \$250/\$20 - Premium Network	Y	\$ -	\$ -	N/A	\$ -	N/A	\$ -	N/A	\$ 577.97	N/A	\$ -	N/A
16322PA0040036	Catastrophic	Individual PPO	UPMC Advantage Catastrophic \$7,350/\$50 - Premium Network	Y	\$ -	\$ -	N/A	\$ -	N/A	\$ -	N/A	\$ 205.70	N/A	\$ -	N/A
16322PA0040037	Silver	Individual PPO	UPMC Advantage Silver \$1,800/\$50 - Premium Network	N	\$ -	\$ -	N/A	\$ -	N/A	\$ -	N/A	\$ 263.78	N/A	\$ 282.17	7.0%
16322PA0040038	Silver	Individual PPO	UPMC Advantage Inside Advantage for Individuals Silver \$1,800/\$50 - Premium Network	N	\$ -	\$ -	N/A	\$ -	N/A	\$ -	N/A	\$ 259.97	N/A	\$ -	N/A
16322PA0040039	Bronze	Individual PPO	UPMC Advantage Bronze \$6,950/\$35 - Premium Network	Y	\$ -	\$ -	N/A	\$ -	N/A	\$ -	N/A	\$ -	N/A	\$ -	N/A
16322PA0040040	Silver	Individual PPO	UPMC Advantage Silver \$3,500/\$25 - Premium Network	Y	\$ -	\$ -	N/A	\$ -	N/A	\$ -	N/A	\$ -	N/A	\$ -	N/A
16322PA0040041	Silver	Individual PPO	UPMC Advantage Silver \$2,000/\$60 - Premium Network	N	\$ -	\$ -	N/A	\$ -	N/A	\$ -	N/A	\$ -	N/A	\$ -	N/A
16322PA0040042	Gold	Individual PPO	UPMC Advantage Gold \$800/\$20 - Premium Network	Y	\$ -	\$ -	N/A	\$ -	N/A	\$ -	N/A	\$ -	N/A	\$ -	N/A
16322PA0040043	Bronze	Individual PPO	UPMC Advantage Bronze \$6,950/\$35 - Premium Network	Y	\$ -	\$ -	N/A	\$ -	N/A	\$ -	N/A	\$ -	N/A	\$ -	N/A
16322PA0040044	Silver	Individual PPO	UPMC Advantage Silver \$3,500/\$25 - Premium Network	Y	\$ -	\$ -	N/A	\$ -	N/A	\$ -	N/A	\$ -	N/A	\$ -	N/A
16322PA0040045	Silver	Individual PPO	UPMC Advantage Silver \$2,000/\$60 - Premium Network	N	\$ -	\$ -	N/A	\$ -	N/A	\$ -	N/A	\$ -	N/A	\$ -	N/A
16322PA0040046	Gold	Individual PPO	UPMC Advantage Gold \$800/\$20 - Premium Network	Y	\$ -	\$ -	N/A	\$ -	N/A	\$ -	N/A	\$ -	N/A	\$ -	N/A
16322PA0050029	Silver	Individual EPO	UPMC Advantage Silver \$0/\$50 - Select Network	Y	\$ -	\$ -	N/A	\$ -	N/A	\$ -	N/A	\$ -	N/A	\$ -	N/A
16322PA0050030	Silver	Individual EPO	UPMC Advantage Silver \$1,750/\$50 - Select Network	Y	\$ -	\$ -	N/A	\$ -	N/A	\$ -	N/A	\$ -	N/A	\$ -	N/A
16322PA0050031	Silver	Individual EPO	UPMC Advantage Silver \$3,500/\$25 - Select Network	Y	\$ -	\$ -	N/A	\$ -	N/A	\$ -	N/A	\$ -	N/A	\$ -	N/A
16322PA0050033	Gold	Individual EPO	UPMC Advantage Gold \$800/\$20 - Select Network	Y	\$ -	\$ -	N/A	\$ -	N/A	\$ -	N/A	\$ -	N/A	\$ -	N/A
16322PA0050035	Platinum	Individual EPO	UPMC Advantage Platinum \$250/\$20 - Select Network	Y	\$ -	\$ -	N/A	\$ -	N/A	\$ -	N/A	\$ -	N/A	\$ -	N/A
16322PA0050100	Bronze	Individual EPO	UPMC Advantage Bronze \$6,950/\$35 - Partner Network	Y	\$ -	\$ -	N/A	\$ 130.55	N/A	\$ 161.64	23.8%	\$ 190.33	17.7%	\$ 199.37	4.7%
16322PA0050101	Bronze	Individual EPO	UPMC Advantage Bronze \$6,950/\$35 - Select Network	Y	\$ -	\$ -	N/A	\$ -	N/A	\$ -	N/A	\$ -	N/A	\$ -	N/A
16322PA0050102	Silver	Individual EPO	UPMC Advantage Silver \$0/\$50 - Partner Network	Y	\$ -	\$ -	N/A	\$ 149.53	N/A	\$ 185.14	23.8%	\$ 279.71	51.1%	\$ 260.77	-6.8%
16322PA0050103	Silver	Individual EPO	UPMC Advantage Silver \$1,750/\$50 - Partner Network	Y	\$ -	\$ -	N/A	\$ 148.99	N/A	\$ 184.48	23.8%	\$ 281.03	52.3%	\$ 260.92	-7.2%
16322PA0050104	Silver	Individual EPO	UPMC Advantage Silver \$3,500/\$25 - Partner Network	Y	\$ -	\$ -	N/A	\$ 146.58	N/A	\$ 181.49	23.8%	\$ 273.67	50.8%	\$ 256.63	-6.2%
16322PA0050105	Silver	Individual EPO	UPMC Advantage Silver HSA \$2,700/20% - Partner Network	N	\$ -	\$ -	N/A	\$ 149.26	N/A	\$ 184.81	23.8%	\$ 291.60	57.8%	\$ 216.77	-25.7%
16322PA0050106	Gold	Individual EPO	UPMC Advantage Gold \$800/\$20 - Partner Network	Y	\$ -	\$ -	N/A	\$ 184.97	N/A	\$ 229.02	23.8%	\$ 263.53	15.1%	\$ 276.71	5.0%
16322PA0050107	Platinum	Individual EPO	UPMC Advantage Platinum \$250/\$20 - Partner Network	Y	\$ -	\$ -	N/A	\$ 313.92	N/A	\$ 388.67	23.8%	\$ 460.65	18.5%	\$ 485.94	5.5%
16322PA0050108	Silver	Individual EPO	UPMC Advantage Silver HSA \$2,700/20% - Select Network	N	\$ -	\$ -	N/A	\$ -	N/A	\$ -	N/A	\$ -	N/A	\$ -	N/A
16322PA0050111	Catastrophic	Individual EPO	UPMC Advantage Catastrophic \$7,350/\$50 - Partner Network	Y	\$ -	\$ -	N/A	\$ 113.57	N/A	\$ 140.62	23.8%	\$ 162.98	15.9%	\$ 189.10	16.0%
16322PA0050112	Catastrophic	Individual EPO	UPMC Advantage Catastrophic \$7,350/\$50 - Select Network	Y	\$ -	\$ -	N/A	\$ -	N/A	\$ -	N/A	\$ -	N/A	\$ -	N/A
16322PA0050113	Silver	Individual EPO	UPMC Advantage Silver \$3,500/\$30 - Select Network	Y	\$ -	\$ -	N/A	\$ -	N/A	\$ -	N/A	\$ -	N/A	\$ -	N/A
16322PA0050114	Silver	Individual EPO	UPMC Advantage Silver \$3,500/\$30 - Partner Network	Y	\$ -	\$ -	N/A	\$ -	N/A	\$ 188.52	N/A	\$ 293.98	55.9%	\$ -	N/A
16322PA0050115	Gold	Individual EPO	UPMC Advantage Gold \$1,400/\$20 - Select Network	Y	\$ -	\$ -	N/A	\$ -	N/A	\$ -	N/A	\$ -	N/A	\$ -	N/A
16322PA0050116	Gold	Individual EPO	UPMC Advantage Gold \$1,400/\$20 - Partner Network	Y	\$ -	\$ -	N/A	\$ -	N/A	\$ -	N/A	\$ 274.41	N/A	\$ -	N/A
16322PA0050117	Silver	Individual EPO	Tower UPMC Advantage Silver \$3,500/\$25 - Tower Network	Y	\$ -	\$ -	N/A	\$ -	N/A	\$ -	N/A	\$ -	N/A	\$ -	N/A
16322PA0050118	Gold	Individual EPO	Tower UPMC Advantage Gold \$800/\$20 - Tower Network	Y	\$ -	\$ -	N/A	\$ -	N/A	\$ -	N/A	\$ -	N/A	\$ -	N/A
16322PA0050119	Bronze	Individual EPO	Tower UPMC Advantage Bronze \$6,950/\$35 - Tower Network	Y	\$ -	\$ -	N/A	\$ -	N/A	\$ -	N/A	\$ -	N/A	\$ -	N/A
16322PA0050120	Silver	Individual EPO	UPMC Advantage Silver \$1,800/\$50 - Select Network	N	\$ -	\$ -	N/A	\$ -	N/A	\$ -	N/A	\$ -	N/A	\$ -	N/A
16322PA0050121	Silver	Individual EPO	UPMC Advantage Silver \$1,800/\$50 - Partner Network	N	\$ -	\$ -	N/A	\$ -	N/A	\$ -	N/A	\$ 208.98	N/A	\$ 212.24	1.6%
16322PA0050123	Silver	Individual EPO	UPMC Advantage Silver \$2,000/\$60 - Tower Network	N	\$ -	\$ -	N/A	\$ -	N/A	\$ -	N/A	\$ -	N/A	\$ -	N/A

Geographic Area 2					2014	2015	2015	2016	2016	2017	2017	2018	2018	2019	2019
Plan ID	Metal Level	Product Name	Plan Name	Exchange Plan (Y/N)	Age 21, NT Prem	Age 21, NT Prem	% Change	Age 21, NT Prem	% Change	Age 21, NT Prem	% Change	Age 21, NT Prem	% Change	Age 21, NT Prem	% Change
16322PA0040006	Silver	Individual PPO	UPMC Advantage Silver \$0/\$50 - Premium Network	Y	\$ -	\$ 163.67	N/A	\$ 181.02	10.6%	\$ 233.68	29.1%	\$ 353.04	51.1%	\$ 345.75	-2.1%
16322PA0040007	Silver	Individual PPO	UPMC Advantage Silver \$1,750/\$50 - Premium Network	Y	\$ -	\$ 161.39	N/A	\$ 180.36	11.8%	\$ 232.84	29.1%	\$ 354.71	52.3%	\$ 335.79	-5.3%
16322PA0040008	Silver	Individual PPO	UPMC Advantage Silver \$3,500/\$25 - Premium Network	Y	\$ -	\$ 163.44	N/A	\$ 177.44	8.6%	\$ 229.07	29.1%	\$ 345.42	50.8%	\$ 342.49	-0.8%
16322PA0040010	Gold	Individual PPO	UPMC Advantage Gold \$800/\$20 - Premium Network	Y	\$ -	\$ 207.42	N/A	\$ 223.92	8.0%	\$ 289.06	29.1%	\$ 332.61	15.1%	\$ 364.25	9.5%
16322PA0040012	Platinum	Individual PPO	UPMC Advantage Platinum \$250/\$20 - Premium Network	Y	\$ -	\$ 345.15	N/A	\$ 380.01	10.1%	\$ 490.56	29.1%	\$ 581.41	18.5%	\$ 638.38	9.8%
16322PA0040024	Bronze	Individual PPO	UPMC Advantage Bronze \$6,950/\$35 - Premium Network	Y	\$ -	\$ -	N/A	\$ 158.03	N/A	\$ 204.01	29.1%	\$ 240.21	17.7%	\$ 263.06	9.5%
16322PA0040025	Silver	Individual PPO	UPMC Advantage Silver HSA \$2,700/20% - Premium Network	N	\$ -	\$ -	N/A	\$ 180.69	N/A	\$ 233.26	29.1%	\$ 368.05	57.8%	\$ 285.28	-22.5%
16322PA0040026	Catastrophic	Individual PPO	UPMC Advantage Catastrophic \$7,350/\$0 - Premium Network	Y	\$ -	\$ -	N/A	\$ 137.48	N/A	\$ 177.48	29.1%	\$ 205.70	15.9%	\$ 249.70	21.4%
16322PA0040027	Silver	Individual PPO	UPMC Advantage Silver \$3,500/\$30 - Premium Network	Y	\$ -	\$ -	N/A	\$ -	N/A	\$ 226.19	N/A	\$ 352.72	55.9%	\$ -	N/A
16322PA0040028	Gold	Individual PPO	UPMC Advantage Gold \$1,400/\$20 - Premium Network	Y	\$ -	\$ -	N/A	\$ -	N/A	\$ -	N/A	\$ 346.35	N/A	\$ -	N/A
16322PA0040029	Bronze	Individual PPO	UPMC Advantage Inside Advantage for Individuals Bronze \$6,950/\$35 - Premium Network	Y	\$ -	\$ -	N/A	\$ -	N/A	\$ -	N/A	\$ -	N/A	\$ -	N/A
16322PA0040030	Silver	Individual PPO	UPMC Advantage Inside Advantage for Individuals Silver HSA \$2,700/20% - Premium Network	Y	\$ -	\$ -	N/A	\$ -	N/A	\$ -	N/A	\$ -	N/A	\$ -	N/A
16322PA0040031	Silver	Individual PPO	UPMC Advantage Inside Advantage for Individuals Silver \$1,750/\$50 - Premium Network	Y	\$ -	\$ -	N/A	\$ -	N/A	\$ -	N/A	\$ -	N/A	\$ -	N/A
16322PA0040032	Silver	Individual PPO	UPMC Advantage Inside Advantage for Individuals Silver \$3,500/\$25 - Premium Network	Y	\$ -	\$ -	N/A	\$ -	N/A	\$ -	N/A	\$ -	N/A	\$ -	N/A
16322PA0040033	Silver	Individual PPO	UPMC Advantage Inside Advantage for Individuals Silver \$0/\$50 - Premium Network	Y	\$ -	\$ -	N/A	\$ -	N/A	\$ -	N/A	\$ -	N/A	\$ -	N/A
16322PA0040034	Gold	Individual PPO	UPMC Advantage Inside Advantage for Individuals Gold \$800/\$20 - Premium Network	Y	\$ -	\$ -	N/A	\$ -	N/A	\$ -	N/A	\$ -	N/A	\$ -	N/A
16322PA0040035	Platinum	Individual PPO	UPMC Advantage Inside Advantage for Individuals Platinum \$250/\$20 - Premium Network	Y	\$ -	\$ -	N/A	\$ -	N/A	\$ -	N/A	\$ -	N/A	\$ -	N/A
16322PA0040036	Catastrophic	Individual PPO	UPMC Advantage Catastrophic \$7,350/\$0 - Premium Network	Y	\$ -	\$ -	N/A	\$ -	N/A	\$ -	N/A	\$ -	N/A	\$ -	N/A
16322PA0040037	Silver	Individual PPO	UPMC Advantage Silver \$1,800/\$50 - Premium Network	N	\$ -	\$ -	N/A	\$ -	N/A	\$ -	N/A	\$ 263.78	N/A	\$ 249.70	7.0%
16322PA0040038	Silver	Individual PPO	UPMC Advantage Inside Advantage for Individuals Silver \$1,800/\$50 - Premium Network	N	\$ -	\$ -	N/A	\$ -	N/A	\$ -	N/A	\$ -	N/A	\$ -	N/A
16322PA0040039	Bronze	Individual PPO	UPMC Advantage Bronze \$6,950/\$35 - Premium Network	Y	\$ -	\$ -	N/A	\$ -	N/A	\$ -	N/A	\$ -	N/A	\$ -	N/A
16322PA0040040	Silver	Individual PPO	UPMC Advantage Silver \$3,500/\$25 - Premium Network	Y	\$ -	\$ -	N/A	\$ -	N/A	\$ -	N/A	\$ -	N/A	\$ -	N/A
16322PA0040041	Silver	Individual PPO	UPMC Advantage Silver \$2,000/\$60 - Premium Network	N	\$ -	\$ -	N/A	\$ -	N/A	\$ -	N/A	\$ -	N/A	\$ -	N/A
16322PA0040042	Gold	Individual PPO	UPMC Advantage Gold \$800/\$20 - Premium Network	Y	\$ -	\$ -	N/A	\$ -	N/A	\$ -	N/A	\$ -	N/A	\$ -	N/A
16322PA0040043	Bronze	Individual PPO	UPMC Advantage Bronze \$6,950/\$35 - Premium Network	Y	\$ -	\$ -	N/A	\$ -	N/A	\$ -	N/A	\$ -	N/A	\$ -	N/A
16322PA0040044	Silver	Individual PPO	UPMC Advantage Silver \$3,500/\$25 - Premium Network	Y	\$ -	\$ -	N/A	\$ -	N/A	\$ -	N/A	\$ -	N/A	\$ -	N/A
16322PA0040045	Silver	Individual PPO	UPMC Advantage Silver \$2,000/\$60 - Premium Network	N	\$ -	\$ -	N/A	\$ -	N/A	\$ -	N/A	\$ -	N/A	\$ -	N/A
16322PA0040046	Gold	Individual PPO	UPMC Advantage Gold \$800/\$20 - Premium Network	Y	\$ -	\$ -	N/A	\$ -	N/A	\$ -	N/A	\$ -	N/A	\$ -	N/A
16322PA0050029	Silver	Individual EPO	UPMC Advantage Silver \$0/\$50 - Select Network	Y	\$ -	\$ -	N/A	\$ -	N/A	\$ -	N/A	\$ -	N/A	\$ -	N/A
16322PA0050030	Silver	Individual EPO	UPMC Advantage Silver \$1,750/\$50 - Select Network	Y	\$ -	\$ -	N/A	\$ -	N/A	\$ -	N/A	\$ -	N/A	\$ -	N/A
16322PA0050031	Silver	Individual EPO	UPMC Advantage Silver \$3,500/\$25 - Select Network	Y	\$ -	\$ -	N/A	\$ -	N/A	\$ -	N/A	\$ -	N/A	\$ -	N/A
16322PA0050033	Gold	Individual EPO	UPMC Advantage Gold \$800/\$20 - Select Network	Y	\$ -	\$ -	N/A	\$ -	N/A	\$ -	N/A	\$ -	N/A	\$ -	N/A
16322PA0050035	Platinum	Individual EPO	UPMC Advantage Platinum \$250/\$20 - Select Network	Y	\$ -	\$ -	N/A	\$ -	N/A	\$ -	N/A	\$ -	N/A	\$ -	N/A
16322PA0050100	Bronze	Individual EPO	UPMC Advantage Bronze \$6,950/\$35 - Partner Network	Y	\$ -	\$ -	N/A	\$ 130.55	N/A	\$ 161.64	23.8%	\$ -	-100.0%	\$ -	N/A
16322PA0050101	Bronze	Individual EPO	UPMC Advantage Bronze \$6,950/\$35 - Select Network	Y	\$ -	\$ -	N/A	\$ -	N/A	\$ -	N/A	\$ -	N/A	\$ -	N/A
16322PA0050102	Silver	Individual EPO	UPMC Advantage Silver \$0/\$50 - Partner Network	Y	\$ -	\$ -	N/A	\$ 149.53	N/A	\$ 185.14	23.8%	\$ -	-100.0%	\$ -	N/A
16322PA0050103	Silver	Individual EPO	UPMC Advantage Silver \$1,750/\$50 - Partner Network	Y	\$ -	\$ -	N/A	\$ 148.99	N/A	\$ 184.48	23.8%	\$ -	-100.0%	\$ -	N/A
16322PA0050104	Silver	Individual EPO	UPMC Advantage Silver \$3,500/\$25 - Partner Network	Y	\$ -	\$ -	N/A	\$ 146.58	N/A	\$ 181.49	23.8%	\$ -	-100.0%	\$ -	N/A
16322PA0050105	Silver	Individual EPO	UPMC Advantage Silver HSA \$2,700/20% - Partner Network	N	\$ -	\$ -	N/A	\$ 149.26	N/A	\$ 184.81	23.8%	\$ -	-100.0%	\$ -	N/A
16322PA0050106	Gold	Individual EPO	UPMC Advantage Gold \$800/\$20 - Partner Network	Y	\$ -	\$ -	N/A	\$ 184.97	N/A	\$ 229.02	23.8%	\$ -	-100.0%	\$ -	N/A
16322PA0050107	Platinum	Individual EPO	UPMC Advantage Platinum \$250/\$20 - Partner Network	Y	\$ -	\$ -	N/A	\$ 313.92	N/A	\$ 388.67	23.8%	\$ -	-100.0%	\$ -	N/A
16322PA0050108	Silver	Individual EPO	UPMC Advantage Silver HSA \$2,700/20% - Select Network	N	\$ -	\$ -	N/A	\$ -	N/A	\$ -	N/A	\$ -	N/A	\$ -	N/A
16322PA0050111	Catastrophic	Individual EPO	UPMC Advantage Catastrophic \$7,350/\$0 - Partner Network	Y	\$ -	\$ -	N/A	\$ 113.57	N/A	\$ 140.62	23.8%	\$ -	-100.0%	\$ -	N/A
16322PA0050112	Catastrophic	Individual EPO	UPMC Advantage Catastrophic \$7,350/\$0 - Select Network	Y	\$ -	\$ -	N/A	\$ -	N/A	\$ -	N/A	\$ -	N/A	\$ -	N/A
16322PA0050113	Silver	Individual EPO	UPMC Advantage Silver \$3,500/\$30 - Select Network	Y	\$ -	\$ -	N/A	\$ -	N/A	\$ -	N/A	\$ -	N/A	\$ -	N/A
16322PA0050114	Silver	Individual EPO	UPMC Advantage Silver \$3,500/\$30 - Partner Network	Y	\$ -	\$ -	N/A	\$ -	N/A	\$ 188.52	N/A	\$ -	-100.0%	\$ -	N/A
16322PA0050115	Gold	Individual EPO	UPMC Advantage Gold \$1,400/\$20 - Select Network	Y	\$ -	\$ -	N/A	\$ -	N/A	\$ -	N/A	\$ -	N/A	\$ -	N/A
16322PA0050116	Gold	Individual EPO	UPMC Advantage Gold \$1,400/\$20 - Partner Network	Y	\$ -	\$ -	N/A	\$ -	N/A	\$ -	N/A	\$ -	N/A	\$ -	N/A
16322PA0050117	Silver	Individual EPO	Tower UPMC Advantage Silver \$3,500/\$25 - Tower Network	Y	\$ -	\$ -	N/A	\$ -	N/A	\$ -	N/A	\$ -	N/A	\$ -	N/A
16322PA0050118	Gold	Individual EPO	Tower UPMC Advantage Gold \$800/\$20 - Tower Network	Y	\$ -	\$ -	N/A	\$ -	N/A	\$ -	N/A	\$ -	N/A	\$ -	N/A
16322PA0050119	Bronze	Individual EPO	Tower UPMC Advantage Bronze \$6,950/\$35 - Tower Network	Y	\$ -	\$ -	N/A	\$ -	N/A	\$ -	N/A	\$ -	N/A	\$ -	N/A
16322PA0050120	Silver	Individual EPO	UPMC Advantage Silver \$1,800/\$50 - Select Network	N	\$ -	\$ -	N/A	\$ -	N/A	\$ -	N/A	\$ -	N/A	\$ -	N/A
16322PA0050121	Silver	Individual EPO	UPMC Advantage Silver \$1,800/\$50 - Partner Network	N	\$ -	\$ -	N/A	\$ -	N/A	\$ -	N/A	\$ -	N/A	\$ -	N/A
16322PA0050123	Silver	Individual EPO	UPMC Advantage Silver \$2,000/\$60 - Tower Network	N	\$ -	\$ -	N/A	\$ -	N/A	\$ -	N/A	\$ -	N/A	\$ -	N/A

Geographic Area 3					2018	2019	2019
Plan ID	Metal Level	Product Name	Plan Name	Exchange Plan (Y/N)	Age 21, NT Prem	Age 21, NT Prem	% Change
16322PA0040006	Silver	Individual PPO	UPMC Advantage Silver \$0/\$50 - Premium Network	Y	\$ -	\$ -	N/A
16322PA0040007	Silver	Individual PPO	UPMC Advantage Silver \$1,750/\$50 - Premium Network	Y	\$ -	\$ -	N/A
16322PA0040008	Silver	Individual PPO	UPMC Advantage Silver \$3,500/\$25 - Premium Network	Y	\$ -	\$ -	N/A
16322PA0040010	Gold	Individual PPO	UPMC Advantage Gold \$800/\$20 - Premium Network	Y	\$ -	\$ -	N/A
16322PA0040012	Platinum	Individual PPO	UPMC Advantage Platinum \$250/\$20 - Premium Network	Y	\$ -	\$ -	N/A
16322PA0040024	Bronze	Individual PPO	UPMC Advantage Bronze \$6,950/\$35 - Premium Network	Y	\$ -	\$ -	N/A
16322PA0040025	Silver	Individual PPO	UPMC Advantage Silver HSA \$2,700/20% - Premium Network	N	\$ -	\$ -	N/A
16322PA0040026	Catastrophic	Individual PPO	UPMC Advantage Catastrophic \$7,350/\$0 - Premium Network	Y	\$ -	\$ -	N/A
16322PA0040027	Silver	Individual PPO	UPMC Advantage Silver \$3,500/\$30 - Premium Network	Y	\$ -	\$ -	N/A
16322PA0040028	Gold	Individual PPO	UPMC Advantage Gold \$1,400/\$20 - Premium Network	Y	\$ -	\$ -	N/A
16322PA0040029	Bronze	Individual PPO	UPMC Advantage Inside Advantage for Individuals Bronze \$6,950/\$35 - Premium Network	Y	\$ -	\$ -	N/A
16322PA0040030	Silver	Individual PPO	UPMC Advantage Inside Advantage for Individuals Silver HSA \$2,700/20% - Premium Network	Y	\$ -	\$ -	N/A
16322PA0040031	Silver	Individual PPO	UPMC Advantage Inside Advantage for Individuals Silver \$1,750/\$50 - Premium Network	Y	\$ -	\$ -	N/A
16322PA0040032	Silver	Individual PPO	UPMC Advantage Inside Advantage for Individuals Silver \$3,500/\$25 - Premium Network	Y	\$ -	\$ -	N/A
16322PA0040033	Silver	Individual PPO	UPMC Advantage Inside Advantage for Individuals Silver \$0/\$50 - Premium Network	Y	\$ -	\$ -	N/A
16322PA0040034	Gold	Individual PPO	UPMC Advantage Inside Advantage for Individuals Gold \$800/\$20 - Premium Network	Y	\$ -	\$ -	N/A
16322PA0040035	Platinum	Individual PPO	UPMC Advantage Inside Advantage for Individuals Platinum \$250/\$20 - Premium Network	Y	\$ -	\$ -	N/A
16322PA0040036	Catastrophic	Individual PPO	UPMC Advantage Catastrophic \$7,350/\$0 - Premium Network	Y	\$ -	\$ -	N/A
16322PA0040037	Silver	Individual PPO	UPMC Advantage Silver \$1,800/\$50 - Premium Network	N	\$ -	\$ -	N/A
16322PA0040038	Silver	Individual PPO	UPMC Advantage Inside Advantage for Individuals Silver \$1,800/\$50 - Premium Network	N	\$ -	\$ -	N/A
16322PA0040039	Bronze	Individual PPO	UPMC Advantage Bronze \$6,950/\$35 - Premium Network	Y	\$ -	\$331.95	N/A
16322PA0040040	Silver	Individual PPO	UPMC Advantage Silver \$3,500/\$25 - Premium Network	Y	\$ -	\$432.18	N/A
16322PA0040041	Silver	Individual PPO	UPMC Advantage Silver \$2,000/\$60 - Premium Network	N	\$ -	\$356.06	N/A
16322PA0040042	Gold	Individual PPO	UPMC Advantage Gold \$800/\$20 - Premium Network	Y	\$ -	\$464.81	N/A
16322PA0040043	Bronze	Individual PPO	UPMC Advantage Bronze \$6,950/\$35 - Premium Network	Y	\$ -	\$331.95	N/A
16322PA0040044	Silver	Individual PPO	UPMC Advantage Silver \$3,500/\$25 - Premium Network	Y	\$ -	\$432.18	N/A
16322PA0040045	Silver	Individual PPO	UPMC Advantage Silver \$2,000/\$60 - Premium Network	N	\$ -	\$356.06	N/A
16322PA0040046	Gold	Individual PPO	UPMC Advantage Gold \$800/\$20 - Premium Network	Y	\$ -	\$464.81	N/A
16322PA0050029	Silver	Individual EPO	UPMC Advantage Silver \$0/\$50 - Select Network	Y	\$ -	\$ -	N/A
16322PA0050030	Silver	Individual EPO	UPMC Advantage Silver \$1,750/\$50 - Select Network	Y	\$ -	\$ -	N/A
16322PA0050031	Silver	Individual EPO	UPMC Advantage Silver \$3,500/\$25 - Select Network	Y	\$ -	\$ -	N/A
16322PA0050033	Gold	Individual EPO	UPMC Advantage Gold \$800/\$20 - Select Network	Y	\$ -	\$ -	N/A
16322PA0050035	Platinum	Individual EPO	UPMC Advantage Platinum \$250/\$20 - Select Network	Y	\$ -	\$ -	N/A
16322PA0050100	Bronze	Individual EPO	UPMC Advantage Bronze \$6,950/\$35 - Partner Network	Y	\$240.45	\$251.58	4.6%
16322PA0050101	Bronze	Individual EPO	UPMC Advantage Bronze \$6,950/\$35 - Select Network	Y	\$ -	\$ -	N/A
16322PA0050102	Silver	Individual EPO	UPMC Advantage Silver \$0/\$50 - Partner Network	Y	\$353.36	\$329.06	-6.9%
16322PA0050103	Silver	Individual EPO	UPMC Advantage Silver \$1,750/\$50 - Partner Network	Y	\$355.03	\$329.25	-7.3%
16322PA0050104	Silver	Individual EPO	UPMC Advantage Silver \$3,500/\$25 - Partner Network	Y	\$345.73	\$323.84	-6.3%
16322PA0050105	Silver	Individual EPO	UPMC Advantage Silver HSA \$2,700/20% - Partner Network	N	\$368.38	\$273.54	-25.7%
16322PA0050106	Gold	Individual EPO	UPMC Advantage Gold \$800/\$20 - Partner Network	Y	\$332.92	\$349.17	4.9%
16322PA0050107	Platinum	Individual EPO	UPMC Advantage Platinum \$250/\$20 - Partner Network	Y	\$581.95	\$613.19	5.4%
16322PA0050108	Silver	Individual EPO	UPMC Advantage Silver HSA \$2,700/20% - Select Network	N	\$ -	\$ -	N/A
16322PA0050111	Catastrophic	Individual EPO	UPMC Advantage Catastrophic \$7,350/\$0 - Partner Network	Y	\$205.89	\$238.62	15.9%
16322PA0050112	Catastrophic	Individual EPO	UPMC Advantage Catastrophic \$7,350/\$0 - Select Network	Y	\$ -	\$ -	N/A
16322PA0050113	Silver	Individual EPO	UPMC Advantage Silver \$3,500/\$30 - Select Network	Y	\$ -	\$ -	N/A
16322PA0050114	Silver	Individual EPO	UPMC Advantage Silver \$3,500/\$30 - Partner Network	Y	\$371.39	\$ -	N/A
16322PA0050115	Gold	Individual EPO	UPMC Advantage Gold \$1,400/\$20 - Select Network	Y	\$ -	\$ -	N/A
16322PA0050116	Gold	Individual EPO	UPMC Advantage Gold \$1,400/\$20 - Partner Network	Y	\$346.66	\$ -	N/A
16322PA0050117	Silver	Individual EPO	Tower UPMC Advantage Silver \$3,500/\$25 - Tower Network	Y	\$ -	\$ -	N/A
16322PA0050118	Gold	Individual EPO	Tower UPMC Advantage Gold \$800/\$20 - Tower Network	Y	\$ -	\$ -	N/A
16322PA0050119	Bronze	Individual EPO	Tower UPMC Advantage Bronze \$6,950/\$35 - Tower Network	Y	\$ -	\$ -	N/A
16322PA0050120	Silver	Individual EPO	UPMC Advantage Silver \$1,800/\$50 - Select Network	N	\$ -	\$ -	N/A
16322PA0050121	Silver	Individual EPO	UPMC Advantage Silver \$1,800/\$50 - Partner Network	N	\$264.01	\$267.82	1.4%
16322PA0050123	Silver	Individual EPO	UPMC Advantage Silver \$2,000/\$60 - Tower Network	N	\$ -	\$ -	N/A

Geographic Area 4					2014	2015	2015	2016	2016	2017	2017	2018	2018	2019	2019
Plan ID	Metal Level	Product Name	Plan Name	Exchange Plan (Y/N)	Age 21, NT Prem	Age 21, NT Prem	% Change	Age 21, NT Prem	% Change	Age 21, NT Prem	% Change	Age 21, NT Prem	% Change	Age 21, NT Prem	% Change
16322PA0040006	Silver	Individual PPO	UPMC Advantage Silver \$0/\$50 - Premium Network	Y	\$ -	\$163.67	N/A	\$181.02	10.6%	\$233.68	29.1%	\$353.04	51.1%	\$345.75	-2.1%
16322PA0040007	Silver	Individual PPO	UPMC Advantage Silver \$1,750/\$50 - Premium Network	Y	\$ -	\$161.39	N/A	\$180.36	11.8%	\$232.84	29.1%	\$354.71	52.3%	\$335.79	-5.3%
16322PA0040008	Silver	Individual PPO	UPMC Advantage Silver \$3,500/\$25 - Premium Network	Y	\$ -	\$163.44	N/A	\$177.44	8.6%	\$229.07	29.1%	\$345.42	50.8%	\$342.49	-0.8%
16322PA0040010	Gold	Individual PPO	UPMC Advantage Gold \$800/\$20 - Premium Network	Y	\$ -	\$207.42	N/A	\$223.92	8.0%	\$289.06	29.1%	\$332.61	15.1%	\$364.25	9.5%
16322PA0040012	Platinum	Individual PPO	UPMC Advantage Platinum \$250/\$20 - Premium Network	Y	\$ -	\$345.15	N/A	\$380.01	10.1%	\$490.56	29.1%	\$581.41	18.5%	\$638.38	9.8%
16322PA0040024	Bronze	Individual PPO	UPMC Advantage Bronze \$6,950/\$35 - Premium Network	Y	\$ -	\$ -	N/A	\$158.03	N/A	\$204.01	29.1%	\$240.21	17.7%	\$263.06	9.5%
16322PA0040025	Silver	Individual PPO	UPMC Advantage Silver HSA \$2,700/20% - Premium Network	N	\$ -	\$ -	N/A	\$180.69	N/A	\$233.26	29.1%	\$368.05	57.8%	\$285.28	-22.5%
16322PA0040026	Catastrophic	Individual PPO	UPMC Advantage Catastrophic \$7,350/\$0 - Premium Network	Y	\$ -	\$ -	N/A	\$137.48	N/A	\$177.48	29.1%	\$205.70	15.9%	\$249.70	21.4%
16322PA0040027	Silver	Individual PPO	UPMC Advantage Silver \$3,500/\$30 - Premium Network	Y	\$ -	\$ -	N/A	\$ -	N/A	\$226.19	N/A	\$352.72	55.9%	\$ -	N/A
16322PA0040028	Gold	Individual PPO	UPMC Advantage Gold \$1,400/\$20 - Premium Network	Y	\$ -	\$ -	N/A	\$ -	N/A	\$ -	N/A	\$346.35	N/A	\$ -	N/A
16322PA0040029	Bronze	Individual PPO	UPMC Advantage Inside Advantage for Individuals Bronze \$6,950/\$35 - Premium Network	Y	\$ -	\$ -	N/A	\$ -	N/A	\$ -	N/A	\$ -	N/A	\$ -	N/A
16322PA0040030	Silver	Individual PPO	UPMC Advantage Inside Advantage for Individuals Silver HSA \$2,700/20% - Premium Network	Y	\$ -	\$ -	N/A	\$ -	N/A	\$ -	N/A	\$ -	N/A	\$ -	N/A
16322PA0040031	Silver	Individual PPO	UPMC Advantage Inside Advantage for Individuals Silver \$1,750/\$50 - Premium Network	Y	\$ -	\$ -	N/A	\$ -	N/A	\$ -	N/A	\$ -	N/A	\$ -	N/A
16322PA0040032	Silver	Individual PPO	UPMC Advantage Inside Advantage for Individuals Silver \$3,500/\$25 - Premium Network	Y	\$ -	\$ -	N/A	\$ -	N/A	\$ -	N/A	\$ -	N/A	\$ -	N/A
16322PA0040033	Silver	Individual PPO	UPMC Advantage Inside Advantage for Individuals Silver \$0/\$50 - Premium Network	Y	\$ -	\$ -	N/A	\$ -	N/A	\$ -	N/A	\$ -	N/A	\$ -	N/A
16322PA0040034	Gold	Individual PPO	UPMC Advantage Inside Advantage for Individuals Gold \$800/\$20 - Premium Network	Y	\$ -	\$ -	N/A	\$ -	N/A	\$ -	N/A	\$ -	N/A	\$ -	N/A
16322PA0040035	Platinum	Individual PPO	UPMC Advantage Inside Advantage for Individuals Platinum \$250/\$20 - Premium Network	Y	\$ -	\$ -	N/A	\$ -	N/A	\$ -	N/A	\$ -	N/A	\$ -	N/A
16322PA0040036	Catastrophic	Individual PPO	UPMC Advantage Catastrophic \$7,350/\$0 - Premium Network	Y	\$ -	\$ -	N/A	\$ -	N/A	\$ -	N/A	\$ -	N/A	\$ -	N/A
16322PA0040037	Silver	Individual PPO	UPMC Advantage Silver \$1,800/\$50 - Premium Network	N	\$ -	\$ -	N/A	\$ -	N/A	\$ -	N/A	\$263.78	N/A	\$282.17	7.0%
16322PA0040038	Silver	Individual PPO	UPMC Advantage Inside Advantage for Individuals Silver \$1,800/\$50 - Premium Network	N	\$ -	\$ -	N/A	\$ -	N/A	\$ -	N/A	\$ -	N/A	\$ -	N/A
16322PA0040039	Bronze	Individual PPO	UPMC Advantage Bronze \$6,950/\$35 - Premium Network	Y	\$ -	\$ -	N/A	\$ -	N/A	\$ -	N/A	\$ -	N/A	\$ -	N/A
16322PA0040040	Silver	Individual PPO	UPMC Advantage Silver \$3,500/\$25 - Premium Network	Y	\$ -	\$ -	N/A	\$ -	N/A	\$ -	N/A	\$ -	N/A	\$ -	N/A
16322PA0040041	Silver	Individual PPO	UPMC Advantage Silver \$2,000/\$60 - Premium Network	N	\$ -	\$ -	N/A	\$ -	N/A	\$ -	N/A	\$ -	N/A	\$ -	N/A
16322PA0040042	Gold	Individual PPO	UPMC Advantage Gold \$800/\$20 - Premium Network	Y	\$ -	\$ -	N/A	\$ -	N/A	\$ -	N/A	\$ -	N/A	\$ -	N/A
16322PA0040043	Bronze	Individual PPO	UPMC Advantage Bronze \$6,950/\$35 - Premium Network	Y	\$ -	\$ -	N/A	\$ -	N/A	\$ -	N/A	\$ -	N/A	\$ -	N/A
16322PA0040044	Silver	Individual PPO	UPMC Advantage Silver \$3,500/\$25 - Premium Network	Y	\$ -	\$ -	N/A	\$ -	N/A	\$ -	N/A	\$ -	N/A	\$ -	N/A
16322PA0040045	Silver	Individual PPO	UPMC Advantage Silver \$2,000/\$60 - Premium Network	N	\$ -	\$ -	N/A	\$ -	N/A	\$ -	N/A	\$ -	N/A	\$ -	N/A
16322PA0040046	Gold	Individual PPO	UPMC Advantage Gold \$800/\$20 - Premium Network	Y	\$ -	\$ -	N/A	\$ -	N/A	\$ -	N/A	\$ -	N/A	\$ -	N/A
16322PA0050029	Silver	Individual EPO	UPMC Advantage Silver \$0/\$50 - Select Network	Y	\$ -	\$ -	N/A	\$ -	N/A	\$ -	N/A	\$294.25	N/A	\$275.48	-6.4%
16322PA0050030	Silver	Individual EPO	UPMC Advantage Silver \$1,750/\$50 - Select Network	Y	\$ -	\$ -	N/A	\$ -	N/A	\$ -	N/A	\$295.63	N/A	\$275.64	-6.8%
16322PA0050031	Silver	Individual EPO	UPMC Advantage Silver \$3,500/\$25 - Select Network	Y	\$ -	\$ -	N/A	\$ -	N/A	\$ -	N/A	\$287.89	N/A	\$271.11	-5.8%
16322PA0050033	Gold	Individual EPO	UPMC Advantage Gold \$800/\$20 - Select Network	Y	\$ -	\$ -	N/A	\$ -	N/A	\$ -	N/A	\$277.21	N/A	\$292.32	5.5%
16322PA0050035	Platinum	Individual EPO	UPMC Advantage Platinum \$250/\$20 - Select Network	Y	\$ -	\$ -	N/A	\$ -	N/A	\$ -	N/A	\$484.58	N/A	\$513.35	5.9%
16322PA0050100	Bronze	Individual EPO	UPMC Advantage Bronze \$6,950/\$35 - Partner Network	Y	\$ -	\$ -	N/A	\$130.55	N/A	\$161.64	23.8%	\$190.33	17.7%	\$199.37	4.7%
16322PA0050101	Bronze	Individual EPO	UPMC Advantage Bronze \$6,950/\$35 - Select Network	Y	\$ -	\$ -	N/A	\$ -	N/A	\$ -	N/A	\$200.21	N/A	\$210.61	5.2%
16322PA0050102	Silver	Individual EPO	UPMC Advantage Silver \$0/\$50 - Partner Network	Y	\$ -	\$ -	N/A	\$149.53	N/A	\$185.14	23.8%	\$279.71	51.1%	\$260.77	-6.8%
16322PA0050103	Silver	Individual EPO	UPMC Advantage Silver \$1,750/\$50 - Partner Network	Y	\$ -	\$ -	N/A	\$148.99	N/A	\$184.48	23.8%	\$281.03	52.3%	\$260.92	-7.2%
16322PA0050104	Silver	Individual EPO	UPMC Advantage Silver \$3,500/\$25 - Partner Network	Y	\$ -	\$ -	N/A	\$146.58	N/A	\$181.49	23.8%	\$273.67	50.8%	\$256.63	-6.2%
16322PA0050105	Silver	Individual EPO	UPMC Advantage Silver HSA \$2,700/20% - Partner Network	N	\$ -	\$ -	N/A	\$149.26	N/A	\$184.81	23.8%	\$291.60	57.8%	\$216.77	-25.7%
16322PA0050106	Gold	Individual EPO	UPMC Advantage Gold \$800/\$20 - Partner Network	Y	\$ -	\$ -	N/A	\$184.97	N/A	\$229.02	23.8%	\$263.53	15.1%	\$276.71	5.0%
16322PA0050107	Platinum	Individual EPO	UPMC Advantage Platinum \$250/\$20 - Partner Network	Y	\$ -	\$ -	N/A	\$313.92	N/A	\$388.67	23.8%	\$460.65	18.5%	\$485.94	5.5%
16322PA0050108	Silver	Individual EPO	UPMC Advantage Silver HSA \$2,700/20% - Select Network	N	\$ -	\$ -	N/A	\$ -	N/A	\$ -	N/A	\$306.74	N/A	\$229.00	-25.3%
16322PA0050111	Catastrophic	Individual EPO	UPMC Advantage Catastrophic \$7,350/\$0 - Partner Network	Y	\$ -	\$ -	N/A	\$113.57	N/A	\$140.62	23.8%	\$162.98	15.9%	\$189.10	16.0%
16322PA0050112	Catastrophic	Individual EPO	UPMC Advantage Catastrophic \$7,350/\$0 - Select Network	Y	\$ -	\$ -	N/A	\$ -	N/A	\$ -	N/A	\$171.44	N/A	\$199.76	16.5%
16322PA0050113	Silver	Individual EPO	UPMC Advantage Silver \$3,500/\$30 - Select Network	Y	\$ -	\$ -	N/A	\$ -	N/A	\$ -	N/A	\$293.98	N/A	\$ -	N/A
16322PA0050114	Silver	Individual EPO	UPMC Advantage Silver \$3,500/\$30 - Partner Network	Y	\$ -	\$ -	N/A	\$ -	N/A	\$188.52	N/A	\$293.98	55.9%	\$ -	N/A
16322PA0050115	Gold	Individual EPO	UPMC Advantage Gold \$1,400/\$20 - Select Network	Y	\$ -	\$ -	N/A	\$ -	N/A	\$ -	N/A	\$288.66	N/A	\$ -	N/A
16322PA0050116	Gold	Individual EPO	UPMC Advantage Gold \$1,400/\$20 - Partner Network	Y	\$ -	\$ -	N/A	\$ -	N/A	\$ -	N/A	\$274.41	N/A	\$ -	N/A
16322PA0050117	Silver	Individual EPO	Tower UPMC Advantage Silver \$3,500/\$25 - Tower Network	Y	\$ -	\$ -	N/A	\$ -	N/A	\$ -	N/A	\$ -	N/A	\$ -	N/A
16322PA0050118	Gold	Individual EPO	Tower UPMC Advantage Gold \$800/\$20 - Tower Network	Y	\$ -	\$ -	N/A	\$ -	N/A	\$ -	N/A	\$ -	N/A	\$ -	N/A
16322PA0050119	Bronze	Individual EPO	Tower UPMC Advantage Bronze \$6,950/\$35 - Tower Network	Y	\$ -	\$ -	N/A	\$ -	N/A	\$ -	N/A	\$ -	N/A	\$ -	N/A
16322PA0050120	Silver	Individual EPO	UPMC Advantage Silver \$1,800/\$50 - Select Network	N	\$ -	\$ -	N/A	\$ -	N/A	\$ -	N/A	\$219.84	N/A	\$224.21	2.0%
16322PA0050121	Silver	Individual EPO	UPMC Advantage Silver \$1,800/\$50 - Partner Network	N	\$ -	\$ -	N/A	\$ -	N/A	\$ -	N/A	\$208.98	N/A	\$212.24	1.6%
16322PA0050123	Silver	Individual EPO	UPMC Advantage Silver \$2,000/\$60 - Tower Network	N	\$ -	\$ -	N/A	\$ -	N/A	\$ -	N/A	\$ -	N/A	\$ -	N/A

Geographic Area 5					2014	2015	2015	2016	2016	2017	2017	2018	2018	2019	2019
Plan ID	Metal Level	Product Name	Plan Name	Exchange Plan (Y/N)	Age 21, NT Prem	Age 21, NT Prem	% Change	Age 21, NT Prem	% Change	Age 21, NT Prem	% Change	Age 21, NT Prem	% Change	Age 21, NT Prem	% Change
16322PA0040006	Silver	Individual PPO	UPMC Advantage Silver \$0/\$50 - Premium Network	Y	\$ -	\$ 163.67	N/A	\$ 181.02	10.6%	\$ 233.68	29.1%	\$ 353.04	51.1%	\$ 345.75	-2.1%
16322PA0040007	Silver	Individual PPO	UPMC Advantage Silver \$1,750/\$50 - Premium Network	Y	\$ -	\$ 161.39	N/A	\$ 180.36	11.8%	\$ 232.84	29.1%	\$ 354.71	52.3%	\$ 335.79	-5.3%
16322PA0040008	Silver	Individual PPO	UPMC Advantage Silver \$3,500/\$25 - Premium Network	Y	\$ -	\$ 163.44	N/A	\$ 177.44	8.6%	\$ 229.07	29.1%	\$ 345.42	50.8%	\$ 342.49	-0.8%
16322PA0040010	Gold	Individual PPO	UPMC Advantage Gold \$800/\$20 - Premium Network	Y	\$ -	\$ 207.42	N/A	\$ 223.92	8.0%	\$ 289.06	29.1%	\$ 332.61	15.1%	\$ 364.25	9.5%
16322PA0040012	Platinum	Individual PPO	UPMC Advantage Platinum \$250/\$20 - Premium Network	Y	\$ -	\$ 345.15	N/A	\$ 380.01	10.1%	\$ 490.56	29.1%	\$ 581.41	18.5%	\$ 638.38	9.8%
16322PA0040024	Bronze	Individual PPO	UPMC Advantage Bronze \$6,950/\$35 - Premium Network	Y	\$ -	\$ -	N/A	\$ 158.03	N/A	\$ 204.01	29.1%	\$ 240.21	17.7%	\$ 263.06	9.5%
16322PA0040025	Silver	Individual PPO	UPMC Advantage Silver HSA \$2,700/20% - Premium Network	N	\$ -	\$ -	N/A	\$ 180.69	N/A	\$ 233.26	29.1%	\$ 368.05	57.8%	\$ 285.28	-22.5%
16322PA0040026	Catastrophic	Individual PPO	UPMC Advantage Catastrophic \$7,350/\$50 - Premium Network	Y	\$ -	\$ -	N/A	\$ 137.48	N/A	\$ 177.48	29.1%	\$ 205.70	15.9%	\$ 249.70	21.4%
16322PA0040027	Silver	Individual PPO	UPMC Advantage Silver \$3,500/\$30 - Premium Network	Y	\$ -	\$ -	N/A	\$ -	N/A	\$ 226.19	N/A	\$ 352.72	55.9%	\$ -	N/A
16322PA0040028	Gold	Individual PPO	UPMC Advantage Gold \$1,400/\$20 - Premium Network	Y	\$ -	\$ -	N/A	\$ -	N/A	\$ -	N/A	\$ 346.35	N/A	\$ -	N/A
16322PA0040029	Bronze	Individual PPO	UPMC Advantage Inside Advantage for Individuals Bronze \$6,950/\$35 - Premium Network	Y	\$ -	\$ -	N/A	\$ -	N/A	\$ -	N/A	\$ -	N/A	\$ -	N/A
16322PA0040030	Silver	Individual PPO	UPMC Advantage Inside Advantage for Individuals Silver HSA \$2,700/20% - Premium Network	Y	\$ -	\$ -	N/A	\$ -	N/A	\$ -	N/A	\$ -	N/A	\$ -	N/A
16322PA0040031	Silver	Individual PPO	UPMC Advantage Inside Advantage for Individuals Silver \$1,750/\$50 - Premium Network	Y	\$ -	\$ -	N/A	\$ -	N/A	\$ -	N/A	\$ -	N/A	\$ -	N/A
16322PA0040032	Silver	Individual PPO	UPMC Advantage Inside Advantage for Individuals Silver \$3,500/\$25 - Premium Network	Y	\$ -	\$ -	N/A	\$ -	N/A	\$ -	N/A	\$ -	N/A	\$ -	N/A
16322PA0040033	Silver	Individual PPO	UPMC Advantage Inside Advantage for Individuals Silver \$0/\$50 - Premium Network	Y	\$ -	\$ -	N/A	\$ -	N/A	\$ -	N/A	\$ -	N/A	\$ -	N/A
16322PA0040034	Gold	Individual PPO	UPMC Advantage Inside Advantage for Individuals Gold \$800/\$20 - Premium Network	Y	\$ -	\$ -	N/A	\$ -	N/A	\$ -	N/A	\$ -	N/A	\$ -	N/A
16322PA0040035	Platinum	Individual PPO	UPMC Advantage Inside Advantage for Individuals Platinum \$250/\$20 - Premium Network	Y	\$ -	\$ -	N/A	\$ -	N/A	\$ -	N/A	\$ -	N/A	\$ -	N/A
16322PA0040036	Catastrophic	Individual PPO	UPMC Advantage Catastrophic \$7,350/\$50 - Premium Network	Y	\$ -	\$ -	N/A	\$ -	N/A	\$ -	N/A	\$ -	N/A	\$ -	N/A
16322PA0040037	Silver	Individual PPO	UPMC Advantage Silver \$1,800/\$50 - Premium Network	N	\$ -	\$ -	N/A	\$ -	N/A	\$ -	N/A	\$ 263.78	N/A	\$ 282.17	7.0%
16322PA0040038	Silver	Individual PPO	UPMC Advantage Inside Advantage for Individuals Silver \$1,800/\$50 - Premium Network	N	\$ -	\$ -	N/A	\$ -	N/A	\$ -	N/A	\$ -	N/A	\$ -	N/A
16322PA0040039	Bronze	Individual PPO	UPMC Advantage Bronze \$6,950/\$35 - Premium Network	Y	\$ -	\$ -	N/A	\$ -	N/A	\$ -	N/A	\$ -	N/A	\$ -	N/A
16322PA0040040	Silver	Individual PPO	UPMC Advantage Silver \$3,500/\$25 - Premium Network	Y	\$ -	\$ -	N/A	\$ -	N/A	\$ -	N/A	\$ -	N/A	\$ -	N/A
16322PA0040041	Silver	Individual PPO	UPMC Advantage Silver \$2,000/\$60 - Premium Network	N	\$ -	\$ -	N/A	\$ -	N/A	\$ -	N/A	\$ -	N/A	\$ -	N/A
16322PA0040042	Gold	Individual PPO	UPMC Advantage Gold \$800/\$20 - Premium Network	Y	\$ -	\$ -	N/A	\$ -	N/A	\$ -	N/A	\$ -	N/A	\$ -	N/A
16322PA0040043	Bronze	Individual PPO	UPMC Advantage Bronze \$6,950/\$35 - Premium Network	Y	\$ -	\$ -	N/A	\$ -	N/A	\$ -	N/A	\$ -	N/A	\$ -	N/A
16322PA0040044	Silver	Individual PPO	UPMC Advantage Silver \$3,500/\$25 - Premium Network	Y	\$ -	\$ -	N/A	\$ -	N/A	\$ -	N/A	\$ -	N/A	\$ -	N/A
16322PA0040045	Silver	Individual PPO	UPMC Advantage Silver \$2,000/\$60 - Premium Network	N	\$ -	\$ -	N/A	\$ -	N/A	\$ -	N/A	\$ -	N/A	\$ -	N/A
16322PA0040046	Gold	Individual PPO	UPMC Advantage Gold \$800/\$20 - Premium Network	Y	\$ -	\$ -	N/A	\$ -	N/A	\$ -	N/A	\$ -	N/A	\$ -	N/A
16322PA0050029	Silver	Individual EPO	UPMC Advantage Silver \$0/\$50 - Select Network	Y	\$ -	\$ -	N/A	\$ -	N/A	\$ -	N/A	\$ -	N/A	\$ -	N/A
16322PA0050030	Silver	Individual EPO	UPMC Advantage Silver \$1,750/\$50 - Select Network	Y	\$ -	\$ -	N/A	\$ -	N/A	\$ -	N/A	\$ -	N/A	\$ -	N/A
16322PA0050031	Silver	Individual EPO	UPMC Advantage Silver \$3,500/\$25 - Select Network	Y	\$ -	\$ -	N/A	\$ -	N/A	\$ -	N/A	\$ -	N/A	\$ -	N/A
16322PA0050033	Gold	Individual EPO	UPMC Advantage Gold \$800/\$20 - Select Network	Y	\$ -	\$ -	N/A	\$ -	N/A	\$ -	N/A	\$ -	N/A	\$ -	N/A
16322PA0050035	Platinum	Individual EPO	UPMC Advantage Platinum \$250/\$20 - Select Network	Y	\$ -	\$ -	N/A	\$ -	N/A	\$ -	N/A	\$ -	N/A	\$ -	N/A
16322PA0050100	Bronze	Individual EPO	UPMC Advantage Bronze \$6,950/\$35 - Partner Network	Y	\$ -	\$ -	N/A	\$ 130.55	N/A	\$ 161.64	23.8%	\$ 190.33	17.7%	\$ 199.37	4.7%
16322PA0050101	Bronze	Individual EPO	UPMC Advantage Bronze \$6,950/\$35 - Select Network	Y	\$ -	\$ -	N/A	\$ -	N/A	\$ -	N/A	\$ -	N/A	\$ -	N/A
16322PA0050102	Silver	Individual EPO	UPMC Advantage Silver \$0/\$50 - Partner Network	Y	\$ -	\$ -	N/A	\$ 149.53	N/A	\$ 185.14	23.8%	\$ 279.71	51.1%	\$ 260.77	-6.8%
16322PA0050103	Silver	Individual EPO	UPMC Advantage Silver \$1,750/\$50 - Partner Network	Y	\$ -	\$ -	N/A	\$ 148.99	N/A	\$ 184.48	23.8%	\$ 281.03	52.3%	\$ 260.92	-7.2%
16322PA0050104	Silver	Individual EPO	UPMC Advantage Silver \$3,500/\$25 - Partner Network	Y	\$ -	\$ -	N/A	\$ 146.58	N/A	\$ 181.49	23.8%	\$ 273.67	50.8%	\$ 256.63	-6.2%
16322PA0050105	Silver	Individual EPO	UPMC Advantage Silver HSA \$2,700/20% - Partner Network	N	\$ -	\$ -	N/A	\$ 149.26	N/A	\$ 184.81	23.8%	\$ 291.60	57.8%	\$ 216.77	-25.7%
16322PA0050106	Gold	Individual EPO	UPMC Advantage Gold \$800/\$20 - Partner Network	Y	\$ -	\$ -	N/A	\$ 184.97	N/A	\$ 229.02	23.8%	\$ 263.53	15.1%	\$ 276.71	5.0%
16322PA0050107	Platinum	Individual EPO	UPMC Advantage Platinum \$250/\$20 - Partner Network	Y	\$ -	\$ -	N/A	\$ 313.92	N/A	\$ 388.67	23.8%	\$ 460.65	18.5%	\$ 485.94	5.5%
16322PA0050108	Silver	Individual EPO	UPMC Advantage Silver HSA \$2,700/20% - Select Network	N	\$ -	\$ -	N/A	\$ -	N/A	\$ -	N/A	\$ -	N/A	\$ -	N/A
16322PA0050111	Catastrophic	Individual EPO	UPMC Advantage Catastrophic \$7,350/\$50 - Partner Network	Y	\$ -	\$ -	N/A	\$ 113.57	N/A	\$ 140.62	23.8%	\$ 162.98	15.9%	\$ 189.10	16.0%
16322PA0050112	Catastrophic	Individual EPO	UPMC Advantage Catastrophic \$7,350/\$50 - Select Network	Y	\$ -	\$ -	N/A	\$ -	N/A	\$ -	N/A	\$ -	N/A	\$ -	N/A
16322PA0050113	Silver	Individual EPO	UPMC Advantage Silver \$3,500/\$30 - Select Network	Y	\$ -	\$ -	N/A	\$ -	N/A	\$ -	N/A	\$ -	N/A	\$ -	N/A
16322PA0050114	Silver	Individual EPO	UPMC Advantage Silver \$3,500/\$30 - Partner Network	Y	\$ -	\$ -	N/A	\$ -	N/A	\$ 188.52	N/A	\$ 293.98	55.9%	\$ -	N/A
16322PA0050115	Gold	Individual EPO	UPMC Advantage Gold \$1,400/\$20 - Select Network	Y	\$ -	\$ -	N/A	\$ -	N/A	\$ -	N/A	\$ -	N/A	\$ -	N/A
16322PA0050116	Gold	Individual EPO	UPMC Advantage Gold \$1,400/\$20 - Partner Network	Y	\$ -	\$ -	N/A	\$ -	N/A	\$ -	N/A	\$ 274.41	N/A	\$ -	N/A
16322PA0050117	Silver	Individual EPO	Tower UPMC Advantage Silver \$3,500/\$25 - Tower Network	Y	\$ -	\$ -	N/A	\$ -	N/A	\$ -	N/A	\$ -	N/A	\$ -	N/A
16322PA0050118	Gold	Individual EPO	Tower UPMC Advantage Gold \$800/\$20 - Tower Network	Y	\$ -	\$ -	N/A	\$ -	N/A	\$ -	N/A	\$ -	N/A	\$ -	N/A
16322PA0050119	Bronze	Individual EPO	Tower UPMC Advantage Bronze \$6,950/\$35 - Tower Network	Y	\$ -	\$ -	N/A	\$ -	N/A	\$ -	N/A	\$ -	N/A	\$ -	N/A
16322PA0050120	Silver	Individual EPO	UPMC Advantage Silver \$1,800/\$50 - Select Network	N	\$ -	\$ -	N/A	\$ -	N/A	\$ -	N/A	\$ -	N/A	\$ -	N/A
16322PA0050121	Silver	Individual EPO	UPMC Advantage Silver \$1,800/\$50 - Partner Network	N	\$ -	\$ -	N/A	\$ -	N/A	\$ -	N/A	\$ 208.98	N/A	\$ 212.24	1.6%
16322PA0050123	Silver	Individual EPO	UPMC Advantage Silver \$2,000/\$60 - Tower Network	N	\$ -	\$ -	N/A	\$ -	N/A	\$ -	N/A	\$ -	N/A	\$ -	N/A

Geographic Area 6					2014	2015	2015	2016	2016	2017	2017	2018	2018	2019	2019
Plan ID	Metal Level	Product Name	Plan Name	Exchange Plan (Y/N)	Age 21, NT Prem	Age 21, NT Prem	% Change	Age 21, NT Prem	% Change	Age 21, NT Prem	% Change	Age 21, NT Prem	% Change	Age 21, NT Prem	% Change
16322PA0040006	Silver	Individual PPO	UPMC Advantage Silver \$0/\$50 - Premium Network	Y	\$ -	\$ 163.67	N/A	\$ 181.02	10.6%	\$ 233.68	29.1%	\$ 353.04	51.1%	\$ 465.67	31.9%
16322PA0040007	Silver	Individual PPO	UPMC Advantage Silver \$1,750/\$50 - Premium Network	Y	\$ -	\$ 161.39	N/A	\$ 180.36	11.8%	\$ 232.84	29.1%	\$ 354.71	52.3%	\$ 452.26	27.5%
16322PA0040008	Silver	Individual PPO	UPMC Advantage Silver \$3,500/\$25 - Premium Network	Y	\$ -	\$ 163.44	N/A	\$ 177.44	8.6%	\$ 229.07	29.1%	\$ 345.42	50.8%	\$ 461.28	33.5%
16322PA0040010	Gold	Individual PPO	UPMC Advantage Gold \$800/\$20 - Premium Network	Y	\$ -	\$ 207.42	N/A	\$ 223.92	8.0%	\$ 289.06	29.1%	\$ 332.61	15.1%	\$ 490.58	47.5%
16322PA0040012	Platinum	Individual PPO	UPMC Advantage Platinum \$250/\$20 - Premium Network	Y	\$ -	\$ 345.15	N/A	\$ 380.01	10.1%	\$ 490.56	29.1%	\$ 581.41	18.5%	\$ 859.78	47.9%
16322PA0040024	Bronze	Individual PPO	UPMC Advantage Bronze \$6,950/\$35 - Premium Network	Y	\$ -	\$ -	N/A	\$ 158.03	N/A	\$ 204.01	29.1%	\$ 240.21	17.7%	\$ 354.30	47.5%
16322PA0040025	Silver	Individual PPO	UPMC Advantage Silver HSA \$2,700/20% - Premium Network	N	\$ -	\$ -	N/A	\$ 180.69	N/A	\$ 233.26	29.1%	\$ 368.05	57.8%	\$ 384.23	4.4%
16322PA0040026	Catastrophic	Individual PPO	UPMC Advantage Catastrophic \$7,350/\$0 - Premium Network	Y	\$ -	\$ -	N/A	\$ 137.48	N/A	\$ 177.48	29.1%	\$ 205.70	15.9%	\$ 336.30	63.5%
16322PA0040027	Silver	Individual PPO	UPMC Advantage Silver \$3,500/\$30 - Premium Network	Y	\$ -	\$ -	N/A	\$ -	N/A	\$ 226.19	N/A	\$ 352.72	55.9%	\$ -	N/A
16322PA0040028	Gold	Individual PPO	UPMC Advantage Gold \$1,400/\$20 - Premium Network	Y	\$ -	\$ -	N/A	\$ -	N/A	\$ -	N/A	\$ 346.35	N/A	\$ -	N/A
16322PA0040029	Bronze	Individual PPO	UPMC Advantage Inside Advantage for Individuals Bronze \$6,950/\$35 - Premium Network	Y	\$ -	\$ -	N/A	\$ -	N/A	\$ -	N/A	\$ -	N/A	\$ -	N/A
16322PA0040030	Silver	Individual PPO	UPMC Advantage Inside Advantage for Individuals Silver HSA \$2,700/20% - Premium Network	Y	\$ -	\$ -	N/A	\$ -	N/A	\$ -	N/A	\$ -	N/A	\$ -	N/A
16322PA0040031	Silver	Individual PPO	UPMC Advantage Inside Advantage for Individuals Silver \$1,750/\$50 - Premium Network	Y	\$ -	\$ -	N/A	\$ -	N/A	\$ -	N/A	\$ -	N/A	\$ -	N/A
16322PA0040032	Silver	Individual PPO	UPMC Advantage Inside Advantage for Individuals Silver \$3,500/\$25 - Premium Network	Y	\$ -	\$ -	N/A	\$ -	N/A	\$ -	N/A	\$ -	N/A	\$ -	N/A
16322PA0040033	Silver	Individual PPO	UPMC Advantage Inside Advantage for Individuals Silver \$0/\$50 - Premium Network	Y	\$ -	\$ -	N/A	\$ -	N/A	\$ -	N/A	\$ -	N/A	\$ -	N/A
16322PA0040034	Gold	Individual PPO	UPMC Advantage Inside Advantage for Individuals Gold \$800/\$20 - Premium Network	Y	\$ -	\$ -	N/A	\$ -	N/A	\$ -	N/A	\$ -	N/A	\$ -	N/A
16322PA0040035	Platinum	Individual PPO	UPMC Advantage Inside Advantage for Individuals Platinum \$250/\$20 - Premium Network	Y	\$ -	\$ -	N/A	\$ -	N/A	\$ -	N/A	\$ -	N/A	\$ -	N/A
16322PA0040036	Catastrophic	Individual PPO	UPMC Advantage Catastrophic \$7,350/\$0 - Premium Network	Y	\$ -	\$ -	N/A	\$ -	N/A	\$ -	N/A	\$ -	N/A	\$ -	N/A
16322PA0040037	Silver	Individual PPO	UPMC Advantage Silver \$1,800/\$50 - Premium Network	N	\$ -	\$ -	N/A	\$ -	N/A	\$ -	N/A	\$ 263.78	N/A	\$ 384.04	44.1%
16322PA0040038	Silver	Individual PPO	UPMC Advantage Inside Advantage for Individuals Silver \$1,800/\$50 - Premium Network	N	\$ -	\$ -	N/A	\$ -	N/A	\$ -	N/A	\$ -	N/A	\$ -	N/A
16322PA0040039	Bronze	Individual PPO	UPMC Advantage Bronze \$6,950/\$35 - Premium Network	Y	\$ -	\$ -	N/A	\$ -	N/A	\$ -	N/A	\$ -	N/A	\$ 354.30	N/A
16322PA0040040	Silver	Individual PPO	UPMC Advantage Silver \$3,500/\$25 - Premium Network	Y	\$ -	\$ -	N/A	\$ -	N/A	\$ -	N/A	\$ -	N/A	\$ 461.28	N/A
16322PA0040041	Silver	Individual PPO	UPMC Advantage Silver \$2,000/\$60 - Premium Network	N	\$ -	\$ -	N/A	\$ -	N/A	\$ -	N/A	\$ -	N/A	\$ 380.04	N/A
16322PA0040042	Gold	Individual PPO	UPMC Advantage Gold \$800/\$20 - Premium Network	Y	\$ -	\$ -	N/A	\$ -	N/A	\$ -	N/A	\$ -	N/A	\$ 496.10	N/A
16322PA0040043	Bronze	Individual PPO	UPMC Advantage Bronze \$6,950/\$35 - Premium Network	Y	\$ -	\$ -	N/A	\$ -	N/A	\$ -	N/A	\$ -	N/A	\$ 354.30	N/A
16322PA0040044	Silver	Individual PPO	UPMC Advantage Silver \$3,500/\$25 - Premium Network	Y	\$ -	\$ -	N/A	\$ -	N/A	\$ -	N/A	\$ -	N/A	\$ 461.28	N/A
16322PA0040045	Silver	Individual PPO	UPMC Advantage Silver \$2,000/\$60 - Premium Network	N	\$ -	\$ -	N/A	\$ -	N/A	\$ -	N/A	\$ -	N/A	\$ 380.04	N/A
16322PA0040046	Gold	Individual PPO	UPMC Advantage Gold \$800/\$20 - Premium Network	Y	\$ -	\$ -	N/A	\$ -	N/A	\$ -	N/A	\$ -	N/A	\$ 496.10	N/A
16322PA0050029	Silver	Individual EPO	UPMC Advantage Silver \$0/\$50 - Select Network	Y	\$ -	\$ -	N/A	\$ -	N/A	\$ -	N/A	\$ -	N/A	\$ -	N/A
16322PA0050030	Silver	Individual EPO	UPMC Advantage Silver \$1,750/\$50 - Select Network	Y	\$ -	\$ -	N/A	\$ -	N/A	\$ -	N/A	\$ -	N/A	\$ -	N/A
16322PA0050031	Silver	Individual EPO	UPMC Advantage Silver \$3,500/\$25 - Select Network	Y	\$ -	\$ -	N/A	\$ -	N/A	\$ -	N/A	\$ -	N/A	\$ -	N/A
16322PA0050033	Gold	Individual EPO	UPMC Advantage Gold \$800/\$20 - Select Network	Y	\$ -	\$ -	N/A	\$ -	N/A	\$ -	N/A	\$ -	N/A	\$ -	N/A
16322PA0050035	Platinum	Individual EPO	UPMC Advantage Platinum \$250/\$20 - Select Network	Y	\$ -	\$ -	N/A	\$ -	N/A	\$ -	N/A	\$ -	N/A	\$ -	N/A
16322PA0050100	Bronze	Individual EPO	UPMC Advantage Bronze \$6,950/\$35 - Partner Network	Y	\$ -	\$ -	N/A	\$ 130.55	N/A	\$ 161.64	23.8%	\$ -	-100.0%	\$ -	N/A
16322PA0050101	Bronze	Individual EPO	UPMC Advantage Bronze \$6,950/\$35 - Select Network	Y	\$ -	\$ -	N/A	\$ -	N/A	\$ -	N/A	\$ -	N/A	\$ -	N/A
16322PA0050102	Silver	Individual EPO	UPMC Advantage Silver \$0/\$50 - Partner Network	Y	\$ -	\$ -	N/A	\$ 149.53	N/A	\$ 185.14	23.8%	\$ -	-100.0%	\$ -	N/A
16322PA0050103	Silver	Individual EPO	UPMC Advantage Silver \$1,750/\$50 - Partner Network	Y	\$ -	\$ -	N/A	\$ 148.99	N/A	\$ 184.48	23.8%	\$ -	-100.0%	\$ -	N/A
16322PA0050104	Silver	Individual EPO	UPMC Advantage Silver \$3,500/\$25 - Partner Network	Y	\$ -	\$ -	N/A	\$ 146.58	N/A	\$ 181.49	23.8%	\$ -	-100.0%	\$ -	N/A
16322PA0050105	Silver	Individual EPO	UPMC Advantage Silver HSA \$2,700/20% - Partner Network	N	\$ -	\$ -	N/A	\$ 149.26	N/A	\$ 184.81	23.8%	\$ -	-100.0%	\$ -	N/A
16322PA0050106	Gold	Individual EPO	UPMC Advantage Gold \$800/\$20 - Partner Network	Y	\$ -	\$ -	N/A	\$ 184.97	N/A	\$ 229.02	23.8%	\$ -	-100.0%	\$ -	N/A
16322PA0050107	Platinum	Individual EPO	UPMC Advantage Platinum \$250/\$20 - Partner Network	Y	\$ -	\$ -	N/A	\$ 313.92	N/A	\$ 388.67	23.8%	\$ -	-100.0%	\$ -	N/A
16322PA0050108	Silver	Individual EPO	UPMC Advantage Silver HSA \$2,700/20% - Select Network	N	\$ -	\$ -	N/A	\$ -	N/A	\$ -	N/A	\$ -	N/A	\$ -	N/A
16322PA0050111	Catastrophic	Individual EPO	UPMC Advantage Catastrophic \$7,350/\$0 - Partner Network	Y	\$ -	\$ -	N/A	\$ 113.57	N/A	\$ 140.62	23.8%	\$ -	-100.0%	\$ -	N/A
16322PA0050112	Catastrophic	Individual EPO	UPMC Advantage Catastrophic \$7,350/\$0 - Select Network	Y	\$ -	\$ -	N/A	\$ -	N/A	\$ -	N/A	\$ -	N/A	\$ -	N/A
16322PA0050113	Silver	Individual EPO	UPMC Advantage Silver \$3,500/\$30 - Select Network	Y	\$ -	\$ -	N/A	\$ -	N/A	\$ -	N/A	\$ -	N/A	\$ -	N/A
16322PA0050114	Silver	Individual EPO	UPMC Advantage Silver \$3,500/\$30 - Partner Network	Y	\$ -	\$ -	N/A	\$ -	N/A	\$ 188.52	N/A	\$ -	-100.0%	\$ -	N/A
16322PA0050115	Gold	Individual EPO	UPMC Advantage Gold \$1,400/\$20 - Select Network	Y	\$ -	\$ -	N/A	\$ -	N/A	\$ -	N/A	\$ -	N/A	\$ -	N/A
16322PA0050116	Gold	Individual EPO	UPMC Advantage Gold \$1,400/\$20 - Partner Network	Y	\$ -	\$ -	N/A	\$ -	N/A	\$ -	N/A	\$ -	N/A	\$ -	N/A
16322PA0050117	Silver	Individual EPO	Tower UPMC Advantage Silver \$3,500/\$25 - Tower Network	Y	\$ -	\$ -	N/A	\$ -	N/A	\$ -	N/A	\$ -	N/A	\$ -	N/A
16322PA0050118	Gold	Individual EPO	Tower UPMC Advantage Gold \$800/\$20 - Tower Network	Y	\$ -	\$ -	N/A	\$ -	N/A	\$ -	N/A	\$ -	N/A	\$ -	N/A
16322PA0050119	Bronze	Individual EPO	Tower UPMC Advantage Bronze \$6,950/\$35 - Tower Network	Y	\$ -	\$ -	N/A	\$ -	N/A	\$ -	N/A	\$ -	N/A	\$ -	N/A
16322PA0050120	Silver	Individual EPO	UPMC Advantage Silver \$1,800/\$50 - Select Network	N	\$ -	\$ -	N/A	\$ -	N/A	\$ -	N/A	\$ -	N/A	\$ -	N/A
16322PA0050121	Silver	Individual EPO	UPMC Advantage Silver \$1,800/\$50 - Partner Network	N	\$ -	\$ -	N/A	\$ -	N/A	\$ -	N/A	\$ -	N/A	\$ -	N/A
16322PA0050123	Silver	Individual EPO	UPMC Advantage Silver \$2,000/\$60 - Tower Network	N	\$ -	\$ -	N/A	\$ -	N/A	\$ -	N/A	\$ -	N/A	\$ -	N/A

Geographic Area 7					2018	2019	2019
Plan ID	Metal Level	Product Name	Plan Name	Exchange Plan (Y/N)	Age 21, NT Prem	Age 21, NT Prem	% Change
16322PA0040006	Silver	Individual PPO	UPMC Advantage Silver \$0/\$50 - Premium Network	Y	\$ -	\$ -	N/A
16322PA0040007	Silver	Individual PPO	UPMC Advantage Silver \$1,750/\$50 - Premium Network	Y	\$ -	\$ -	N/A
16322PA0040008	Silver	Individual PPO	UPMC Advantage Silver \$3,500/\$25 - Premium Network	Y	\$ -	\$ -	N/A
16322PA0040010	Gold	Individual PPO	UPMC Advantage Gold \$800/\$20 - Premium Network	Y	\$ -	\$ -	N/A
16322PA0040012	Platinum	Individual PPO	UPMC Advantage Platinum \$250/\$20 - Premium Network	Y	\$ -	\$ -	N/A
16322PA0040024	Bronze	Individual PPO	UPMC Advantage Bronze \$6,950/\$35 - Premium Network	Y	\$ -	\$ -	N/A
16322PA0040025	Silver	Individual PPO	UPMC Advantage Silver HSA \$2,700/20% - Premium Network	N	\$ -	\$ -	N/A
16322PA0040026	Catastrophic	Individual PPO	UPMC Advantage Catastrophic \$7,350/\$0 - Premium Network	Y	\$ -	\$ -	N/A
16322PA0040027	Silver	Individual PPO	UPMC Advantage Silver \$3,500/\$30 - Premium Network	Y	\$ -	\$ -	N/A
16322PA0040028	Gold	Individual PPO	UPMC Advantage Gold \$1,400/\$20 - Premium Network	Y	\$ -	\$ -	N/A
16322PA0040029	Bronze	Individual PPO	UPMC Advantage Inside Advantage for Individuals Bronze \$6,950/\$35 - Premium Network	Y	\$ -	\$ -	N/A
16322PA0040030	Silver	Individual PPO	UPMC Advantage Inside Advantage for Individuals Silver HSA \$2,700/20% - Premium Network	Y	\$ -	\$ -	N/A
16322PA0040031	Silver	Individual PPO	UPMC Advantage Inside Advantage for Individuals Silver \$1,750/\$50 - Premium Network	Y	\$ -	\$ -	N/A
16322PA0040032	Silver	Individual PPO	UPMC Advantage Inside Advantage for Individuals Silver \$3,500/\$25 - Premium Network	Y	\$ -	\$ -	N/A
16322PA0040033	Silver	Individual PPO	UPMC Advantage Inside Advantage for Individuals Silver \$0/\$50 - Premium Network	Y	\$ -	\$ -	N/A
16322PA0040034	Gold	Individual PPO	UPMC Advantage Inside Advantage for Individuals Gold \$800/\$20 - Premium Network	Y	\$ -	\$ -	N/A
16322PA0040035	Platinum	Individual PPO	UPMC Advantage Inside Advantage for Individuals Platinum \$250/\$20 - Premium Network	Y	\$ -	\$ -	N/A
16322PA0040036	Catastrophic	Individual PPO	UPMC Advantage Catastrophic \$7,350/\$0 - Premium Network	Y	\$ -	\$ -	N/A
16322PA0040037	Silver	Individual PPO	UPMC Advantage Silver \$1,800/\$50 - Premium Network	N	\$ -	\$ -	N/A
16322PA0040038	Silver	Individual PPO	UPMC Advantage Inside Advantage for Individuals Silver \$1,800/\$50 - Premium Network	N	\$ -	\$ -	N/A
16322PA0040039	Bronze	Individual PPO	UPMC Advantage Bronze \$6,950/\$35 - Premium Network	Y	\$ -	\$359.31	N/A
16322PA0040040	Silver	Individual PPO	UPMC Advantage Silver \$3,500/\$25 - Premium Network	Y	\$ -	\$467.80	N/A
16322PA0040041	Silver	Individual PPO	UPMC Advantage Silver \$2,000/\$60 - Premium Network	N	\$ -	\$385.41	N/A
16322PA0040042	Gold	Individual PPO	UPMC Advantage Gold \$800/\$20 - Premium Network	Y	\$ -	\$503.11	N/A
16322PA0040043	Bronze	Individual PPO	UPMC Advantage Bronze \$6,950/\$35 - Premium Network	Y	\$ -	\$359.31	N/A
16322PA0040044	Silver	Individual PPO	UPMC Advantage Silver \$3,500/\$25 - Premium Network	Y	\$ -	\$467.80	N/A
16322PA0040045	Silver	Individual PPO	UPMC Advantage Silver \$2,000/\$60 - Premium Network	N	\$ -	\$385.41	N/A
16322PA0040046	Gold	Individual PPO	UPMC Advantage Gold \$800/\$20 - Premium Network	Y	\$ -	\$503.11	N/A
16322PA0050029	Silver	Individual EPO	UPMC Advantage Silver \$0/\$50 - Select Network	Y	\$ -	\$ -	N/A
16322PA0050030	Silver	Individual EPO	UPMC Advantage Silver \$1,750/\$50 - Select Network	Y	\$ -	\$ -	N/A
16322PA0050031	Silver	Individual EPO	UPMC Advantage Silver \$3,500/\$25 - Select Network	Y	\$ -	\$ -	N/A
16322PA0050033	Gold	Individual EPO	UPMC Advantage Gold \$800/\$20 - Select Network	Y	\$ -	\$ -	N/A
16322PA0050035	Platinum	Individual EPO	UPMC Advantage Platinum \$250/\$20 - Select Network	Y	\$ -	\$ -	N/A
16322PA0050100	Bronze	Individual EPO	UPMC Advantage Bronze \$6,950/\$35 - Partner Network	Y	\$ -	\$ -	N/A
16322PA0050101	Bronze	Individual EPO	UPMC Advantage Bronze \$6,950/\$35 - Select Network	Y	\$ -	\$ -	N/A
16322PA0050102	Silver	Individual EPO	UPMC Advantage Silver \$0/\$50 - Partner Network	Y	\$ -	\$ -	N/A
16322PA0050103	Silver	Individual EPO	UPMC Advantage Silver \$1,750/\$50 - Partner Network	Y	\$ -	\$ -	N/A
16322PA0050104	Silver	Individual EPO	UPMC Advantage Silver \$3,500/\$25 - Partner Network	Y	\$ -	\$ -	N/A
16322PA0050105	Silver	Individual EPO	UPMC Advantage Silver HSA \$2,700/20% - Partner Network	N	\$ -	\$ -	N/A
16322PA0050106	Gold	Individual EPO	UPMC Advantage Gold \$800/\$20 - Partner Network	Y	\$ -	\$ -	N/A
16322PA0050107	Platinum	Individual EPO	UPMC Advantage Platinum \$250/\$20 - Partner Network	Y	\$ -	\$ -	N/A
16322PA0050108	Silver	Individual EPO	UPMC Advantage Silver HSA \$2,700/20% - Select Network	N	\$ -	\$ -	N/A
16322PA0050111	Catastrophic	Individual EPO	UPMC Advantage Catastrophic \$7,350/\$0 - Partner Network	Y	\$ -	\$ -	N/A
16322PA0050112	Catastrophic	Individual EPO	UPMC Advantage Catastrophic \$7,350/\$0 - Select Network	Y	\$ -	\$ -	N/A
16322PA0050113	Silver	Individual EPO	UPMC Advantage Silver \$3,500/\$30 - Select Network	Y	\$ -	\$ -	N/A
16322PA0050114	Silver	Individual EPO	UPMC Advantage Silver \$3,500/\$30 - Partner Network	Y	\$ -	\$ -	N/A
16322PA0050115	Gold	Individual EPO	UPMC Advantage Gold \$1,400/\$20 - Select Network	Y	\$ -	\$ -	N/A
16322PA0050116	Gold	Individual EPO	UPMC Advantage Gold \$1,400/\$20 - Partner Network	Y	\$ -	\$ -	N/A
16322PA0050117	Silver	Individual EPO	Tower UPMC Advantage Silver \$3,500/\$25 - Tower Network	Y	\$471.80	\$433.58	-8.1%
16322PA0050118	Gold	Individual EPO	Tower UPMC Advantage Gold \$800/\$20 - Tower Network	Y	\$454.31	\$467.50	2.9%
16322PA0050119	Bronze	Individual EPO	Tower UPMC Advantage Bronze \$6,950/\$35 - Tower Network	Y	\$328.10	\$336.83	2.7%
16322PA0050120	Silver	Individual EPO	UPMC Advantage Silver \$1,800/\$50 - Select Network	N	\$ -	\$ -	N/A
16322PA0050121	Silver	Individual EPO	UPMC Advantage Silver \$1,800/\$50 - Partner Network	N	\$ -	\$ -	N/A
16322PA0050123	Silver	Individual EPO	UPMC Advantage Silver \$2,000/\$60 - Tower Network	N	\$ -	\$358.58	N/A

Geographic Area 9					2018	2019	2019
Plan ID	Metal Level	Product Name	Plan Name	Exchange Plan (Y/N)	Age 21, NT Prem	Age 21, NT Prem	% Change
16322PA0040006	Silver	Individual PPO	UPMC Advantage Silver \$0/\$50 - Premium Network	Y	\$ -	\$ -	N/A
16322PA0040007	Silver	Individual PPO	UPMC Advantage Silver \$1,750/\$50 - Premium Network	Y	\$ -	\$ -	N/A
16322PA0040008	Silver	Individual PPO	UPMC Advantage Silver \$3,500/\$25 - Premium Network	Y	\$ -	\$ -	N/A
16322PA0040010	Gold	Individual PPO	UPMC Advantage Gold \$800/\$20 - Premium Network	Y	\$ -	\$ -	N/A
16322PA0040012	Platinum	Individual PPO	UPMC Advantage Platinum \$250/\$20 - Premium Network	Y	\$ -	\$ -	N/A
16322PA0040024	Bronze	Individual PPO	UPMC Advantage Bronze \$6,950/\$35 - Premium Network	Y	\$ -	\$ -	N/A
16322PA0040025	Silver	Individual PPO	UPMC Advantage Silver HSA \$2,700/20% - Premium Network	N	\$ -	\$ -	N/A
16322PA0040026	Catastrophic	Individual PPO	UPMC Advantage Catastrophic \$7,350/\$0 - Premium Network	Y	\$ -	\$ -	N/A
16322PA0040027	Silver	Individual PPO	UPMC Advantage Silver \$3,500/\$30 - Premium Network	Y	\$ -	\$ -	N/A
16322PA0040028	Gold	Individual PPO	UPMC Advantage Gold \$1,400/\$20 - Premium Network	Y	\$ -	\$ -	N/A
16322PA0040029	Bronze	Individual PPO	UPMC Advantage Inside Advantage for Individuals Bronze \$6,950/\$35 - Premium Network	Y	\$ -	\$ -	N/A
16322PA0040030	Silver	Individual PPO	UPMC Advantage Inside Advantage for Individuals Silver HSA \$2,700/20% - Premium Network	Y	\$ -	\$ -	N/A
16322PA0040031	Silver	Individual PPO	UPMC Advantage Inside Advantage for Individuals Silver \$1,750/\$50 - Premium Network	Y	\$ -	\$ -	N/A
16322PA0040032	Silver	Individual PPO	UPMC Advantage Inside Advantage for Individuals Silver \$3,500/\$25 - Premium Network	Y	\$ -	\$ -	N/A
16322PA0040033	Silver	Individual PPO	UPMC Advantage Inside Advantage for Individuals Silver \$0/\$50 - Premium Network	Y	\$ -	\$ -	N/A
16322PA0040034	Gold	Individual PPO	UPMC Advantage Inside Advantage for Individuals Gold \$800/\$20 - Premium Network	Y	\$ -	\$ -	N/A
16322PA0040035	Platinum	Individual PPO	UPMC Advantage Inside Advantage for Individuals Platinum \$250/\$20 - Premium Network	Y	\$ -	\$ -	N/A
16322PA0040036	Catastrophic	Individual PPO	UPMC Advantage Catastrophic \$7,350/\$0 - Premium Network	Y	\$ -	\$ -	N/A
16322PA0040037	Silver	Individual PPO	UPMC Advantage Silver \$1,800/\$50 - Premium Network	N	\$ -	\$ -	N/A
16322PA0040038	Silver	Individual PPO	UPMC Advantage Inside Advantage for Individuals Silver \$1,800/\$50 - Premium Network	N	\$ -	\$ -	N/A
16322PA0040039	Bronze	Individual PPO	UPMC Advantage Bronze \$6,950/\$35 - Premium Network	Y	\$ -	\$314.62	N/A
16322PA0040040	Silver	Individual PPO	UPMC Advantage Silver \$3,500/\$25 - Premium Network	Y	\$ -	\$409.62	N/A
16322PA0040041	Silver	Individual PPO	UPMC Advantage Silver \$2,000/\$60 - Premium Network	N	\$ -	\$337.48	N/A
16322PA0040042	Gold	Individual PPO	UPMC Advantage Gold \$800/\$20 - Premium Network	Y	\$ -	\$440.54	N/A
16322PA0040043	Bronze	Individual PPO	UPMC Advantage Bronze \$6,950/\$35 - Premium Network	Y	\$ -	\$ -	N/A
16322PA0040044	Silver	Individual PPO	UPMC Advantage Silver \$3,500/\$25 - Premium Network	Y	\$ -	\$ -	N/A
16322PA0040045	Silver	Individual PPO	UPMC Advantage Silver \$2,000/\$60 - Premium Network	N	\$ -	\$ -	N/A
16322PA0040046	Gold	Individual PPO	UPMC Advantage Gold \$800/\$20 - Premium Network	Y	\$ -	\$ -	N/A
16322PA0050029	Silver	Individual EPO	UPMC Advantage Silver \$0/\$50 - Select Network	Y	\$ -	\$ -	N/A
16322PA0050030	Silver	Individual EPO	UPMC Advantage Silver \$1,750/\$50 - Select Network	Y	\$ -	\$ -	N/A
16322PA0050031	Silver	Individual EPO	UPMC Advantage Silver \$3,500/\$25 - Select Network	Y	\$ -	\$ -	N/A
16322PA0050033	Gold	Individual EPO	UPMC Advantage Gold \$800/\$20 - Select Network	Y	\$ -	\$ -	N/A
16322PA0050035	Platinum	Individual EPO	UPMC Advantage Platinum \$250/\$20 - Select Network	Y	\$ -	\$ -	N/A
16322PA0050100	Bronze	Individual EPO	UPMC Advantage Bronze \$6,950/\$35 - Partner Network	Y	\$ -	\$ -	N/A
16322PA0050101	Bronze	Individual EPO	UPMC Advantage Bronze \$6,950/\$35 - Select Network	Y	\$ -	\$ -	N/A
16322PA0050102	Silver	Individual EPO	UPMC Advantage Silver \$0/\$50 - Partner Network	Y	\$ -	\$ -	N/A
16322PA0050103	Silver	Individual EPO	UPMC Advantage Silver \$1,750/\$50 - Partner Network	Y	\$ -	\$ -	N/A
16322PA0050104	Silver	Individual EPO	UPMC Advantage Silver \$3,500/\$25 - Partner Network	Y	\$ -	\$ -	N/A
16322PA0050105	Silver	Individual EPO	UPMC Advantage Silver HSA \$2,700/20% - Partner Network	N	\$ -	\$ -	N/A
16322PA0050106	Gold	Individual EPO	UPMC Advantage Gold \$800/\$20 - Partner Network	Y	\$ -	\$ -	N/A
16322PA0050107	Platinum	Individual EPO	UPMC Advantage Platinum \$250/\$20 - Partner Network	Y	\$ -	\$ -	N/A
16322PA0050108	Silver	Individual EPO	UPMC Advantage Silver HSA \$2,700/20% - Select Network	N	\$ -	\$ -	N/A
16322PA0050111	Catastrophic	Individual EPO	UPMC Advantage Catastrophic \$7,350/\$0 - Partner Network	Y	\$ -	\$ -	N/A
16322PA0050112	Catastrophic	Individual EPO	UPMC Advantage Catastrophic \$7,350/\$0 - Select Network	Y	\$ -	\$ -	N/A
16322PA0050113	Silver	Individual EPO	UPMC Advantage Silver \$3,500/\$30 - Select Network	Y	\$ -	\$ -	N/A
16322PA0050114	Silver	Individual EPO	UPMC Advantage Silver \$3,500/\$30 - Partner Network	Y	\$ -	\$ -	N/A
16322PA0050115	Gold	Individual EPO	UPMC Advantage Gold \$1,400/\$20 - Select Network	Y	\$ -	\$ -	N/A
16322PA0050116	Gold	Individual EPO	UPMC Advantage Gold \$1,400/\$20 - Partner Network	Y	\$ -	\$ -	N/A
16322PA0050117	Silver	Individual EPO	Tower UPMC Advantage Silver \$3,500/\$25 - Tower Network	Y	\$ -	\$ -	N/A
16322PA0050118	Gold	Individual EPO	Tower UPMC Advantage Gold \$800/\$20 - Tower Network	Y	\$ -	\$ -	N/A
16322PA0050119	Bronze	Individual EPO	Tower UPMC Advantage Bronze \$6,950/\$35 - Tower Network	Y	\$ -	\$ -	N/A
16322PA0050120	Silver	Individual EPO	UPMC Advantage Silver \$1,800/\$50 - Select Network	N	\$ -	\$ -	N/A
16322PA0050121	Silver	Individual EPO	UPMC Advantage Silver \$1,800/\$50 - Partner Network	N	\$ -	\$ -	N/A
16322PA0050123	Silver	Individual EPO	UPMC Advantage Silver \$2,000/\$60 - Tower Network	N	\$ -	\$ -	N/A

Exhibit 8: Proportion of Plan Adjusted Index Rates and AV Pricing Values

Plan ID	Metal Level	AV Pricing Value	Non-calibrated Plan Adjusted Index Rate	Ratio of AV Pricing Value to Plan ID Above	Ratio of PAIR to Plan ID Above
16322PA0040006	Silver	1.086	\$ 681.26		
16322PA0040007	Silver	1.055	\$ 661.64	0.971	0.971
16322PA0040008	Silver	1.076	\$ 674.84	1.020	1.020
16322PA0040010	Gold	1.144	\$ 717.70	1.064	1.064
16322PA0040012	Platinum	2.005	\$ 1,257.84	1.753	1.753
16322PA0040024	Bronze	0.826	\$ 518.33	0.412	0.412
16322PA0040025	Silver	0.896	\$ 562.12	1.084	1.084
16322PA0040026	Catastrophic	0.784	\$ 492.00	0.875	0.875
16322PA0040037	Silver	0.886	\$ 555.98	1.130	1.130
16322PA0040039	Bronze	0.826	\$ 518.33	0.932	0.932
16322PA0040040	Silver	1.076	\$ 674.84	1.302	1.302
16322PA0040041	Silver	0.886	\$ 555.98	0.824	0.824
16322PA0040042	Gold	1.157	\$ 725.77	1.305	1.305
16322PA0040043	Bronze	0.826	\$ 518.33	0.714	0.714
16322PA0040044	Silver	1.076	\$ 674.84	1.302	1.302
16322PA0040045	Silver	0.886	\$ 555.98	0.824	0.824
16322PA0040046	Gold	1.157	\$ 725.77	1.305	1.305
16322PA0050029	Silver	0.865	\$ 542.80	0.748	0.748
16322PA0050030	Silver	0.866	\$ 543.12	1.001	1.001
16322PA0050031	Silver	0.852	\$ 534.19	0.984	0.984
16322PA0050033	Gold	0.918	\$ 575.97	1.061	1.061
16322PA0050035	Platinum	1.613	\$ 1,011.49	1.756	1.756
16322PA0050100	Bronze	0.626	\$ 392.83	0.388	0.388
16322PA0050101	Bronze	0.662	\$ 414.99	1.056	1.056
16322PA0050102	Silver	0.819	\$ 513.81	1.238	1.238
16322PA0050103	Silver	0.820	\$ 514.12	1.001	1.001
16322PA0050104	Silver	0.806	\$ 505.66	0.984	0.984
16322PA0050105	Silver	0.681	\$ 427.12	0.845	0.845
16322PA0050106	Gold	0.869	\$ 545.21	1.276	1.276
16322PA0050107	Platinum	1.526	\$ 957.48	1.756	1.756
16322PA0050108	Silver	0.719	\$ 451.21	0.471	0.471
16322PA0050111	Catastrophic	0.594	\$ 372.59	0.826	0.826
16322PA0050112	Catastrophic	0.627	\$ 393.61	1.056	1.056
16322PA0050117	Silver	0.997	\$ 625.47	1.589	1.589
16322PA0050118	Gold	1.075	\$ 674.40	1.078	1.078
16322PA0050119	Bronze	0.775	\$ 485.90	0.721	0.721
16322PA0050120	Silver	0.704	\$ 441.79	0.909	0.909
16322PA0050121	Silver	0.667	\$ 418.20	0.947	0.947
16322PA0050123	Silver	0.825	\$ 517.28	1.237	1.237

Exhibit 9a: Development of Projected Enrollment by Network and Metal Level

Network	Region	Metal Level	Feb 2018 Member Months	Current % of Enrollment	Projected Covered Lives by Network for 2019	Projected Member Months by Network for 2019	Projected % of Enrollment	Current % of Enrollment	Adjustment Factor	Projected Portion of Enrollment this Network & Metal Level Combo	Projected Enrollment
Premium Network	West	Silver	23,652	16.6%	48,729	584,748	28.9%	34.1%	0.846	14.01%	283,824
Premium Network	West	Gold	18,822	13.2%	48,729	584,748	28.9%	34.1%	0.846	11.15%	225,864
Premium Network	West	Platinum	395	0.3%	48,729	584,748	28.9%	34.1%	0.846	0.23%	4,740
Premium Network	West	Bronze	5,677	4.0%	48,729	584,748	28.9%	34.1%	0.846	3.36%	68,124
Premium Network	West	Catastrophic	183	0.1%	48,729	584,748	28.9%	34.1%	0.846	0.11%	2,196
Premium Network	East	Bronze	0	0.0%	22,150	265,800	13.1%	0.0%	N/A	1.84%	37,196
Premium Network	East	Silver	0	0.0%	22,150	265,800	13.1%	0.0%	N/A	6.60%	133,663
Premium Network	East	Gold	0	0.0%	22,150	265,800	13.1%	0.0%	N/A	4.69%	94,941
Select Network	West	Silver	19,748	13.8%	37,925	455,100	22.5%	26.6%	0.846	11.70%	236,976
Select Network	West	Gold	12,921	9.0%	37,925	455,100	22.5%	26.6%	0.846	7.65%	155,052
Select Network	West	Platinum	139	0.1%	37,925	455,100	22.5%	26.6%	0.846	0.08%	1,668
Partner Network	Suq West	Bronze	7,987	5.6%	52,491	629,892	31.1%	36.8%	0.846	4.73%	95,844
Select Network	West	Bronze	4,884	3.4%	37,925	455,100	22.5%	26.6%	0.846	2.89%	58,608
Partner Network	Suq West	Silver	26,922	18.9%	52,491	629,892	31.1%	36.8%	0.846	15.95%	323,064
Partner Network	Suq West	Gold	16,941	11.9%	52,491	629,892	31.1%	36.8%	0.846	10.04%	203,292
Partner Network	Suq West	Platinum	150	0.1%	52,491	629,892	31.1%	36.8%	0.846	0.09%	1,800
Partner Network	Suq West	Catastrophic	491	0.3%	52,491	629,892	31.1%	36.8%	0.846	0.29%	5,892
Select Network	West	Catastrophic	233	0.2%	37,925	455,100	22.5%	26.6%	0.846	0.14%	2,796
Tower Network	East	Silver	1,491	1.0%	7,506	90,072	4.4%	2.6%	1.735	1.81%	36,683
Tower Network	East	Gold	1,641	1.1%	7,506	90,072	4.4%	2.6%	1.735	1.99%	40,374
Tower Network	East	Bronze	529	0.4%	7,506	90,072	4.4%	2.6%	1.735	0.64%	13,015
Total			142,806	100.0%	168,801	2,025,612	100.0%	100.0%		100.0%	2,025,612

Exhibit 6b: Development of Projected Enrollment by Plan and Subsidy Level

Total: **2,025,614**

2019 Individual Health Options SCID	Network	Region	Metal Level	Feb 2018 Members	2019 SCIDs in this Grouping	2019 SCIDs in this Grouping w/ 2017 Experience	Projected Member Months
16322PA0040006	Premium Network	West	Silver	2,152	5	5	30,397
16322PA0040007	Premium Network	West	Silver	1,729	5	5	24,422
16322PA0040008	Premium Network	West	Silver	7,502	5	5	105,964
16322PA0040010	Premium Network	West	Gold	17,490	1	1	225,864
16322PA0040012	Premium Network	West	Platinum	391	1	1	4,740
16322PA0040024	Premium Network	West	Bronze	5,412	1	1	68,124
16322PA0040025	Premium Network	West	Silver	300	5	5	4,237
16322PA0040026	Premium Network	West	Catastrophic	183	1	1	2,196
16322PA0040037	Premium Network	West	Silver	8,411	5	5	118,804
16322PA0040039	Premium Network	East	Bronze	-	2	-	18,598
16322PA0040040	Premium Network	East	Silver	-	4	-	33,416
16322PA0040041	Premium Network	East	Silver	-	4	-	33,416
16322PA0040042	Premium Network	East	Gold	-	2	-	47,471
16322PA0040043	Premium Network	East	Bronze	-	2	-	18,598
16322PA0040044	Premium Network	East	Silver	-	4	-	33,416
16322PA0040045	Premium Network	East	Silver	-	4	-	33,416
16322PA0040046	Premium Network	East	Gold	-	2	-	47,471
16322PA0050029	Select Network	West	Silver	2,049	5	5	27,601
16322PA0050030	Select Network	West	Silver	1,400	5	5	18,859
16322PA0050031	Select Network	West	Silver	5,878	5	5	79,181
16322PA0050033	Select Network	West	Gold	12,220	1	1	155,052
16322PA0050035	Select Network	West	Platinum	139	1	1	1,668
16322PA0050100	Partner Network	Suq West	Bronze	7,987	1	1	95,844
16322PA0050101	Select Network	West	Bronze	4,884	1	1	58,608
16322PA0050102	Partner Network	Suq West	Silver	3,545	5	5	43,691
16322PA0050103	Partner Network	Suq West	Silver	2,444	5	5	30,121
16322PA0050104	Partner Network	Suq West	Silver	10,698	5	5	131,848
16322PA0050105	Partner Network	Suq West	Silver	331	5	5	4,079
16322PA0050106	Partner Network	Suq West	Gold	15,757	1	1	203,292
16322PA0050107	Partner Network	Suq West	Platinum	150	1	1	1,800
16322PA0050108	Select Network	West	Silver	216	5	5	2,910
16322PA0050111	Partner Network	Suq West	Catastrophic	491	1	1	5,892
16322PA0050112	Select Network	West	Catastrophic	233	1	1	2,796
16322PA0050117	Tower Network	East	Silver	1,387	2	1	18,342
16322PA0050118	Tower Network	East	Gold	1,642	1	1	40,374
16322PA0050119	Tower Network	East	Bronze	529	1	1	13,015
16322PA0050120	Select Network	West	Silver	8,049	5	5	108,425
16322PA0050121	Partner Network	Suq West	Silver	9,195	5	5	113,324
16322PA0050123	Tower Network	East	Silver	-	2	1	18,342
Terminated Plans				10,012			

Silver Plan?	2019 Standard Cost Share Enrollment	Limited Cost Share Reduction Enrollment	Zero Cost Share Reduction Enrollment	94 Percent Cost Reduction Enrollment	87 Percent Cost Reduction Enrollment	73 Percent Cost Reduction Enrollment
Y	15,806	1	2	3,901	7,024	3,663
Y	12,699	1	2	3,134	5,643	2,943
Y	55,100	3	8	13,599	24,485	12,769
N	225,845	19	0	0	0	0
N	4,740	0	0	0	0	0
N	67,993	5	126	0	0	0
Y	2,203	0	0	544	979	511
N	2,196	0	0	0	0	0
Y	61,777	3	9	15,247	27,452	14,316
N	18,563	1	34	0	0	0
Y	17,376	1	2	4,288	7,722	4,027
Y	17,376	1	2	4,288	7,722	4,027
N	47,467	4	0	0	0	0
N	18,563	1	34	0	0	0
Y	17,376	1	2	4,288	7,722	4,027
Y	17,376	1	2	4,288	7,722	4,027
N	47,467	4	0	0	0	0
Y	14,352	1	2	3,542	6,378	3,326
Y	9,807	0	1	2,420	4,358	2,273
Y	41,173	2	6	10,162	18,297	9,541
N	155,039	13	0	0	0	0
N	1,668	0	0	0	0	0
N	95,660	7	177	0	0	0
N	58,496	4	108	0	0	0
Y	22,719	1	3	5,607	10,096	5,265
Y	15,662	1	2	3,866	6,960	3,630
Y	68,559	3	10	16,921	30,467	15,888
Y	2,121	0	0	523	943	492
N	203,275	17	0	0	0	0
N	1,800	0	0	0	0	0
Y	1,514	0	0	373	672	351
N	5,892	0	0	0	0	0
N	2,796	0	0	0	0	0
Y	9,539	0	1	2,354	4,238	2,210
N	40,371	3	0	0	0	0
N	12,990	1	24	0	0	0
Y	56,380	3	8	13,915	25,054	13,065
Y	58,927	3	8	14,544	26,186	13,656
Y	9,539	0	1	2,354	4,238	2,210

Exhibit 9c: Projected Enrollment by Rating Area

2019 Individual Health Options SCID	Rating Areas Covered	Total Projected Member Months	Projected Member Months for Rating Area 1	Projected Member Months for Rating Area 2	Projected Member Months for Rating Area 3	Projected Member Months for Rating Area 4	Projected Member Months for Rating Area 5	Projected Member Months for Rating Area 6	Projected Member Months for Rating Area 7	Projected Member Months for Rating Area 9
16322PA0040006	1, 2, 4, 5, 6	30,397	3,981	352	N/A	20,255	3,450	2,359	N/A	N/A
16322PA0040007	1, 2, 4, 5, 6	24,422	3,200	283	N/A	16,273	2,771	1,895	N/A	N/A
16322PA0040008	1, 2, 4, 5, 6	105,964	13,880	1,228	N/A	70,609	12,025	8,222	N/A	N/A
16322PA0040010	1, 2, 4, 5, 6	225,864	29,586	2,618	N/A	150,503	25,632	17,525	N/A	N/A
16322PA0040012	1, 2, 4, 5, 6	4,740	621	55	N/A	3,158	538	368	N/A	N/A
16322PA0040024	1, 2, 4, 5, 6	68,124	8,924	789	N/A	45,394	7,731	5,286	N/A	N/A
16322PA0040025	1, 2, 4, 5, 6	4,237	555	49	N/A	2,823	481	329	N/A	N/A
16322PA0040026	1, 2, 4, 5, 6	2,196	288	25	N/A	1,463	249	171	N/A	N/A
16322PA0040037	1, 2, 4, 5, 6	118,804	15,563	1,377	N/A	79,164	13,482	9,218	N/A	N/A
16322PA0040039	3, 6, 7, 9	18,598	N/A	N/A	2,803	N/A	N/A	5,941	6,761	3,093
16322PA0040040	3, 6, 7, 9	33,416	N/A	N/A	5,036	N/A	N/A	10,675	12,148	5,557
16322PA0040041	3, 6, 7, 9	33,416	N/A	N/A	5,036	N/A	N/A	10,675	12,148	5,557
16322PA0040042	3, 6, 7, 9	47,471	N/A	N/A	7,154	N/A	N/A	15,165	17,257	7,895
16322PA0040043	3, 6, 7	18,598	N/A	N/A	3,362	N/A	N/A	7,126	8,110	N/A
16322PA0040044	3, 6, 7	33,416	N/A	N/A	6,041	N/A	N/A	12,804	14,571	N/A
16322PA0040045	3, 6, 7	33,416	N/A	N/A	6,041	N/A	N/A	12,804	14,571	N/A
16322PA0040046	3, 6, 7	47,471	N/A	N/A	8,581	N/A	N/A	18,190	20,700	N/A
16322PA0050029	4	27,601	N/A	N/A	N/A	27,601	N/A	N/A	N/A	N/A
16322PA0050030	4	18,859	N/A	N/A	N/A	18,859	N/A	N/A	N/A	N/A
16322PA0050031	4	79,181	N/A	N/A	N/A	79,181	N/A	N/A	N/A	N/A
16322PA0050033	4	155,052	N/A	N/A	N/A	155,052	N/A	N/A	N/A	N/A
16322PA0050035	4	1,668	N/A	N/A	N/A	1,668	N/A	N/A	N/A	N/A
16322PA0050100	1, 3, 4, 5	95,844	13,252	N/A	3,703	67,409	11,480	N/A	N/A	N/A
16322PA0050101	4	58,608	N/A	N/A	N/A	58,608	N/A	N/A	N/A	N/A
16322PA0050102	1, 3, 4, 5	43,691	6,041	N/A	1,688	30,729	5,233	N/A	N/A	N/A
16322PA0050103	1, 3, 4, 5	30,121	4,165	N/A	1,164	21,184	3,608	N/A	N/A	N/A
16322PA0050104	1, 3, 4, 5	131,848	18,230	N/A	5,094	92,731	15,793	N/A	N/A	N/A
16322PA0050105	1, 3, 4, 5	4,079	564	N/A	158	2,868	489	N/A	N/A	N/A
16322PA0050106	1, 3, 4, 5	203,292	28,108	N/A	7,854	142,980	24,350	N/A	N/A	N/A
16322PA0050107	1, 3, 4, 5	1,800	249	N/A	70	1,265	216	N/A	N/A	N/A
16322PA0050108	4	2,910	N/A	N/A	N/A	2,910	N/A	N/A	N/A	N/A
16322PA0050111	1, 3, 4, 5	5,892	815	N/A	228	4,143	706	N/A	N/A	N/A
16322PA0050112	4	2,796	N/A	N/A	N/A	2,796	N/A	N/A	N/A	N/A
16322PA0050117	7	18,342	N/A	N/A	N/A	N/A	N/A	N/A	18,342	N/A
16322PA0050118	7	40,374	N/A	N/A	N/A	N/A	N/A	N/A	40,374	N/A
16322PA0050119	7	13,015	N/A	N/A	N/A	N/A	N/A	N/A	13,015	N/A
16322PA0050120	4	108,425	N/A	N/A	N/A	108,425	N/A	N/A	N/A	N/A
16322PA0050121	1, 3, 4, 5	113,324	15,669	N/A	4,378	79,703	13,574	N/A	N/A	N/A
16322PA0050123	7	18,342	N/A	N/A	N/A	N/A	N/A	N/A	18,342	N/A

Exhibit 10: Derivation of Annual Trend

Entire Fully Insured Block

Base Data

Inpatient Hospital

YEAR	ALLOWED AMT	ADMIT CNT	ENROLLMENT	Unit Cost	UTILIZATION PTPM
2016	\$211,225,400	15,964	3,135,102	\$13,231.36	61.1
2017	\$247,133,090	17,384	3,407,249	\$14,216.12	61.2

Outpatient Hospital

YEAR	ALLOWED AMT	SERVICE CNT	ENROLLMENT	Unit Cost	UTILIZATION PTPM
2016	\$397,104,676	991,599	3,135,102	\$400.47	3,795.5
2017	\$443,527,177	1,082,739	3,407,249	\$409.63	3,813.3

Professional

YEAR	ALLOWED AMT	SERVICE CNT	ENROLLMENT	Unit Cost	UTILIZATION ADMIT PTPM
2016	\$277,361,249	3,324,528	3,135,102	\$83.43	12,725.1
2017	\$303,594,056	3,581,067	3,407,249	\$84.78	12,612.2

Other Medical

YEAR	ALLOWED AMT	SERVICE CNT	ENROLLMENT	Unit Cost	UTILIZATION PTPM
2016	\$119,774,806	72,156	3,135,102	\$1,659.94	276.2
2017	\$149,327,660	83,603	3,407,249	\$1,786.15	294.4

Prescription Drugs

YEAR	ALLOWED AMT	Prescriptions	ENROLLMENT	Unit Cost	UTILIZATION PTPM
2016	\$289,944,004	2,755,880	3,135,102	\$105.21	10,548.5
2017	\$341,169,952	2,989,831	3,407,249	\$114.11	10,529.9

Trend Output to go into PID tables/URRT

Service Category	Weight	Cost	Utilization	Overall	Adj Cost	Adj Util	Overall
Inpatient Hospital	18.4%	7.44%	0.20%	7.65%	9.08%	0.24%	9.34%
Outpatient Hospital	28.1%	2.29%	0.47%	2.77%	2.79%	0.57%	3.38%
Professional	20.3%	1.62%	-0.89%	0.72%	1.97%	-1.08%	0.87%
Other Medical	11.0%	7.60%	6.61%	14.72%	9.27%	8.06%	18.08%
Prescription Drugs	22.3%	8.46%	-0.18%	8.27%	10.32%	-0.21%	10.08%

OVERALL TREND 5.88% OVERALL TREND 7.21%

FACTOR USED TO ADJUST COST/UTIL TRENDS 1.2197

Exhibit 11: Derivation of Projection Period MLR

Projected Paid Claims	Projected Net Amount of Risk Adjustment	Projected Quality Improvement Initiatives	Projected Taxes & Fees	Projected Premium	Loss Ratio
\$ 914,456,783.47	\$ (60,707,651.58)	\$ 27,852,192.50	\$ 4,542,835.83	\$ 1,145,519,175.34	87.9%

Exhibit 12: Terminated Plan Mapping

2018 Terminated SCID	2018 Plan Name	2019 Mapped SCID
16322PA0040027	UPMC Advantage Silver \$3,500/\$30 - Premium Network	16322PA0040008
16322PA0040028	UPMC Advantage Gold \$1,400/\$20 - Premium Network	16322PA0040010
16322PA0040029	UPMC Advantage Inside Advantage for Individuals Bronze \$6,950/\$35 - Premium Network	16322PA0040024
16322PA0040030	UPMC Advantage Inside Advantage for Individuals Silver HSA \$2,700/20% - Premium Network	16322PA0040007
16322PA0040031	UPMC Advantage Inside Advantage for Individuals Silver \$1,750/\$50 - Premium Network	16322PA0040007
16322PA0040032	UPMC Advantage Inside Advantage for Individuals Silver \$3,500/\$25 - Premium Network	16322PA0040008
16322PA0040033	UPMC Advantage Inside Advantage for Individuals Silver \$0/\$50 - Premium Network	16322PA0040006
16322PA0040034	UPMC Advantage Inside Advantage for Individuals Gold \$800/\$20 - Premium Network	16322PA0040010
16322PA0040035	UPMC Advantage Inside Advantage for Individuals Platinum \$250/\$20 - Premium Network	16322PA0040012
16322PA0040036	UPMC Advantage Catastrophic \$7,350/\$0 - Premium Network	16322PA0040026
16322PA0050113	UPMC Advantage Silver \$3,500/\$30 - Select Network	16322PA0050031
16322PA0050114	UPMC Advantage Silver \$3,500/\$30 - Partner Network	16322PA0050104
16322PA0050115	UPMC Advantage Gold \$1,400/\$20 - Select Network	16322PA0050033
16322PA0050116	UPMC Advantage Gold \$1,400/\$20 - Partner Network	16322PA0050106
16322PA0050122	Tower UPMC Advantage Silver \$3,550/\$25 – Tower Network	16322PA0050123
16322PA0040038	UPMC Advantage Inside Advantage for Individuals Silver \$1,800/\$50 - Premium Network	16322PA0040037

Question	Comment/Request	Response
1	Please explain the methodology used and show numerical support for the development of the adjustment factor equal to 1.09 which accounts for changes in network costs as explained in the Actuarial Memorandum Index Rate section. The Actuarial Memorandum references Exhibit 6 of the Supporting Exhibits, however this exhibit shows a factor of 1.07 not 1.09. Please address this discrepancy and update appropriate rate filing documents.	The change in network adjustment factor of 1.09 is actually the product of the geographic calibration factor (1.07) and an additional factor accounting for a change in provider fee schedules between the experience and projection periods (1.019). A line mentioning the latter of these was accidentally omitted from the actuarial memoranda and has since been added. The latter factor is used to account for an increase in provider fee schedules between the experience and projection periods. UPMC's Reimbursement department has estimated that costs will rise by approximately 1.9% as a result of this increase.
2	<p>This question is in reference to file: "UPMC Health Options, Inc. Individual Supporting Exhibits UPMC-131495924.xlsx", tab [Exhibit 10]. This shows the derivation of the annual trend which applies a "FACTOR USED TO ADJUST COST/UTIL TRENDS" equal to 1.2197.</p> <p>a. Please explain what this factor is adjusting for and how it was developed.</p> <p>b. Please provide a numerical development of the factor 1.2197.</p> <p>c. Please include the trends based on historical experience for each benefit category for years 2015, 2016, 2017, and 2018 (year to date). We realize 2018 trends will be partially based on estimated claim costs.</p>	<p>a. This factor is used to adjust observed trends based on historical data to the actual trend that is used in 2019 rate development.</p> <p>b. This factor has been developed to account for the effect of pent-up demand in recent years. Due to the elimination of pent-up demand in the Individual market, the observed trend calculated for this year's filing (5.71%) is significantly less than the prior filing's observed trend (8.33%). The 1.2197 factor counteracts this effect by bringing the implemented trend for this year's filing closer to the trend implemented in the prior filing (approximately 7%). Please note that the 1.2197 factor was developed from qualitative estimates rather than a specific numerical calculation.</p> <p>c. Data pertaining to historical trends is displayed on the "Exhibit 2C" tab of this file.</p>
3	Please provide the numerical development of the Exchange User Fee of \$11.81 PMPM as entered in Table 5. Be sure to show how this connects to the 2.2% member weighted average user fee as stated in the Actuarial Memorandum.	This value is calculated by multiplying the diluted Exchange User Fee (2.2%) by the projected required revenue PMPM from Table 5 (\$533.28).
4	The sum of the rate increase components shown in Table 8, line H does not approximate line A as indicated by the label. Please explain why this value is so different from the change in Calibrated Plan Adjusted Index Rate.	This disparity arises from various inconsistencies in Table 8. Network adjustments are accounted for twice and changes in the plan-level weighting from 2018 to 2019 are not accounted for. The filed 2018 allowed claims is being compared against the 2018 calibration plan adjusted index rate calculated as part of this year's filing. Since the latter of these is different from the corresponding value calculated in the prior year's filing due to changes in plan-level weighting, the values calculated in Table 8 will not line up properly. Also, for the 2018 filing, the value included in the "catastrophic eligibility" column in Table 10 was actually an adjustment factor accounting for the elimination of CSR. The latter of these factors has been accounted for in line G in Table 8 in the revised version of the PA Actuarial Memorandum Exhibits that has been re-uploaded in SERFF.
5	Please explain the methodology used and show numerical support for the network factors assumed in Exhibit 4.	These network factors were calculated to maintain the same spreads between networks as those implemented in 2018 while also ensuring normalization of the weighted average using projected enrollment.
6	Please explain the methodology used and show numerical support for the area factors assumed in Exhibit 6. In particular, please demonstrate how the proposed area factors for Rating Areas 6 and 9 are reasonable.	Please see the "Exhibit 6" tab of this file for a derivation of the proposed geographic factors for 2019. These factors are developed by first mapping each county to the hospital system most likely to be used by enrolled members. The price differentials relative to our 2017 service area for each of these hospital systems are then estimated using a variety of methods, such as fee schedules and claims data. Finally, projected enrollment for each county is used to blend these price differentials for each region as defined by the state.
7	Please explain the methodology used to develop the Plan Actuarial Values (Pricing AV's).	The Pricing AV for each plan was determined by the issuer's own pricing model based on 2017 claims experience from UPMC's fully-insured commercial block of business. This model calculates an AV for a given plan by first trending the allowed claims forward two years to the projection period, calculating paid amounts for each benefit category based on the benefit design of a given plan and projected allowed claims data, and taking the ratio of the total projected paid claims to projected allowed claims.

8	<p>The following questions are regarding the Administrative Expenses:</p> <p>a. Please provide actual historical Administrative Expenses (for each component in a similar format to Table 6 of the PA Actuarial Memorandum Exhibits) for historical years 2015, 2016, 2017, and 2018. We realize 2018 values will be partially based on estimated costs.</p> <p>b. The Quality Improvement Initiatives costs increased significantly from 2018 (0.38% of premium) to projected 2019 (2.58% of premium). Please provide a numerical development of the projected Quality Improvement Initiatives costs of 2.58% and support any assumptions.</p>	<p>a. Historical administrative expenses have been provided on the "Exhibit 8A" tab of this file.</p> <p>b. Please see the PDF named "Question 8b" for a detailed description of the projected 2019 Quality Improvement Initiatives costs. The numerical development of the 2.58% is shown on the "Exhibit 8B" tab of this file.</p>
9	<p>Please confirm whether changes in the statewide average premium between 2017 and 2019, as well as the 0.86 adjustment factor, were accounted for in the development of the Projected Risk Adjustment PMPM amount equal to \$24.65. If so, please demonstrate quantitatively how these adjustments were taken into account. If not, please describe why it is reasonable not to do so.</p>	<p>The Projected Risk Adjustment PMPM value of \$24.65 was set equal to the Experience Period Risk Adjustment PMPM, which was calculated based on the transfer payment estimate received from PID based on data from RATEE files accrued as of May 1, 2018. Since the estimate received from PID was labeled as an "estimated risk adjustment transfer amount," this value was assumed to account for all factors that contribute to a given transfer amount, and no additional adjustments were made to account for changes in statewide average premium or the 0.86 factor. Enrollment changes between the experience and projection periods are assumed to involve members of average risk. Thus, these membership fluctuations were estimated to have no impact on the transfer payment PMPM. No additional adjustment was made to account for the change in statewide average premium since we anticipate minimal change in the rates for 2019 as well as member buy-downs, which will lead to a negligible effect for this particular field.</p>
10	<p>It appears that the Benefit Richness factor for Catastrophic plans has increased significantly from 2018 (0.881 to 0.899) to 2019 such that the Benefit Richness factors for Catastrophic plans are now equal to those for Bronze plans (1.005). Please explain why this change was made and provide quantitative justification demonstrating that the change is an appropriate one.</p>	<p>For 2019, benefit richness factors were derived so that they vary by metal level. Since we do not give catastrophic plans any unique treatment and there is minimal enrollment in these particular plans, we set the benefit richness factor for 2019 catastrophic plans equal to the bronze factor, considering that catastrophic plans are most similar to bronze plans in terms of cost-sharing characteristics.</p>
11	<p>Each response to a Department data call must contain a cover letter that details the changes made to the PA Actuarial Memorandum Exhibits and the reasons why the changes were made, e.g., in response to Department question number 5.</p>	<p>This cover letter has been uploaded in the Supporting Documentation section in SERFF.</p>
12	<p>Please confirm that you have tested to ensure that the rates in Table 11 of the Actuarial Memorandum Exhibits, the PA Plan Design Summary and Rate Tables, the Federal Rates Template, and in the binder are identical.</p>	<p>We can confirm that the rates in Table 11 of the Actuarial Memorandum Exhibits, the PA Plan Design Summary and Rate Tables, the Federal Rates Template, and in the binder are identical.</p>
13	<p>In the PA Actuarial Memo on page 7 - after the discussion on the projected loss ratio, there is a discussion of the difference between the way that Table 3 uses weights versus how the URRT uses weights to determine trend. Please be aware that the Department has changed the way that Table 3 calculates aggregate trend to mimic the method used by the URRT.</p>	<p>This discussion has been removed from the actuarial memoranda.</p>
14	<p>Table 6 shows 0.63% for federal income tax. Please derive this factor and discuss if the change in federal tax law was considered.</p>	<p>This value was derived by multiplying the anticipated profit margin for 2019 (3.0%) by revised federal income tax rate (21%).</p>
15	<p>In the 2019 Guidance published on the Department's website, the Department required that all issuers file uniform factors for the Individual Adjustment of 1.06 and the CSR Defunding Adjustment of 1.28. In addition, the Department indicated that as the rate review process moves forward and federal healthcare reform efforts are clarified, the Department would consider issuer specific requests. We can now advise that the aforementioned factors of 1.06 for the Individual Adjustment and 1.28 for CSR Defunding Adjustment constitute ceilings. If your company desires lower adjustments than those stated in the Department's 2019 Guidance, you may provide updated materials (PA Actuarial Memorandum and Exhibits, Part III Actuarial Memorandum, Part I URRT and corresponding rate tables – State and Federal) and justification for the lower Adjustment factor(s) with your first round response due June 21, 2018. The Department will not consider adjustment factors greater than those stated in the 2019 Guidance.</p>	<p>The Individual adjustment will remain at 1.06. However, the CSR Defunding Adjustment will be lowered to 1.195. Please see the PDF named "Question 15" for a detailed discussion on this change in the CSR Defunding Adjustment.</p>

Exhibit 2c: Historical Data for Trend Development

***2018 data has been extrapolated to cover 12 months*

Service Category	Year	Member_Months	Allowed Amt	Service Cnt	Unit Cost	Utilization PTPM	Cost	Utilization	Overall
Inpatient Hospital	2015	3,144,583	\$ 217,496,691	16,417	\$ 13,248.26	62.65			
Inpatient Hospital	2016	3,135,102	\$ 211,225,400	15,964	\$ 13,231.36	61.10	-0.13%	-2.47%	-2.59%
Inpatient Hospital	2017	3,407,249	\$ 247,133,090	17,384	\$ 14,216.12	61.22	7.44%	0.20%	7.65%
Inpatient Hospital	2018	3,550,044	\$ 276,406,653	18,179	\$ 15,204.65	61.45	6.95%	0.37%	7.35%
Outpatient Hospital	2015	3,144,583	\$ 385,952,180	1,004,552	\$ 384.20	3833.46			
Outpatient Hospital	2016	3,135,102	\$ 397,104,676	991,599	\$ 400.47	3795.47	4.23%	-0.99%	3.20%
Outpatient Hospital	2017	3,407,249	\$ 443,527,177	1,082,739	\$ 409.63	3813.30	2.29%	0.47%	2.77%
Outpatient Hospital	2018	3,550,044	\$ 484,771,947	1,170,384	\$ 414.20	3956.18	1.11%	3.75%	4.90%
Professional	2015	3,144,583	\$ 278,513,267	3,330,918	\$ 83.61	12711.07			
Professional	2016	3,135,102	\$ 277,361,249	3,324,528	\$ 83.43	12725.05	-0.22%	0.11%	-0.11%
Professional	2017	3,407,249	\$ 303,594,056	3,581,067	\$ 84.78	12612.17	1.62%	-0.89%	0.72%
Professional	2018	3,550,044	\$ 316,272,354	3,729,530	\$ 84.80	12606.70	0.03%	-0.04%	-0.01%
Other Medical	2015	3,144,583	\$ 108,695,346	73,398	\$ 1,480.90	280.09			
Other Medical	2016	3,135,102	\$ 119,774,806	72,156	\$ 1,659.94	276.19	12.09%	-1.39%	10.53%
Other Medical	2017	3,407,249	\$ 149,327,660	83,603	\$ 1,786.15	294.44	7.60%	6.61%	14.72%
Other Medical	2018	3,550,044	\$ 163,525,713	86,515	\$ 1,890.15	292.44	5.82%	-0.68%	5.10%
Prescription Drugs	2015	3,144,583	\$ 264,864,699	2,772,618	\$ 95.53	10580.55			
Prescription Drugs	2016	3,135,102	\$ 289,944,004	2,755,880	\$ 105.21	10548.48	10.13%	-0.30%	9.80%
Prescription Drugs	2017	3,407,249	\$ 341,169,952	2,989,831	\$ 114.11	10529.89	8.46%	-0.18%	8.27%
Prescription Drugs	2018	3,550,044	\$ 364,151,900	3,043,668	\$ 119.64	10288.33	4.85%	-2.29%	2.44%

Exhibit 6: Derivation of Geographic Factors

County	Region	Estimated Price Differential	Rating Area	Projected Added Enrollment
Luzerne	CHS	1.1200	3	113
Lackawanna	CHS	1.1200	3	83
Wyoming	CHS	1.1200	3	25
Bradford	Suquehanna	1.2600	3	118
Clinton	Suquehanna	1.2600	3	10
Sullivan	Suquehanna	1.2600	3	3
Tioga	Suquehanna	1.2600	3	480
Lycoming	Suquehanna	1.2600	3	840
Carbon	Tower	1.3600	3	281
Northumberland	Suquehanna	1.2600	6	183
Columbia	CHS	1.1200	6	76
Snyder	CHS	1.1200	6	19
Union	Suquehanna	1.2600	6	207
Lehigh	Tower	1.3600	6	3,516
Northampton	Tower	1.3600	6	3,075
Schuylkill	Tower	1.3600	6	899
Centre	Centre	1.3200	6	3,300
Lancaster	Tower	1.3600	7	4,680
York	Tower	1.3600	7	478
Adams	Tower	1.3600	7	124
Berks*	Tower	1.3600	7	3,595
Cumberland	Pinnacle	1.1525	9	2,683
Dauphin	Pinnacle	1.1525	9	2,517
Lebanon	Tower	1.3600	9	206
Perry	Pinnacle	1.1525	9	446

Rating Area	Geographic Factor
3	1.259
6	1.343
7	1.360
9	1.160

Exhibit 8a: Historical Administrative Expenses

**note that values in the 2018 & 2019 rows are PROJECTED values

Year	Actual General and Claims	Actual Agent/Broker Fees and Commissions	Actual Quality Improvement Initiatives	Member Months
2015	\$11,301,116	\$4,443,510	\$1,207,888	629,443
2016	\$43,653,346	\$15,250,542	\$2,687,255	1,322,679
2017	\$57,004,839	\$8,674,446	\$4,675,338	1,643,818
2018	\$59,140,723	\$8,999,464	\$27,852,193	1,619,132
2019	\$92,178,535	\$3,748,004	\$27,852,193	2,025,614

Exhibit 8b: Development of 2019 QI Estimate

Category	% of Total	Dollars
Comprehensive Data Assembly and Information Sharing	20%	\$5,570,537
Clinical Case Management	60%	\$20,889,515
Access	20%	\$1,392,634
Total	100%	\$27,852,686

Projected Member Months for Individual Market	Projected Total QI PMPM	Projected Required Revenue PMPM	Projected Quality Improvement Initiatives in Table 6
2,025,650	\$13.75	\$ 533.29	2.58%

Question 8b

Incentive Program Overview

UPMC Health Plan, in collaboration with its participating provider network, has spearheaded multifaceted efforts to maintain premium costs and improve quality for consumers in western Pennsylvania and throughout the Commonwealth. These efforts have included innovative value-based payment arrangements, shared saving and quality initiatives. The Individual ACA Market has presented unique challenges for UPMC Health Plan including, among other things, the pent-up demand of unmet medical needs and lack of familiarity with the appropriate use of insurance by ACA-enrollees, as well as the Health Plan's lack of visibility into the acuity of these enrollees' medical conditions.

Until now, due to significant premium compression and our previously stated position to the Department to pursue a glidepath approach to rate increases, UPMC Health Plan has been limited in its ability to adequately reward network providers for the critical roles they have played in controlling the level and growth of our Individual market premium costs. In 2019, with increased market stabilization and the potential for a modest margin on ACA products, the Health Plan is now able to reasonably project its ability to provide shared-savings and quality payments to network providers and to fully implement other value-based payment methodologies. The Health Plan's value-based, quality program is specifically designed to reward participating providers for achieving specific comprehensive data-assembly and information-sharing, clinical and increased access goals.

Participating Providers

Network hospitals and providers that maintain participation in UPMC Health Plan ACA products for all of 2019 and meet certain quality targets are eligible for the shared-savings and quality bonus payments.

Program Description

Program measures fall into three categories:

Comprehensive Data Assembly and Information Sharing:

Participating providers will assemble, organize and provide to UPMC Health Plan a robust and comprehensive dataset containing all available clinical information regarding new ACA-enrollees. By implementing and administering this comprehensive data-assembly and -sharing, providers can earn up to 20% of the available bonus payment.

Clinical Case Management

The clinical information provided via the data abstract will be analyzed and stratified. The members identified as high risk will be assigned a case manager who is responsible for outreach, completion of a Health Risk Assessment (HRA) and determination of a PCP. Readmission rates will be monitored with the expectation that those rates, in aggregate, will be below the otherwise projected rate. Providers can earn up to 60% of bonus payments by achieving these below average readmission rates.

Access

Participating providers shall offer enhanced access for all ACA members. The achievement of these access goals accounts for 20% of the bonus payment.

The percentages and estimated dollars associated with each of the three categories is set forth in the table below.

Category	% of Total	Dollars
Comprehensive Data Assembly and Information Sharing	20%	\$5,570,537
Clinical Case Management	60%	\$20,889,515
Access	20%	\$1,392,634
Total	100%	\$27,852,686

Question 15

Please accept the following as UPMC Health Plan's response to the Pennsylvania Insurance Department (PID or the "Department") request of June 14, 2018 regarding carrier-specific changes to premium rating factors related to the defunding of cost-sharing reduction (CSR) payments. Please note that we consider the contents of this submission to be highly confidential, proprietary, and competitively sensitive information, the publication of which would result in competitive harm.

First and foremost, we support the Department's ongoing efforts to ensure that Pennsylvania offers all consumers a variety of affordable, high quality coverage options, and we are committed to continue serving the individuals and families that rely on the Individual market for coverage. We also appreciate the Department's desire to remain flexible and supportive of all carriers' ongoing market assessments in the face of federal uncertainty. However, given that all carriers are now aware of the market's average requested rate increase for 2019, as well as the fact that PA's ACA Individual membership has become somewhat consolidated in recent years, we are concerned that allowing carrier-specific factor changes to be made now could encourage competitively-based rate manipulation and risk the overall integrity of the critical "blind bid" rate submission process. As such, while we are submitting this proposed rate modification with a lower CSR factor in accordance with the Department's pending allowance for the same, we do so with concern that other carriers may not similarly share in our principled approach. As such, we respectfully recommend that the Department maintain single, uniform CSR and Individual Mandate factors for all carriers.

Based on our internal calculations, we believe that a CSR factor of 19.5% (i.e., 1.195) accurately reflects the projected value of required CSR reimbursements for 2019. We believe that, in the face of continued uncertainty, this value is nonetheless actuarially supported and, if adopted, has the additional stabilizing effect of a return to normalcy for the pricing relationship between Silver and Gold Marketplace plans. Given the size and diversity of our ACA Individual market share, we also believe that this value may represent a reasonable average of appropriate CSR reimbursement factors across the Commonwealth, and that it may therefore be appropriate for the Department to consider adopting this value as a uniform factor for all carriers. With that said, we also ask that the Department consider this proposed factor in the context of our foregoing comments. If other carriers' proposed modifications are lacking in actuarial support or do not reflect a reduction from the originally filed factor, we do not believe that UPMC Health Plan should be effectively disadvantaged by alone being forced to adopt the proposed reduction; likewise, carriers should not be permitted to effectively underbid the value of CSR payments in order to gain an inappropriate competitive advantage. Similarly, if the Department finds that updated carrier proposals are widely divergent or otherwise not easily reconciled in light of overall market composition, we do not believe that UPMC Health Plan (or other carriers that have made rational, actuarially supported submissions) should be placed at a competitive disadvantage; in such a scenario, we would reiterate our belief that a single, uniform factor represents the most fair and balanced approach in light of current information available to all market competitors.

UPMC Health Plan does not intend to modify our previously filed Mandate factor (1.06).

Thank you for your consideration of this submission. We look forward to continued dialogue and collaboration as we work to ensure the ongoing success and stability of Pennsylvania's Marketplace.

Question	Comment/Request	Response
1	In reference to your response to question 1 (of Round 1), it is not clear where the Actuarial Memorandum has been updated to reflect the 1.019 factor. Please clarify and update the filing if necessary.	The addition of text addressing the 1.019 factor was accidentally omitted during updates made as part of the first round of correspondence. This text has been added to the updated Actuarial Memoranda that have been uploaded in SERFF as part of this correspondence.
2	<p>The following questions refer to your response to question 2 (of Round 1) regarding the "FACTOR USED TO ADJUST COST/UTIL TRENDS" equal to 1.2197.</p> <p>a. It is noted in your response that the lower observed trend rate for this year's filing (i.e., 5.71%) is due to "the elimination of pent-up demand in the Individual Market." To the extent recent observed trends are lower due to the elimination of pent-up demand, and it is assumed that the impact of pent-up demand will not return to the Individual ACA market in a material way, please explain why it is reasonable to assume that future trend rates will be higher than those recently observed.</p> <p>b. The observed trends by service category provided in Exhibit 2C of the file 'HO IND Responses to Objection Letter 2018-06-21.xlsx' for 2018 are similar or less than (with the exception of outpatient hospital) the observed trends for 2017 in Exhibit 7 of the initial filing. Given this result, please explain and support why the overall trend rate for 2019 should be adjusted higher to align with last year's overall trend assumption of around 7% as stated in your response.</p>	<p>a. We drew a comparison between the pent-up demand experienced in the ACA market and the "benefit rush" that is observed when an employer informs employees of a lower benefit offering at a future time. In both cases, a spike in claims is observed due to changes in product offerings. We then looked at what is expected following a benefit rush to assist in predicting how the ACA product would trend going forward. Per the article "Timing's Everything: The Impact of Benefit Rush" published in the SOA Health Watch in May 2008, the market can expect a "benefit hush" followed by a "trend crush". The trend crush is explained in the article on page 2 as "higher than it would have been because it is coming off a lower base". For that reason, a higher claims trend than what is experienced historically would more accurately predict the claims cost in the projection period.</p> <p>Our ACA population has substantially increased in size year over year, making it difficult to use in trend development. But the most recent two years of claims trend were 8.33% followed by 2.76%. So it does seem to be experiencing the benefit hush to some extent.</p> <p>The trend crush discussed in the article is the sole reason for us adjusting the original trend calculated from base data. To clarify, we do not expect pent-up demand to return to the market in a material way and made no adjustments to projected claims under that assumption.</p> <p>The article has been added in the Supporting Documents in SERFF.</p> <p>b. The data used to calculate the observed trends shown in Exhibit 2C from Round 1 pertain to UPMC's fully-insured commercial block of business rather than the ACA Individual block, since the former is considered a more credible data source for trend development. However, this data will not reflect the effects of pent-up demand mentioned in the response to part "a" of this question, which is the reason that the trend implemented in rate development was adjusted.</p>
3	Please provide the calculation for the 2.2% Exchange User Fee assumption being used in calculating the dollar amount of \$11.81 PMPM.	The 2.2% diluted Exchange User Fee was derived by calculating the product of the normal Exchange User Fee (3.5%) and the current (Feb 2018) portion of on-exchange enrollment in the Individual Market (63.3%) for this company.
4	In reference to your response to question 6 (of Round 1), the area factors for Rating Areas 3, 7, and 9 shown in Exhibit 6 of the file 'HO IND Responses to Objection Letter 2018-06-21.xlsx' are different than the initial filing supporting exhibits. Please explain why these are different and how these changes would affect the factors used in pricing.	Several of the "estimated price differential" factors listed in Exhibit 6 of Round 1 were accidentally rounded to two decimal places, leading to a small error in the calculation of these rating area factors. The price differential factors have been corrected on the "Exhibit 4" tab of this file (highlighted in yellow), and the corresponding rating area factors have been implemented in rate development.
	<p>The following questions refer to your response to question 8 (of Round 1) regarding the Administrative Expenses:</p> <p>a. Please provide the percentage of premium values in addition to the dollar amounts provided in Exhibit 8A of the file 'HO IND Responses to Objection Letter 2018-06-21.xlsx' for the actual historical Administrative Expenses.</p>	<p>a. Percentage of premium values have been added to this exhibit, which is now displayed on the "Exhibit 5A" tab of this file. Please note that a few of the historical QI expense totals listed in Exhibit 8A (from Round 1 of correspondence) were incorrect. These values have been corrected and highlighted in yellow in Exhibit 5A for this round of correspondence.</p> <p>b. As we indicated in our 'HO IND Responses to Objection Letter' (the "Letter") prior to the upcoming plan year 2019, the volatility, regulatory uncertainty, and severe premium compression in the ACA marketplace hampered our ability to implement the quality incentive (QI) programs and/or value-based reimbursement (Value-Based) strategies that were in place for all other lines of business. In 2018, we are seeing increased stabilization in our ACA products and are for the first time able to begin extending to those participating providers serving our ACA population access to these QI/Value-Based programs. Expanding QI/Value Based to include ACA products is critical to ensuring the fundamental role these providers play in serving our ACA members, assuring the exceptional quality of our ACA products, controlling premium costs and making western Pennsylvania one of the most affordable areas in the nation in which to purchase marketplace coverage. To estimate an appropriate QI/Value Based target for ACA products, we relied on the blended percentage of premiums earned by providers in other product lines as part of their participation in the QI/Value Based initiatives (roughly 2.6%).</p>

5	<p>b. Please describe and support numerically how the values shown in Exhibit 8B (columns B:C) of the file 'HO IND Responses to Objection Letter 2018-06-21.xls' were developed. If any adjustments were applied to historical values, be sure to show and support these as well.</p>	<p>We apportioned relative weights to the three QI categories set forth in our Letter as below:</p> <p>Comprehensive Data Assembly and Information Sharing 20% Clinical Case Management 60% Access 20%</p> <p>In keeping with our QI/Value Based initiatives for other lines of business, we identified for participating providers a number of factors upon which eligibility for QI incentives would be based. For your information, a sub-set of these factors are below:</p> <p><u>Comprehensive Data Assembly and Information Sharing</u> To provide insight into the needs and morbidity of members enrolled in ACA products, assemble, organize and provide to UPMC Health Plan information relative to: (1) frequent emergency room visits; (2) inpatient admissions and/or readmissions; (3) chronic and/or complex health conditions; (4) PCP and specialty care encounters; (5) access to post-acute services; (6) additional information. Collaborate with the practice-based care manager (PBCM) to collect and report data on clinical outcomes, patient satisfaction and efficiency measures and demonstrate improvement for identified measures.</p> <p><u>Clinical Case Management</u> Support PBCM population and care management, interdisciplinary care team and reporting and documentation activities. Provide PBCM access to clinical and operational meetings, scheduling mechanisms, the clinical care management tracking system, and the EMR, and participate in clinical case conferences for UPMC Health Plan members. Facilitate a team-based approach to improve quality and efficiency of care for UPMC Health Plan members, including discussing quality and utilization reports, relevant aspects of the program, developing and implementing a care plan for members with complex and/or chronic conditions, providing relevant health care education, health management, coaching, prevention and wellness programing. Monitor and reduce readmission rates. Work with the assigned PCMH, and, in particular, the UPMCHP Physician Account Executive on quality initiatives and process improvement activities related to the QI/Value Based program.</p> <p><u>Access</u> Provide sufficient office space for the PBCM to interface with UPMC Health Plan members; provide increased access to ACA members, which includes additional non-traditional office hours and non-scheduled/walk-in hours.</p>
	<p>c. Please show the historical values for each QI Category listed in Exhibit 8B for years 2015, 2016, 2017, 2018, and 2019.</p>	<p>c. Historical QI data for each category is displayed on the "Exhibit 5C" tab of this file. Please note that the breakout of QI categories was changed beginning with 2018. Because of this, the categories included in the historical data table are different than those included in the projected data table. Also, two of the values that were displayed in Exhibit 8B from the first round of correspondence were incorrect due to a formula error. These values have been corrected and highlighted in yellow in Exhibit 5C for this round of correspondence.</p>
6	<p>Regarding your response to question 9 (of Round 1), it should be noted that the estimate provided by the PID labeled "estimated risk adjustment transfer amount" was not adjusted to reflect either changes in the statewide average premium between 2017 and 2019 or the 0.86 adjustment factor. Given that, please provide an estimate of what the projected 2019 risk adjustment transfer amount would be if these items were taken into account.</p>	<p>Incorporating the 0.86 adjustment factor and an adjustment for the statewide average premium increases the projected risk adjustment transfer amount by 21.5%.</p>

7	<p>As was communicated in the mail from J. Lavery of July 3, 2018 the Department has determined that an Individual Adjustment Factor of 1.06 and a CSR Defunding Adjustment Factor of 1.20 will be used in the 2019 rate development for the Individual Market. Issuers overwhelmingly recommended standardization of these factors. As such, issuers may not deviate from these factors. Updated materials (PA Actuarial Memorandum and Exhibits and the Plan Design Summary worksheets, including the State rate tables) reflecting these factors, Risk Adjustment updates (based on the June 30th release of the Federal Risk Adjustment Report) and other Department requested changes must be provided with your second-round response due July 13, 2018. Other than these three preceding changes, no other modifications will be accepted.</p>	<p>The Individual Adjustment Factor remains at 1.06 and the CSR Defunding Adjustment has been revised to be 1.20 in the updated filing. No changes were made to the projected risk adjustment transfer payment.</p>
---	---	---

Exhibit 4: Derivation of Geographic Factors

County	Region	Estimated Price Differential	Rating Area	Projected Added Enrollment
Luzerne	CHS	1.1200	3	113
Lackawanna	CHS	1.1200	3	83
Wyoming	CHS	1.1200	3	25
Bradford	Suquehanna	1.2633	3	118
Clinton	Suquehanna	1.2633	3	10
Sullivan	Suquehanna	1.2633	3	3
Tioga	Suquehanna	1.2633	3	480
Lycoming	Suquehanna	1.2633	3	840
Carbon	Tower	1.3659	3	281
Northumberland	Suquehanna	1.2633	6	183
Columbia	CHS	1.1200	6	76
Snyder	CHS	1.1200	6	19
Union	Suquehanna	1.2633	6	207
Lehigh	Tower	1.3659	6	3,516
Northampton	Tower	1.3659	6	3,075
Schuylkill	Tower	1.3659	6	899
Centre	Centre	1.3200	6	3,300
Lancaster	Tower	1.3659	7	4,680
York	Tower	1.3659	7	478
Adams	Tower	1.3659	7	124
Berks*	Tower	1.3659	7	3,595
Cumberland	Pinnacle	1.1898	9	2,683
Dauphin	Pinnacle	1.1898	9	2,517
Lebanon	Tower	1.3659	9	206
Perry	Pinnacle	1.1898	9	446

Rating Area	Geographic Factor
3	1.262
6	1.347
7	1.366
9	1.196

Exhibit 5A: Historical Administrative Expenses

**note that values in the 2018 & 2019 rows are PROJECTED values

Administrative Expenses Totals				
Year	Actual General and Claims	Actual Agent/Broker Fees and Commissions	Actual Quality Improvement Initiatives	Member Months
2015	\$11,301,116	\$4,443,510	\$1,207,888	629,443
2016	\$43,653,346	\$15,250,542	\$3,151,438	1,322,679
2017	\$57,004,839	\$8,674,446	\$6,023,960	1,643,818
2018	\$59,140,723	\$8,999,464	\$27,852,193	1,619,132
2019	\$92,178,535	\$3,748,004	\$27,852,193	2,025,614

Percentage of Premium			
Year	Actual General and Claims	Actual Agent/Broker Fees and Commissions	Actual Quality Improvement Initiatives
2015	6.6%	2.6%	0.7%
2016	10.7%	3.7%	0.8%
2017	9.2%	1.4%	1.0%
2018	7.4%	1.1%	3.5%
2019	8.5%	0.3%	2.6%

Exhibit 5C: Historical QI Data

Historical QI Expenses Totals				
Year	Improved Health Outcomes	Activities to Prevent Readmission	Wellness & Health Promotions	Total QI Expenses
2015	\$ 1,009,670	\$ 97,490	\$ 100,728	\$1,207,888
2016	\$ 2,714,353	\$ 162,302	\$ 274,783	\$3,151,438
2017	\$ 3,474,282	\$ 395,000	\$ 2,154,678	\$6,023,960

Projected QI Expenses Totals				
Year	Comprehensive Data Assembly and Information Sharing	Clinical Case Management	Access	Total QI Expenses
2018	\$5,570,438	\$16,711,316	\$5,570,438	\$27,852,193
2019	\$5,570,438	\$16,711,316	\$5,570,438	\$27,852,193

2019 Business Rules Template v8.1

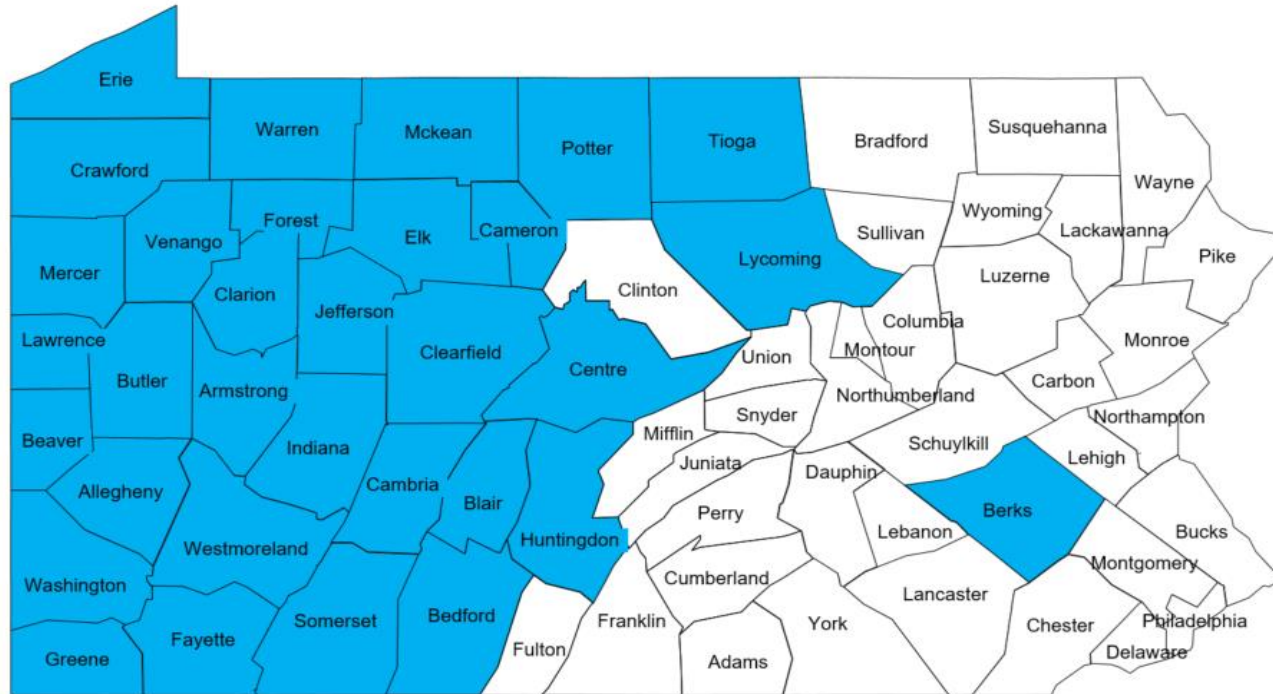
All fields with an asterisk (*) are required. To validate the template, press Validate button or Ctrl + Shift + I. To finalize the template, press Finalize button or Ctrl + Shift + F.
Enter the Issuer Rule on the first row (no Product ID or Plan ID).
For each Product rule, enter only the Product ID and the business rules that differ from the Issuer Rule.
For each Plan rule, enter only the Plan ID and the business rules that differ from the Product or Issuer Rule

HIOS Issuer ID*		16322									
TIN*		46-2824626									
Product ID	Plan ID (Standard Component)	How are rates for contracts covering two or more enrollees calculated?	What are the maximum number of under age (under 21) dependents used to quote a two parent family?	What are the maximum number of under age (under 21) dependents used to quote a single parent family?	Is there a maximum age for a dependent?	What are the maximum number of children used to quote a children-only contract?	Are domestic partners treated the same as secondary subscribers?	Are same-sex partners treated the same as secondary subscribers?	How is age determined for rating and eligibility purposes?	How is tobacco status determined for subscribers and dependents?	What relationships between primary and dependent are allowed, and is the dependent required to live in the same household as the primary subscriber?
		A different rate (specifically for parties of two or more)for each enrollee is added together	3 or more	3 or more	25	1	Yes	Yes	Age on effective date	6	Spouse, No; Adopted Child, No; Ward, No; Stepson or Stepdaughter, No; Self, Yes; Child, No; Life Partner, No

2018 Service Area

Issuer: UPMC Health Options

Market: Individual



Key *(modify as needed)*

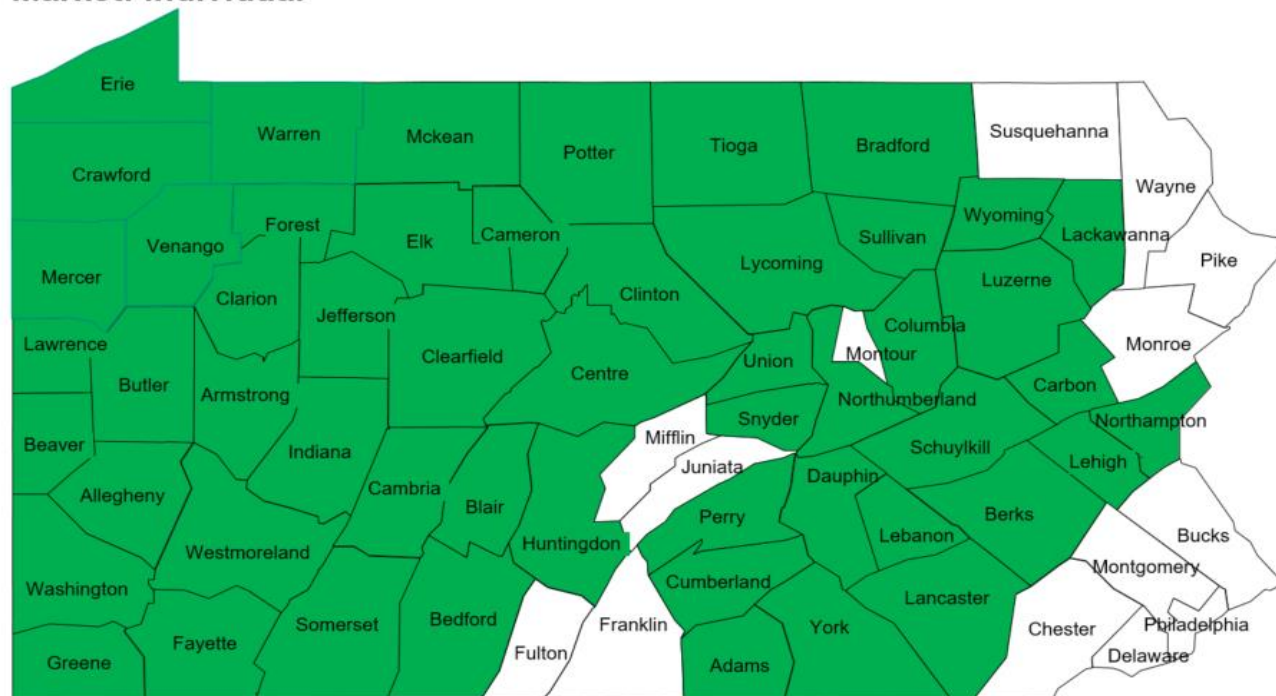
■ : 2018 on-exchange service area

■ : 2018 off-exchange only service area

2019 Service Area

Issuer: UPMC Health Options

Market: Individual



Key *(modify as needed)*

■ : 2019 on-exchange service area

▨ : 2019 off-exchange only service area