

SERFF Tracking #:	GSHP-131501956	State Tracking #:	GSHP-131501956	Company Tracking #:	ACTUARIAL GHP INDIV
State:	Pennsylvania	Filing Company:	Geisinger Health Plan		
TOI/Sub-TOI:	H15I Individual Health - Hospital/Surgical/Medical Expense/H15I.001 Health - Hospital/Surgical/Medical Expense				
Product Name:	HMO/POS				
Project Name/Number:	GHP Individual/				

Supporting Document Schedules

Satisfied - Item:	ACA Public Rate Filing PDF
Comments:	
Attachment(s):	Public_Filing_PDF_GHP_Indiv_20180924.pdf
Item Status:	
Status Date:	

Actuarial Department
100 N. Academy Ave.
Danville, PA 17822-5002
Tel. • 800-447-4000
Fax • 570-271-5475
GeisingerHealthPlan.com



September 24, 2018

Ms. Tracie Gray – Director
Bureau of Life, Accident and Health Insurance
Pennsylvania Insurance Department
1311 Strawberry Square
Harrisburg, PA 17120

Dear Ms. Gray,

The following is in response to conversations with the Department:

1. Company Name & NAIC#: Geisinger Health Plan – NAIC# 95923
2. Market: Individual
3. On and Off Exchange
4. Effective date of coverage: January 1, 2019
5. Average rate change: -0.41%
6. Range of rate change requested: -13.9% to 7.1%
7. Total decrease in annual revenue generated from the proposed rate change: \$2,344,862
8. Product: HMO, POS
9. Rating areas: 2, 3, 5, 6, 7 and 9
10. Metal Levels & Catastrophic Plans: Bronze, Silver, Gold, and Catastrophic plans
11. Current number of covered lives and of policyholders as of 2/1/18: 60,505 covered lives and 44,110 policyholders
12. Number of plans offered in 2019: 21 gold plans, 34 silver plans, 13 bronze plans, and 13 catastrophic plans (for a total of 81 plans); Number of plans offered in 2018: 8 gold plans, 13 silver plans, 6 bronze plans, and 5 catastrophic plans (for a total of 32 plans)
13. Contract form #: M-152-176-F Rev. 1/19, M-152-330-F Rev. 1/19, M-152-178-F Rev. 1/19, M-152-192-F Rev. 1/19; SERFF #: GSHP-131501956; Binder ID #: GSHP-PA19-125083275
14. HIOS issuer ID: 22444; HIOS submission tracking#: 22444-1224466136146424838
15. Summary of changes made in response to the Department's guidance on July 3, 2018
 - a. Revised the CSR Defunding Adjustment Factor to 1.20
16. Summary of changes made in response to the Department's guidance on July 17, 2018
 - a. Revised the demographic adjustment factor to .982
17. Summary of changes requested by the PID on July 27, 2018
 - a. Revised the Change in Morbidity Table 5 cell D15 to 1.15
 - b. Revised the Projected Risk Adjustment PMPM Table 5 cell C31 to -\$28.65
18. Summary of additional changes
 - a. Revised the Projected Paid Exchange User Fees PMPM Table 5 cell C32
 - b. Revised the Administrative Expenses Table 6 cell C50 and Table 10 column R, as premium is reduced, % of premium increases
 - c. Included formula for Federal Income Tax in Table 6 cell C56
 - d. Revised the Pricing AV for the 5 plans only sold in Lebanon county, Table 5, HIOS IDs: 22444PA0010067 cell K85, 22444PA0010068 cell K86, 22444PA0010069 cell K87, 22444PA0010070 cell K88, 22444PA0040084 cell K101

19. Summary of changes September 24, 2018

- a. Revisions have been made to the Actuarial Memorandum to remove plans that were newly filed for 2019 in Rating Area 8. Revisions can be found on pages 1, 3 and 8-11 removing reference to these plans, listing the HIOS IDs and updating file references.
- b. Removed plans filed for Rating Area 8 from Table 10, Table 11, Table B: Induced Utilization Exhibit and PA Plan Design Summary and Rate Tables
- c. Removed references to Rating Area 8 in Table 13, Table 14, Calibration of Area Factors, Service Areas, Rate Change Request Summary (Attachment I) and Service Area Map

For a detailed explanation of our rate development, please refer to the “actuarial memorandum and attestation” uploaded in SERFF under the “supporting documentation” tab.

Thank you for your consideration. Please contact me if you have any additional questions.

Sincerely,



Kurt J. Wrobel, FSA, MAAA
Chief Financial Officer and Chief Actuary

cc. Sarah MacDerment, FSA, MAAA, Actuarial Director
Everard Riley, ASA, MAAA, Associate Actuary

Attachment I

Rate Change Summary

Geisinger Health Plan – Individual Plans

Rate request filing ID # GSHP- GSHP-131501956 - This document is prepared by the insurance company submitting the rate filing as a consumer tool to help explain the rate filing. It is not intended to describe or include all factors or information considered in the review process. For more information, see the filing at

<http://www.insurance.pa.gov/Consumers/ACARelatedFilings/>

Overview

Initial requested average rate change:	7.9% ¹
Revised requested average rate change:	-0.4% ¹
Range of requested rate change:	-13.9% – 7.1%
Effective date:	1/1/2019
People impacted:	60,505
Available in:	Rating areas 2, 3, 5, 6, 7, and 9

Key information

Jan. 2017-Dec. 2017 financial experience

Premiums	\$315,393,976
Claims	\$223,937,677
Administrative expenses	\$20,860,984
Taxes & fees	\$16,846,683
Company made (after taxes)	\$53,748,632

How it plans to spend your premium

This is how the insurance company plans to spend the premium it collects in 2019:

Claims:	89.5%
Administrative:	5.17%
Taxes & fees:	3.30%
Profit:	2.00%

The company expects its annual medical costs to increase **8.2%**.

Explanation of requested rate change

Geisinger Health Plan has proposed an overall base rate decrease of 0.4% for Individual HMO/POS members renewing in the Marketplace effective January 1, 2019 through December 1, 2019. The actual range of proposed rate increases vary from a minimum of -13.9% to a maximum of 7.1%. The key drivers of this increase are the increase in morbidity of the ACA population, annual claims trend, changes in the federal risk adjustment program, changes to the cost-sharing reduction program and the enforcement of the individual mandate. The total projected 2019 administrative costs are lower than those used for the current 2018 rates. As required by federal regulations and using the Federally prescribed MLR methodology, the projected loss ratio exceeds 80%. There were minimal benefit changes proposed for 2019.

¹ Note that insurers will have the opportunity to revise their rate change request in July, after they are scheduled to receive updated information about the impact of a federal program called risk adjustment. This document will be updated accordingly at that time.

Actuarial Memorandum – Individual GHP

1. Basic Information and Data

General Information

Company Identifying Information (as included in Table 0)

Company Legal Name: Geisinger Health Plan

State: Pennsylvania

HIOS Issuer ID: 22444

NAIC Number: 95923

Market: Individual

Effective Date: 1/1/2019

Company Contact Information

Primary Contact Name: Sarah MacDerment

Primary Contact Phone: 570-214-2348

Primary Contact email address: smmacderment@thehealthplan.com

Filing Information

HIOS Submission Tracking Number: 22444-1224466136146424838

Contract Form Number: M-152-176-F Rev. 1/19, M-152-178-F Rev. 1/19, M-152-192-F Rev. 1/19, M-152-330-F Rev 1/19

SERFF Number: GSHP-131501956

Binder ID Number: GSHP-PA19-125083275

Rate History and Proposed Variations in Rate Changes

Rate History

The recent historical rate increases are summarized in the table below.

<u>Year</u>	<u>SERFF ID</u>	<u>Average Increase</u>	<u>Minimum Increase</u>	<u>Maximum Increase</u>
2015	GSHP-129625382	20.1%	0.0%	37.2%
2016	GSHP-130072597	20.0%	16.1%	22.5%
2017	GSHP-130558318	42.1%	30.4%	76.0%
2018	GSHP-131024095	31.3%	0.2%	34.5%

For every year 2015-2018, the increases were not uniform but varied by plan.

Proposed Rate Increase

This filing applies to HMO and POS products, sold on and off exchange in rating areas 2, 3, 5, 6, 7 and 9. There will be 21 gold plans, 34 silver plans, 13 bronze plans, as well as 13 catastrophic plans, for a total of 81 plans offered in 2019. For every county in our service area, we will continue to have one silver plan offered Off-Exchange only. These plans do not include the adjustment of the defunding of CSR and therefore are lower priced than a similar plan offered On-Exchange.

As of February 2018, 60,505 covered lives and 44,110 policyholders will be impacted by this filing. The proposed overall rate decrease is 0.4% but is not uniform by plan. The increases range from -13.9% to 7.1%. Table 10 shows the increases at the plan level. These increases vary by plan due to benefit changes necessary to maintain the desired metal level as well as changes in pricing factors.

Average Rate Change

The average rate change entered as the “percent rate change requested” in the SERFF Rate Review Detail Screen is the same as listed in Table 10, cell AC15. It is the change in the Calibrated Plan-adjusted Index rate (as instructed by the Department). In addition, the change in 21-year-old non-tobacco premium PMPM, as calculated in Table 11, cell AN13, is 0.1%. Finally, the URRT Worksheet 1 “percent increase over Experience Period” (in cell V45) is 17.16 % and the “percent increase annualized” (in cell V46) is 8.24%.

Membership Count

Table 1 shows the average age and the member months in the experience period of calendar year 2017, as well as the average age and the current members as of February 1, 2018 by age range. The projected member months for the rating period are also included.

Benefit Changes

To maintain current metal tier levels, several existing plans experienced cost sharing adjustments that were necessitated by the 2019 AV calculator. Any such required revisions followed the order of operations below:

1. Out of Pocket Maximum
2. Deductible

Reason for Rate Increase

The components of this rate increase are:

- Single Risk Pool experience (i.e. the “Base period allowed claims before normalization” on Table 8) which is more adverse than assumed in current rates;
- Medical Inflation;
- Utilization trend;
- Changes in administrative expenses;
- Changes in ACA fees;
- Changes in Risk Adjustment;
- Changes in the Adjustment for CSR defunding
- Changes in Morbidity

Each of these components is discussed in detail later in this document and are displayed in Table 8 of the exhibits.

Experience Period Claims and Premium

Paid Through Date

The Experience Period data provided in the URRT Worksheet 1, Section I and in Table 2 is incurred in calendar year 2017 and paid through February 2018. As discussed below, the data in Table 2 of the exhibits is consistent with the data provided in the URRT in Worksheet 1, Section 1 (except for the incurred claims and the allowed claims).

Premiums (net of MLR Rebate) in Experience Period

Premiums include earned premiums for calendar year 2017 for the Single Risk Pool. Premiums are not reduced by taxes and/or assessments. MLR rebates are not expected to be paid for this block of business. Initial estimates of rebates have been completed utilizing the methodology required for the CY 2017 rebate filing. Estimates suggest that the individual market MLR will be above the minimum MLR target of 80%.

Allowed and Incurred Claims Incurred During the Experience Period

The Experience Period Claims are based on individual non-grandfathered business incurred and paid claims with IBNR added for the tail of claims incurred but not paid. Allowed claims are directly from claim records. The same IBNR factors were used for both paid and allowed claims. The IBNR factors were based on legal-entity level claims completion tables which include individual and group commercial experience. This method is appropriate to assure proper credibility and because timing of claims payment to providers does not vary by market or product.

There were no non-EHB benefits in the experience period.

Geisinger outsources several benefits and therefore has capitation expenses. The capitated expenses cover chiropractic services, nurse line, mental health services and quality fund/ PQS. The capitation amount for the experience period is displayed on Table 2 and is included in both the Incurred Claims and Allowed Claims on Worksheet 1 of the URRT. The capitation charges are uniform and do not vary by age. The historical capitation amounts are on the "Capitation" tab of the file "PA_Act_Memo_Additional_Exhibits_GHP_Indiv_20180924.xlsx".

Pharmacy rebates are listed on Table 2. These rebate dollars would be removed from the Ultimate Incurred Claim liability to the insurer and are removed from the Incurred Claims and the Allowed Claims on Worksheet 1 of the URRT.

The estimated risk adjustment for the experience period is based on an external analysis performed by the Pennsylvania Insurance Department. They estimated the Risk Adjustment transfer payment based on the population risk scores relative to an assumed market average risk score and market average premium.

The calendar 2017 loss ratio, as displayed on Table 2 is 78.78%.

Benefit Categories

<u>Benefit Category</u>	<u>Description</u>
Inpatient Hospital	Determined by place of service (Hospital—IP)
Outpatient Hospital	Determined by place of service (Hospital—OP)
Professional	Determined by place of service (Physician's office)
Other Medical	N/A
Capitation	Claims per Financial Department
Prescription Drug	Claims per contracted PBM

Credibility of Data

The existing non-grandfathered business shown in the Experience Period data in Table 2 does not reflect the anticipated risk and composition of the Projection Period. The Credibility Manual Rate is developed using population segments that are in the Experience Period blended with population segments (PPO) that are not in the Experience Period. The Credibility Manual Rate is a combination of our HMO and PPO experience, giving us an even more credible manual rate. Combining the HMO and PPO Single Risk Pools also aids in consistency between the products. Historically, we have seen enrollment move between our HMO and PPO products so it is very important that our premium rates are consistent. To avoid double counting the Experience Period and avoid complicated adjustments to reflect the expected distribution of enrollment in each segment, the credibility of the Experience Period is set to 0.0%. This approach is consistent with the Actuarial Standard of Practice #25.

The Credibility Manual Rate is developed based on the expected enrollment in each of these segments, as summarized in the table below. Each segment is described in more detail in the “Adjustments Made to Data” section below.

Segment	% of population Assumed in Projection Period
ACA Compliant - PPO	100%
ACA Compliant – HMO/POS	100%
Non-ACA Non-GF – PPO	0%

The credibility manual data is shown in Table 2b. Since the credibility manual data is given a weight of 100%, the “blended” data would be the same as the data in Table 2b.

The experience period data does not include any data for any transitional business. There was no HMO Non-ACA block in 2017.

Adjustments Made to the Data

The following segments are included in the development of the Credibility Manual Rate and adjusted when appropriate.

ACA Compliant Experience HMO/POS and PPO – This population is represented in the Experience Period and is expected to continue into the Projection Period. The Projected Allowed Experience Claims are adjusted for benefits changes as described in the section below.

Morbidity Adjustments

We have applied a Morbidity adjustment of 1.15 to account for marketplace dynamics. This adjustment includes the 1.06 factor to reflect the removal of the Individual Mandate.

Changes in Benefits

Pediatric Dental was not a covered benefit for plans sold On-Exchange in 2017. It was a covered benefit on our plans sold Off-Exchange. The projected PMPM for this benefit is \$1.19. In calendar year 2017, 92.3% of enrollment was on-Exchange and 7.7% was Off-Exchange. The Change in Benefits adjustment on Table 5 is $(1.19 \times .923) / 597.54 = .00184$.

Changes in Demographics

After review from the Department, we are applying a 1.8% adjustment factor to account for the favorable demographic shift between CY2017 and February 2018. The Change in Demographics factor on Table 5 is now .982.

Change in Other

The capitation amount paid for our private reinsurance, as well as the recoveries from that program are reflected in the "Other" factor. Only slight changes are expected.

CSR Defunding Adjustment

Due to the uncertainty in CSR funding in 2018, the PID instructed carriers to use a factor of $.94 / .7 = 1.343$ on all silver plans sold on the Exchange. For 2019, we were initially instructed to use a factor of 1.28 to account for the lack of CSR payments from the Federal government. The updated PA Actuarial Memo Rate Exhibits, as of 7/13/2018 reflect updated guidance from the PID to use a factor of 1.20.

Trend Identification

Experience data was trended using an annual trend of 8.2%. Table 3 shows the breakdown between service category and cost vs. utilization. Table 3 uses the PMPM by service category to weight to develop the total composite trend. Trend factors are projected for unit cost and utilization components:

- Unit cost trend factors are based on recorded anticipated increases in facility and professional fees from the Experience to Projection Period. These increases are composited across all facilities and provider groups.
- Utilization trend projections are based on least-square regression modeling, taking into account historical claims patterns, anticipated economic activity and changes in care patterns.
- Seasonality adjustments are made to the claims to account for changes in work days.
- Further adjustments have been made to the trends to reflect expected changes due to new medical management initiatives that are expected to yield savings in the projection period.

Our trends are analyzed at a higher level than these individual segments and are the same for the experience data and the credibility manual data. Due to the lack of stability in the ACA experience, we based our trends on data from our commercial large group experience. Table 4b is provided for this large group experience.

The Composite URR Trend in Table 5, Cell C12 is 1.17 and is used to project the experience period data to the rating period. The aggregate URR Trend reported in Worksheet I, Section 2 is $698.75 / 597.26 = 1.17$ and matches the Composite Trend in Table 3 of the Department's rate exhibits.

Inclusion of Capitation Payments

If a capitated benefit is not in the experience period, an adjustment was added to account for those services (e.g. Pediatric dental).

Historical Experience

Table 4 includes the most recent 48 months of data with run out through February 2018. Allowed claims are directly from claim records. As mentioned above, Table 4b displays the large group data that was used to determine the trends used.

As requested by the Department, the most recent 48 months of data for our transitional (non-ACA non-GF) Individual HMO block is:

Non-ACA non-GF HMO	2014	2015	2016	2017
Premium	\$1,382,433	\$617,438	\$19,085	
Incurred Claims	\$1,448,234	\$814,856	\$9,212	
Member Months	3,383	1,499	53	

We have no non-ACA Individual HMO business remaining.

2. Rate Development & Change

Development of Projected Index Rate, Market-Adjusted Index Rate & Total Allowed Claims

Single Risk Pool

The Single Risk Pool has been established in accordance with the requirements in 45 CFR 156.80(d) as was discussed previously in the Experience Period Premium and Claims section.

Index Rate

The Experience Period Index Rate is based on the manual Allowed Claims PMPM and is the starting value on Table 5. The Credibility Manual Rate is a combination of our HMO and PPO experience, giving us an even more credible manual rate. No benefits were covered in addition to Essential Health benefits in the policies being offered.

The Projected Index Rate for this Single Risk Pool is the Adjusted Projected Allowed EHB Claims PMPM and is the manual rate. The projected claims reflect the trend and benefits described earlier in this memorandum. Cells C15 and D15 in Table 5 are 1.15 which includes the 1.06 adjustment instructed by the PID to account for the removal of the individual mandate. As discussed above, the Manual Data is weighted 100% since it includes the Actual Experience Data as well as the experience data for our ACA compliant PPO business. If we gave any weight to the Actual Experience Data, it would be double counted since it is also in the Manual Data.

Market Adjusted Index Rate

The Market Adjusted Index Rate and Market Adjusted Total Allowed Claims are calculated in Table 5. The Projected Index Rate is converted to a paid basis by multiplying by the Projected Paid to Allowed ratio.

Paid to Allowed Ratio

The Projected Paid to Allowed Average Ratio is 0.806 and is displayed on Table 5. It is determined for the Projection Period based on the combination of our HMO and PPO member weighted average Pricing AV for each plan and the projected member months in each plan. There are variations between the AV Pricing Values and the AV Calculator values because of different cost structures and management approaches than what is reflected in the national average data used in the AV Calculator.

There are 5 plans that are only sold in Lebanon county. These plans are HIOS IDs 22444PA0010067, 22444PA0010070, 22444PA0010068, 22444PA0010069 and 22444PA0040084. In 2018, Geisinger was the only carrier in that county but we expect to be one of several carriers in Lebanon county in 2019. The Pricing AVs for these plans now match the Pricing AVs for other plans with the same plan design and cost sharing.

Projected Risk Adjustments PMPM

Our Individual Exchange population had a healthier risk profile than the state average in 2017 resulting in potential payment transfers into the Risk Adjustment program. Premium levels for 2019 need to incorporate the expected payment into the Risk Adjustment program. The adjustment is shown on Table 5. To account for the changes in the Risk Adjustment formula, we have used the value of \$28.65 as directed by the Department.

The Exchange user fee is 3.5% time the projected premium, times the portion of the enrollment expected to be sold On-Exchange. Due to a circular reference, the formula in cell C32 in Table 5 has a hard-coded value for the projected premium. The formula is $.035 * 745.40 * .9422 = \24.58 . 94.22% of the Individual ACA enrollment is expected to be sold On-Exchange.

The allowable market-wide modifiers (risk adjustment of -\$28.65 and Exchange User Fees of \$24.58) are added to this paid basis PMPM. This PMPM is then converted back to an allowed basis, again using the projected paid to allowed ratio. Any non-EHB claims would then be added to this value if we had some but we don't so this PMPM is the Market-Adjusted Projected Total Allowed Claims PMPM, \$858.78 as shown on Table 5 in cell C42.

Retention Items

Administration Expense

Administration expenses are based on activity-based allocation by product for calendar year 2019. This methodology applies for all variable costs and all fixed costs. Table 6 provides a breakdown of the administrative expenses, as well as the taxes and fees. The administrative expenses are developed as a PMPM expense, but applied as a consistent percentage of premium and do not vary by plan. The proposed percentage of premium for 2019 is 5.17% and is shown in both Tables 6 and 10.

Agent/Broker Fees and Commissions

No commissions are paid on the Indiv ACA business. Table 5 has 0 for Agent/Broker Fees and Commissions.

Quality Improvement Initiatives

The Quality Initiatives amount is based on the latest estimate for this product. They are reported on line 6.6 of the Supplement Health Care Exhibit of the Annual Statement. The estimated % of premium is 1.0% and is displayed on the 'Quality_Improvement' tab of the file "PA_Act_Memo_Additional_Exhibits_GHP_Indiv_20180924.xlsx".

Profit & Risk Margin

The risk margin is set at 2% of premium. This risk margin is applied consistently across all plans.

Taxes, Fees, and Subsidies

Federal Income tax is the only tax to be paid. It is calculated on the "Taxes" tab of the file "PA_Act_Memo_Additional_Exhibits_GHP_Indiv_20180924.xlsx". For 2019, the federal government will not collect the Health Insurer Provider Fee or PCORI Fees so they are not included in this development.

Projected Loss Ratio

The anticipated loss ratio is 93.4% in aggregate as shown below using the Federally-prescribed MLR methodology:

MLR Numerator = Projected Claims + Quality Initiatives = 638.69 + .01*745.40 = 646.14

MLR Denominator = Projected Premiums – Taxes and Fees + Risk Adjustment = 745.40 – 24.58 - 0.03 + - 28.65 = 692.14

Federal MLR = 646.14 / 692.14 = 93.4%

Normalized Market-Adjusted Projected Allowed Total Claims

The Market-Adjusted Projected Allowed Total Claims is normalized using the projected average factors for age, geography, tobacco, benefit richness (induced demand) and network. These average factors for 2018 and 2019 are displayed on Table 7.

Projected Membership

Sales and Marketing were consulted in developing the membership projections. Since we are introducing many new PPO plans, we expect some of our current HMO membership to transition to PPO plans in 2019. For the overall Individual ACA market, membership is expected to remain approximately at the current levels. February 2018 membership is expected to best represent calendar year 2019 in total for the Individual ACA market. Members from discontinued plans are assumed to move to the plan where they are mapped, in general. Projected membership is used to calculate the normalization factors discussed below.

Normalization Factors

Age Factor

The federal age curve, as shown in Table 12, is used to determine a normalization factor to account for the age mix of business used in generating the Index Rate. The average age factor includes a factor of 0 for non-billable members. The average factors for 2018 and 2019 are shown on Table 7 and are developed on the 'Age_Calibration' tab of the file "PA_Act_Memo_Additional_Exhibits_GHP_Indiv_20180924.xlsx".

Geographic Factor

The geographic rating area factors used to determine premium rates are shown on Table 13. These factors are consistent with the current approved factors. The normalization factor is determined using these factors weighted using projected membership by area and is shown on the 'Area_Calibration' tab of the file "PA_Act_Memo_Additional_Exhibits_GHP_Indiv_20180924.xlsx".

Tobacco Factor

A standard **10%** load is applied for applicants who indicate tobacco usage by affirmatively answering the question— "Have you used tobacco at least four times a week for the past six months?" This load assumption was validated using the study "*Impact of height, weight, and smoking on medical claims costs*", a research report done by Milliman to update their Medical Underwriting Guidelines in April 2009. We utilized the 2017 ACA compliant population to determine the percentage of members that admit to the use of tobacco and pay the increased premium for their entire contract in 2017. The average tobacco factor is shown on Table 7 and developed on the 'Tobacco_Calibration' tab of the file "PA_Act_Memo_Additional_Exhibits_GHP_Indiv_20180924.xlsx".

Table 12 shows the age bands, age factors and tobacco factors where it demonstrates that the tobacco factors are uniform across all age bands (for 18+).

Benefit Richness (Induced Demand)

Induced Demand factors are applied to each metallic to reflect the expected utilization, not the expected health status. To ensure revenue neutrality, a normalization factor is applied. The average benefit richness factor is shown on Table 7 and the factors by plan ID are developed on the 'Induced_Util_Exhibit' of the file "PA_Act_Memo_Additional_Exhibits_GHP_Indiv_20180924.xlsx".

Network Factors

Only one network rating factor per market is used for each network. This is shown in Table 14.

Components of Rate Change

Table 8 shows the components of the Rate Change developed in this filing. The key drivers of this increase are the annual claims trend, changes in the federal risk adjustment program and changes to the adjustment for CSR defunding. Table 9 supports the calculations in Table 8. In the 2018, the CSR defunding adjustment factor was applied in the Catastrophic Eligibility field. For the 2019 filing, the PID has added a separate field for the non-funding of CSR adjustment. This change in adjustment factor is causing the sum in column H to not be similar to the percent change in column A.

The amounts shown in the 2018 columns for B, C, D and E match those entered in the 2018 column in the plan year 2018 rate filing. The amounts shown in the 2018 columns for A, F and H do not match those entered in the 2018 rate filing due to the shift in enrollment between what was projected in the 2108 rate filing and the Feb 2018 enrollment.

3. Plan Rate Development

The projected market-adjusted index rate is used to develop the calibrated plan adjusted index rates in columns Z and AA of Table 10. Each plan's rate is developed as the product of the market-adjusted index rate, the allowable factor and calibration for age, geography and tobacco. Due to the division of service areas explained below there are many new plans on Table 10.

Column P of Table 10 has the CSR Defunding Adjustment of 1.20 applied to the on-Exchange silver plans, as instructed by the PID.

Each plan is identified as either modified, new, discontinued & mapped, or existing. Discontinued plans are mapped to plans that will be in existence in 2019. Column G lists the metallic tier. This is the value we calculated using the HHS Actuarial Value Calculator. Screen shots of this calculation are provided in the file "AV Screen Shots GHP Indiv 20180508.pdf." The Actuarial Certification, at the end of this document, includes attestation that the Federal AV calculator was used to determine the metallic values. Please also refer to the "AV_UniquePlanDesigned_GHP_Indiv_20180514.pdf" document for further details. Columns L and N were normalized using projected (CY2019) membership. The supporting exhibit for column L ["Benefit Richness (induced demand)"] is shown on the 'Induced_Util_Exhibit' tab of the file "PA_Act_Memo_Additional_Exhibits_GHP_Indiv_20180924.xlsx".

4. Plan Premium Development for 21-Year-Old Non-Tobacco User

The projected calibrated plan-adjusted index rate is used to develop the 21-year-old non-tobacco premium in the individual market. These rates are displayed on Table 10, column AA. Table 11 uses the 21-year-old non-tobacco premiums from Table 10, adjusted by the current approved geographic factors (from Table 13), to develop the 21-year-old non-tobacco premiums by rating area.

Consumer Adjusted Premium Rate Development

The Consumer Adjusted Premium Rates are developed by applying the following allowable rating factors to the calibrated Plan Adjusted Index Rates:

1. Age – reflecting the HHS defined age curve
2. Geographic – as discussed above
3. Tobacco status – as discussed above.

The final Premium rates for all filed benefit plans are displayed in the QHP Rating Template.

Network Factors

Only one network rating factor per market is used for each network. This is shown in Table 14.

Service Area Composition

For 2019, Geisinger Health Plan has made several modifications to its service area designations to better support a market-based approach to product offerings. GHP will maintain the same counties of operation from 2018, with the added expansion of one additional county in Rating Area 2. To preserve flexibility and align with unique regional and network characteristics, some counties are assigned as standalone service areas, while others have been grouped with similarly-situated geographies. All counties and service areas are defined in the QHP Service Area template. These service areas are defined on the “Service Areas” tab of the file “PA_Act_Memo_Additional_Exhibits_GHP_Indiv_20180924.xlsx”.

Composite Rating

Composite rating is not used.

Terminated Plans and Products

No products are being terminated. Terminated plans are noted on Table 10 as DM. Additionally, the following plan HIOS IDs are being removed from the filing as of September 25, 2018: 22444PA0010114, 22444PA0010115, 22444PA0010116, 22444PA0010117, 22444PA0010118, 22444PA0010119, 22444PA0010120, 22444PA0010121, 22444PA0010122, 22444PA0010123, 22444PA0010124, 22444PA0010125, 22444PA0010126, 22444PA0010127, 22444PA0010128.

Plan Type

All plan offerings meet the plan type definitions available in the URRT Worksheet 2, Section I.

Changes to URRT

We acknowledge that each time the URRT is changed in SERFF, it will also be updated in HIOS.

Reliance

We relied on the Department’s projected risk adjustment payment for 2019.

Warning Alerts

The following Warning Alerts are noted in Worksheet 2 as described below.

- **Total Premium row 83:** The total premium in row 83 of Worksheet 2 includes the adjustment for the CSR Defunding, while worksheet 1 does not include an adjustment for that factor. Therefore, the premium totals do not match.

Additional Exhibits

The following required exhibits have been uploaded in SERFF under the tabs noted next to the exhibit:


- Department Plan Design Summary – submitted under the “Rate/Rule Schedule” tab;
- Service Area Map – submitted under the “Supporting Documentation” tab.

Actuarial Certification

I certify that:

1. I am a member of the American Academy of Actuaries, meet the Qualification Standards for Actuaries Issuing Statements of Actuarial Opinion in the United States promulgated by the American Academy of Actuaries, and have the education and experience necessary to perform this work.
2. The projected Index Rate is:
 - a. In compliance with all applicable state and Federal regulations including 45 CFR 156.80(d)(1)
 - b. Developed in compliance with the applicable Actuarial Standards of Practice,
 - c. Is reasonable in relation to the benefits provided and the population anticipated to be covered,
 - d. Is neither excessive nor deficient based on available information.
3. The Index Rate is used to develop the plan level rates using only the allowable modifiers in accordance with 45 CFR 156.80(d)(1) and 45 CFR 156.80(d)(2).
4. The essential health benefits are determined in accordance with 45 CFR Part 156 and that the percentage of total premium (in Worksheet 2, Sections III and IV of the URRT) that represents the essential health benefits is calculated in accordance with actuarial standards of practice.
5. The geographic rating factors reflect only differences in the costs of delivery and do not include differences for population morbidity by geographic area.
6. The Federal AV Calculator was utilized, with an acceptable alternative methodology when appropriate, to determine the AV Metal Values shown above and in Worksheet 2, Section I of the URRT, following ASOP 50. Please refer to the "AV_UniquePlanDesigned_GHP_Indiv_20180514.pdf" document for further details.
7. All factor, benefit and other changes from the prior (2018) approved filing have been disclosed in the actuarial memorandum.
8. New plans have not been considered modifications of existing plans under the uniform modification standards in 45 CFR 147.106.
9. The information presented in the PA Actuarial Memorandum and PA Actuarial Memorandum Rate Exhibits is consistent with the information presented in the 2019 Rate Filing Justification.

I confirm that the rates submitted comply with the ACA rating requirements and with the Single Risk Pool per market requirement. The URRT does not demonstrate the process used to develop the rates. Rather it represents information required by Federal regulation to be provided in support of the review of rate increases, for certification of Qualified Health Plans for Federally-facilitated Marketplaces, and for certification that the Index Rate is developed in accordance with Federal regulation and used consistently and only adjusted by the allowable modifiers.



Sarah MacDerment
FSA, MAAA
Attesting Actuary

9/24/2018
Date

Carrier Name:	Geisinger Health Plan
Product(s):	HMO, POS
Market Segment:	Individual
Rate Effective Date:	1/1/2019

Table 2b. Manual Experience Period Claims and Premiums

Earned Premium	Paid Claims	Ultimate Incurred Claims	Member Months	Estimated Cost Sharing (Member & HHS)	Allowed Claims (Non-Capitated)	Non-EHB portion of Allowed Claims	Total Prescription Drug Rebates*	Total EHB Capitation	Total Non-EHB Capitation	Estimated Risk Adjustment
\$ 343,326,129.60	\$ 238,024,676.51	\$ 244,593,486.93	519,653	\$ 60,316,946.26	\$ 304,910,433.19	\$ -	\$ (4,939,239.72)	\$ 10,544,565.40	\$ -	\$ (12,494,747.00)
Experience Period Total Allowed EHB Claims + EHB Capitation PMPM (net of prescription drug rebates)										\$ 597.54
Loss Ratio										75.63%

*Express Prescription Drug Rebates as a negative number

Table 3b. Manual Trend Components

Service Category	Cost*	Utilization*	Induced Utilization*	Composite URRT Trend**	Weight*
Inpatient Hospital	2.22%	0.03%	3.90%	6.24%	22.24%
Outpatient Hospital	0.91%	2.75%	6.15%	10.07%	40.24%
Professional	2.37%	0.67%	1.16%	4.25%	20.02%
Other Medical	0.00%	0.00%	0.00%	0.00%	0.00%
Capitation				5.00%	3.35%
Prescription Drugs	14.31%	0.99%	-2.93%	12.06%	14.15%
Total Annual Trend				8.20%	100.00%
Months of Trend				24	
Total Applied Trend Projection Factor				1.171	

* Express Cost, Utilization, Induced Utilization and Weight as percentages

** Should = URRT Trend

Table 4b. Historical Manual Experience

Month-Year	Total Annual Premium	Incurred Claims	Completion Factors*	Ultimate Incurred Claims	Members	Ultimate Incurred PMPM	Estimated Annual Cost Sharing (Member + HHS)	Prescription Drug Rebates**	Allowed Claims (Net of Prescription Drug Rebates)	Allowed PMPM
Jan-14	\$ 304,346,074.10	\$ 22,134,487.69	1.0000	\$ 22,134,487.69	68,727	\$ 322.06	\$ 40,251,331.01	\$ (386,861.39)	\$ 26,159,026.36	\$ 380.62
Feb-14		\$ 21,454,386.29	1.0000	\$ 21,454,386.29	67,922	\$ 315.87		\$ (357,377.88)	\$ 24,908,643.67	\$ 366.72
Mar-14		\$ 22,311,224.02	1.0000	\$ 22,311,224.02	68,311	\$ 327.00		\$ (380,441.24)	\$ 26,009,588.14	\$ 381.20
Apr-14		\$ 22,108,464.62	1.0000	\$ 22,108,464.62	66,866	\$ 330.64		\$ (406,481.90)	\$ 25,730,977.14	\$ 384.81
May-14		\$ 23,399,460.86	1.0000	\$ 23,399,460.86	66,675	\$ 350.95		\$ (407,888.04)	\$ 26,777,975.21	\$ 401.62
Jun-14		\$ 21,202,529.56	1.0000	\$ 21,202,529.56	65,653	\$ 322.95		\$ (342,713.38)	\$ 24,413,795.90	\$ 371.86
Jul-14		\$ 21,337,468.10	1.0000	\$ 21,337,468.10	63,861	\$ 334.12		\$ (387,927.47)	\$ 24,583,680.84	\$ 384.96
Aug-14		\$ 21,778,187.47	1.0000	\$ 21,778,187.47	64,574	\$ 337.26		\$ (389,559.03)	\$ 24,913,690.26	\$ 385.82
Sep-14		\$ 21,673,635.31	1.0000	\$ 21,673,635.31	63,381	\$ 341.96		\$ (385,330.40)	\$ 24,809,685.35	\$ 391.44
Oct-14		\$ 22,720,525.65	1.0000	\$ 22,720,525.65	63,238	\$ 358.70		\$ (415,619.75)	\$ 26,193,842.43	\$ 413.62
Nov-14		\$ 20,324,545.49	1.0000	\$ 20,324,545.49	63,365	\$ 320.75		\$ (376,546.11)	\$ 23,147,412.14	\$ 365.30
Dec-14		\$ 20,935,427.86	1.0000	\$ 20,935,427.86	63,091	\$ 331.83		\$ (407,859.75)	\$ 23,983,356.29	\$ 380.14
Jan-15	\$ 297,321,129.91	\$ 22,194,731.72	1.0000	\$ 22,194,731.72	61,822	\$ 359.01	\$ 39,096,421.15	\$ (441,598.18)	\$ 25,869,275.26	\$ 418.45
Feb-15		\$ 19,828,896.40	1.0000	\$ 19,828,896.40	62,616	\$ 316.67		\$ (419,602.96)	\$ 23,263,515.05	\$ 371.53
Mar-15		\$ 23,283,534.64	1.0000	\$ 23,283,534.64	61,960	\$ 375.78		\$ (445,548.28)	\$ 26,915,994.92	\$ 434.41
Apr-15		\$ 22,195,004.46	1.0000	\$ 22,195,004.46	61,318	\$ 361.97		\$ (450,011.44)	\$ 25,597,609.73	\$ 417.46
May-15		\$ 21,778,374.81	1.0000	\$ 21,778,374.81	60,671	\$ 358.96		\$ (457,824.23)	\$ 24,924,598.77	\$ 410.85
Jun-15		\$ 20,811,308.46	1.0000	\$ 20,811,308.46	59,625	\$ 349.04		\$ (471,798.03)	\$ 23,977,792.69	\$ 402.14
Jul-15		\$ 21,855,685.99	1.0000	\$ 21,855,685.99	58,871	\$ 371.25		\$ (481,720.32)	\$ 24,981,248.20	\$ 424.34
Aug-15		\$ 19,248,696.00	1.0000	\$ 19,248,696.00	58,986	\$ 326.33		\$ (488,395.42)	\$ 22,232,701.88	\$ 376.91
Sep-15		\$ 20,880,035.73	1.0000	\$ 20,880,035.73	59,932	\$ 348.40		\$ (474,315.90)	\$ 23,970,352.08	\$ 399.96
Oct-15		\$ 22,919,535.83	1.0000	\$ 22,919,535.83	60,621	\$ 378.08		\$ (511,625.33)	\$ 26,198,361.96	\$ 432.17
Nov-15		\$ 20,830,444.07	1.0000	\$ 20,830,444.07	60,208	\$ 345.97		\$ (483,753.61)	\$ 23,844,001.18	\$ 396.03
Dec-15		\$ 21,980,385.48	1.0000	\$ 21,980,385.48	60,022	\$ 366.21		\$ (505,052.38)	\$ 25,125,603.02	\$ 418.61
Jan-16	\$ 319,193,255.27	\$ 20,943,767.43	1.0000	\$ 20,943,767.43	60,868	\$ 344.09	\$ 44,200,031.98	\$ (494,504.69)	\$ 24,704,877.99	\$ 405.88
Feb-16		\$ 22,318,997.92	1.0000	\$ 22,318,997.92	60,622	\$ 368.17		\$ (513,443.10)	\$ 26,140,128.25	\$ 431.20
Mar-16		\$ 25,667,756.27	1.0000	\$ 25,667,756.27	60,681	\$ 422.99		\$ (560,380.28)	\$ 29,784,369.23	\$ 490.84
Apr-16		\$ 23,660,286.00	1.0000	\$ 23,660,286.00	61,476	\$ 384.87		\$ (502,049.23)	\$ 27,301,138.55	\$ 444.09
May-16		\$ 23,082,834.44	1.0000	\$ 23,082,834.44	61,450	\$ 375.64		\$ (515,282.98)	\$ 26,670,331.23	\$ 434.02
Jun-16		\$ 26,749,371.56	1.0000	\$ 26,749,371.56	61,911	\$ 432.06		\$ (520,508.52)	\$ 30,258,229.24	\$ 488.74
Jul-16		\$ 22,445,741.47	1.0000	\$ 22,445,741.47	62,287	\$ 360.36		\$ (520,535.09)	\$ 25,776,383.24	\$ 413.83
Aug-16		\$ 23,748,619.55	1.0000	\$ 23,748,619.55	62,944	\$ 377.30		\$ (605,976.61)	\$ 27,444,155.93	\$ 436.01
Sep-16		\$ 23,617,459.69	1.0000	\$ 23,617,459.69	62,876	\$ 375.62		\$ (572,584.91)	\$ 27,102,216.82	\$ 431.04
Oct-16		\$ 23,557,505.26	1.0000	\$ 23,557,505.26	64,247	\$ 366.67		\$ (632,029.98)	\$ 27,526,924.03	\$ 428.45
Nov-16		\$ 25,799,405.78	1.0000	\$ 25,799,405.78	64,230	\$ 401.67		\$ (661,165.84)	\$ 29,459,296.31	\$ 458.65
Dec-16		\$ 24,121,086.46	1.0000	\$ 24,121,090.01	63,303	\$ 381.04		\$ (681,548.55)	\$ 27,744,816.54	\$ 438.29
Jan-17	\$ 337,525,701.50	\$ 23,344,664.05	1.0000	\$ 23,344,667.93	64,444	\$ 362.25	\$ 49,058,363.08	\$ (657,468.69)	\$ 28,035,668.21	\$ 435.04
Feb-17		\$ 23,623,428.58	0.9993	\$ 23,640,061.17	63,816	\$ 370.44		\$ (615,649.14)	\$ 27,933,171.16	\$ 437.71
Mar-17		\$ 25,082,162.68	0.9990	\$ 25,108,259.05	63,075	\$ 388.07		\$ (642,440.74)	\$ 29,372,864.78	\$ 465.68
Apr-17		\$ 24,298,801.67	0.9987	\$ 24,331,233.83	62,949	\$ 386.52		\$ (513,736.33)	\$ 28,435,493.41	\$ 451.72
May-17		\$ 27,798,312.85	0.9926	\$ 28,004,541.97	62,653	\$ 446.98		\$ (572,887.31)	\$ 32,312,124.90	\$ 515.73
Jun-17		\$ 26,556,523.51	0.9974	\$ 26,625,487.58	62,605	\$ 425.29		\$ (550,205.70)	\$ 30,612,498.13	\$ 488.98
Jul-17		\$ 24,579,307.59	0.9966	\$ 24,663,723.25	62,135	\$ 396.94		\$ (558,768.67)	\$ 28,495,435.56	\$ 458.61
Aug-17		\$ 26,322,189.88	0.9940	\$ 26,480,099.07	61,618	\$ 429.75		\$ (607,256.33)	\$ 30,720,173.92	\$ 498.56
Sep-17		\$ 23,939,406.88	0.9833	\$ 24,345,686.79	59,478	\$ 409.32		\$ (543,253.38)	\$ 28,085,964.74	\$ 472.21
Oct-17		\$ 25,241,518.07	0.9782	\$ 25,804,817.50	58,819	\$ 438.70		\$ (515,056.86)	\$ 29,890,077.69	\$ 508.22
Nov-17		\$ 23,453,813.93	0.9240	\$ 25,383,383.96	58,813	\$ 431.59		\$ (504,404.66)	\$ 29,281,199.39	\$ 497.87
Dec-17		\$ 23,331,830.97	0.9193	\$ 25,381,219.01	58,774	\$ 431.84		\$ (499,433.87)	\$ 28,996,772.09	\$ 493.36

* Express Completion Factor as a percentage

**Express Prescription Drug Rebates as a negative number

PA Rate Template Part II

Rate Development and Change

Carrier Name:	Geisinger Health Plan
Product(s):	HMO, POS
Market Segment:	Individual
Rate Effective Date:	1/1/2019

Table 5. Development of the Projected Index Rate, Market-Adjusted Index Rate, and Total Allowed Claims

Development of the Projected Index Rate	Actual Experience Data	Manual Data	
Total Allowed EHB Claims + EHB Capitation PMPM (net of prescription drug rebates) PMPM	\$ 597.26	\$ 597.54	< Actual Experience PMPM should be consistent with the Index Rate for Experience Period on URRT
Two year trend projection factor	1.170	1.171	
Unadjusted Projected Allowed EHB Claims PMPM	\$ 698.74	\$ 699.55	
Single Risk Pool Adjustment Factors			
Change in Morbidity	1.000	1.150	< See URRT Instructions
Change in Other	1.000	0.985	
Change in Demographics	1.000	0.982	< See URRT Instructions
Change in Network	1.000	1.000	< See URRT Instructions
Change in Benefits	1.000	1.002	< See URRT Instructions
Change in Other	1.000	1.002	< See URRT Instructions
Total Adjusted Projected Allowed EHB Claims PMPM	\$ 698.74	\$ 792.71	
Credibility Factors	0%	100%	< See Instructions
Blended Projected EHB Claims PMPM		\$ 792.71	< Projected Index Rate
Development of the Market-Adjusted Index Rate and Total Allowed Claims			
Adjusted Projected Allowed EHB Claims PMPM	\$ 792.71		< Index Rate for Projection Period on URRT - Individual or First Quarter Small Group
Adjusted Projected Allowed EHB Claims PMPM [will only populate for small group filings]	\$ 0.906		< Paid to Allowed Average Factor in Projection Period on URRT
Projected Paid to Allowed Ratio			
Projected Paid EHB Claims PMPM	\$ 638.69		
Market-wide Adjustments			
Projected Risk Adjustment PMPM	\$ (28.65)		
Projected Paid Exchange User Fees PMPM	\$ 24.58		
Market-Adjusted Projected Paid EHB Claims PMPM	\$ 691.92		
Market-Adjusted Projected Allowed EHB Claims PMPM	\$ 858.78		< Market-Adjusted Index Rate
Projected Allowed Non-EHB Claims PMPM	\$ -		
Market-Adjusted Projected Paid Total Claims PMPM	\$ 691.92		
Market-Adjusted Projected Allowed Total Claims PMPM	\$ 858.78		

Table 6. Retention

Retention Items - Express in percentages	Percentages	PMPM Amounts	
Administrative Expenses	-5.17%	\$38.54	
General and Claims	4.17%	\$31.08	
Agent/Broker Fees and Commissions	0.00%	\$0.00	
Quality Improvement Initiatives	1.00%	\$7.45	
Taxes and Fees	0.00%	\$0.03	
PCORI Fees	0.00%	\$0.00	
PA Premium Tax (if applicable)	0.00%	\$0.00	
Federal Income Tax	0.01%	\$0.07	
Health Insurance Providers Fee (Prorated for Small Groups only)	0.00%	\$0.00	
Profit/Contingency (after tax)	2.00%	\$14.91	
Total Retention	7.17%	\$53.48	
Projected Required Revenue PMPM		\$ 745.40	< Single Pool Gross Premium Avg. Rate, PMPM on URRT

Table 8. Components of Rate Change

Rate Components	2018	2019	Difference	Percent Change
A. Calibrated Plan Adjusted Index Rate (PMPM)	\$ 398.69	\$ 397.08	\$ -1.62	-0.4%
B. Base period allowed claims before normalization	\$ 563.10	\$ 597.54	\$ 34.44	8.6%
C. Normalization factor component of change	\$ (207.22)	\$ (241.99)	\$ -34.77	-8.7%
D. Change in Normalized Allowed Claims Adjustment Components				
D1. Base period allowed claims after normalization	\$ 355.88	\$ 355.55	\$ (0.33)	-0.1%
D2. URRT Trend	\$ 64.78	\$ 60.69	\$ (4.08)	-1.0%
D3. URRT Morbidity	\$ 80.48	\$ 62.44	\$ (18.05)	-4.5%
D4. URRT Other	\$ 3.74	\$ (7.00)	\$ (10.74)	-2.9%
D5. Normalized URRT RA/Ri on an allowed basis	\$ (7.60)	\$ 21.16	\$ 28.76	7.2%
D6. Normalized Exchange User Fee on an allowed basis	\$ 18.30	\$ 18.15	\$ (0.15)	0.0%
D7. Subtotal - Sum(D1-D6)	\$ 515.58	\$ 510.99	\$ (4.59)	-1.2%
E. Change in Allowable Plan Adjusted Level Components				
E1. Network	\$ 0.01	\$ -	\$ (0.01)	0.0%
E2. Pricing AV	\$ (118.00)	\$ (102.17)	\$ 15.88	4.0%
E3. Benefit Richness	\$ (88.64)	\$ (71.91)	\$ 16.73	4.2%
E4. Catastrophic Eligibility	\$ 96.75	\$ (0.34)	\$ (97.09)	-24.4%
E5. Subtotal - Sum(E1-E4)	\$ (109.95)	\$ (174.43)	\$ (64.48)	-16.2%
F. Change in Retention Components				
F1. Administrative Expenses	\$ 23.80	\$ 20.53	\$ (3.27)	-0.8%
F2. Taxes and Fees	\$ 4.06	\$ 0.02	\$ (4.04)	-1.0%
F3. Profit and/or Contingency	\$ 7.97	\$ 7.94	\$ (0.03)	0.0%
F4. Subtotal - Sum(F1-F3)	\$ 35.84	\$ 28.49	\$ (7.35)	-1.8%
G. Change in Miscellaneous Items	\$ -	\$ -	\$ -	0.0%
H. Sum of Components of Rate Change (should approximate the change shown in line A)	\$ 441.47	\$ 365.05	\$ (76.42)	-19.2%

For Informational Purposes only - No input required.

Blended Base Period Unadjusted Claims before Normalization	\$ 597.54	< Index Rate of Experience Period on URRT
Blended Earned Premium	\$ 343,326,129.60	
Blended Loss Ratio	75.63%	

Table 5A. Small Group Projected Index Rate with Quarterly Trend

Effective Date	1/1/2019	4/1/2019	7/1/2019	10/1/2019	Total Single Risk Pool
# of Member Months Renewing in Quarter					-
Adjusted Projected Allowed EHB Claims PMPM Q1	\$ 792.71	\$ 792.71	\$ 792.71	\$ 792.71	\$ 792.71
Months of Trend		3	6	9	
Annual Trend	8.20%	8.20%	8.20%	8.20%	
Single Risk Pool Projected Allowed Claims	\$ 792.71	\$ 808.48	\$ 824.57	\$ 840.97	\$ -
Quarterly Trend Factor	100.0%	102.0%	104.0%	106.1%	0.0%
2019 Trend Factors by Quarter	#DIV/0!	#DIV/0!	#DIV/0!	#DIV/0!	

Table 7. Normalized Market-Adjusted Projected Allowed Total Claims

Normalization Factors	2018	2019
Average Age Factor	1.960	1.950
Average Geographic Factor	1.084	1.090
Average Tobacco Factor	1.010	1.009
Average Benefit Richness (induced demand)	0.777	0.824
Average Network Factor	1.000	1.000
Market-Adjusted Projected Allowed Total Claims PMPM	\$ 815.79	\$ 858.78
Normalized Market-Adjusted Projected Allowed Total Claims PMPM	\$ 515.58	\$ 510.99

Table 9. Year-over-Year Data to Support Table 8

	2018	2019	
Paid-to-Allowed	0.771	0.806	
URRT Trend (Total Applied Trend Factor)	1.182	1.171	< URRT W1, S2
URRT Morbidity	1.191	1.150	< URRT W1, S2
URRT "Other"	1.007	0.985	< URRT W1, S2
Risk Adjustment	\$ (9.27)	\$ 28.65	< URRT W1, S3
Exchange User Fee	\$ 22.33	\$ 24.58	< URRT W1, S3
Capitation	\$ 16.88	\$ 20.30	< URRT W1, S2
Network	1.000	1.000	
Pricing AV	0.771	0.800	
Benefit Richness	0.777	0.824	
Catastrophic Eligibility	1.313	0.999	
Administrative Expenses	5.97%	5.17%	
Taxes and Fees	1.02%	0.00%	
Profit and/or Contingency	2.00%	2.00%	

PA Rate Template Part III

Table 10. Plan Rates

Carrier Name:	Geisinger Health Plan
Product(s):	HMO, POS
Market Segment:	Individual
Rate Effective Date:	1/1/2019
Base Period Start Date	1/1/2017
Date of Most Recent Membership	2/1/2018
Market Adjusted Index Rate	\$ 858.78

Plan Number	HIOS Plan ID (Standard Component)	Plan Type (HMO, POS, PPO, EPO, Indemnity, Other)	1/1/2018 Plan Marketing Name	Existing, Modified, New, Discontinued & Mapped, Discontinued & Not Mapped (E,M,N,DM, DNM) for 2019	1/1/2019 Plan HIOS Plan ID (If 1/1/2018 Plan Discontinued & Mapped)	Metallic Tier	Metallic Tier Actuarial Value	Standard AV, Approach (1), Approach (2)	Exchange On/Off or Off	Pricing AV (company-determined AV)	Benefit Richness (induced demand)
-------------	-----------------------------------	--	------------------------------	--	---	---------------	-------------------------------	---	------------------------	------------------------------------	-----------------------------------

Totals							0.736		0.800	0.998	
Transitional Plans	TRANSITIONAL	N/A	TRANSITIONAL	DNM	TRANSITIONAL	N/A	N/A	N/A	N/A	N/A	N/A
Plan 1a	22444PA0010035	HMO	Geisinger Marketplace HMO 20/40/3000	M	22444PA0010035	Gold	0.8005	Approach (1)	On/Off	0.845	1.061
Plan 1b	22444PA0010035	HMO	Geisinger Marketplace HMO 20/40/3000	DM	22444PA0010082	Gold	0.8005	Approach (1)	On/Off	0.845	1.061
Plan 1c	22444PA0010035	HMO	Geisinger Marketplace HMO 20/40/3000	DM	22444PA0010083	Gold	0.8005	Approach (1)	On/Off	0.845	1.061
Plan 1d	22444PA0010035	HMO	Geisinger Marketplace HMO 20/40/3000	DM	22444PA0010084	Gold	0.8005	Approach (1)	On/Off	0.845	1.061
Plan 1e	22444PA0010035	HMO	Geisinger Marketplace HMO 20/40/3000	DM	22444PA0010085	Gold	0.8005	Approach (1)	On/Off	0.845	1.061
Plan 1f	22444PA0010035	HMO	Geisinger Marketplace HMO 20/40/3000	DM	22444PA0010086	Gold	0.8005	Approach (1)	On/Off	0.845	1.061
Plan 1g	22444PA0010035	HMO	Geisinger Marketplace HMO 20/40/3000	DM	22444PA0010087	Gold	0.8005	Approach (1)	On/Off	0.845	1.061
Plan 1h	22444PA0010035	HMO	Geisinger Marketplace HMO 20/40/3000	DM	22444PA0010088	Gold	0.8005	Approach (1)	On/Off	0.845	1.061
Plan 2	22444PA0010036	HMO	Geisinger Marketplace HMO 20/40/3000	M	22444PA0010036	Gold	0.8005	Approach (1)	On/Off	0.845	1.061
Plan 3a	22444PA0010037	HMO	Geisinger Marketplace HMO 20/40/3000	M	22444PA0010037	Gold	0.8005	Approach (1)	On/Off	0.845	1.061
Plan 3b	22444PA0010037	HMO	Geisinger Marketplace HMO 20/40/3000	DM	22444PA0010089	Gold	0.8005	Approach (1)	On/Off	0.845	1.061
Plan 4a	22444PA0010038	HMO	Geisinger Marketplace HMO 30/60/4650	M	22444PA0010038	Silver	0.7045	Approach (1)	On/Off	0.777	0.986
Plan 4b	22444PA0010038	HMO	Geisinger Marketplace HMO 30/60/4650	DM	22444PA0010098	Silver	0.7045	Approach (1)	On/Off	0.777	0.986
Plan 4c	22444PA0010038	HMO	Geisinger Marketplace HMO 30/60/4650	DM	22444PA0010099	Silver	0.7045	Approach (1)	On/Off	0.777	0.986
Plan 4d	22444PA0010038	HMO	Geisinger Marketplace HMO 30/60/4650	DM	22444PA0010100	Silver	0.7045	Approach (1)	On/Off	0.777	0.986
Plan 4e	22444PA0010038	HMO	Geisinger Marketplace HMO 30/60/4650	DM	22444PA0010101	Silver	0.7045	Approach (1)	On/Off	0.777	0.986
Plan 4f	22444PA0010038	HMO	Geisinger Marketplace HMO 30/60/4650	DM	22444PA0010102	Silver	0.7045	Approach (1)	On/Off	0.777	0.986
Plan 4g	22444PA0010038	HMO	Geisinger Marketplace HMO 30/60/4650	DM	22444PA0010103	Silver	0.7045	Approach (1)	On/Off	0.777	0.986
Plan 4h	22444PA0010038	HMO	Geisinger Marketplace HMO 30/60/4650	DM	22444PA0010104	Silver	0.7045	Approach (1)	On/Off	0.777	0.986
Plan 5	22444PA0010039	HMO	Geisinger Marketplace HMO 30/60/4650	M	22444PA0010039	Silver	0.7045	Approach (1)	On/Off	0.777	0.986
Plan 6	22444PA0010040	HMO	Geisinger Marketplace HMO 30/60/4650	M	22444PA0010040	Silver	0.7045	Approach (1)	On/Off	0.777	0.986
Plan 7a	22444PA0010041	HMO	Geisinger Marketplace HMO 30/60/4650	M	22444PA0010041	Silver	0.7045	Approach (1)	On/Off	0.777	0.986
Plan 7b	22444PA0010041	HMO	Geisinger Marketplace HMO 30/60/4650	DM	22444PA0010105	Silver	0.7045	Approach (1)	On/Off	0.777	0.986
Plan 8	22444PA0010042	HMO	Geisinger Marketplace HMO 20/40/3000	M	22444PA0010042	Gold	0.8005	Approach (1)	On/Off	0.845	1.061
Plan 9	22444PA0010043	HMO	Geisinger Marketplace Select HMO 20/40/3000	DM	22444PA0010036	Gold	0.8005	Approach (1)	On/Off	0.845	1.061
Plan 10	22444PA0010044	HMO	Geisinger Marketplace Select HMO 30/60/4650	DM	22444PA0010040	Silver	0.7045	Approach (1)	On/Off	0.777	0.986
Plan 11a	22444PA0010045	HMO	Geisinger Marketplace Extra HMO 10/50/500	M	22444PA0010045	Gold	0.8028	Approach (1)	On/Off	0.852	1.061
Plan 11b	22444PA0010045	HMO	Geisinger Marketplace Extra HMO 10/50/500	DM	22444PA0010076	Gold	0.8028	Approach (1)	On/Off	0.852	1.061
Plan 11c	22444PA0010045	HMO	Geisinger Marketplace Extra HMO 10/50/500	DM	22444PA0010077	Gold	0.8028	Approach (1)	On/Off	0.852	1.061
Plan 11d	22444PA0010045	HMO	Geisinger Marketplace Extra HMO 10/50/500	DM	22444PA0010078	Gold	0.8028	Approach (1)	On/Off	0.852	1.061
Plan 11e	22444PA0010045	HMO	Geisinger Marketplace Extra HMO 10/50/500	DM	22444PA0010079	Gold	0.8028	Approach (1)	On/Off	0.852	1.061
Plan 11f	22444PA0010045	HMO	Geisinger Marketplace Extra HMO 10/50/500	DM	22444PA0010080	Gold	0.8028	Approach (1)	On/Off	0.852	1.061
Plan 11g	22444PA0010045	HMO	Geisinger Marketplace Extra HMO 10/50/500	DM	22444PA0010081	Gold	0.8028	Approach (1)	On/Off	0.852	1.061
Plan 12	22444PA0010046	HMO	Geisinger Marketplace Extra HMO 10/50/500	E	22444PA0010046	Gold	0.8028	Approach (1)	On/Off	0.852	1.061
Plan 13a	22444PA0010047	HMO	Geisinger Marketplace Extra HMO 10/50/4500	M	22444PA0010047	Silver	0.7032	Approach (1)	On/Off	0.742	0.986
Plan 13b	22444PA0010047	HMO	Geisinger Marketplace Extra HMO 10/50/4500	DM	22444PA0010134	Silver	0.7032	Approach (1)	On/Off	0.742	0.986

PA Rate Template Part III

Table 10. Plan Rates

Carrier Name: Geisinger Health Plan
 Product(s): HMO, POS
 Market Segment: Individual
 Rate Effective Date: 1/1/2019
 Base Period Start Date: 1/1/2017
 Date of Most Recent Membership: 2/1/2018
 Market Adjusted Index Rate: \$ 858.78

Calibration	
Age Calibration Factor	1.850
Geographic Calibration Factor	1.090
Tobacco Calibration Factor	0.991
Aggregate Calibration Factor	1.998

Total Covered Lives @ 02-01-2018
60,505

Plan Number	HIOS Plan ID (Standard Component)	Plan Type (HMO, POS, PPO, EPO, Indemnity, Other)	Benefits in addition to EHB	Provider Network	Catastrophic Eligibility	Non-Funding of CSR Adjustment	Pure Premium	Admin Costs	Taxes & Fees (not including Exchange fees)	Profit or Contingency
-------------	-----------------------------------	--	-----------------------------	------------------	--------------------------	-------------------------------	--------------	-------------	--	-----------------------

Total Covered Lives Mapped into 2019 Plans @ 02-01-2018	Total Policyholders @ 02-01-2018
---	----------------------------------

Totals 1.000 1.000 0.999 1.075 \$ 736.58 5.2% 0.0% 2.0%

60,505 44,110

Transitional Plans	TRANSITIONAL	N/A	N/A	N/A	N/A	N/A	N/A	N/A	N/A	N/A
Plan 1a	22444PA0010035	HMO	1.000	1.000	1.000	1.000	769.3130618	5.2%	0.0%	2.0%
Plan 1b	22444PA0010035	HMO	1.000	1.000	1.000	1.000	\$769.31	5.2%	0.0%	2.0%
Plan 1c	22444PA0010035	HMO	1.000	1.000	1.000	1.000	\$769.31	5.2%	0.0%	2.0%
Plan 1d	22444PA0010035	HMO	1.000	1.000	1.000	1.000	\$769.31	5.2%	0.0%	2.0%
Plan 1e	22444PA0010035	HMO	1.000	1.000	1.000	1.000	\$769.31	5.2%	0.0%	2.0%
Plan 1f	22444PA0010035	HMO	1.000	1.000	1.000	1.000	\$769.31	5.2%	0.0%	2.0%
Plan 1g	22444PA0010035	HMO	1.000	1.000	1.000	1.000	\$769.31	5.2%	0.0%	2.0%
Plan 1h	22444PA0010035	HMO	1.000	1.000	1.000	1.000	\$769.31	5.2%	0.0%	2.0%
Plan 2	22444PA0010036	HMO	1.000	1.000	1.000	1.000	\$769.31	5.2%	0.0%	2.0%
Plan 3a	22444PA0010037	HMO	1.000	1.000	1.000	1.000	\$769.31	5.2%	0.0%	2.0%
Plan 3b	22444PA0010037	HMO	1.000	1.000	1.000	1.000	\$769.31	5.2%	0.0%	2.0%
Plan 4a	22444PA0010038	HMO	1.000	1.000	1.000	1.200	\$789.04	5.2%	0.0%	2.0%
Plan 4b	22444PA0010038	HMO	1.000	1.000	1.000	1.200	\$789.04	5.2%	0.0%	2.0%
Plan 4c	22444PA0010038	HMO	1.000	1.000	1.000	1.200	\$789.04	5.2%	0.0%	2.0%
Plan 4d	22444PA0010038	HMO	1.000	1.000	1.000	1.200	\$789.04	5.2%	0.0%	2.0%
Plan 4e	22444PA0010038	HMO	1.000	1.000	1.000	1.200	\$789.04	5.2%	0.0%	2.0%
Plan 4f	22444PA0010038	HMO	1.000	1.000	1.000	1.200	\$789.04	5.2%	0.0%	2.0%
Plan 4g	22444PA0010038	HMO	1.000	1.000	1.000	1.200	\$789.04	5.2%	0.0%	2.0%
Plan 4h	22444PA0010038	HMO	1.000	1.000	1.000	1.200	\$789.04	5.2%	0.0%	2.0%
Plan 5	22444PA0010039	HMO	1.000	1.000	1.000	1.200	\$789.04	5.2%	0.0%	2.0%
Plan 6	22444PA0010040	HMO	1.000	1.000	1.000	1.200	\$789.04	5.2%	0.0%	2.0%
Plan 7a	22444PA0010041	HMO	1.000	1.000	1.000	1.200	\$789.04	5.2%	0.0%	2.0%
Plan 7b	22444PA0010041	HMO	1.000	1.000	1.000	1.200	\$789.04	5.2%	0.0%	2.0%
Plan 8	22444PA0010042	HMO	1.000	1.000	1.000	1.000	\$769.31	5.2%	0.0%	2.0%
Plan 9	22444PA0010043	HMO	1.000	1.000	1.000	1.000	\$769.31	5.2%	0.0%	2.0%
Plan 10	22444PA0010044	HMO	1.000	1.000	1.000	1.200	\$789.04	5.2%	0.0%	2.0%
Plan 11a	22444PA0010045	HMO	1.000	1.000	1.000	1.000	\$775.91	5.2%	0.0%	2.0%
Plan 11b	22444PA0010045	HMO	1.000	1.000	1.000	1.000	\$775.91	5.2%	0.0%	2.0%
Plan 11c	22444PA0010045	HMO	1.000	1.000	1.000	1.000	\$775.91	5.2%	0.0%	2.0%
Plan 11d	22444PA0010045	HMO	1.000	1.000	1.000	1.000	\$775.91	5.2%	0.0%	2.0%
Plan 11e	22444PA0010045	HMO	1.000	1.000	1.000	1.000	\$775.91	5.2%	0.0%	2.0%
Plan 11f	22444PA0010045	HMO	1.000	1.000	1.000	1.000	\$775.91	5.2%	0.0%	2.0%
Plan 11g	22444PA0010045	HMO	1.000	1.000	1.000	1.000	\$775.91	5.2%	0.0%	2.0%
Plan 12	22444PA0010046	HMO	1.000	1.000	1.000	1.000	\$775.91	5.2%	0.0%	2.0%
Plan 13a	22444PA0010047	HMO	1.000	1.000	1.000	1.200	\$753.76	5.2%	0.0%	2.0%
Plan 13b	22444PA0010047	HMO	1.000	1.000	1.000	1.200	\$753.76	5.2%	0.0%	2.0%

-	-
1,239	849
50	35
7	3
35	24
67	43
206	142
485	359
333	244
507	353
2,037	1,432
1,650	1,159
4,014	3,029
60	50
6	5
105	82
77	59
527	405
1,405	1,060
1,239	910
1,816	1,386
2,003	1,557
2,574	1,985
2,007	1,542
371	278
2,197	1,597
4,206	3,107
5,528	3,895
225	161
118	85
3,064	2,190
1,614	1,052
1,064	775
519	377
4,141	2,946
546	389
8	5

Table 10. Plan Rates

Plan Number	HIOS Plan ID (Standard Component)	Plan Type (HMO, POS, PPO, EPO, Indemnity, Other)	2018 Calibrated Plan Adjusted Index Rate PMPM	2019 Calibrated Plan Adjusted Index Rate PMPM
-------------	-----------------------------------	---	--	--

	% of Total Covered Lives
Individuals	95.0%
Small Groups	4.0%
Large Groups	1.0%

N/A
0.020477646

	N/A
0.020477646	
0.1%	
0.0%	
0.1%	
0.1%	
0.3%	
0.8%	
0.6%	
0.8%	
3.4%	
2.7%	
6.6%	
0.1%	
0.0%	
0.2%	
0.1%	
0.9%	
2.3%	
2.0%	
3.0%	
3.3%	
4.3%	
3.3%	
0.6%	
3.6%	
7.0%	
9.1%	
0.4%	
0.2%	
5.1%	
2.7%	
1.8%	
0.9%	
6.8%	
0.9%	
0.0%	

1	2	3	4	5	6	7	8	9

-	-	-	-	-	-	-	-	-
-	-	1,239	-	-	-	-	-	-
-	-	-	-	50	-	-	-	-
-	7	-	-	-	-	-	-	-
-	-	35	-	-	-	-	-	-
-	-	-	-	-	67	-	-	-
-	-	206	-	-	-	-	-	-
-	-	-	-	-	485	-	-	-
-	-	333	-	-	-	-	-	-
-	-	-	-	-	507	-	-	-
-	-	-	-	-	-	2,037	-	-
-	-	-	-	-	-	1,650	-	-
-	-	4,014	-	-	-	-	-	-
-	-	-	-	60	-	-	-	-
-	6	-	-	-	-	-	-	-
-	-	105	-	-	-	-	-	-
-	-	-	-	-	77	-	-	-
-	-	527	-	-	-	-	-	-
-	-	-	-	-	1,405	-	-	-
-	-	1,239	-	-	-	-	-	-
-	-	-	-	-	-	-	-	1,816
-	-	-	-	-	2,003	-	-	-
-	-	-	-	-	-	2,574	-	-
-	-	-	-	-	-	2,007	-	-
-	-	-	-	-	-	-	-	371
-	-	377	-	-	1,820	-	-	-
-	-	1,535	-	-	2,671	-	-	-
-	-	5,528	-	-	-	-	-	-
-	-	225	-	-	-	-	-	-
-	-	-	-	-	118	-	-	-
-	-	-	-	-	3,064	-	-	-
-	-	1,614	-	-	-	-	-	-
-	-	-	-	-	1,064	-	-	-
-	-	519	-	-	-	-	-	-
-	-	-	-	-	-	-	-	4,141
-	-	546	-	-	-	-	-	-
-	-	8	-	-	-	-	-	-

PA Rate Template Part III

Table 10. Plan Rates

Carrier Name:	Geisinger Health Plan
Product(s):	HMO, POS
Market Segment:	Individual
Rate Effective Date:	1/1/2019
Base Period Start Date	1/1/2017
Date of Most Recent Membership	2/1/2018
Market Adjusted Index Rate	\$ 858.78

Plan Number	HIOS Plan ID (Standard Component)	Plan Type (HMO, POS, PPO, EPO, Indemnity, Other)	Total	2019 Continued/ Discontinued Plans Indicator
-------------	-----------------------------------	---	-------	---

Totals **60,505**

Transitional Plans	TRANSITIONAL	N/A	-	0
Plan 1a	22444PA0010035	HMO	1,239	1
Plan 1b	22444PA0010035	HMO	50	1
Plan 1c	22444PA0010035	HMO	7	1
Plan 1d	22444PA0010035	HMO	35	1
Plan 1e	22444PA0010035	HMO	67	1
Plan 1f	22444PA0010035	HMO	206	1
Plan 1g	22444PA0010035	HMO	485	1
Plan 1h	22444PA0010035	HMO	333	1
Plan 2	22444PA0010036	HMO	507	1
Plan 3a	22444PA0010037	HMO	2,037	1
Plan 3b	22444PA0010037	HMO	1,650	1
Plan 4a	22444PA0010038	HMO	4,014	1
Plan 4b	22444PA0010038	HMO	60	1
Plan 4c	22444PA0010038	HMO	6	1
Plan 4d	22444PA0010038	HMO	105	1
Plan 4e	22444PA0010038	HMO	77	1
Plan 4f	22444PA0010038	HMO	527	1
Plan 4g	22444PA0010038	HMO	1,405	1
Plan 4h	22444PA0010038	HMO	1,239	1
Plan 5	22444PA0010039	HMO	1,816	1
Plan 6	22444PA0010040	HMO	2,003	1
Plan 7a	22444PA0010041	HMO	2,574	1
Plan 7b	22444PA0010041	HMO	2,007	1
Plan 8	22444PA0010042	HMO	371	1
Plan 9	22444PA0010043	HMO	2,197	1
Plan 10	22444PA0010044	HMO	4,206	1
Plan 11a	22444PA0010045	HMO	5,528	1
Plan 11b	22444PA0010045	HMO	225	1
Plan 11c	22444PA0010045	HMO	118	1
Plan 11d	22444PA0010045	HMO	3,064	1
Plan 11e	22444PA0010045	HMO	1,614	1
Plan 11f	22444PA0010045	HMO	1,064	1
Plan 11g	22444PA0010045	HMO	519	1
Plan 12	22444PA0010046	HMO	4,141	1
Plan 13a	22444PA0010047	HMO	546	1
Plan 13b	22444PA0010047	HMO	8	1

PA Rate Template Part III

Table 10. Plan Rates

Carrier Name:	Geisinger Health Plan
Product(s):	HMO, POS
Market Segment:	Individual
Rate Effective Date:	1/1/2019
Base Period Start Date	1/1/2017
Date of Most Recent Membership	2/1/2018
Market Adjusted Index Rate	\$ 858.78

Plan Number	HIOS Plan ID (Standard Component)	Plan Type (HMO, POS, PPO, EPO, Indemnity, Other)	1/1/2018 Plan Marketing Name	Existing, Modified, New, Discontinued & Mapped, Discontinued & Not Mapped (E,M,N,DM, DNM) for 2019	1/1/2019 Plan HIOS Plan ID (If 1/1/2018 Plan Discontinued & Mapped)	Metallic Tier	Metallic Tier Actuarial Value	Standard AV, Approach (1), Approach (2)	Exchange On/Off or Off	Pricing AV (company-determined AV)	Benefit Richness (induced demand)
-------------	-----------------------------------	--	------------------------------	--	---	---------------	-------------------------------	---	------------------------	------------------------------------	-----------------------------------

Totals							0.736			0.800	0.998
Plan 13c	22444PA0010047	HMO	Geisinger Marketplace Extra HMO 10/50/4500	DM	22444PA0010071	Silver	0.7032	Approach (1)	On/Off	0.742	0.986
Plan 13d	22444PA0010047	HMO	Geisinger Marketplace Extra HMO 10/50/4500	DM	22444PA0010072	Silver	0.7032	Approach (1)	On/Off	0.742	0.986
Plan 13e	22444PA0010047	HMO	Geisinger Marketplace Extra HMO 10/50/4500	DM	22444PA0010073	Silver	0.7032	Approach (1)	On/Off	0.742	0.986
Plan 13f	22444PA0010047	HMO	Geisinger Marketplace Extra HMO 10/50/4500	DM	22444PA0010074	Silver	0.7032	Approach (1)	On/Off	0.742	0.986
Plan 13g	22444PA0010047	HMO	Geisinger Marketplace Extra HMO 10/50/4500	DM	22444PA0010075	Silver	0.7032	Approach (1)	On/Off	0.742	0.986
Plan 14	22444PA0010048	HMO	Geisinger Marketplace Extra HMO 10/50/4500	E	22444PA0010048	Silver	0.7032	Approach (1)	On/Off	0.742	0.986
Plan 15a	22444PA0010053	HMO	Geisinger Marketplace HMO 30/60/6100	M	22444PA0010053	Bronze	0.6483	Approach (1)	On/Off	0.738	0.868
Plan 15b	22444PA0010053	HMO	Geisinger Marketplace HMO 30/60/6100	DM	22444PA0010106	Bronze	0.6483	Approach (1)	On/Off	0.738	0.868
Plan 15c	22444PA0010053	HMO	Geisinger Marketplace HMO 30/60/6100	DM	22444PA0010107	Bronze	0.6483	Approach (1)	On/Off	0.738	0.868
Plan 15d	22444PA0010053	HMO	Geisinger Marketplace HMO 30/60/6100	DM	22444PA0010108	Bronze	0.6483	Approach (1)	On/Off	0.738	0.868
Plan 15e	22444PA0010053	HMO	Geisinger Marketplace HMO 30/60/6100	DM	22444PA0010109	Bronze	0.6483	Approach (1)	On/Off	0.738	0.868
Plan 15f	22444PA0010053	HMO	Geisinger Marketplace HMO 30/60/6100	DM	22444PA0010110	Bronze	0.6483	Approach (1)	On/Off	0.738	0.868
Plan 15g	22444PA0010053	HMO	Geisinger Marketplace HMO 30/60/6100	DM	22444PA0010111	Bronze	0.6483	Approach (1)	On/Off	0.738	0.868
Plan 15h	22444PA0010053	HMO	Geisinger Marketplace HMO 30/60/6100	DM	22444PA0010112	Bronze	0.6483	Approach (1)	On/Off	0.738	0.868
Plan 16	22444PA0010054	HMO	Geisinger Marketplace HMO 30/60/6100	M	22444PA0010054	Bronze	0.6483	Approach (1)	On/Off	0.738	0.868
Plan 17	22444PA0010055	HMO	Geisinger Marketplace HMO 30/60/6100	M	22444PA0010055	Bronze	0.6483	Approach (1)	On/Off	0.738	0.868
Plan 18a	22444PA0010056	HMO	Geisinger Marketplace HMO 30/60/6100	M	22444PA0010056	Bronze	0.6483	Approach (1)	On/Off	0.738	0.868
Plan 18b	22444PA0010056	HMO	Geisinger Marketplace HMO 30/60/6100	DM	22444PA0010113	Bronze	0.6483	Approach (1)	On/Off	0.738	0.868
Plan 19	22444PA0010058	HMO	Geisinger Marketplace Select HMO 30/60/6100	DM	22444PA0010055	Bronze	0.6483	Approach (1)	On/Off	0.738	0.868
Plan 20a	22444PA0010063	HMO	Geisinger Marketplace HMO 30/60/4600	M	22444PA0010063	Silver	0.7052	Approach (1)	Off	0.777	0.986
Plan 20b	22444PA0010063	HMO	Geisinger Marketplace HMO 30/60/4600	DM	22444PA0010090	Silver	0.7052	Approach (1)	Off	0.777	0.986
Plan 20c	22444PA0010063	HMO	Geisinger Marketplace HMO 30/60/4600	DM	22444PA0010091	Silver	0.7052	Approach (1)	Off	0.777	0.986
Plan 20d	22444PA0010063	HMO	Geisinger Marketplace HMO 30/60/4600	DM	22444PA0010092	Silver	0.7052	Approach (1)	Off	0.777	0.986
Plan 20e	22444PA0010063	HMO	Geisinger Marketplace HMO 30/60/4600	DM	22444PA0010093	Silver	0.7052	Approach (1)	Off	0.777	0.986
Plan 20f	22444PA0010063	HMO	Geisinger Marketplace HMO 30/60/4600	DM	22444PA0010094	Silver	0.7052	Approach (1)	Off	0.777	0.986
Plan 20g	22444PA0010063	HMO	Geisinger Marketplace HMO 30/60/4600	DM	22444PA0010095	Silver	0.7052	Approach (1)	Off	0.777	0.986
Plan 20h	22444PA0010063	HMO	Geisinger Marketplace HMO 30/60/4600	DM	22444PA0010096	Silver	0.7052	Approach (1)	Off	0.777	0.986
Plan 21	22444PA0010064	HMO	Geisinger Marketplace HMO 30/60/4600	M	22444PA0010064	Silver	0.7052	Approach (1)	Off	0.777	0.986
Plan 22	22444PA0010065	HMO	Geisinger Marketplace HMO 30/60/4600	M	22444PA0010065	Silver	0.7052	Approach (1)	Off	0.777	0.986
Plan 23a	22444PA0010066	HMO	Geisinger Marketplace HMO 30/60/4600	M	22444PA0010066	Silver	0.7052	Approach (1)	Off	0.777	0.986
Plan 23b	22444PA0010066	HMO	Geisinger Marketplace HMO 30/60/4600	DM	22444PA0010097	Silver	0.7052	Approach (1)	Off	0.777	0.986
Plan 24	22444PA0010067	HMO	Geisinger Marketplace HMO 20/40/3000	E	22444PA0010067	Gold	0.8005	Approach (1)	On/Off	0.845	1.061
Plan 25	22444PA0010068	HMO	Geisinger Marketplace HMO 30/60/4650	E	22444PA0010068	Silver	0.7045	Approach (1)	On/Off	0.777	0.986
Plan 26	22444PA0010069	HMO	Geisinger Marketplace HMO 30/60/6100	E	22444PA0010069	Bronze	0.6483	Approach (1)	On/Off	0.738	0.868
Plan 27	22444PA0010070	HMO	Geisinger Marketplace HMO 30/60/4600	E	22444PA0010070	Silver	0.7052	Approach (1)	Off	0.777	0.986
Plan 28a	22444PA0040080	POS	Geisinger Marketplace Value	M	22444PA0040080	Catastrophic	0.57	Approach (1)	On/Off	0.687	0.886
Plan 28b	22444PA0040080	POS	Geisinger Marketplace Value	DM	22444PA0040085	Catastrophic	0.57	Approach (1)	On/Off	0.687	0.886

PA Rate Template Part III

Table 10. Plan Rates

Carrier Name: Geisinger Health Plan
 Product(s): HMO, POS
 Market Segment: Individual
 Rate Effective Date: 1/1/2019
 Base Period Start Date: 1/1/2017
 Date of Most Recent Membership: 2/1/2018
 Market Adjusted Index Rate: \$ 858.78

Calibration	
Age Calibration Factor	1.850
Geographic Calibration Factor	1.090
Tobacco Calibration Factor	0.991
Aggregate Calibration Factor	1.998

Total Covered Lives @ 02-01-2018
60,505

Plan Number	HIOS Plan ID (Standard Component)	Plan Type (HMO, POS, PPO, EPO, Indemnity, Other)	Benefits in addition to EHB	Provider Network	Catastrophic Eligibility	Non-Funding of CSR Adjustment	Pure Premium	Admin Costs	Taxes & Fees (not including Exchange fees)	Profit or Contingency
-------------	-----------------------------------	--	-----------------------------	------------------	--------------------------	-------------------------------	--------------	-------------	--	-----------------------

Total Covered Lives Mapped into 2019 Plans @ 02-01-2018	Total Policyholders @ 02-01-2018
---	----------------------------------

Totals 1.000 1.000 0.999 1.075 \$ 736.58 5.2% 0.0% 2.0%

60,505 44,110

Plan 13c	22444PA0010047	HMO	1.000	1.000	1.000	1.200	\$753.76	5.2%	0.0%	2.0%
Plan 13d	22444PA0010047	HMO	1.000	1.000	1.000	1.200	\$753.76	5.2%	0.0%	2.0%
Plan 13e	22444PA0010047	HMO	1.000	1.000	1.000	1.200	\$753.76	5.2%	0.0%	2.0%
Plan 13f	22444PA0010047	HMO	1.000	1.000	1.000	1.200	\$753.76	5.2%	0.0%	2.0%
Plan 13g	22444PA0010047	HMO	1.000	1.000	1.000	1.200	\$753.76	5.2%	0.0%	2.0%
Plan 14	22444PA0010048	HMO	1.000	1.000	1.000	1.200	\$753.76	5.2%	0.0%	2.0%
Plan 15a	22444PA0010053	HMO	1.000	1.000	1.000	1.000	\$550.24	5.2%	0.0%	2.0%
Plan 15b	22444PA0010053	HMO	1.000	1.000	1.000	1.000	\$550.24	5.2%	0.0%	2.0%
Plan 15c	22444PA0010053	HMO	1.000	1.000	1.000	1.000	\$550.24	5.2%	0.0%	2.0%
Plan 15d	22444PA0010053	HMO	1.000	1.000	1.000	1.000	\$550.24	5.2%	0.0%	2.0%
Plan 15e	22444PA0010053	HMO	1.000	1.000	1.000	1.000	\$550.24	5.2%	0.0%	2.0%
Plan 15f	22444PA0010053	HMO	1.000	1.000	1.000	1.000	\$550.24	5.2%	0.0%	2.0%
Plan 15g	22444PA0010053	HMO	1.000	1.000	1.000	1.000	\$550.24	5.2%	0.0%	2.0%
Plan 15h	22444PA0010053	HMO	1.000	1.000	1.000	1.000	\$550.24	5.2%	0.0%	2.0%
Plan 16	22444PA0010054	HMO	1.000	1.000	1.000	1.000	\$550.24	5.2%	0.0%	2.0%
Plan 17	22444PA0010055	HMO	1.000	1.000	1.000	1.000	\$550.24	5.2%	0.0%	2.0%
Plan 18a	22444PA0010056	HMO	1.000	1.000	1.000	1.000	\$550.24	5.2%	0.0%	2.0%
Plan 18b	22444PA0010056	HMO	1.000	1.000	1.000	1.000	\$550.24	5.2%	0.0%	2.0%
Plan 19	22444PA0010058	HMO	1.000	1.000	1.000	1.000	\$550.24	5.2%	0.0%	2.0%
Plan 20a	22444PA0010063	HMO	1.000	1.000	1.000	1.000	\$658.10	5.2%	0.0%	2.0%
Plan 20b	22444PA0010063	HMO	1.000	1.000	1.000	1.000	\$658.10	5.2%	0.0%	2.0%
Plan 20c	22444PA0010063	HMO	1.000	1.000	1.000	1.000	\$658.10	5.2%	0.0%	2.0%
Plan 20d	22444PA0010063	HMO	1.000	1.000	1.000	1.000	\$658.10	5.2%	0.0%	2.0%
Plan 20e	22444PA0010063	HMO	1.000	1.000	1.000	1.000	\$658.10	5.2%	0.0%	2.0%
Plan 20f	22444PA0010063	HMO	1.000	1.000	1.000	1.000	\$658.10	5.2%	0.0%	2.0%
Plan 20g	22444PA0010063	HMO	1.000	1.000	1.000	1.000	\$658.10	5.2%	0.0%	2.0%
Plan 20h	22444PA0010063	HMO	1.000	1.000	1.000	1.000	\$658.10	5.2%	0.0%	2.0%
Plan 21	22444PA0010064	HMO	1.000	1.000	1.000	1.000	\$658.10	5.2%	0.0%	2.0%
Plan 22	22444PA0010065	HMO	1.000	1.000	1.000	1.000	\$658.10	5.2%	0.0%	2.0%
Plan 23a	22444PA0010066	HMO	1.000	1.000	1.000	1.000	\$658.10	5.2%	0.0%	2.0%
Plan 23b	22444PA0010066	HMO	1.000	1.000	1.000	1.000	\$658.10	5.2%	0.0%	2.0%
Plan 24	22444PA0010067	HMO	1.000	1.000	1.000	1.000	\$769.31	5.2%	0.0%	2.0%
Plan 25	22444PA0010068	HMO	1.000	1.000	1.000	1.200	\$789.04	5.2%	0.0%	2.0%
Plan 26	22444PA0010069	HMO	1.000	1.000	1.000	1.000	\$550.24	5.2%	0.0%	2.0%
Plan 27	22444PA0010070	HMO	1.000	1.000	1.000	1.000	\$658.10	5.2%	0.0%	2.0%
Plan 28a	22444PA0040080	POS	1.000	1.000	0.880	1.000	\$460.09	5.2%	0.5%	2.0%
Plan 28b	22444PA0040080	POS	1.000	1.000	0.880	1.000	\$460.09	5.2%	0.5%	2.0%

5	4
301	216
189	137
130	94
28	13
469	328
1,134	817
86	72
1	1
21	17
120	80
229	180
738	508
527	370
1,394	1,040
556	399
1,988	1,457
822	591
2,064	1,551
189	115
10	10
1	1
5	2
20	18
35	28
81	50
31	19
32	20
48	32
40	22
26	18
1,039	717
948	680
637	443
-	-
110	109
6	5

Table 10. Plan Rates

Plan Number	HIOS Plan ID (Standard Component)	Plan Type (HMO, POS, PPO, EPO, Indemnity, Other)	2018 Calibrated Plan Adjusted Index Rate PMPM	2019 Calibrated Plan Adjusted Index Rate PMPM
-------------	-----------------------------------	---	--	--

% of Total Covered Lives

0.0%

-9.6%
-9.6%
-9.6%
-9.6%
-9.6%
1.7%
1.7%
1.7%
1.7%
1.7%
1.7%
1.7%
1.7%
1.7%
7.1%
5.9%
5.9%
5.9%
5.9%
5.9%
5.9%
5.9%
5.9%
5.9%
5.9%
-10.7%
-13.9%
-7.5%
-3.7%
2.7%
2.7%

0.0%
0.5%
0.3%
0.2%
0.0%
0.8%
1.9%
0.1%
0.0%
0.0%
0.2%
0.4%
1.2%
0.9%
2.3%
0.9%
3.3%
1.4%
3.4%
0.3%
0.0%
0.0%
0.0%
0.1%
0.1%
0.1%
0.1%
0.1%
0.0%
1.7%
1.6%
1.1%
0.0%
0.2%
0.0%

1	2	3	4	5	6	7	8	9

-	-	-	-	-	5	-	-	-
-	-	-	-	-	301	-	-	-
-	-	189	-	-	-	-	-	-
-	-	-	-	-	130	-	-	-
-	-	28	-	-	-	-	-	-
-	-	-	-	-	-	-	-	469
-	-	1,134	-	-	-	-	-	-
-	-	-	-	86	-	-	-	-
-	1	-	-	-	-	-	-	-
-	-	21	-	-	-	-	-	-
-	-	-	-	-	120	-	-	-
-	-	229	-	-	-	-	-	-
-	-	-	-	-	738	-	-	-
-	-	527	-	-	-	-	-	-
-	-	-	-	-	-	-	-	1,394
-	-	-	-	-	556	-	-	-
-	-	-	-	-	-	1,988	-	-
-	-	-	-	-	-	822	-	-
-	-	814	-	-	1,250	-	-	-
-	-	189	-	-	-	-	-	-
-	-	-	-	10	-	-	-	-
-	1	-	-	-	-	-	-	-
-	-	5	-	-	-	-	-	-
-	-	-	-	-	20	-	-	-
-	-	35	-	-	-	-	-	-
-	-	-	-	-	81	-	-	-
-	-	31	-	-	-	-	-	-
-	-	-	-	-	-	-	-	32
-	-	-	-	-	48	-	-	-
-	-	-	-	-	-	40	-	-
-	-	-	-	-	-	26	-	-
-	-	-	-	-	-	-	-	1,039
-	-	-	-	-	-	-	-	948
-	-	-	-	-	-	-	-	637
-	-	-	-	-	-	-	-	-
-	-	110	-	-	-	-	-	-
-	-	-	-	6	-	-	-	-

PA Rate Template Part III

Table 10. Plan Rates

Carrier Name:	Geisinger Health Plan
Product(s):	HMO, POS
Market Segment:	Individual
Rate Effective Date:	1/1/2019
Base Period Start Date	1/1/2017
Date of Most Recent Membership	2/1/2018
Market Adjusted Index Rate	\$ 858.78

Plan Number	HIOS Plan ID (Standard Component)	Plan Type (HMO, POS, PPO, EPO, Indemnity, Other)	Total	2019 Continued/ Discontinued Plans Indicator
-------------	-----------------------------------	---	-------	--

Totals 60,505

Plan 13c	22444PA0010047	HMO	5	1
Plan 13d	22444PA0010047	HMO	301	1
Plan 13e	22444PA0010047	HMO	189	1
Plan 13f	22444PA0010047	HMO	130	1
Plan 13g	22444PA0010047	HMO	28	1
Plan 14	22444PA0010048	HMO	469	1
Plan 15a	22444PA0010053	HMO	1,134	1
Plan 15b	22444PA0010053	HMO	86	1
Plan 15c	22444PA0010053	HMO	1	1
Plan 15d	22444PA0010053	HMO	21	1
Plan 15e	22444PA0010053	HMO	120	1
Plan 15f	22444PA0010053	HMO	229	1
Plan 15g	22444PA0010053	HMO	738	1
Plan 15h	22444PA0010053	HMO	527	1
Plan 16	22444PA0010054	HMO	1,394	1
Plan 17	22444PA0010055	HMO	556	1
Plan 18a	22444PA0010056	HMO	1,988	1
Plan 18b	22444PA0010056	HMO	822	1
Plan 19	22444PA0010058	HMO	2,064	1
Plan 20a	22444PA0010063	HMO	189	1
Plan 20b	22444PA0010063	HMO	10	1
Plan 20c	22444PA0010063	HMO	1	1
Plan 20d	22444PA0010063	HMO	5	1
Plan 20e	22444PA0010063	HMO	20	1
Plan 20f	22444PA0010063	HMO	35	1
Plan 20g	22444PA0010063	HMO	81	1
Plan 20h	22444PA0010063	HMO	31	1
Plan 21	22444PA0010064	HMO	32	1
Plan 22	22444PA0010065	HMO	48	1
Plan 23a	22444PA0010066	HMO	40	1
Plan 23b	22444PA0010066	HMO	26	1
Plan 24	22444PA0010067	HMO	1,039	1
Plan 25	22444PA0010068	HMO	948	1
Plan 26	22444PA0010069	HMO	637	1
Plan 27	22444PA0010070	HMO	-	1
Plan 28a	22444PA0040080	POS	110	1
Plan 28b	22444PA0040080	POS	6	1

PA Rate Template Part III

Table 10. Plan Rates

Carrier Name:	Geisinger Health Plan
Product(s):	HMO, POS
Market Segment:	Individual
Rate Effective Date:	1/1/2019
Base Period Start Date	1/1/2017
Date of Most Recent Membership	2/1/2018
Market Adjusted Index Rate	\$ 858.78

Plan Number	HIOS Plan ID (Standard Component)	Plan Type (HMO, POS, PPO, EPO, Indemnity, Other)	1/1/2018 Plan Marketing Name	Existing, Modified, New, Discontinued & Mapped, Discontinued & Not Mapped (E,M,N,DM, DNM) for 2019	1/1/2019 Plan HIOS Plan ID (If 1/1/2018 Plan Discontinued & Mapped)	Metallic Tier	Metallic Tier Actuarial Value	Standard AV, Approach (1), Approach (2)	Exchange On/Off or Off	Pricing AV (company-determined AV)	Benefit Richness (induced demand)
-------------	-----------------------------------	--	------------------------------	--	---	---------------	-------------------------------	---	------------------------	------------------------------------	-----------------------------------

Totals										0.736	0.800 0.998
Plan 28c	22444PA0040080	POS	Geisinger Marketplace Value	DM	22444PA0040086	Catastrophic	0.57	Approach (1)	On/Off	0.687	0.886
Plan 28d	22444PA0040080	POS	Geisinger Marketplace Value	DM	22444PA0040087	Catastrophic	0.57	Approach (1)	On/Off	0.687	0.886
Plan 28e	22444PA0040080	POS	Geisinger Marketplace Value	DM	22444PA0040088	Catastrophic	0.57	Approach (1)	On/Off	0.687	0.886
Plan 28f	22444PA0040080	POS	Geisinger Marketplace Value	DM	22444PA0040089	Catastrophic	0.57	Approach (1)	On/Off	0.687	0.886
Plan 28g	22444PA0040080	POS	Geisinger Marketplace Value	DM	22444PA0040090	Catastrophic	0.57	Approach (1)	On/Off	0.687	0.886
Plan 28h	22444PA0040080	POS	Geisinger Marketplace Value	DM	22444PA0040091	Catastrophic	0.57	Approach (1)	On/Off	0.687	0.886
Plan 29	22444PA0040081	POS	Geisinger Marketplace Value	M	22444PA0040081	Catastrophic	0.57	Approach (1)	On/Off	0.687	0.886
Plan 30	22444PA0040082	POS	Geisinger Marketplace Value	M	22444PA0040082	Catastrophic	0.57	Approach (1)	On/Off	0.687	0.886
Plan 31a	22444PA0040083	POS	Geisinger Marketplace Value	M	22444PA0040083	Catastrophic	0.57	Approach (1)	On/Off	0.687	0.886
Plan 31b	22444PA0040083	POS	Geisinger Marketplace Value	DM	22444PA0040092	Catastrophic	0.57	Approach (1)	On/Off	0.687	0.886
Plan 32	22444PA0040084	POS	Geisinger Marketplace Value	E	22444PA0040084	Catastrophic	0.57	Approach (1)	On/Off	0.687	0.886

PA Rate Template Part III

Table 10. Plan Rates

Carrier Name: Geisinger Health Plan
 Product(s): HMO, POS
 Market Segment: Individual
 Rate Effective Date: 1/1/2019
 Base Period Start Date: 1/1/2017
 Date of Most Recent Membership: 2/1/2018
 Market Adjusted Index Rate: \$ 858.78

Calibration	
Age Calibration Factor	1.850
Geographic Calibration Factor	1.090
Tobacco Calibration Factor	0.991
Aggregate Calibration Factor	1.998

Total Covered Lives @ 02-01-2018
60,505

Plan Number	HIOS Plan ID (Standard Component)	Plan Type (HMO, POS, PPO, EPO, Indemnity, Other)	Benefits in addition to EHB	Provider Network	Catastrophic Eligibility	Non-Funding of CSR Adjustment	Pure Premium	Admin Costs	Taxes & Fees (not including Exchange fees)	Profit or Contingency
-------------	-----------------------------------	--	-----------------------------	------------------	--------------------------	-------------------------------	--------------	-------------	--	-----------------------

Total Covered Lives Mapped into 2019 Plans @ 02-01-2018	Total Policyholders @ 02-01-2018
---	----------------------------------

Totals 1.000 1.000 0.999 1.075 \$ 736.58 5.2% 0.0% 2.0%

60,505 44,110

Plan 28c	22444PA0040080	POS	1.000	1.000	0.880	1.000	\$460.09	5.2%	0.5%	2.0%
Plan 28d	22444PA0040080	POS	1.000	1.000	0.880	1.000	\$460.09	5.2%	0.5%	2.0%
Plan 28e	22444PA0040080	POS	1.000	1.000	0.880	1.000	\$460.09	5.2%	0.5%	2.0%
Plan 28f	22444PA0040080	POS	1.000	1.000	0.880	1.000	\$460.09	5.2%	0.5%	2.0%
Plan 28g	22444PA0040080	POS	1.000	1.000	0.880	1.000	\$460.09	5.2%	0.5%	2.0%
Plan 28h	22444PA0040080	POS	1.000	1.000	0.880	1.000	\$460.09	5.2%	0.5%	2.0%
Plan 29	22444PA0040081	POS	1.000	1.000	0.880	1.000	\$460.09	5.2%	0.5%	2.0%
Plan 30	22444PA0040082	POS	1.000	1.000	0.880	1.000	\$460.09	5.2%	0.5%	2.0%
Plan 31a	22444PA0040083	POS	1.000	1.000	0.880	1.000	\$460.09	5.2%	0.5%	2.0%
Plan 31b	22444PA0040083	POS	1.000	1.000	0.880	1.000	\$460.09	5.2%	0.5%	2.0%
Plan 32	22444PA0040084	POS	1.000	1.000	0.880	1.000	\$460.09	5.2%	0.5%	2.0%

-	-
3	3
9	9
17	17
33	31
29	28
77	72
77	74
89	85
42	42
19	15

Table 10. Plan Rates

Plan Number	HIOS Plan ID (Standard Component)	Plan Type (HMO, POS, PPO, EPO, Indemnity, Other)	2018 Calibrated Plan Adjusted Index Rate PMPM	2019 Calibrated Plan Adjusted Index Rate PMPM	Proposed Rate Change Compared to Prior 12 months	% of Total Covered Lives
Totals			\$ 398.69	\$ 397.08	-0.4%	
Plan 28c	22444PA0040080	POS	\$ 242.93	\$ 249.44	2.7%	0.0%
Plan 28d	22444PA0040080	POS	\$ 242.93	\$ 249.44	2.7%	0.0%
Plan 28e	22444PA0040080	POS	\$ 242.93	\$ 249.44	2.7%	0.0%
Plan 28f	22444PA0040080	POS	\$ 242.93	\$ 249.44	2.7%	0.0%
Plan 28g	22444PA0040080	POS	\$ 242.93	\$ 249.44	2.7%	0.1%
Plan 28h	22444PA0040080	POS	\$ 242.93	\$ 249.44	2.7%	0.0%
Plan 29	22444PA0040081	POS	\$ 242.93	\$ 249.44	2.7%	0.1%
Plan 30	22444PA0040082	POS	\$ 242.93	\$ 249.44	2.7%	0.1%
Plan 31a	22444PA0040083	POS	\$ 242.93	\$ 249.44	2.7%	0.1%
Plan 31b	22444PA0040083	POS	\$ 242.93	\$ 249.44	2.7%	0.1%
Plan 32	22444PA0040084	POS	\$ 267.22	\$ 249.44	-6.7%	0.0%

[illegible]

PA Rate Template Part III

Table 10. Plan Rates

Carrier Name:	Geisinger Health Plan
Product(s):	HMO, POS
Market Segment:	Individual
Rate Effective Date:	1/1/2019
Base Period Start Date	1/1/2017
Date of Most Recent Membership	2/1/2018
Market Adjusted Index Rate	\$ 858.78

Plan Number	HIOS Plan ID (Standard Component)	Plan Type (HMO, POS, PPO, EPO, Indemnity, Other)	Total	2019 Continued/ Discontinued Plans Indicator
-------------	-----------------------------------	--	-------	--

Totals 60,505

Plan 28c	22444PA0040080	POS	-	1
Plan 28d	22444PA0040080	POS	3	1
Plan 28e	22444PA0040080	POS	9	1
Plan 28f	22444PA0040080	POS	17	1
Plan 28g	22444PA0040080	POS	33	1
Plan 28h	22444PA0040080	POS	29	1
Plan 29	22444PA0040081	POS	77	1
Plan 30	22444PA0040082	POS	77	1
Plan 31a	22444PA0040083	POS	89	1
Plan 31b	22444PA0040083	POS	42	1
Plan 32	22444PA0040084	POS	19	1

Table 11. Plan Premium Development for 21-Year-Old Non-Tobacco User

Carrier Name:	Geisinger Health Plan
Product(s):	HMO, POS
Market Segment:	Individual
Rate Effective Date:	1/1/2019

Plan Number	HIOS Plan ID (Standard Component)	1/1/2018 Plan Marketing Name	Discontinued, New, Modified, Existing (D,N,M,E) for 2019	1/1/2019 Plan HIOS Plan ID (If 1/1/2018 Plan Discontinued & Mapped)	Metallic Tier	Exchange On/Off or Off
-------------	-----------------------------------	------------------------------	--	---	---------------	------------------------

Totals	These cells auto-fill using the data entered in Table 10.
--------	---

Plan 1a	22444PA0010035	Geisinger Marketplace HMO 20/40/3000	M	22444PA0010035	Gold	On/Off
Plan 1b	22444PA0010035	Geisinger Marketplace HMO 20/40/3000	DM	22444PA0010082	Gold	On/Off
Plan 1c	22444PA0010035	Geisinger Marketplace HMO 20/40/3000	DM	22444PA0010083	Gold	On/Off
Plan 1d	22444PA0010035	Geisinger Marketplace HMO 20/40/3000	DM	22444PA0010084	Gold	On/Off
Plan 1e	22444PA0010035	Geisinger Marketplace HMO 20/40/3000	DM	22444PA0010085	Gold	On/Off
Plan 1f	22444PA0010035	Geisinger Marketplace HMO 20/40/3000	DM	22444PA0010086	Gold	On/Off
Plan 1g	22444PA0010035	Geisinger Marketplace HMO 20/40/3000	DM	22444PA0010087	Gold	On/Off
Plan 1h	22444PA0010035	Geisinger Marketplace HMO 20/40/3000	DM	22444PA0010088	Gold	On/Off
Plan 2	22444PA0010036	Geisinger Marketplace HMO 20/40/3000	M	22444PA0010036	Gold	On/Off
Plan 3a	22444PA0010037	Geisinger Marketplace HMO 20/40/3000	M	22444PA0010037	Gold	On/Off
Plan 3b	22444PA0010037	Geisinger Marketplace HMO 20/40/3000	DM	22444PA0010089	Gold	On/Off
Plan 4a	22444PA0010038	Geisinger Marketplace HMO 30/60/4650	M	22444PA0010038	Silver	On/Off
Plan 4b	22444PA0010038	Geisinger Marketplace HMO 30/60/4650	DM	22444PA0010098	Silver	On/Off
Plan 4c	22444PA0010038	Geisinger Marketplace HMO 30/60/4650	DM	22444PA0010099	Silver	On/Off
Plan 4d	22444PA0010038	Geisinger Marketplace HMO 30/60/4650	DM	22444PA0010100	Silver	On/Off
Plan 4e	22444PA0010038	Geisinger Marketplace HMO 30/60/4650	DM	22444PA0010101	Silver	On/Off
Plan 4f	22444PA0010038	Geisinger Marketplace HMO 30/60/4650	DM	22444PA0010102	Silver	On/Off
Plan 4g	22444PA0010038	Geisinger Marketplace HMO 30/60/4650	DM	22444PA0010103	Silver	On/Off
Plan 4h	22444PA0010038	Geisinger Marketplace HMO 30/60/4650	DM	22444PA0010104	Silver	On/Off
Plan 5	22444PA0010039	Geisinger Marketplace HMO 30/60/4650	M	22444PA0010039	Silver	On/Off
Plan 6	22444PA0010040	Geisinger Marketplace HMO 30/60/4650	M	22444PA0010040	Silver	On/Off
Plan 7a	22444PA0010041	Geisinger Marketplace HMO 30/60/4650	M	22444PA0010041	Silver	On/Off
Plan 7b	22444PA0010041	Geisinger Marketplace HMO 30/60/4650	DM	22444PA0010105	Silver	On/Off
Plan 8	22444PA0010042	Geisinger Marketplace HMO 20/40/3000	M	22444PA0010042	Gold	On/Off
Plan 9	22444PA0010043	Geisinger Marketplace Select HMO 20/40/3000	DM	22444PA0010036	Gold	On/Off
Plan 10	22444PA0010044	Geisinger Marketplace Select HMO 30/60/4650	DM	22444PA0010040	Silver	On/Off
Plan 11a	22444PA0010045	Geisinger Marketplace Extra HMO 10/50/500	M	22444PA0010045	Gold	On/Off
Plan 11b	22444PA0010045	Geisinger Marketplace Extra HMO 10/50/500	DM	22444PA0010076	Gold	On/Off
Plan 11c	22444PA0010045	Geisinger Marketplace Extra HMO 10/50/500	DM	22444PA0010077	Gold	On/Off
Plan 11d	22444PA0010045	Geisinger Marketplace Extra HMO 10/50/500	DM	22444PA0010078	Gold	On/Off
Plan 11e	22444PA0010045	Geisinger Marketplace Extra HMO 10/50/500	DM	22444PA0010079	Gold	On/Off
Plan 11f	22444PA0010045	Geisinger Marketplace Extra HMO 10/50/500	DM	22444PA0010080	Gold	On/Off
Plan 11g	22444PA0010045	Geisinger Marketplace Extra HMO 10/50/500	DM	22444PA0010081	Gold	On/Off
Plan 12	22444PA0010046	Geisinger Marketplace Extra HMO 10/50/500	E	22444PA0010046	Gold	On/Off
Plan 13a	22444PA0010047	Geisinger Marketplace Extra HMO 10/50/4500	M	22444PA0010047	Silver	On/Off
Plan 13b	22444PA0010047	Geisinger Marketplace Extra HMO 10/50/4500	DM	22444PA0010134	Silver	On/Off

2018 21-year-old, No				
1	2	3	4	5

\$ -	\$ 393.77	\$ 370.81	\$ -	\$ 354.09
------	-----------	-----------	------	-----------

\$	-	\$ 397.13	\$ 391.22	\$ -	\$ 406.41
\$	-	\$ 397.13	\$ 391.22	\$ -	\$ 406.41
\$	-	\$ 397.13	\$ 391.22	\$ -	\$ 406.41
\$	-	\$ 397.13	\$ 391.22	\$ -	\$ 406.41
\$	-	\$ 397.13	\$ 391.22	\$ -	\$ 406.41
\$	-	\$ 397.13	\$ 391.22	\$ -	\$ 406.41
\$	-	\$ 397.13	\$ 391.22	\$ -	\$ 406.41
\$	-	\$ 397.13	\$ 391.22	\$ -	\$ 406.41
\$	-	\$ 397.13	\$ 391.22	\$ -	\$ 406.41
\$	-	\$ 397.13	\$ 391.22	\$ -	\$ 406.41
\$	-	\$ 422.85	\$ 416.56	\$ -	\$ 432.73
\$	-	\$ 422.85	\$ 416.56	\$ -	\$ 432.73
\$	-	\$ 422.85	\$ 416.56	\$ -	\$ 432.73
\$	-	\$ 422.85	\$ 416.56	\$ -	\$ 432.73
\$	-	\$ 422.85	\$ 416.56	\$ -	\$ 432.73
\$	-	\$ 422.85	\$ 416.56	\$ -	\$ 432.73
\$	-	\$ 422.85	\$ 416.56	\$ -	\$ 432.73
\$	-	\$ 422.85	\$ 416.56	\$ -	\$ 432.73
\$	-	\$ 422.85	\$ 416.56	\$ -	\$ 432.73
\$	-	\$ 397.13	\$ 391.22	\$ -	\$ 406.41
\$	-	\$ 377.27	\$ 371.66	\$ -	\$ 386.09
\$	-	\$ 401.70	\$ 395.73	\$ -	\$ 411.10
\$	-	\$ 369.14	\$ 363.64	\$ -	\$ 377.77
\$	-	\$ 369.14	\$ 363.64	\$ -	\$ 377.77
\$	-	\$ 369.14	\$ 363.64	\$ -	\$ 377.77
\$	-	\$ 369.14	\$ 363.64	\$ -	\$ 377.77
\$	-	\$ 369.14	\$ 363.64	\$ -	\$ 377.77
\$	-	\$ 369.14	\$ 363.64	\$ -	\$ 377.77
\$	-	\$ 422.90	\$ 416.61	\$ -	\$ 432.79
\$	-	\$ 422.90	\$ 416.61	\$ -	\$ 432.79

Table 11. Plan Premium Development for 21-Year-Old Non-Tobacco I

Carrier Name:	Geisinger Health Plan
Product(s):	HMO, POS
Market Segment:	Individual
Rate Effective Date:	1/1/2019

				Non-Tobacco Premium PMPM			
Plan Number	HIOS Plan ID (Standard Component)	1/1/2018 Plan Marketing Name	6	7	8	9	Average (weighted by enrollment by rating area)
Totals	These cells auto-fill using t		\$ 482.05	\$ 476.02	\$ -	\$ 431.16	\$ 432.66

Change in 21-year-old				
1	2	3	4	5
0.0%	-2.4%	1.0%	0.0%	-0.9%

Plan 1a	22444PA0010035	Geisinger Marketplace HMO 20/40/3000	\$ 501.38	\$ 509.68	\$ -	\$ 452.86	\$ 384.43
Plan 1b	22444PA0010035	Geisinger Marketplace HMO 20/40/3000	\$ 501.38	\$ 509.68	\$ -	\$ 452.86	\$ 399.36
Plan 1c	22444PA0010035	Geisinger Marketplace HMO 20/40/3000	\$ 501.38	\$ 509.68	\$ -	\$ 452.86	\$ 390.24
Plan 1d	22444PA0010035	Geisinger Marketplace HMO 20/40/3000	\$ 501.38	\$ 509.68	\$ -	\$ 452.86	\$ 384.43
Plan 1e	22444PA0010035	Geisinger Marketplace HMO 20/40/3000	\$ 501.38	\$ 509.68	\$ -	\$ 452.86	\$ 501.38
Plan 1f	22444PA0010035	Geisinger Marketplace HMO 20/40/3000	\$ 501.38	\$ 509.68	\$ -	\$ 452.86	\$ 384.43
Plan 1g	22444PA0010035	Geisinger Marketplace HMO 20/40/3000	\$ 501.38	\$ 509.68	\$ -	\$ 452.86	\$ 501.38
Plan 1h	22444PA0010035	Geisinger Marketplace HMO 20/40/3000	\$ 501.38	\$ 509.68	\$ -	\$ 452.86	\$ 384.43
Plan 2	22444PA0010036	Geisinger Marketplace HMO 20/40/3000	\$ 501.38	\$ 509.68	\$ -	\$ 452.86	\$ 501.38
Plan 3a	22444PA0010037	Geisinger Marketplace HMO 20/40/3000	\$ 501.38	\$ 509.68	\$ -	\$ 452.86	\$ 509.68
Plan 3b	22444PA0010037	Geisinger Marketplace HMO 20/40/3000	\$ 501.38	\$ 509.68	\$ -	\$ 452.86	\$ 509.68
Plan 4a	22444PA0010038	Geisinger Marketplace HMO 30/60/4650	\$ 514.24	\$ 522.75	\$ -	\$ 464.47	\$ 394.29
Plan 4b	22444PA0010038	Geisinger Marketplace HMO 30/60/4650	\$ 514.24	\$ 522.75	\$ -	\$ 464.47	\$ 409.60
Plan 4c	22444PA0010038	Geisinger Marketplace HMO 30/60/4650	\$ 514.24	\$ 522.75	\$ -	\$ 464.47	\$ 400.25
Plan 4d	22444PA0010038	Geisinger Marketplace HMO 30/60/4650	\$ 514.24	\$ 522.75	\$ -	\$ 464.47	\$ 394.29
Plan 4e	22444PA0010038	Geisinger Marketplace HMO 30/60/4650	\$ 514.24	\$ 522.75	\$ -	\$ 464.47	\$ 514.24
Plan 4f	22444PA0010038	Geisinger Marketplace HMO 30/60/4650	\$ 514.24	\$ 522.75	\$ -	\$ 464.47	\$ 394.29
Plan 4g	22444PA0010038	Geisinger Marketplace HMO 30/60/4650	\$ 514.24	\$ 522.75	\$ -	\$ 464.47	\$ 514.24
Plan 4h	22444PA0010038	Geisinger Marketplace HMO 30/60/4650	\$ 514.24	\$ 522.75	\$ -	\$ 464.47	\$ 394.29
Plan 5	22444PA0010039	Geisinger Marketplace HMO 30/60/4650	\$ 514.24	\$ 522.75	\$ -	\$ 464.47	\$ 464.47
Plan 6	22444PA0010040	Geisinger Marketplace HMO 30/60/4650	\$ 514.24	\$ 522.75	\$ -	\$ 464.47	\$ 514.24
Plan 7a	22444PA0010041	Geisinger Marketplace HMO 30/60/4650	\$ 514.24	\$ 522.75	\$ -	\$ 464.47	\$ 522.75
Plan 7b	22444PA0010041	Geisinger Marketplace HMO 30/60/4650	\$ 514.24	\$ 522.75	\$ -	\$ 464.47	\$ 522.75
Plan 8	22444PA0010042	Geisinger Marketplace HMO 20/40/3000	\$ 501.38	\$ 509.68	\$ -	\$ 452.86	\$ 452.86
Plan 9	22444PA0010043	Geisinger Marketplace Select HMO 20/40/3000	\$ 501.38	\$ 509.68	\$ -	\$ 452.86	\$ 481.31
Plan 10	22444PA0010044	Geisinger Marketplace Select HMO 30/60/4650	\$ 514.24	\$ 522.75	\$ -	\$ 464.47	\$ 470.46
Plan 11a	22444PA0010045	Geisinger Marketplace Extra HMO 10/50/500	\$ 505.68	\$ 514.05	\$ -	\$ 456.74	\$ 387.73
Plan 11b	22444PA0010045	Geisinger Marketplace Extra HMO 10/50/500	\$ 505.68	\$ 514.05	\$ -	\$ 456.74	\$ 387.73
Plan 11c	22444PA0010045	Geisinger Marketplace Extra HMO 10/50/500	\$ 505.68	\$ 514.05	\$ -	\$ 456.74	\$ 505.68
Plan 11d	22444PA0010045	Geisinger Marketplace Extra HMO 10/50/500	\$ 505.68	\$ 514.05	\$ -	\$ 456.74	\$ 505.68
Plan 11e	22444PA0010045	Geisinger Marketplace Extra HMO 10/50/500	\$ 505.68	\$ 514.05	\$ -	\$ 456.74	\$ 387.73
Plan 11f	22444PA0010045	Geisinger Marketplace Extra HMO 10/50/500	\$ 505.68	\$ 514.05	\$ -	\$ 456.74	\$ 505.68
Plan 11g	22444PA0010045	Geisinger Marketplace Extra HMO 10/50/500	\$ 505.68	\$ 514.05	\$ -	\$ 456.74	\$ 387.73
Plan 12	22444PA0010046	Geisinger Marketplace Extra HMO 10/50/500	\$ 505.68	\$ 514.05	\$ -	\$ 456.74	\$ 456.74
Plan 13a	22444PA0010047	Geisinger Marketplace Extra HMO 10/50/4500	\$ 491.25	\$ 499.37	\$ -	\$ 443.71	\$ 376.66
Plan 13b	22444PA0010047	Geisinger Marketplace Extra HMO 10/50/4500	\$ 491.25	\$ 499.37	\$ -	\$ 443.71	\$ 376.66

	-1.7%	-1.7%	-1.7%
	-1.7%	-1.7%	-1.7%
	-1.7%	-1.7%	-1.7%
	-1.7%	-1.7%	-1.7%
	-1.7%	-1.7%	-1.7%
	-1.7%	-1.7%	-1.7%
	-1.7%	-1.7%	-1.7%
	-1.7%	-1.7%	-1.7%
	-1.7%	-1.7%	-1.7%
	-5.3%	-5.3%	-5.3%
	-5.3%	-5.3%	-5.3%
	-5.3%	-5.3%	-5.3%
	-5.3%	-5.3%	-5.3%
	-5.3%	-5.3%	-5.3%
	-5.3%	-5.3%	-5.3%
	-5.3%	-5.3%	-5.3%
	-5.3%	-5.3%	-5.3%
	-5.3%	-5.3%	-5.3%
	-5.3%	-5.3%	-5.3%
	-1.7%	-1.7%	-1.7%
	3.4%	3.4%	3.4%
	-0.4%	-0.4%	-0.4%
	6.6%	6.6%	6.6%
	6.6%	6.6%	6.6%
	6.6%	6.6%	6.6%
	6.6%	6.6%	6.6%
	6.6%	6.6%	6.6%
	6.6%	6.6%	6.6%
	6.6%	6.6%	6.6%
	-9.6%	-9.6%	-9.6%
	-9.6%	-9.6%	-9.6%

PA Rate Template Part IV A - Individual

Table 11. Plan Premium Development for 21-Year-Old Non-Tobacco I

Carrier Name: Geisinger Health Plan
 Product(s): HMO, POS
 Market Segment: Individual
 Rate Effective Date: 1/1/2019

Non-Tobacco Premium PMPM							
Plan Number	HIOS Plan ID (Standard Component)	1/1/2018 Plan Marketing Name	6	7	8	9	Average (weighted by enrollment by rating area)
Totals	These cells auto-fill using t		1.3%	-2.2%	0.0%	-1.3%	0.1%
Plan 1a	22444PA0010035	Geisinger Marketplace HMO 20/40/3000	-1.7%	-1.7%		-1.7%	-1.7%
Plan 1b	22444PA0010035	Geisinger Marketplace HMO 20/40/3000	-1.7%	-1.7%		-1.7%	-1.7%
Plan 1c	22444PA0010035	Geisinger Marketplace HMO 20/40/3000	-1.7%	-1.7%		-1.7%	-1.7%
Plan 1d	22444PA0010035	Geisinger Marketplace HMO 20/40/3000	-1.7%	-1.7%		-1.7%	-1.7%
Plan 1e	22444PA0010035	Geisinger Marketplace HMO 20/40/3000	-1.7%	-1.7%		-1.7%	-1.7%
Plan 1f	22444PA0010035	Geisinger Marketplace HMO 20/40/3000	-1.7%	-1.7%		-1.7%	-1.7%
Plan 1g	22444PA0010035	Geisinger Marketplace HMO 20/40/3000	-1.7%	-1.7%		-1.7%	-1.7%
Plan 1h	22444PA0010035	Geisinger Marketplace HMO 20/40/3000	-1.7%	-1.7%		-1.7%	-1.7%
Plan 2	22444PA0010036	Geisinger Marketplace HMO 20/40/3000	-1.7%	-1.7%		-1.7%	-1.7%
Plan 3a	22444PA0010037	Geisinger Marketplace HMO 20/40/3000	-1.7%	-1.7%		-1.7%	-1.7%
Plan 3b	22444PA0010037	Geisinger Marketplace HMO 20/40/3000	-1.7%	-1.7%		-1.7%	-1.7%
Plan 4a	22444PA0010038	Geisinger Marketplace HMO 30/60/4650	-5.3%	-5.3%		-5.3%	-5.3%
Plan 4b	22444PA0010038	Geisinger Marketplace HMO 30/60/4650	-5.3%	-5.3%		-5.3%	-5.3%
Plan 4c	22444PA0010038	Geisinger Marketplace HMO 30/60/4650	-5.3%	-5.3%		-5.3%	-5.3%
Plan 4d	22444PA0010038	Geisinger Marketplace HMO 30/60/4650	-5.3%	-5.3%		-5.3%	-5.3%
Plan 4e	22444PA0010038	Geisinger Marketplace HMO 30/60/4650	-5.3%	-5.3%		-5.3%	-5.3%
Plan 4f	22444PA0010038	Geisinger Marketplace HMO 30/60/4650	-5.3%	-5.3%		-5.3%	-5.3%
Plan 4g	22444PA0010038	Geisinger Marketplace HMO 30/60/4650	-5.3%	-5.3%		-5.3%	-5.3%
Plan 4h	22444PA0010038	Geisinger Marketplace HMO 30/60/4650	-5.3%	-5.3%		-5.3%	-5.3%
Plan 5	22444PA0010039	Geisinger Marketplace HMO 30/60/4650	-5.3%	-5.3%		-5.3%	-5.3%
Plan 6	22444PA0010040	Geisinger Marketplace HMO 30/60/4650	-5.3%	-5.3%		-5.3%	-5.3%
Plan 7a	22444PA0010041	Geisinger Marketplace HMO 30/60/4650	-5.3%	-5.3%		-5.3%	-5.3%
Plan 7b	22444PA0010041	Geisinger Marketplace HMO 30/60/4650	-5.3%	-5.3%		-5.3%	-5.3%
Plan 8	22444PA0010042	Geisinger Marketplace HMO 20/40/3000	-1.7%	-1.7%		-1.7%	-1.7%
Plan 9	22444PA0010043	Geisinger Marketplace Select HMO 20/40/3000	3.4%	3.4%		3.4%	3.4%
Plan 10	22444PA0010044	Geisinger Marketplace Select HMO 30/60/4650	-0.4%	-0.4%		-0.4%	-0.4%
Plan 11a	22444PA0010045	Geisinger Marketplace Extra HMO 10/50/500	6.6%	6.6%		6.6%	6.6%
Plan 11b	22444PA0010045	Geisinger Marketplace Extra HMO 10/50/500	6.6%	6.6%		6.6%	6.6%
Plan 11c	22444PA0010045	Geisinger Marketplace Extra HMO 10/50/500	6.6%	6.6%		6.6%	6.6%
Plan 11d	22444PA0010045	Geisinger Marketplace Extra HMO 10/50/500	6.6%	6.6%		6.6%	6.6%
Plan 11e	22444PA0010045	Geisinger Marketplace Extra HMO 10/50/500	6.6%	6.6%		6.6%	6.6%
Plan 11f	22444PA0010045	Geisinger Marketplace Extra HMO 10/50/500	6.6%	6.6%		6.6%	6.6%
Plan 11g	22444PA0010045	Geisinger Marketplace Extra HMO 10/50/500	6.6%	6.6%		6.6%	6.6%
Plan 12	22444PA0010046	Geisinger Marketplace Extra HMO 10/50/500	6.6%	6.6%		6.6%	6.6%
Plan 13a	22444PA0010047	Geisinger Marketplace Extra HMO 10/50/4500	-9.6%	-9.6%		-9.6%	-9.6%
Plan 13b	22444PA0010047	Geisinger Marketplace Extra HMO 10/50/4500	-9.6%	-9.6%		-9.6%	-9.6%

PA Rate Template Part IV A - Individual

Table 11. Plan Premium Development for 21-Year-Old Non-Tobacco I

Carrier Name:
Product(s):
Market Segment:
Rate Effective Date:

Geisinger Health Plan
HMO, POS
Individual
1/1/2019

			Non-Tobacco Premium PMPM				
Plan Number	HIOS Plan ID (Standard Component)	1/1/2018 Plan Marketing Name	6	7	8	9	Average (weighted by enrollment by rating area)
Totals	These cells auto-fill using t		\$ 477.96	\$ 489.20	\$ -	\$ 439.49	\$ 434.72

2019 21-year-old, N				
1	2	3	4	5
\$ -	\$ 383.07	\$ 373.04	\$ -	\$ 348.90

Plan 13c	22444PA0010047	Geisinger Marketplace Extra HMO 10/50/4500	\$ 543.35	\$ 552.33	\$ -	\$ 490.76	\$ 543.35
Plan 13d	22444PA0010047	Geisinger Marketplace Extra HMO 10/50/4500	\$ 543.35	\$ 552.33	\$ -	\$ 490.76	\$ 543.35
Plan 13e	22444PA0010047	Geisinger Marketplace Extra HMO 10/50/4500	\$ 543.35	\$ 552.33	\$ -	\$ 490.76	\$ 416.61
Plan 13f	22444PA0010047	Geisinger Marketplace Extra HMO 10/50/4500	\$ 543.35	\$ 552.33	\$ -	\$ 490.76	\$ 543.35
Plan 13g	22444PA0010047	Geisinger Marketplace Extra HMO 10/50/4500	\$ 543.35	\$ 552.33	\$ -	\$ 490.76	\$ 416.61
Plan 14	22444PA0010048	Geisinger Marketplace Extra HMO 10/50/4500	\$ 543.35	\$ 552.33	\$ -	\$ 490.76	\$ 490.76
Plan 15a	22444PA0010053	Geisinger Marketplace HMO 30/60/6100	\$ 352.59	\$ 358.42	\$ -	\$ 318.46	\$ 270.34
Plan 15b	22444PA0010053	Geisinger Marketplace HMO 30/60/6100	\$ 352.59	\$ 358.42	\$ -	\$ 318.46	\$ 280.84
Plan 15c	22444PA0010053	Geisinger Marketplace HMO 30/60/6100	\$ 352.59	\$ 358.42	\$ -	\$ 318.46	\$ 274.43
Plan 15d	22444PA0010053	Geisinger Marketplace HMO 30/60/6100	\$ 352.59	\$ 358.42	\$ -	\$ 318.46	\$ 270.34
Plan 15e	22444PA0010053	Geisinger Marketplace HMO 30/60/6100	\$ 352.59	\$ 358.42	\$ -	\$ 318.46	\$ 352.59
Plan 15f	22444PA0010053	Geisinger Marketplace HMO 30/60/6100	\$ 352.59	\$ 358.42	\$ -	\$ 318.46	\$ 270.34
Plan 15g	22444PA0010053	Geisinger Marketplace HMO 30/60/6100	\$ 352.59	\$ 358.42	\$ -	\$ 318.46	\$ 352.59
Plan 15h	22444PA0010053	Geisinger Marketplace HMO 30/60/6100	\$ 352.59	\$ 358.42	\$ -	\$ 318.46	\$ 270.34
Plan 16	22444PA0010054	Geisinger Marketplace HMO 30/60/6100	\$ 352.59	\$ 358.42	\$ -	\$ 318.46	\$ 318.46
Plan 17	22444PA0010055	Geisinger Marketplace HMO 30/60/6100	\$ 352.59	\$ 358.42	\$ -	\$ 318.46	\$ 352.59
Plan 18a	22444PA0010056	Geisinger Marketplace HMO 30/60/6100	\$ 352.59	\$ 358.42	\$ -	\$ 318.46	\$ 358.42
Plan 18b	22444PA0010056	Geisinger Marketplace HMO 30/60/6100	\$ 352.59	\$ 358.42	\$ -	\$ 318.46	\$ 358.42
Plan 19	22444PA0010058	Geisinger Marketplace Select HMO 30/60/6100	\$ 334.96	\$ 340.50	\$ -	\$ 302.54	\$ 304.14
Plan 20a	22444PA0010063	Geisinger Marketplace HMO 30/60/4600	\$ 404.94	\$ 411.64	\$ -	\$ 365.75	\$ 310.49
Plan 20b	22444PA0010063	Geisinger Marketplace HMO 30/60/4600	\$ 404.94	\$ 411.64	\$ -	\$ 365.75	\$ 322.54
Plan 20c	22444PA0010063	Geisinger Marketplace HMO 30/60/4600	\$ 404.94	\$ 411.64	\$ -	\$ 365.75	\$ 315.17
Plan 20d	22444PA0010063	Geisinger Marketplace HMO 30/60/4600	\$ 404.94	\$ 411.64	\$ -	\$ 365.75	\$ 310.49
Plan 20e	22444PA0010063	Geisinger Marketplace HMO 30/60/4600	\$ 404.94	\$ 411.64	\$ -	\$ 365.75	\$ 404.94
Plan 20f	22444PA0010063	Geisinger Marketplace HMO 30/60/4600	\$ 404.94	\$ 411.64	\$ -	\$ 365.75	\$ 310.49
Plan 20g	22444PA0010063	Geisinger Marketplace HMO 30/60/4600	\$ 404.94	\$ 411.64	\$ -	\$ 365.75	\$ 404.94
Plan 20h	22444PA0010063	Geisinger Marketplace HMO 30/60/4600	\$ 404.94	\$ 411.64	\$ -	\$ 365.75	\$ 310.49
Plan 21	22444PA0010064	Geisinger Marketplace HMO 30/60/4600	\$ 404.94	\$ 411.64	\$ -	\$ 365.75	\$ 365.75
Plan 22	22444PA0010065	Geisinger Marketplace HMO 30/60/4600	\$ 404.94	\$ 411.64	\$ -	\$ 365.75	\$ 404.94
Plan 23a	22444PA0010066	Geisinger Marketplace HMO 30/60/4600	\$ 404.94	\$ 411.64	\$ -	\$ 365.75	\$ 411.64
Plan 23b	22444PA0010066	Geisinger Marketplace HMO 30/60/4600	\$ 404.94	\$ 411.64	\$ -	\$ 365.75	\$ 411.64
Plan 24	22444PA0010067	Geisinger Marketplace HMO 20/40/3000	\$ 561.25	\$ 570.54	\$ -	\$ 506.94	\$ 506.94
Plan 25	22444PA0010068	Geisinger Marketplace HMO 30/60/4650	\$ 597.60	\$ 607.48	\$ -	\$ 539.76	\$ 539.76
Plan 26	22444PA0010069	Geisinger Marketplace HMO 30/60/6100	\$ 387.85	\$ 394.27	\$ -	\$ 350.32	\$ 350.32
Plan 27	22444PA0010070	Geisinger Marketplace HMO 30/60/4600	\$ 445.44	\$ 452.81	\$ -	\$ 402.33	\$ -
Plan 28a	22444PA0040080	Geisinger Marketplace Value	\$ 293.70	\$ 298.56	\$ -	\$ 265.28	\$ 225.19

\$ -	\$ 382.35	\$ 376.66	\$ -	\$ 391.29
\$ -	\$ 382.35	\$ 376.66	\$ -	\$ 391.29
\$ -	\$ 382.35	\$ 376.66	\$ -	\$ 391.29
\$ -	\$ 382.35	\$ 376.66	\$ -	\$ 391.29
\$ -	\$ 382.35	\$ 376.66	\$ -	\$ 391.29
\$ -	\$ 382.35	\$ 376.66	\$ -	\$ 391.29
\$ -	\$ 279.12	\$ 274.96	\$ -	\$ 285.64
\$ -	\$ 279.12	\$ 274.96	\$ -	\$ 285.64
\$ -	\$ 279.12	\$ 274.96	\$ -	\$ 285.64
\$ -	\$ 279.12	\$ 274.96	\$ -	\$ 285.64
\$ -	\$ 279.12	\$ 274.96	\$ -	\$ 285.64
\$ -	\$ 279.12	\$ 274.96	\$ -	\$ 285.64
\$ -	\$ 279.12	\$ 274.96	\$ -	\$ 285.64
\$ -	\$ 279.12	\$ 274.96	\$ -	\$ 285.64
\$ -	\$ 279.12	\$ 274.96	\$ -	\$ 285.64
\$ -	\$ 279.12	\$ 274.96	\$ -	\$ 285.64
\$ -	\$ 279.12	\$ 274.96	\$ -	\$ 285.64
\$ -	\$ 279.12	\$ 274.96	\$ -	\$ 285.64
\$ -	\$ 333.83	\$ 328.86	\$ -	\$ 341.63
\$ -	\$ 333.83	\$ 328.86	\$ -	\$ 341.63
\$ -	\$ 333.83	\$ 328.86	\$ -	\$ 341.63
\$ -	\$ 333.83	\$ 328.86	\$ -	\$ 341.63
\$ -	\$ 333.83	\$ 328.86	\$ -	\$ 341.63
\$ -	\$ 333.83	\$ 328.86	\$ -	\$ 341.63
\$ -	\$ 333.83	\$ 328.86	\$ -	\$ 341.63
\$ -	\$ 333.83	\$ 328.86	\$ -	\$ 341.63
\$ -	\$ 333.83	\$ 328.86	\$ -	\$ 341.63
\$ -	\$ 390.24	\$ 384.43	\$ -	\$ 399.36
\$ -	\$ 400.25	\$ 394.29	\$ -	\$ 409.60
\$ -	\$ 279.12	\$ 274.96	\$ -	\$ 285.64
\$ -	\$ 333.83	\$ 328.86	\$ -	\$ 341.63
\$ -	\$ 234.72	\$ 231.23	\$ -	\$ 240.21

Table 11. Plan Premium Development for 21-Year-Old Non-Tobacco I

Carrier Name:	Geisinger Health Plan
Product(s):	HMO, POS
Market Segment:	Individual
Rate Effective Date:	1/1/2019

				Non-Tobacco Premium PMPM				
Plan Number	HIOS Plan ID (Standard Component)	1/1/2018 Plan Marketing Name	6	7	8	9	Average (weighted by enrollment by rating area)	
Totals	These cells auto-fill using t		\$ 482.05	\$ 476.02	\$ -	\$ 431.16	\$ 432.66	

Change in 21-year-old				
1	2	3	4	5
0.0%	-2.4%	1.0%	0.0%	-0.9%

Plan 13c	22444PA0010047	Geisinger Marketplace Extra HMO 10/50/4500	\$ 491.25	\$ 499.37	\$ -	\$ 443.71	\$ 491.25
Plan 13d	22444PA0010047	Geisinger Marketplace Extra HMO 10/50/4500	\$ 491.25	\$ 499.37	\$ -	\$ 443.71	\$ 491.25
Plan 13e	22444PA0010047	Geisinger Marketplace Extra HMO 10/50/4500	\$ 491.25	\$ 499.37	\$ -	\$ 443.71	\$ 376.66
Plan 13f	22444PA0010047	Geisinger Marketplace Extra HMO 10/50/4500	\$ 491.25	\$ 499.37	\$ -	\$ 443.71	\$ 491.25
Plan 13g	22444PA0010047	Geisinger Marketplace Extra HMO 10/50/4500	\$ 491.25	\$ 499.37	\$ -	\$ 443.71	\$ 376.66
Plan 14	22444PA0010048	Geisinger Marketplace Extra HMO 10/50/4500	\$ 491.25	\$ 499.37	\$ -	\$ 443.71	\$ 443.71
Plan 15a	22444PA0010053	Geisinger Marketplace HMO 30/60/6100	\$ 358.61	\$ 364.54	\$ -	\$ 323.91	\$ 274.96
Plan 15b	22444PA0010053	Geisinger Marketplace HMO 30/60/6100	\$ 358.61	\$ 364.54	\$ -	\$ 323.91	\$ 285.64
Plan 15c	22444PA0010053	Geisinger Marketplace HMO 30/60/6100	\$ 358.61	\$ 364.54	\$ -	\$ 323.91	\$ 279.12
Plan 15d	22444PA0010053	Geisinger Marketplace HMO 30/60/6100	\$ 358.61	\$ 364.54	\$ -	\$ 323.91	\$ 274.96
Plan 15e	22444PA0010053	Geisinger Marketplace HMO 30/60/6100	\$ 358.61	\$ 364.54	\$ -	\$ 323.91	\$ 358.61
Plan 15f	22444PA0010053	Geisinger Marketplace HMO 30/60/6100	\$ 358.61	\$ 364.54	\$ -	\$ 323.91	\$ 274.96
Plan 15g	22444PA0010053	Geisinger Marketplace HMO 30/60/6100	\$ 358.61	\$ 364.54	\$ -	\$ 323.91	\$ 358.61
Plan 15h	22444PA0010053	Geisinger Marketplace HMO 30/60/6100	\$ 358.61	\$ 364.54	\$ -	\$ 323.91	\$ 274.96
Plan 16	22444PA0010054	Geisinger Marketplace HMO 30/60/6100	\$ 358.61	\$ 364.54	\$ -	\$ 323.91	\$ 323.91
Plan 17	22444PA0010055	Geisinger Marketplace HMO 30/60/6100	\$ 358.61	\$ 364.54	\$ -	\$ 323.91	\$ 358.61
Plan 18a	22444PA0010056	Geisinger Marketplace HMO 30/60/6100	\$ 358.61	\$ 364.54	\$ -	\$ 323.91	\$ 364.54
Plan 18b	22444PA0010056	Geisinger Marketplace HMO 30/60/6100	\$ 358.61	\$ 364.54	\$ -	\$ 323.91	\$ 364.54
Plan 19	22444PA0010058	Geisinger Marketplace Select HMO 30/60/6100	\$ 358.61	\$ 364.54	\$ -	\$ 323.91	\$ 325.62
Plan 20a	22444PA0010063	Geisinger Marketplace HMO 30/60/4600	\$ 428.90	\$ 436.00	\$ -	\$ 387.40	\$ 328.86
Plan 20b	22444PA0010063	Geisinger Marketplace HMO 30/60/4600	\$ 428.90	\$ 436.00	\$ -	\$ 387.40	\$ 341.63
Plan 20c	22444PA0010063	Geisinger Marketplace HMO 30/60/4600	\$ 428.90	\$ 436.00	\$ -	\$ 387.40	\$ 333.83
Plan 20d	22444PA0010063	Geisinger Marketplace HMO 30/60/4600	\$ 428.90	\$ 436.00	\$ -	\$ 387.40	\$ 328.86
Plan 20e	22444PA0010063	Geisinger Marketplace HMO 30/60/4600	\$ 428.90	\$ 436.00	\$ -	\$ 387.40	\$ 428.90
Plan 20f	22444PA0010063	Geisinger Marketplace HMO 30/60/4600	\$ 428.90	\$ 436.00	\$ -	\$ 387.40	\$ 328.86
Plan 20g	22444PA0010063	Geisinger Marketplace HMO 30/60/4600	\$ 428.90	\$ 436.00	\$ -	\$ 387.40	\$ 428.90
Plan 20h	22444PA0010063	Geisinger Marketplace HMO 30/60/4600	\$ 428.90	\$ 436.00	\$ -	\$ 387.40	\$ 328.86
Plan 21	22444PA0010064	Geisinger Marketplace HMO 30/60/4600	\$ 428.90	\$ 436.00	\$ -	\$ 387.40	\$ 387.40
Plan 22	22444PA0010065	Geisinger Marketplace HMO 30/60/4600	\$ 428.90	\$ 436.00	\$ -	\$ 387.40	\$ 428.90
Plan 23a	22444PA0010066	Geisinger Marketplace HMO 30/60/4600	\$ 428.90	\$ 436.00	\$ -	\$ 387.40	\$ 436.00
Plan 23b	22444PA0010066	Geisinger Marketplace HMO 30/60/4600	\$ 428.90	\$ 436.00	\$ -	\$ 387.40	\$ 436.00
Plan 24	22444PA0010067	Geisinger Marketplace HMO 20/40/3000	\$ 501.38	\$ 509.68	\$ -	\$ 452.86	\$ 452.86
Plan 25	22444PA0010068	Geisinger Marketplace HMO 30/60/4650	\$ 514.24	\$ 522.75	\$ -	\$ 464.47	\$ 464.47
Plan 26	22444PA0010069	Geisinger Marketplace HMO 30/60/6100	\$ 358.61	\$ 364.54	\$ -	\$ 323.91	\$ 323.91
Plan 27	22444PA0010070	Geisinger Marketplace HMO 30/60/4600	\$ 428.90	\$ 436.00	\$ -	\$ 387.40	-
Plan 28a	22444PA0040080	Geisinger Marketplace Value	\$ 301.57	\$ 306.56	\$ -	\$ 272.39	\$ 231.25

	-9.6%	-9.6%	-9.6%
	-9.6%	-9.6%	-9.6%
	-9.6%	-9.6%	-9.6%
	-9.6%	-9.6%	-9.6%
	-9.6%	-9.6%	-9.6%
	1.7%	1.7%	1.7%
	1.7%	1.7%	1.7%
	1.7%	1.7%	1.7%
	1.7%	1.7%	1.7%
	1.7%	1.7%	1.7%
	1.7%	1.7%	1.7%
	1.7%	1.7%	1.7%
	1.7%	1.7%	1.7%
	1.7%	1.7%	1.7%
	1.7%	1.7%	1.7%
	1.7%	1.7%	1.7%
	7.1%	7.1%	7.1%
	5.9%	5.9%	5.9%
	5.9%	5.9%	5.9%
	5.9%	5.9%	5.9%
	5.9%	5.9%	5.9%
	5.9%	5.9%	5.9%
	5.9%	5.9%	5.9%
	5.9%	5.9%	5.9%
	5.9%	5.9%	5.9%
	5.9%	5.9%	5.9%
	5.9%	5.9%	5.9%
	5.9%	5.9%	5.9%
	5.9%	5.9%	5.9%
	-10.7%	-10.7%	-10.7%
	-13.9%	-13.9%	-13.9%
	-7.5%	-7.5%	-7.5%
	-3.7%	-3.7%	-3.7%
	2.7%	2.7%	2.7%

PA Rate Template Part IV A - Individual

Table 11. Plan Premium Development for 21-Year-Old Non-Tobacco I

Carrier Name: Geisinger Health Plan
 Product(s): HMO, POS
 Market Segment: Individual
 Rate Effective Date: 1/1/2019

Non-Tobacco Premium PMPM							
Plan Number	HIOS Plan ID (Standard Component)	1/1/2018 Plan Marketing Name	6	7	8	9	Average (weighted by enrollment by rating area)
Totals	These cells auto-fill using t		1.3%	-2.2%	0.0%	-1.3%	0.1%
Plan 13c	22444PA0010047	Geisinger Marketplace Extra HMO 10/50/4500	-9.6%	-9.6%		-9.6%	-9.6%
Plan 13d	22444PA0010047	Geisinger Marketplace Extra HMO 10/50/4500	-9.6%	-9.6%		-9.6%	-9.6%
Plan 13e	22444PA0010047	Geisinger Marketplace Extra HMO 10/50/4500	-9.6%	-9.6%		-9.6%	-9.6%
Plan 13f	22444PA0010047	Geisinger Marketplace Extra HMO 10/50/4500	-9.6%	-9.6%		-9.6%	-9.6%
Plan 13g	22444PA0010047	Geisinger Marketplace Extra HMO 10/50/4500	-9.6%	-9.6%		-9.6%	-9.6%
Plan 14	22444PA0010048	Geisinger Marketplace Extra HMO 10/50/4500	-9.6%	-9.6%		-9.6%	-9.6%
Plan 15a	22444PA0010053	Geisinger Marketplace HMO 30/60/6100	1.7%	1.7%		1.7%	1.7%
Plan 15b	22444PA0010053	Geisinger Marketplace HMO 30/60/6100	1.7%	1.7%		1.7%	1.7%
Plan 15c	22444PA0010053	Geisinger Marketplace HMO 30/60/6100	1.7%	1.7%		1.7%	1.7%
Plan 15d	22444PA0010053	Geisinger Marketplace HMO 30/60/6100	1.7%	1.7%		1.7%	1.7%
Plan 15e	22444PA0010053	Geisinger Marketplace HMO 30/60/6100	1.7%	1.7%		1.7%	1.7%
Plan 15f	22444PA0010053	Geisinger Marketplace HMO 30/60/6100	1.7%	1.7%		1.7%	1.7%
Plan 15g	22444PA0010053	Geisinger Marketplace HMO 30/60/6100	1.7%	1.7%		1.7%	1.7%
Plan 15h	22444PA0010053	Geisinger Marketplace HMO 30/60/6100	1.7%	1.7%		1.7%	1.7%
Plan 16	22444PA0010054	Geisinger Marketplace HMO 30/60/6100	1.7%	1.7%		1.7%	1.7%
Plan 17	22444PA0010055	Geisinger Marketplace HMO 30/60/6100	1.7%	1.7%		1.7%	1.7%
Plan 18a	22444PA0010056	Geisinger Marketplace HMO 30/60/6100	1.7%	1.7%		1.7%	1.7%
Plan 18b	22444PA0010056	Geisinger Marketplace HMO 30/60/6100	1.7%	1.7%		1.7%	1.7%
Plan 19	22444PA0010058	Geisinger Marketplace Select HMO 30/60/6100	7.1%	7.1%		7.1%	7.1%
Plan 20a	22444PA0010063	Geisinger Marketplace HMO 30/60/4600	5.9%	5.9%		5.9%	5.9%
Plan 20b	22444PA0010063	Geisinger Marketplace HMO 30/60/4600	5.9%	5.9%		5.9%	5.9%
Plan 20c	22444PA0010063	Geisinger Marketplace HMO 30/60/4600	5.9%	5.9%		5.9%	5.9%
Plan 20d	22444PA0010063	Geisinger Marketplace HMO 30/60/4600	5.9%	5.9%		5.9%	5.9%
Plan 20e	22444PA0010063	Geisinger Marketplace HMO 30/60/4600	5.9%	5.9%		5.9%	5.9%
Plan 20f	22444PA0010063	Geisinger Marketplace HMO 30/60/4600	5.9%	5.9%		5.9%	5.9%
Plan 20g	22444PA0010063	Geisinger Marketplace HMO 30/60/4600	5.9%	5.9%		5.9%	5.9%
Plan 20h	22444PA0010063	Geisinger Marketplace HMO 30/60/4600	5.9%	5.9%		5.9%	5.9%
Plan 21	22444PA0010064	Geisinger Marketplace HMO 30/60/4600	5.9%	5.9%		5.9%	5.9%
Plan 22	22444PA0010065	Geisinger Marketplace HMO 30/60/4600	5.9%	5.9%		5.9%	5.9%
Plan 23a	22444PA0010066	Geisinger Marketplace HMO 30/60/4600	5.9%	5.9%		5.9%	5.9%
Plan 23b	22444PA0010066	Geisinger Marketplace HMO 30/60/4600	5.9%	5.9%		5.9%	5.9%
Plan 24	22444PA0010067	Geisinger Marketplace HMO 20/40/3000	-10.7%	-10.7%		-10.7%	-10.7%
Plan 25	22444PA0010068	Geisinger Marketplace HMO 30/60/4650	-13.9%	-13.9%		-13.9%	-13.9%
Plan 26	22444PA0010069	Geisinger Marketplace HMO 30/60/6100	-7.5%	-7.5%		-7.5%	-7.5%
Plan 27	22444PA0010070	Geisinger Marketplace HMO 30/60/4600	-3.7%	-3.7%		-3.7%	
Plan 28a	22444PA0040080	Geisinger Marketplace Value	2.7%	2.7%		2.7%	2.7%

PA Rate Template Part IV A - Individual

Table 11. Plan Premium Development for 21-Year-Old Non-Tobacco User

Carrier Name:	Geisinger Health Plan
Product(s):	HMO, POS
Market Segment:	Individual
Rate Effective Date:	1/1/2019

Plan Number	HIOS Plan ID (Standard Component)	1/1/2018 Plan Marketing Name	Discontinued, New, Modified, Existing (D,N,M,E) for 2019	1/1/2019 Plan HIOS Plan ID (If 1/1/2018 Plan Discontinued & Mapped)	Metallic Tier	Exchange On/Off or Off
-------------	-----------------------------------	------------------------------	--	---	---------------	------------------------

Totals These cells auto-fill using the data entered in Table 10.

Plan 28b	22444PA0040080	Geisinger Marketplace Value	DM	22444PA0040085	Catastrophic	On/Off
Plan 28c	22444PA0040080	Geisinger Marketplace Value	DM	22444PA0040086	Catastrophic	On/Off
Plan 28d	22444PA0040080	Geisinger Marketplace Value	DM	22444PA0040087	Catastrophic	On/Off
Plan 28e	22444PA0040080	Geisinger Marketplace Value	DM	22444PA0040088	Catastrophic	On/Off
Plan 28f	22444PA0040080	Geisinger Marketplace Value	DM	22444PA0040089	Catastrophic	On/Off
Plan 28g	22444PA0040080	Geisinger Marketplace Value	DM	22444PA0040090	Catastrophic	On/Off
Plan 28h	22444PA0040080	Geisinger Marketplace Value	DM	22444PA0040091	Catastrophic	On/Off
Plan 29	22444PA0040081	Geisinger Marketplace Value	M	22444PA0040081	Catastrophic	On/Off
Plan 30	22444PA0040082	Geisinger Marketplace Value	M	22444PA0040082	Catastrophic	On/Off
Plan 31a	22444PA0040083	Geisinger Marketplace Value	M	22444PA0040083	Catastrophic	On/Off
Plan 31b	22444PA0040083	Geisinger Marketplace Value	DM	22444PA0040092	Catastrophic	On/Off
Plan 32	22444PA0040084	Geisinger Marketplace Value	E	22444PA0040084	Catastrophic	On/Off

2018 21-year-old, Non-Tobacco User				
1	2	3	4	5

\$ -	\$ 393.77	\$ 370.81	\$ -	\$ 354.09
------	-----------	-----------	------	-----------

\$ -	\$ 228.60	\$ 225.19	\$ -	\$ 233.94
\$ -	\$ 228.60	\$ 225.19	\$ -	\$ 233.94
\$ -	\$ 228.60	\$ 225.19	\$ -	\$ 233.94
\$ -	\$ 228.60	\$ 225.19	\$ -	\$ 233.94
\$ -	\$ 228.60	\$ 225.19	\$ -	\$ 233.94
\$ -	\$ 228.60	\$ 225.19	\$ -	\$ 233.94
\$ -	\$ 228.60	\$ 225.19	\$ -	\$ 233.94
\$ -	\$ 228.60	\$ 225.19	\$ -	\$ 233.94
\$ -	\$ 228.60	\$ 225.19	\$ -	\$ 233.94
\$ -	\$ 228.60	\$ 225.19	\$ -	\$ 233.94
\$ -	\$ 228.60	\$ 225.19	\$ -	\$ 233.94
\$ -	\$ 251.45	\$ 247.71	\$ -	\$ 257.33

Table 11. Plan Premium Development for 21-Year-Old Non-Tobacco I

Geisinger Health Plan
HMO, POS
Individual
1/1/2019

2019 21-year-old, N				
1	2	3	4	5
\$ -	\$ 383.07	\$ 373.04	\$ -	\$ 348.90

[illegible]

PA Rate Template Part IV A - Individual

Table 11. Plan Premium Development for 21-Year-Old Non-Tobacco I

Carrier Name:
Product(s):
Market Segment:
Rate Effective Date:

Geisinger Health Plan
HMO, POS
Individual
1/1/2019

			Non-Tobacco Premium PMPM				
Plan Number	HIOS Plan ID (Standard Component)	1/1/2018 Plan Marketing Name	6	7	8	9	Average (weighted by enrollment by rating area)
Totals	These cells auto-fill using t		\$ 482.05	\$ 476.02	\$ -	\$ 431.16	\$ 432.66

Change in 21-year-old				
1	2	3	4	5
0.0%	-2.4%	1.0%	0.0%	-0.9%

Plan 28b	22444PA0040080	Geisinger Marketplace Value	\$ 301.57	\$ 306.56	\$ -	\$ 272.39	\$ 240.21
Plan 28c	22444PA0040080	Geisinger Marketplace Value	\$ 301.57	\$ 306.56	\$ -	\$ 272.39	-
Plan 28d	22444PA0040080	Geisinger Marketplace Value	\$ 301.57	\$ 306.56	\$ -	\$ 272.39	231.23
Plan 28e	22444PA0040080	Geisinger Marketplace Value	\$ 301.57	\$ 306.56	\$ -	\$ 272.39	301.57
Plan 28f	22444PA0040080	Geisinger Marketplace Value	\$ 301.57	\$ 306.56	\$ -	\$ 272.39	231.23
Plan 28g	22444PA0040080	Geisinger Marketplace Value	\$ 301.57	\$ 306.56	\$ -	\$ 272.39	301.57
Plan 28h	22444PA0040080	Geisinger Marketplace Value	\$ 301.57	\$ 306.56	\$ -	\$ 272.39	231.23
Plan 29	22444PA0040081	Geisinger Marketplace Value	\$ 301.57	\$ 306.56	\$ -	\$ 272.39	272.39
Plan 30	22444PA0040082	Geisinger Marketplace Value	\$ 301.57	\$ 306.56	\$ -	\$ 272.39	301.57
Plan 31a	22444PA0040083	Geisinger Marketplace Value	\$ 301.57	\$ 306.56	\$ -	\$ 272.39	306.56
Plan 31b	22444PA0040083	Geisinger Marketplace Value	\$ 301.57	\$ 306.56	\$ -	\$ 272.39	306.56
Plan 32	22444PA0040084	Geisinger Marketplace Value	\$ 301.57	\$ 306.56	\$ -	\$ 272.39	272.39

	2.7%	2.7%		2.7%
	2.7%	2.7%		2.7%
	2.7%	2.7%		2.7%
	2.7%	2.7%		2.7%
	2.7%	2.7%		2.7%
	2.7%	2.7%		2.7%
	2.7%	2.7%		2.7%
	2.7%	2.7%		2.7%
	2.7%	2.7%		2.7%
	2.7%	2.7%		2.7%
	2.7%	2.7%		2.7%
	-6.7%	-6.7%		-6.7%

PA Rate Template Part IV A - Individual

Table 11. Plan Premium Development for 21-Year-Old Non-Tobacco I

Carrier Name: Geisinger Health Plan
 Product(s): HMO, POS
 Market Segment: Individual
 Rate Effective Date: 1/1/2019

Non-Tobacco Premium PMPM							
Plan Number	HIOS Plan ID (Standard Component)	1/1/2018 Plan Marketing Name	6	7	8	9	Average (weighted by enrollment by rating area)
Totals	These cells auto-fill using t		1.3%	-2.2%	0.0%	-1.3%	0.1%
Plan 28b	22444PA0040080	Geisinger Marketplace Value	2.7%	2.7%		2.7%	2.7%
Plan 28c	22444PA0040080	Geisinger Marketplace Value	2.7%	2.7%		2.7%	
Plan 28d	22444PA0040080	Geisinger Marketplace Value	2.7%	2.7%		2.7%	2.7%
Plan 28e	22444PA0040080	Geisinger Marketplace Value	2.7%	2.7%		2.7%	2.7%
Plan 28f	22444PA0040080	Geisinger Marketplace Value	2.7%	2.7%		2.7%	2.7%
Plan 28g	22444PA0040080	Geisinger Marketplace Value	2.7%	2.7%		2.7%	2.7%
Plan 28h	22444PA0040080	Geisinger Marketplace Value	2.7%	2.7%		2.7%	2.7%
Plan 29	22444PA0040081	Geisinger Marketplace Value	2.7%	2.7%		2.7%	2.7%
Plan 30	22444PA0040082	Geisinger Marketplace Value	2.7%	2.7%		2.7%	2.7%
Plan 31a	22444PA0040083	Geisinger Marketplace Value	2.7%	2.7%		2.7%	2.7%
Plan 31b	22444PA0040083	Geisinger Marketplace Value	2.7%	2.7%		2.7%	2.7%
Plan 32	22444PA0040084	Geisinger Marketplace Value	-6.7%	-6.7%		-6.7%	-6.7%

PA Rate Quarterly Template Part V Consumer Factors

Carrier Name:	Geisinger Health Plan
Product(s):	HMO, POS
Market Segment:	Individual
Rate Effective Date:	1/1/2019

Table 12. Age and Tobacco Factors

Projection Period Age and Tobacco Factors						
Age Band	Age Factor	Tobacco Factor		Age Band	Age Factor	Tobacco Factor
0-14	0.765			40	1.278	1.100
15	0.833			41	1.302	1.100
16	0.859			42	1.325	1.100
17	0.885			43	1.357	1.100
18	0.913	1.100		44	1.397	1.100
19	0.941	1.100		45	1.444	1.100
20	0.970	1.100		46	1.500	1.100
21	1.000	1.100		47	1.563	1.100
22	1.000	1.100		48	1.635	1.100
23	1.000	1.100		49	1.706	1.100
24	1.000	1.100		50	1.786	1.100
25	1.004	1.100		51	1.865	1.100
26	1.024	1.100		52	1.952	1.100
27	1.048	1.100		53	2.040	1.100
28	1.087	1.100		54	2.135	1.100
29	1.119	1.100		55	2.230	1.100
30	1.135	1.100		56	2.333	1.100
31	1.159	1.100		57	2.437	1.100
32	1.183	1.100		58	2.548	1.100
33	1.198	1.100		59	2.603	1.100
34	1.214	1.100		60	2.714	1.100
35	1.222	1.100		61	2.810	1.100
36	1.230	1.100		62	2.873	1.100
37	1.238	1.100		63	2.952	1.100
38	1.246	1.100		64+	3.000	1.100
39	1.262	1.100				

*PA follows the federal default age curve.

Table 13. Geographic Factors

Geographic Area Factors			
Area	Counties	Current Factor	Proposed Factor
Rating Area 1		0.000	0.000
Rating Area 2	Cameron, Elk, Potter	0.941	0.941
Rating Area 3	Tioga, Clinton, Lycoming, Sullivan, Bradford, Susquehanna, Wyoming, Lackawanna, Wayne, Pike, Monroe, Carbon, Luzerne	0.927	0.927
Rating Area 4		0.000	0.000
Rating Area 5	Jefferson, Clearfield, Cambria, Somerset, Blair, Huntingdon	0.963	0.963
Rating Area 6	Centre, Mifflin, Union, Snyder, Montour, Northumberland, Columbia, Schuylkill, Lehigh, Northampton	1.209	1.209
Rating Area 7	Adams, York, Lancaster, Berks	1.229	1.229
Rating Area 8		0.000	0.000
Rating Area 9	Fulton, Cumberland, Perry, Juniata, Dauphin, Lebanon	1.092	1.092

Table 14. Network Factors

[illegible]

**Geisinger Health Plan
Individual
Plan Design Summary**

HIOS Plan ID	Plan Marketing Name	Product	Metal	On/Off Exchange	Network	Rating Area	Counties Covered
22444PA0010035	Geisinger Marketplace HMO 20/40/3000	HMO	Gold	On/Off	Geisinger Marketplace HMO	Rating Area 3	Bradford, Lackawanna, Luzerne, Pike,
22444PA0010036	Geisinger Marketplace HMO 20/40/3000	HMO	Gold	On/Off	Geisinger Marketplace HMO	Rating Area 6	Sullivan, Susquehanna, Wayne, Wyoming
22444PA0010037	Geisinger Marketplace HMO 20/40/3000	HMO	Gold	On/Off	Geisinger Marketplace HMO	Rating Area 7	Lehigh, Northampton, Schuylkill Berks, Lancaster
22444PA0010038	Geisinger Marketplace HMO 30/60/4650	HMO	Silver	On/Off	Geisinger Marketplace HMO	Rating Area 3	Bradford, Lackawanna, Luzerne, Pike, Sullivan, Susquehanna, Wayne, Wyoming
22444PA0010039	Geisinger Marketplace HMO 30/60/4650	HMO	Silver	On/Off	Geisinger Marketplace HMO	Rating Area 9	Cumberland, Dauphin, Fulton, Juniata, Perry
22444PA0010040	Geisinger Marketplace HMO 30/60/4650	HMO	Silver	On/Off	Geisinger Marketplace HMO	Rating Area 6	Lehigh, Northampton, Schuylkill
22444PA0010041	Geisinger Marketplace HMO 30/60/4650	HMO	Silver	On/Off	Geisinger Marketplace HMO	Rating Area 7	Adams, York Cumberland, Dauphin, Fulton, Juniata, Perry
22444PA0010042	Geisinger Marketplace HMO 20/40/3000	HMO	Gold	On/Off	Geisinger Marketplace HMO	Rating Area 9	Lackawanna, Luzerne, Susquehanna, Wayne, Wyoming
22444PA0010045	Geisinger Marketplace Extra HMO 10/50/500	HMO	Gold	On/Off	Geisinger Marketplace HMO	Rating Area 3	Cumberland, Dauphin, Juniata, Perry
22444PA0010046	Geisinger Marketplace Extra HMO 10/50/500	HMO	Gold	On/Off	Geisinger Marketplace HMO	Rating Area 9	Lackawanna, Luzerne, Susquehanna, Wayne, Wyoming
22444PA0010047	Geisinger Marketplace Extra HMO 10/50/4500	HMO	Silver	On/Off	Geisinger Marketplace HMO	Rating Area 3	Cumberland, Dauphin, Juniata, Perry
22444PA0010048	Geisinger Marketplace Extra HMO 10/50/4500	HMO	Silver	On/Off	Geisinger Marketplace HMO	Rating Area 9	
22444PA0010053	Geisinger Marketplace HMO 30/60/6600	HMO	Bronze	On/Off	Geisinger Marketplace HMO	Rating Area 3	Bradford, Lackawanna, Luzerne, Pike, Sullivan, Susquehanna, Wayne, Wyoming
22444PA0010054	Geisinger Marketplace HMO 30/60/6600	HMO	Bronze	On/Off	Geisinger Marketplace HMO	Rating Area 9	Cumberland, Dauphin, Fulton, Juniata, Perry
22444PA0010055	Geisinger Marketplace HMO 30/60/6600	HMO	Bronze	On/Off	Geisinger Marketplace HMO	Rating Area 6	Lehigh, Northampton, Schuylkill
22444PA0010056	Geisinger Marketplace HMO 30/60/6600	HMO	Bronze	On/Off	Geisinger Marketplace HMO	Rating Area 7	Berks, Lancaster
22444PA0010063	Geisinger Marketplace HMO 30/60/4600	HMO	Silver	Off	Geisinger Marketplace HMO	Rating Area 3	Bradford, Lackawanna, Luzerne, Pike, Sullivan, Susquehanna, Wayne, Wyoming
22444PA0010064	Geisinger Marketplace HMO 30/60/4600	HMO	Silver	Off	Geisinger Marketplace HMO	Rating Area 9	Cumberland, Dauphin, Fulton, Juniata, Perry
22444PA0010065	Geisinger Marketplace HMO 30/60/4600	HMO	Silver	Off	Geisinger Marketplace HMO	Rating Area 6	Lehigh, Northampton, Schuylkill
22444PA0010066	Geisinger Marketplace HMO 30/60/4600	HMO	Silver	Off	Geisinger Marketplace HMO	Rating Area 7	Berks, Lancaster
22444PA0010067	Geisinger Marketplace HMO 20/40/3000	HMO	Gold	On/Off	Geisinger Marketplace HMO	Rating Area 9	Lebanon
22444PA0010068	Geisinger Marketplace HMO 30/60/4650	HMO	Silver	On/Off	Geisinger Marketplace HMO	Rating Area 9	Lebanon
22444PA0010069	Geisinger Marketplace HMO 30/60/6600	HMO	Bronze	On/Off	Geisinger Marketplace HMO	Rating Area 9	Lebanon
22444PA0010070	Geisinger Marketplace HMO 30/60/4600	HMO	Silver	Off	Geisinger Marketplace HMO	Rating Area 9	Lebanon
22444PA0010071	Geisinger Marketplace Extra HMO 10/50/4500	HMO	Silver	On/Off	Geisinger Marketplace HMO	Rating Area 6	Centre Columbia, Mifflin, Montour, Northumberland, Snyder, Union
22444PA0010072	Geisinger Marketplace Extra HMO 10/50/4500	HMO	Silver	On/Off	Geisinger Marketplace HMO	Rating Area 6	Carbon, Monroe
22444PA0010073	Geisinger Marketplace Extra HMO 10/50/4500	HMO	Silver	On/Off	Geisinger Marketplace HMO	Rating Area 3	Lehigh, Northampton, Schuylkill
22444PA0010074	Geisinger Marketplace Extra HMO 10/50/4500	HMO	Silver	On/Off	Geisinger Marketplace HMO	Rating Area 6	Lycoming
22444PA0010075	Geisinger Marketplace Extra HMO 10/50/4500	HMO	Silver	On/Off	Geisinger Marketplace HMO	Rating Area 3	Clinton
22444PA0010076	Geisinger Marketplace Extra HMO 10/50/500	HMO	Gold	On/Off	Geisinger Marketplace HMO	Rating Area 6	Centre Columbia, Mifflin, Montour, Northumberland, Snyder, Union
22444PA0010077	Geisinger Marketplace Extra HMO 10/50/500	HMO	Gold	On/Off	Geisinger Marketplace HMO	Rating Area 6	Carbon, Monroe
22444PA0010078	Geisinger Marketplace Extra HMO 10/50/500	HMO	Gold	On/Off	Geisinger Marketplace HMO	Rating Area 3	Lehigh, Northampton, Schuylkill
22444PA0010079	Geisinger Marketplace Extra HMO 10/50/500	HMO	Gold	On/Off	Geisinger Marketplace HMO	Rating Area 6	Lycoming
22444PA0010080	Geisinger Marketplace Extra HMO 10/50/500	HMO	Gold	On/Off	Geisinger Marketplace HMO	Rating Area 3	Blair, Cambria, Clearfield, Huntingdon, Jefferson, Somerset
22444PA0010081	Geisinger Marketplace Extra HMO 10/50/500	HMO	Gold	On/Off	Geisinger Marketplace HMO	Rating Area 5	Cameron, Elk, Potter
22444PA0010082	Geisinger Marketplace HMO 20/40/3000	HMO	Gold	On/Off	Geisinger Marketplace HMO	Rating Area 2	Clinton
22444PA0010083	Geisinger Marketplace HMO 20/40/3000	HMO	Gold	On/Off	Geisinger Marketplace HMO	Rating Area 3	Centre
22444PA0010084	Geisinger Marketplace HMO 20/40/3000	HMO	Gold	On/Off	Geisinger Marketplace HMO	Rating Area 6	Lycoming, Tioga
22444PA0010085	Geisinger Marketplace HMO 20/40/3000	HMO	Gold	On/Off	Geisinger Marketplace HMO	Rating Area 3	Columbia, Mifflin, Montour, Northumberland, Snyder, Union
22444PA0010086	Geisinger Marketplace HMO 20/40/3000	HMO	Gold	On/Off	Geisinger Marketplace HMO	Rating Area 6	Carbon, Monroe
22444PA0010087	Geisinger Marketplace HMO 20/40/3000	HMO	Gold	On/Off	Geisinger Marketplace HMO	Rating Area 3	Adams, York
22444PA0010088	Geisinger Marketplace HMO 20/40/3000	HMO	Gold	On/Off	Geisinger Marketplace HMO	Rating Area 7	Blair, Cambria, Clearfield, Huntingdon, Jefferson, Somerset
22444PA0010089	Geisinger Marketplace HMO 20/40/3000	HMO	Gold	On/Off	Geisinger Marketplace HMO	Rating Area 5	Cameron, Elk, Potter
22444PA0010090	Geisinger Marketplace HMO 30/60/4600	HMO	Silver	Off	Geisinger Marketplace HMO	Rating Area 2	Clinton
22444PA0010091	Geisinger Marketplace HMO 30/60/4600	HMO	Silver	Off	Geisinger Marketplace HMO	Rating Area 3	Centre
22444PA0010092	Geisinger Marketplace HMO 30/60/4600	HMO	Silver	Off	Geisinger Marketplace HMO	Rating Area 6	Lycoming, Tioga
22444PA0010093	Geisinger Marketplace HMO 30/60/4600	HMO	Silver	Off	Geisinger Marketplace HMO	Rating Area 3	Columbia, Mifflin, Montour, Northumberland, Snyder, Union
22444PA0010094	Geisinger Marketplace HMO 30/60/4600	HMO	Silver	Off	Geisinger Marketplace HMO	Rating Area 6	Carbon, Monroe
22444PA0010095	Geisinger Marketplace HMO 30/60/4600	HMO	Silver	Off	Geisinger Marketplace HMO	Rating Area 3	Adams, York
22444PA0010096	Geisinger Marketplace HMO 30/60/4600	HMO	Silver	Off	Geisinger Marketplace HMO	Rating Area 7	Blair, Cambria, Clearfield, Huntingdon, Jefferson, Somerset
22444PA0010097	Geisinger Marketplace HMO 30/60/4600	HMO	Silver	Off	Geisinger Marketplace HMO	Rating Area 5	Cameron, Elk, Potter
22444PA0010098	Geisinger Marketplace HMO 30/60/4650	HMO	Silver	On/Off	Geisinger Marketplace HMO	Rating Area 2	Clinton
22444PA0010099	Geisinger Marketplace HMO 30/60/4650	HMO	Silver	On/Off	Geisinger Marketplace HMO	Rating Area 3	Centre
22444PA0010100	Geisinger Marketplace HMO 30/60/4650	HMO	Silver	On/Off	Geisinger Marketplace HMO	Rating Area 6	
22444PA0010101	Geisinger Marketplace HMO 30/60/4650	HMO	Silver	On/Off	Geisinger Marketplace HMO	Rating Area 3	

22444PA0010102	Geisinger Marketplace HMO 30/60/4650	HMO	Silver	On/Off	Geisinger Marketplace HMO	Rating Area 3	Lycoming, Tioga
22444PA0010103	Geisinger Marketplace HMO 30/60/4650	HMO	Silver	On/Off	Geisinger Marketplace HMO	Rating Area 6	Columbia, Mifflin, Montour,
22444PA0010104	Geisinger Marketplace HMO 30/60/4650	HMO	Silver	On/Off	Geisinger Marketplace HMO	Rating Area 3	Northumberland, Snyder, Union
22444PA0010105	Geisinger Marketplace HMO 30/60/4650	HMO	Silver	On/Off	Geisinger Marketplace HMO	Rating Area 7	Carbon, Monroe
22444PA0010106	Geisinger Marketplace HMO 30/60/6600	HMO	Bronze	On/Off	Geisinger Marketplace HMO	Rating Area 5	Berks, Lancaster
22444PA0010107	Geisinger Marketplace HMO 30/60/6600	HMO	Bronze	On/Off	Geisinger Marketplace HMO	Rating Area 2	Blair, Cambria, Clearfield, Huntingdon,
22444PA0010108	Geisinger Marketplace HMO 30/60/6600	HMO	Bronze	On/Off	Geisinger Marketplace HMO	Rating Area 3	Jefferson, Somerset
22444PA0010109	Geisinger Marketplace HMO 30/60/6600	HMO	Bronze	On/Off	Geisinger Marketplace HMO	Rating Area 6	Cameron, Elk, Potter
22444PA0010110	Geisinger Marketplace HMO 30/60/6600	HMO	Bronze	On/Off	Geisinger Marketplace HMO	Rating Area 3	Clinton
22444PA0010111	Geisinger Marketplace HMO 30/60/6600	HMO	Bronze	On/Off	Geisinger Marketplace HMO	Rating Area 6	Centre
22444PA0010112	Geisinger Marketplace HMO 30/60/6600	HMO	Bronze	On/Off	Geisinger Marketplace HMO	Rating Area 3	Lycoming, Tioga
22444PA0010113	Geisinger Marketplace HMO 30/60/6600	HMO	Bronze	On/Off	Geisinger Marketplace HMO	Rating Area 7	Columbia, Mifflin, Montour,
22444PA0010134	Geisinger Marketplace Extra HMO 10/50/4500	HMO	Silver	On/Off	Geisinger Marketplace HMO	Rating Area 3	Northumberland, Snyder, Union
22444PA0040080	Geisinger Marketplace Value	POS	Catastrophic	On/Off	Geisinger Marketplace HMO	Rating Area 3	Carbon, Monroe
22444PA0040081	Geisinger Marketplace Value	POS	Catastrophic	On/Off	Geisinger Marketplace HMO	Rating Area 9	Adams, York
22444PA0040082	Geisinger Marketplace Value	POS	Catastrophic	On/Off	Geisinger Marketplace HMO	Rating Area 6	Clinton
22444PA0040083	Geisinger Marketplace Value	POS	Catastrophic	On/Off	Geisinger Marketplace HMO	Rating Area 7	Bradford, Lackawanna, Luzerne, Pike,
22444PA0040084	Geisinger Marketplace Value	POS	Catastrophic	On/Off	Geisinger Marketplace HMO	Rating Area 9	Sullivan, Susquehanna, Wayne, Wyoming
22444PA0040085	Geisinger Marketplace Value	POS	Catastrophic	On/Off	Geisinger Marketplace HMO	Rating Area 5	Cumberland, Dauphin, Fulton, Juniata,
22444PA0040086	Geisinger Marketplace Value	POS	Catastrophic	On/Off	Geisinger Marketplace HMO	Rating Area 2	Perry
22444PA0040087	Geisinger Marketplace Value	POS	Catastrophic	On/Off	Geisinger Marketplace HMO	Rating Area 3	Lehigh, Northampton, Schuylkill
22444PA0040088	Geisinger Marketplace Value	POS	Catastrophic	On/Off	Geisinger Marketplace HMO	Rating Area 6	Berks, Lancaster
22444PA0040089	Geisinger Marketplace Value	POS	Catastrophic	On/Off	Geisinger Marketplace HMO	Rating Area 3	Lebanon
22444PA0040090	Geisinger Marketplace Value	POS	Catastrophic	On/Off	Geisinger Marketplace HMO	Rating Area 6	Blair, Cambria, Clearfield, Huntingdon,
22444PA0040091	Geisinger Marketplace Value	POS	Catastrophic	On/Off	Geisinger Marketplace HMO	Rating Area 3	Jefferson, Somerset
22444PA0040092	Geisinger Marketplace Value	POS	Catastrophic	On/Off	Geisinger Marketplace HMO	Rating Area 7	Cameron, Elk, Potter

Company Name Geisinger Health Plan

Market Individual

RATES FOR AGE 21, NON-TOBACCO USER, BY RATING AREA AND COUNTY

RATING AREA 1

0	0	0	0	0	0	0	0
Crawford	Clarion	Erie	Forest	Mckean	Mercer	Venango	Warren

02-01-2018 Number of Covered Lives by Rating County				
HIOS Plan ID	Plan Marketing Name	Product	Metal	On/Off Exchange
22444PA0010035	Geisinger Marketplace HMO 20/40/3000	HMO	Gold	On/Off
22444PA0010036	Geisinger Marketplace HMO 20/40/3000	HMO	Gold	On/Off
22444PA0010037	Geisinger Marketplace HMO 20/40/3000	HMO	Gold	On/Off
22444PA0010038	Geisinger Marketplace HMO 30/60/4650	HMO	Silver	On/Off
22444PA0010039	Geisinger Marketplace HMO 30/60/4650	HMO	Silver	On/Off
22444PA0010040	Geisinger Marketplace HMO 30/60/4650	HMO	Silver	On/Off
22444PA0010041	Geisinger Marketplace HMO 30/60/4650	HMO	Silver	On/Off
22444PA0010042	Geisinger Marketplace HMO 20/40/3000	HMO	Gold	On/Off
22444PA0010045	Geisinger Marketplace Extra HMO 10/50/500	HMO	Gold	On/Off
22444PA0010046	Geisinger Marketplace Extra HMO 10/50/500	HMO	Gold	On/Off
22444PA0010047	Geisinger Marketplace Extra HMO 10/50/4500	HMO	Silver	On/Off
22444PA0010048	Geisinger Marketplace Extra HMO 10/50/4500	HMO	Silver	On/Off
22444PA0010053	Geisinger Marketplace HMO 30/60/6600	HMO	Bronze	On/Off
22444PA0010054	Geisinger Marketplace HMO 30/60/6600	HMO	Bronze	On/Off
22444PA0010055	Geisinger Marketplace HMO 30/60/6600	HMO	Bronze	On/Off
22444PA0010056	Geisinger Marketplace HMO 30/60/6600	HMO	Bronze	On/Off
22444PA0010063	Geisinger Marketplace HMO 30/60/4600	HMO	Silver	Off
22444PA0010064	Geisinger Marketplace HMO 30/60/4600	HMO	Silver	Off
22444PA0010065	Geisinger Marketplace HMO 30/60/4600	HMO	Silver	Off
22444PA0010066	Geisinger Marketplace HMO 30/60/4600	HMO	Silver	Off
22444PA0010067	Geisinger Marketplace HMO 20/40/3000	HMO	Gold	On/Off
22444PA0010068	Geisinger Marketplace HMO 30/60/4650	HMO	Silver	On/Off
22444PA0010069	Geisinger Marketplace HMO 30/60/6600	HMO	Bronze	On/Off
22444PA0010070	Geisinger Marketplace HMO 30/60/4600	HMO	Silver	Off
22444PA0010071	Geisinger Marketplace Extra HMO 10/50/4500	HMO	Silver	On/Off
22444PA0010072	Geisinger Marketplace Extra HMO 10/50/4500	HMO	Silver	On/Off
22444PA0010073	Geisinger Marketplace Extra HMO 10/50/4500	HMO	Silver	On/Off
22444PA0010074	Geisinger Marketplace Extra HMO 10/50/4500	HMO	Silver	On/Off
22444PA0010075	Geisinger Marketplace Extra HMO 10/50/4500	HMO	Silver	On/Off
22444PA0010076	Geisinger Marketplace Extra HMO 10/50/500	HMO	Gold	On/Off
22444PA0010077	Geisinger Marketplace Extra HMO 10/50/500	HMO	Gold	On/Off
22444PA0010078	Geisinger Marketplace Extra HMO 10/50/500	HMO	Gold	On/Off
22444PA0010079	Geisinger Marketplace Extra HMO 10/50/500	HMO	Gold	On/Off
22444PA0010080	Geisinger Marketplace Extra HMO 10/50/500	HMO	Gold	On/Off
22444PA0010081	Geisinger Marketplace Extra HMO 10/50/500	HMO	Gold	On/Off
22444PA0010082	Geisinger Marketplace HMO 20/40/3000	HMO	Gold	On/Off
22444PA0010083	Geisinger Marketplace HMO 20/40/3000	HMO	Gold	On/Off

22444PA0010084	Geisinger Marketplace HMO 20/40/3000	HMO	Gold	On/Off
22444PA0010085	Geisinger Marketplace HMO 20/40/3000	HMO	Gold	On/Off
22444PA0010086	Geisinger Marketplace HMO 20/40/3000	HMO	Gold	On/Off
22444PA0010087	Geisinger Marketplace HMO 20/40/3000	HMO	Gold	On/Off
22444PA0010088	Geisinger Marketplace HMO 20/40/3000	HMO	Gold	On/Off
22444PA0010089	Geisinger Marketplace HMO 20/40/3000	HMO	Gold	On/Off
22444PA0010090	Geisinger Marketplace HMO 30/60/4600	HMO	Silver	Off
22444PA0010091	Geisinger Marketplace HMO 30/60/4600	HMO	Silver	Off
22444PA0010092	Geisinger Marketplace HMO 30/60/4600	HMO	Silver	Off
22444PA0010093	Geisinger Marketplace HMO 30/60/4600	HMO	Silver	Off
22444PA0010094	Geisinger Marketplace HMO 30/60/4600	HMO	Silver	Off
22444PA0010095	Geisinger Marketplace HMO 30/60/4600	HMO	Silver	Off
22444PA0010096	Geisinger Marketplace HMO 30/60/4600	HMO	Silver	Off
22444PA0010097	Geisinger Marketplace HMO 30/60/4600	HMO	Silver	Off
22444PA0010098	Geisinger Marketplace HMO 30/60/4650	HMO	Silver	On/Off
22444PA0010099	Geisinger Marketplace HMO 30/60/4650	HMO	Silver	On/Off
22444PA0010100	Geisinger Marketplace HMO 30/60/4650	HMO	Silver	On/Off
22444PA0010101	Geisinger Marketplace HMO 30/60/4650	HMO	Silver	On/Off
22444PA0010102	Geisinger Marketplace HMO 30/60/4650	HMO	Silver	On/Off
22444PA0010103	Geisinger Marketplace HMO 30/60/4650	HMO	Silver	On/Off
22444PA0010104	Geisinger Marketplace HMO 30/60/4650	HMO	Silver	On/Off
22444PA0010105	Geisinger Marketplace HMO 30/60/4650	HMO	Silver	On/Off
22444PA0010106	Geisinger Marketplace HMO 30/60/6600	HMO	Bronze	On/Off
22444PA0010107	Geisinger Marketplace HMO 30/60/6600	HMO	Bronze	On/Off
22444PA0010108	Geisinger Marketplace HMO 30/60/6600	HMO	Bronze	On/Off
22444PA0010109	Geisinger Marketplace HMO 30/60/6600	HMO	Bronze	On/Off
22444PA0010110	Geisinger Marketplace HMO 30/60/6600	HMO	Bronze	On/Off
22444PA0010111	Geisinger Marketplace HMO 30/60/6600	HMO	Bronze	On/Off
22444PA0010112	Geisinger Marketplace HMO 30/60/6600	HMO	Bronze	On/Off
22444PA0010113	Geisinger Marketplace HMO 30/60/6600	HMO	Bronze	On/Off
22444PA0010134	Geisinger Marketplace Extra HMO 10/50/4500	HMO	Silver	On/Off
22444PA0040080	Geisinger Marketplace Value	POS	Catastrophic	On/Off
22444PA0040081	Geisinger Marketplace Value	POS	Catastrophic	On/Off
22444PA0040082	Geisinger Marketplace Value	POS	Catastrophic	On/Off
22444PA0040083	Geisinger Marketplace Value	POS	Catastrophic	On/Off
22444PA0040084	Geisinger Marketplace Value	POS	Catastrophic	On/Off
22444PA0040085	Geisinger Marketplace Value	POS	Catastrophic	On/Off
22444PA0040086	Geisinger Marketplace Value	POS	Catastrophic	On/Off
22444PA0040087	Geisinger Marketplace Value	POS	Catastrophic	On/Off
22444PA0040088	Geisinger Marketplace Value	POS	Catastrophic	On/Off
22444PA0040089	Geisinger Marketplace Value	POS	Catastrophic	On/Off
22444PA0040090	Geisinger Marketplace Value	POS	Catastrophic	On/Off
22444PA0040091	Geisinger Marketplace Value	POS	Catastrophic	On/Off
22444PA0040092	Geisinger Marketplace Value	POS	Catastrophic	On/Off

Company Name Geisinger Health Plan

Market Individual

RATES FOR AGE 21, NON-TOBACCO USER, BY RATING AREA AND

		RATING AREA 2			RATING AREA 3							
	02-01-2018 Number of Covered Li	0	0	15	299	693	548	4,353	6,426	1,393	3,269	977
HIOS Plan ID	Plan Marketing Name	Elk	Cameron	Potter	Bradford	Carbon	Clinton	Lackawanna	Luzerne	Lycoming	Monroe	Pike
22444PA0010035	Geisinger Marketplace HMO 20/40/3000				\$384.44			\$384.44	\$384.44			\$384.44
22444PA0010036	Geisinger Marketplace HMO 20/40/3000											
22444PA0010037	Geisinger Marketplace HMO 20/40/3000											
22444PA0010038	Geisinger Marketplace HMO 30/60/4650				\$394.30			\$394.30	\$394.30			\$394.30
22444PA0010039	Geisinger Marketplace HMO 30/60/4650											
22444PA0010040	Geisinger Marketplace HMO 30/60/4650											
22444PA0010041	Geisinger Marketplace HMO 30/60/4650											
22444PA0010042	Geisinger Marketplace HMO 20/40/3000											
22444PA0010045	Geisinger Marketplace Extra HMO 10/50/500							\$387.74	\$387.74			
22444PA0010046	Geisinger Marketplace Extra HMO 10/50/500											
22444PA0010047	Geisinger Marketplace Extra HMO 10/50/4500							\$376.67	\$376.67			
22444PA0010048	Geisinger Marketplace Extra HMO 10/50/4500											
22444PA0010053	Geisinger Marketplace HMO 30/60/6600				\$274.97			\$274.97	\$274.97			\$274.97
22444PA0010054	Geisinger Marketplace HMO 30/60/6600											
22444PA0010055	Geisinger Marketplace HMO 30/60/6600											
22444PA0010056	Geisinger Marketplace HMO 30/60/6600											
22444PA0010063	Geisinger Marketplace HMO 30/60/4600				\$328.87			\$328.87	\$328.87			\$328.87
22444PA0010064	Geisinger Marketplace HMO 30/60/4600											
22444PA0010065	Geisinger Marketplace HMO 30/60/4600											
22444PA0010066	Geisinger Marketplace HMO 30/60/4600											
22444PA0010067	Geisinger Marketplace HMO 20/40/3000											
22444PA0010068	Geisinger Marketplace HMO 30/60/4650											
22444PA0010069	Geisinger Marketplace HMO 30/60/6600											
22444PA0010070	Geisinger Marketplace HMO 30/60/4600											
22444PA0010071	Geisinger Marketplace Extra HMO 10/50/4500											
22444PA0010072	Geisinger Marketplace Extra HMO 10/50/4500											
22444PA0010073	Geisinger Marketplace Extra HMO 10/50/4500					\$376.67					\$376.67	
22444PA0010074	Geisinger Marketplace Extra HMO 10/50/4500											
22444PA0010075	Geisinger Marketplace Extra HMO 10/50/4500									\$376.67		
22444PA0010076	Geisinger Marketplace Extra HMO 10/50/500						\$387.74					
22444PA0010077	Geisinger Marketplace Extra HMO 10/50/500											
22444PA0010078	Geisinger Marketplace Extra HMO 10/50/500											
22444PA0010079	Geisinger Marketplace Extra HMO 10/50/500					\$387.74					\$387.74	
22444PA0010080	Geisinger Marketplace Extra HMO 10/50/500											
22444PA0010081	Geisinger Marketplace Extra HMO 10/50/500									\$387.74		
22444PA0010082	Geisinger Marketplace HMO 20/40/3000											
22444PA0010083	Geisinger Marketplace HMO 20/40/3000	\$390.25	\$390.25	\$390.25								

22444PA0010084	Geisinger Marketplace HMO 20/40/3000					\$384.44			
22444PA0010085	Geisinger Marketplace HMO 20/40/3000								
22444PA0010086	Geisinger Marketplace HMO 20/40/3000							\$384.44	
22444PA0010087	Geisinger Marketplace HMO 20/40/3000								
22444PA0010088	Geisinger Marketplace HMO 20/40/3000				\$384.44				\$384.44
22444PA0010089	Geisinger Marketplace HMO 20/40/3000								
22444PA0010090	Geisinger Marketplace HMO 30/60/4600								
22444PA0010091	Geisinger Marketplace HMO 30/60/4600	\$333.83	\$333.83	\$333.83					
22444PA0010092	Geisinger Marketplace HMO 30/60/4600					\$328.87			
22444PA0010093	Geisinger Marketplace HMO 30/60/4600								
22444PA0010094	Geisinger Marketplace HMO 30/60/4600							\$328.87	
22444PA0010095	Geisinger Marketplace HMO 30/60/4600								
22444PA0010096	Geisinger Marketplace HMO 30/60/4600				\$328.87				\$328.87
22444PA0010097	Geisinger Marketplace HMO 30/60/4600								
22444PA0010098	Geisinger Marketplace HMO 30/60/4650								
22444PA0010099	Geisinger Marketplace HMO 30/60/4650	\$400.25	\$400.25	\$400.25					
22444PA0010100	Geisinger Marketplace HMO 30/60/4650					\$394.30			
22444PA0010101	Geisinger Marketplace HMO 30/60/4650								
22444PA0010102	Geisinger Marketplace HMO 30/60/4650							\$394.30	
22444PA0010103	Geisinger Marketplace HMO 30/60/4650								
22444PA0010104	Geisinger Marketplace HMO 30/60/4650				\$394.30				\$394.30
22444PA0010105	Geisinger Marketplace HMO 30/60/4650								
22444PA0010106	Geisinger Marketplace HMO 30/60/6600								
22444PA0010107	Geisinger Marketplace HMO 30/60/6600	\$279.12	\$279.12	\$279.12					
22444PA0010108	Geisinger Marketplace HMO 30/60/6600					\$274.97			
22444PA0010109	Geisinger Marketplace HMO 30/60/6600								
22444PA0010110	Geisinger Marketplace HMO 30/60/6600							\$274.97	
22444PA0010111	Geisinger Marketplace HMO 30/60/6600								
22444PA0010112	Geisinger Marketplace HMO 30/60/6600				\$274.97				\$274.97
22444PA0010113	Geisinger Marketplace HMO 30/60/6600								
22444PA0010134	Geisinger Marketplace Extra HMO 10/50/4500					\$376.67			
22444PA0040080	Geisinger Marketplace Value				\$231.24		\$231.24	\$231.24	\$231.24
22444PA0040081	Geisinger Marketplace Value								
22444PA0040082	Geisinger Marketplace Value								
22444PA0040083	Geisinger Marketplace Value								
22444PA0040084	Geisinger Marketplace Value								
22444PA0040085	Geisinger Marketplace Value								
22444PA0040086	Geisinger Marketplace Value	\$234.73	\$234.73	\$234.73					
22444PA0040087	Geisinger Marketplace Value					\$231.24			
22444PA0040088	Geisinger Marketplace Value								
22444PA0040089	Geisinger Marketplace Value							\$231.24	
22444PA0040090	Geisinger Marketplace Value								
22444PA0040091	Geisinger Marketplace Value				\$231.24				\$231.24
22444PA0040092	Geisinger Marketplace Value								

Company Name Geisinger Health Plan
Market Individual
RATES FOR AGE 21, NON-TOBACCO USER, BY RATING AREA AND

	02-01-2018 Number of Covered Li	147	1,082	168	1,367	689
HIOS Plan ID	Plan Marketing Name	Sullivan	Susquehanna	Tioga	Wayne	Wyoming
22444PA0010035	Geisinger Marketplace HMO 20/40/3000	\$384.44	\$384.44		\$384.44	\$384.44
22444PA0010036	Geisinger Marketplace HMO 20/40/3000					
22444PA0010037	Geisinger Marketplace HMO 20/40/3000					
22444PA0010038	Geisinger Marketplace HMO 30/60/4650	\$394.30	\$394.30		\$394.30	\$394.30
22444PA0010039	Geisinger Marketplace HMO 30/60/4650					
22444PA0010040	Geisinger Marketplace HMO 30/60/4650					
22444PA0010041	Geisinger Marketplace HMO 30/60/4650					
22444PA0010042	Geisinger Marketplace HMO 20/40/3000					
22444PA0010045	Geisinger Marketplace Extra HMO 10/50/500		\$387.74		\$387.74	\$387.74
22444PA0010046	Geisinger Marketplace Extra HMO 10/50/500					
22444PA0010047	Geisinger Marketplace Extra HMO 10/50/4500		\$376.67		\$376.67	\$376.67
22444PA0010048	Geisinger Marketplace Extra HMO 10/50/4500					
22444PA0010053	Geisinger Marketplace HMO 30/60/6600	\$274.97	\$274.97		\$274.97	\$274.97
22444PA0010054	Geisinger Marketplace HMO 30/60/6600					
22444PA0010055	Geisinger Marketplace HMO 30/60/6600					
22444PA0010056	Geisinger Marketplace HMO 30/60/6600					
22444PA0010063	Geisinger Marketplace HMO 30/60/4600	\$328.87	\$328.87		\$328.87	\$328.87
22444PA0010064	Geisinger Marketplace HMO 30/60/4600					
22444PA0010065	Geisinger Marketplace HMO 30/60/4600					
22444PA0010066	Geisinger Marketplace HMO 30/60/4600					
22444PA0010067	Geisinger Marketplace HMO 20/40/3000					
22444PA0010068	Geisinger Marketplace HMO 30/60/4650					
22444PA0010069	Geisinger Marketplace HMO 30/60/6600					
22444PA0010070	Geisinger Marketplace HMO 30/60/4600					
22444PA0010071	Geisinger Marketplace Extra HMO 10/50/4500					
22444PA0010072	Geisinger Marketplace Extra HMO 10/50/4500					
22444PA0010073	Geisinger Marketplace Extra HMO 10/50/4500					
22444PA0010074	Geisinger Marketplace Extra HMO 10/50/4500					
22444PA0010075	Geisinger Marketplace Extra HMO 10/50/4500					
22444PA0010076	Geisinger Marketplace Extra HMO 10/50/500					
22444PA0010077	Geisinger Marketplace Extra HMO 10/50/500					
22444PA0010078	Geisinger Marketplace Extra HMO 10/50/500					
22444PA0010079	Geisinger Marketplace Extra HMO 10/50/500					
22444PA0010080	Geisinger Marketplace Extra HMO 10/50/500					
22444PA0010081	Geisinger Marketplace Extra HMO 10/50/500					
22444PA0010082	Geisinger Marketplace HMO 20/40/3000					
22444PA0010083	Geisinger Marketplace HMO 20/40/3000					

RATING AREA 4

0	0	0	0	0	0	0
Allegheny	Armstrong	Beaver	Butler	Fayette	Greene	Indiana

22444PA0010084	Geisinger Marketplace HMO 20/40/3000				
22444PA0010085	Geisinger Marketplace HMO 20/40/3000				
22444PA0010086	Geisinger Marketplace HMO 20/40/3000			\$384.44	
22444PA0010087	Geisinger Marketplace HMO 20/40/3000				
22444PA0010088	Geisinger Marketplace HMO 20/40/3000				
22444PA0010089	Geisinger Marketplace HMO 20/40/3000				
22444PA0010090	Geisinger Marketplace HMO 30/60/4600				
22444PA0010091	Geisinger Marketplace HMO 30/60/4600				
22444PA0010092	Geisinger Marketplace HMO 30/60/4600				
22444PA0010093	Geisinger Marketplace HMO 30/60/4600				
22444PA0010094	Geisinger Marketplace HMO 30/60/4600			\$328.87	
22444PA0010095	Geisinger Marketplace HMO 30/60/4600				
22444PA0010096	Geisinger Marketplace HMO 30/60/4600				
22444PA0010097	Geisinger Marketplace HMO 30/60/4600				
22444PA0010098	Geisinger Marketplace HMO 30/60/4650				
22444PA0010099	Geisinger Marketplace HMO 30/60/4650				
22444PA0010100	Geisinger Marketplace HMO 30/60/4650				
22444PA0010101	Geisinger Marketplace HMO 30/60/4650				
22444PA0010102	Geisinger Marketplace HMO 30/60/4650			\$394.30	
22444PA0010103	Geisinger Marketplace HMO 30/60/4650				
22444PA0010104	Geisinger Marketplace HMO 30/60/4650				
22444PA0010105	Geisinger Marketplace HMO 30/60/4650				
22444PA0010106	Geisinger Marketplace HMO 30/60/6600				
22444PA0010107	Geisinger Marketplace HMO 30/60/6600				
22444PA0010108	Geisinger Marketplace HMO 30/60/6600				
22444PA0010109	Geisinger Marketplace HMO 30/60/6600				
22444PA0010110	Geisinger Marketplace HMO 30/60/6600			\$274.97	
22444PA0010111	Geisinger Marketplace HMO 30/60/6600				
22444PA0010112	Geisinger Marketplace HMO 30/60/6600				
22444PA0010113	Geisinger Marketplace HMO 30/60/6600				
22444PA0010134	Geisinger Marketplace Extra HMO 10/50/4500				
22444PA0040080	Geisinger Marketplace Value	\$231.24	\$231.24	\$231.24	\$231.24
22444PA0040081	Geisinger Marketplace Value				
22444PA0040082	Geisinger Marketplace Value				
22444PA0040083	Geisinger Marketplace Value				
22444PA0040084	Geisinger Marketplace Value				
22444PA0040085	Geisinger Marketplace Value				
22444PA0040086	Geisinger Marketplace Value				
22444PA0040087	Geisinger Marketplace Value				
22444PA0040088	Geisinger Marketplace Value				
22444PA0040089	Geisinger Marketplace Value			\$231.24	
22444PA0040090	Geisinger Marketplace Value				
22444PA0040091	Geisinger Marketplace Value				
22444PA0040092	Geisinger Marketplace Value				

Company Name Geisinger Health Plan
Market Individual
RATES FOR AGE 21, NON-TOBACCO USER, BY RATING AREA AND

	02-01-2018 Number of Covered Li	0	0	0
HIOS Plan ID	Plan Marketing Name	Lawrence	Washington	Westmoreland
22444PA0010035	Geisinger Marketplace HMO 20/40/3000			
22444PA0010036	Geisinger Marketplace HMO 20/40/3000			
22444PA0010037	Geisinger Marketplace HMO 20/40/3000			
22444PA0010038	Geisinger Marketplace HMO 30/60/4650			
22444PA0010039	Geisinger Marketplace HMO 30/60/4650			
22444PA0010040	Geisinger Marketplace HMO 30/60/4650			
22444PA0010041	Geisinger Marketplace HMO 30/60/4650			
22444PA0010042	Geisinger Marketplace HMO 20/40/3000			
22444PA0010045	Geisinger Marketplace Extra HMO 10/50/500			
22444PA0010046	Geisinger Marketplace Extra HMO 10/50/500			
22444PA0010047	Geisinger Marketplace Extra HMO 10/50/4500			
22444PA0010048	Geisinger Marketplace Extra HMO 10/50/4500			
22444PA0010053	Geisinger Marketplace HMO 30/60/6600			
22444PA0010054	Geisinger Marketplace HMO 30/60/6600			
22444PA0010055	Geisinger Marketplace HMO 30/60/6600			
22444PA0010056	Geisinger Marketplace HMO 30/60/6600			
22444PA0010063	Geisinger Marketplace HMO 30/60/4600			
22444PA0010064	Geisinger Marketplace HMO 30/60/4600			
22444PA0010065	Geisinger Marketplace HMO 30/60/4600			
22444PA0010066	Geisinger Marketplace HMO 30/60/4600			
22444PA0010067	Geisinger Marketplace HMO 20/40/3000			
22444PA0010068	Geisinger Marketplace HMO 30/60/4650			
22444PA0010069	Geisinger Marketplace HMO 30/60/6600			
22444PA0010070	Geisinger Marketplace HMO 30/60/4600			
22444PA0010071	Geisinger Marketplace Extra HMO 10/50/4500			
22444PA0010072	Geisinger Marketplace Extra HMO 10/50/4500			
22444PA0010073	Geisinger Marketplace Extra HMO 10/50/4500			
22444PA0010074	Geisinger Marketplace Extra HMO 10/50/4500			
22444PA0010075	Geisinger Marketplace Extra HMO 10/50/4500			
22444PA0010076	Geisinger Marketplace Extra HMO 10/50/500			
22444PA0010077	Geisinger Marketplace Extra HMO 10/50/500			
22444PA0010078	Geisinger Marketplace Extra HMO 10/50/500			
22444PA0010079	Geisinger Marketplace Extra HMO 10/50/500			
22444PA0010080	Geisinger Marketplace Extra HMO 10/50/500			
22444PA0010081	Geisinger Marketplace Extra HMO 10/50/500			
22444PA0010082	Geisinger Marketplace HMO 20/40/3000			
22444PA0010083	Geisinger Marketplace HMO 20/40/3000			

RATING AREA 5

0	33	78	21	55	11	14
Bedford	Blair	Clearfield	Cambria	Huntingdon	Jefferson	Somerset

\$399.37 \$399.37 \$399.37 \$399.37 \$399.37 \$399.37

22444PA0010084	Geisinger Marketplace HMO 20/40/3000					
22444PA0010085	Geisinger Marketplace HMO 20/40/3000					
22444PA0010086	Geisinger Marketplace HMO 20/40/3000					
22444PA0010087	Geisinger Marketplace HMO 20/40/3000					
22444PA0010088	Geisinger Marketplace HMO 20/40/3000					
22444PA0010089	Geisinger Marketplace HMO 20/40/3000					
22444PA0010090	Geisinger Marketplace HMO 30/60/4600	\$341.64	\$341.64	\$341.64	\$341.64	\$341.64
22444PA0010091	Geisinger Marketplace HMO 30/60/4600					
22444PA0010092	Geisinger Marketplace HMO 30/60/4600					
22444PA0010093	Geisinger Marketplace HMO 30/60/4600					
22444PA0010094	Geisinger Marketplace HMO 30/60/4600					
22444PA0010095	Geisinger Marketplace HMO 30/60/4600					
22444PA0010096	Geisinger Marketplace HMO 30/60/4600					
22444PA0010097	Geisinger Marketplace HMO 30/60/4600					
22444PA0010098	Geisinger Marketplace HMO 30/60/4650	\$409.61	\$409.61	\$409.61	\$409.61	\$409.61
22444PA0010099	Geisinger Marketplace HMO 30/60/4650					
22444PA0010100	Geisinger Marketplace HMO 30/60/4650					
22444PA0010101	Geisinger Marketplace HMO 30/60/4650					
22444PA0010102	Geisinger Marketplace HMO 30/60/4650					
22444PA0010103	Geisinger Marketplace HMO 30/60/4650					
22444PA0010104	Geisinger Marketplace HMO 30/60/4650					
22444PA0010105	Geisinger Marketplace HMO 30/60/4650					
22444PA0010106	Geisinger Marketplace HMO 30/60/6600	\$285.65	\$285.65	\$285.65	\$285.65	\$285.65
22444PA0010107	Geisinger Marketplace HMO 30/60/6600					
22444PA0010108	Geisinger Marketplace HMO 30/60/6600					
22444PA0010109	Geisinger Marketplace HMO 30/60/6600					
22444PA0010110	Geisinger Marketplace HMO 30/60/6600					
22444PA0010111	Geisinger Marketplace HMO 30/60/6600					
22444PA0010112	Geisinger Marketplace HMO 30/60/6600					
22444PA0010113	Geisinger Marketplace HMO 30/60/6600					
22444PA0010134	Geisinger Marketplace Extra HMO 10/50/4500					
22444PA0040080	Geisinger Marketplace Value					
22444PA0040081	Geisinger Marketplace Value					
22444PA0040082	Geisinger Marketplace Value					
22444PA0040083	Geisinger Marketplace Value					
22444PA0040084	Geisinger Marketplace Value					
22444PA0040085	Geisinger Marketplace Value	\$240.22	\$240.22	\$240.22	\$240.22	\$240.22
22444PA0040086	Geisinger Marketplace Value					
22444PA0040087	Geisinger Marketplace Value					
22444PA0040088	Geisinger Marketplace Value					
22444PA0040089	Geisinger Marketplace Value					
22444PA0040090	Geisinger Marketplace Value					
22444PA0040091	Geisinger Marketplace Value					
22444PA0040092	Geisinger Marketplace Value					

Company Name Geisinger Health Plan

Market Individual

RATES FOR AGE 21, NON-TOBACCO USER, BY RATING AREA AND

		RATING AREA 6										RATING AF
02-01-2018 Number of Covered Li		416	1,670	3,863	687	397	4,114	1,684	2,149	892	777	954
HIOS Plan ID	Plan Marketing Name	Centre	Columbia	Lehigh	Mifflin	Montour	Northampton	Northumberland	Schuylkill	Snyder	Union	Adams
22444PA0010035	Geisinger Marketplace HMO 20/40/3000											
22444PA0010036	Geisinger Marketplace HMO 20/40/3000			\$501.39			\$501.39		\$501.39			
22444PA0010037	Geisinger Marketplace HMO 20/40/3000											
22444PA0010038	Geisinger Marketplace HMO 30/60/4650											
22444PA0010039	Geisinger Marketplace HMO 30/60/4650											
22444PA0010040	Geisinger Marketplace HMO 30/60/4650			\$514.24			\$514.24		\$514.24			
22444PA0010041	Geisinger Marketplace HMO 30/60/4650											\$522.75
22444PA0010042	Geisinger Marketplace HMO 20/40/3000											
22444PA0010045	Geisinger Marketplace Extra HMO 10/50/500											
22444PA0010046	Geisinger Marketplace Extra HMO 10/50/500											
22444PA0010047	Geisinger Marketplace Extra HMO 10/50/4500											
22444PA0010048	Geisinger Marketplace Extra HMO 10/50/4500											
22444PA0010053	Geisinger Marketplace HMO 30/60/6600											
22444PA0010054	Geisinger Marketplace HMO 30/60/6600											
22444PA0010055	Geisinger Marketplace HMO 30/60/6600			\$358.61			\$358.61		\$358.61			
22444PA0010056	Geisinger Marketplace HMO 30/60/6600											
22444PA0010063	Geisinger Marketplace HMO 30/60/4600											
22444PA0010064	Geisinger Marketplace HMO 30/60/4600											
22444PA0010065	Geisinger Marketplace HMO 30/60/4600			\$428.91			\$428.91		\$428.91			
22444PA0010066	Geisinger Marketplace HMO 30/60/4600											
22444PA0010067	Geisinger Marketplace HMO 20/40/3000											
22444PA0010068	Geisinger Marketplace HMO 30/60/4650											
22444PA0010069	Geisinger Marketplace HMO 30/60/6600											
22444PA0010070	Geisinger Marketplace HMO 30/60/4600											
22444PA0010071	Geisinger Marketplace Extra HMO 10/50/4500	\$491.25										
22444PA0010072	Geisinger Marketplace Extra HMO 10/50/4500		\$491.25		\$491.25	\$491.25		\$491.25		\$491.25	\$491.25	
22444PA0010073	Geisinger Marketplace Extra HMO 10/50/4500											
22444PA0010074	Geisinger Marketplace Extra HMO 10/50/4500			\$491.25			\$491.25		\$491.25			
22444PA0010075	Geisinger Marketplace Extra HMO 10/50/4500											
22444PA0010076	Geisinger Marketplace Extra HMO 10/50/500	\$505.69										
22444PA0010077	Geisinger Marketplace Extra HMO 10/50/500											
22444PA0010078	Geisinger Marketplace Extra HMO 10/50/500		\$505.69		\$505.69	\$505.69		\$505.69		\$505.69	\$505.69	
22444PA0010079	Geisinger Marketplace Extra HMO 10/50/500											
22444PA0010080	Geisinger Marketplace Extra HMO 10/50/500			\$505.69			\$505.69		\$505.69			
22444PA0010081	Geisinger Marketplace Extra HMO 10/50/500											
22444PA0010082	Geisinger Marketplace HMO 20/40/3000											
22444PA0010083	Geisinger Marketplace HMO 20/40/3000											

22444PA0010084	Geisinger Marketplace HMO 20/40/3000							
22444PA0010085	Geisinger Marketplace HMO 20/40/3000	\$501.39						
22444PA0010086	Geisinger Marketplace HMO 20/40/3000							
22444PA0010087	Geisinger Marketplace HMO 20/40/3000	\$501.39	\$501.39	\$501.39		\$501.39	\$501.39	\$501.39
22444PA0010088	Geisinger Marketplace HMO 20/40/3000							
22444PA0010089	Geisinger Marketplace HMO 20/40/3000							\$509.68
22444PA0010090	Geisinger Marketplace HMO 30/60/4600							
22444PA0010091	Geisinger Marketplace HMO 30/60/4600							
22444PA0010092	Geisinger Marketplace HMO 30/60/4600							
22444PA0010093	Geisinger Marketplace HMO 30/60/4600	\$428.91						
22444PA0010094	Geisinger Marketplace HMO 30/60/4600							
22444PA0010095	Geisinger Marketplace HMO 30/60/4600	\$428.91	\$428.91	\$428.91		\$428.91	\$428.91	\$428.91
22444PA0010096	Geisinger Marketplace HMO 30/60/4600							
22444PA0010097	Geisinger Marketplace HMO 30/60/4600							\$436.00
22444PA0010098	Geisinger Marketplace HMO 30/60/4650							
22444PA0010099	Geisinger Marketplace HMO 30/60/4650							
22444PA0010100	Geisinger Marketplace HMO 30/60/4650							
22444PA0010101	Geisinger Marketplace HMO 30/60/4650	\$514.24						
22444PA0010102	Geisinger Marketplace HMO 30/60/4650							
22444PA0010103	Geisinger Marketplace HMO 30/60/4650	\$514.24	\$514.24	\$514.24		\$514.24	\$514.24	\$514.24
22444PA0010104	Geisinger Marketplace HMO 30/60/4650							
22444PA0010105	Geisinger Marketplace HMO 30/60/4650							
22444PA0010106	Geisinger Marketplace HMO 30/60/6600							
22444PA0010107	Geisinger Marketplace HMO 30/60/6600							
22444PA0010108	Geisinger Marketplace HMO 30/60/6600							
22444PA0010109	Geisinger Marketplace HMO 30/60/6600	\$358.61						
22444PA0010110	Geisinger Marketplace HMO 30/60/6600							
22444PA0010111	Geisinger Marketplace HMO 30/60/6600	\$358.61	\$358.61	\$358.61		\$358.61	\$358.61	\$358.61
22444PA0010112	Geisinger Marketplace HMO 30/60/6600							
22444PA0010113	Geisinger Marketplace HMO 30/60/6600							\$364.55
22444PA0010134	Geisinger Marketplace Extra HMO 10/50/4500							
22444PA0040080	Geisinger Marketplace Value							
22444PA0040081	Geisinger Marketplace Value							
22444PA0040082	Geisinger Marketplace Value		\$301.58		\$301.58		\$301.58	
22444PA0040083	Geisinger Marketplace Value							
22444PA0040084	Geisinger Marketplace Value							
22444PA0040085	Geisinger Marketplace Value							
22444PA0040086	Geisinger Marketplace Value							
22444PA0040087	Geisinger Marketplace Value							
22444PA0040088	Geisinger Marketplace Value	\$301.58						
22444PA0040089	Geisinger Marketplace Value							
22444PA0040090	Geisinger Marketplace Value	\$301.58	\$301.58	\$301.58		\$301.58	\$301.58	\$301.58
22444PA0040091	Geisinger Marketplace Value							
22444PA0040092	Geisinger Marketplace Value							\$306.57

Company Name Geisinger Health Plan

Market Individual

RATES FOR AGE 21, NON-TOBACCO USER, BY RATING AREA AND

HIOS Plan ID	Plan Marketing Name	EA 7			RATING AREA 8					RATING AREA 9	
		02-01-2018 Number of Covered Li	1,879	4,282	4,160	0	0	0	0	0	
		Berks	Lancaster	York	Bucks	Chester	Delaware	Montgomery	Philadelphia	Cumberland	Dauphin
22444PA0010035	Geisinger Marketplace HMO 20/40/3000										
22444PA0010036	Geisinger Marketplace HMO 20/40/3000										
22444PA0010037	Geisinger Marketplace HMO 20/40/3000	\$509.68	\$509.68								
22444PA0010038	Geisinger Marketplace HMO 30/60/4650										
22444PA0010039	Geisinger Marketplace HMO 30/60/4650									\$464.48	\$464.48
22444PA0010040	Geisinger Marketplace HMO 30/60/4650										
22444PA0010041	Geisinger Marketplace HMO 30/60/4650			\$522.75							
22444PA0010042	Geisinger Marketplace HMO 20/40/3000									\$452.87	\$452.87
22444PA0010045	Geisinger Marketplace Extra HMO 10/50/500										
22444PA0010046	Geisinger Marketplace Extra HMO 10/50/500									\$456.75	\$456.75
22444PA0010047	Geisinger Marketplace Extra HMO 10/50/4500										
22444PA0010048	Geisinger Marketplace Extra HMO 10/50/4500									\$443.71	\$443.71
22444PA0010053	Geisinger Marketplace HMO 30/60/6600										
22444PA0010054	Geisinger Marketplace HMO 30/60/6600									\$323.91	\$323.91
22444PA0010055	Geisinger Marketplace HMO 30/60/6600										
22444PA0010056	Geisinger Marketplace HMO 30/60/6600	\$364.55	\$364.55								
22444PA0010063	Geisinger Marketplace HMO 30/60/4600										
22444PA0010064	Geisinger Marketplace HMO 30/60/4600									\$387.40	\$387.40
22444PA0010065	Geisinger Marketplace HMO 30/60/4600										
22444PA0010066	Geisinger Marketplace HMO 30/60/4600	\$436.00	\$436.00								
22444PA0010067	Geisinger Marketplace HMO 20/40/3000										
22444PA0010068	Geisinger Marketplace HMO 30/60/4650										
22444PA0010069	Geisinger Marketplace HMO 30/60/6600										
22444PA0010070	Geisinger Marketplace HMO 30/60/4600										
22444PA0010071	Geisinger Marketplace Extra HMO 10/50/4500										
22444PA0010072	Geisinger Marketplace Extra HMO 10/50/4500										
22444PA0010073	Geisinger Marketplace Extra HMO 10/50/4500										
22444PA0010074	Geisinger Marketplace Extra HMO 10/50/4500										
22444PA0010075	Geisinger Marketplace Extra HMO 10/50/4500										
22444PA0010076	Geisinger Marketplace Extra HMO 10/50/500										
22444PA0010077	Geisinger Marketplace Extra HMO 10/50/500										
22444PA0010078	Geisinger Marketplace Extra HMO 10/50/500										
22444PA0010079	Geisinger Marketplace Extra HMO 10/50/500										
22444PA0010080	Geisinger Marketplace Extra HMO 10/50/500										
22444PA0010081	Geisinger Marketplace Extra HMO 10/50/500										
22444PA0010082	Geisinger Marketplace HMO 20/40/3000										
22444PA0010083	Geisinger Marketplace HMO 20/40/3000										

22444PA0010084	Geisinger Marketplace HMO 20/40/3000			
22444PA0010085	Geisinger Marketplace HMO 20/40/3000			
22444PA0010086	Geisinger Marketplace HMO 20/40/3000			
22444PA0010087	Geisinger Marketplace HMO 20/40/3000			
22444PA0010088	Geisinger Marketplace HMO 20/40/3000			
22444PA0010089	Geisinger Marketplace HMO 20/40/3000		\$509.68	
22444PA0010090	Geisinger Marketplace HMO 30/60/4600			
22444PA0010091	Geisinger Marketplace HMO 30/60/4600			
22444PA0010092	Geisinger Marketplace HMO 30/60/4600			
22444PA0010093	Geisinger Marketplace HMO 30/60/4600			
22444PA0010094	Geisinger Marketplace HMO 30/60/4600			
22444PA0010095	Geisinger Marketplace HMO 30/60/4600			
22444PA0010096	Geisinger Marketplace HMO 30/60/4600			
22444PA0010097	Geisinger Marketplace HMO 30/60/4600		\$436.00	
22444PA0010098	Geisinger Marketplace HMO 30/60/4650			
22444PA0010099	Geisinger Marketplace HMO 30/60/4650			
22444PA0010100	Geisinger Marketplace HMO 30/60/4650			
22444PA0010101	Geisinger Marketplace HMO 30/60/4650			
22444PA0010102	Geisinger Marketplace HMO 30/60/4650			
22444PA0010103	Geisinger Marketplace HMO 30/60/4650			
22444PA0010104	Geisinger Marketplace HMO 30/60/4650			
22444PA0010105	Geisinger Marketplace HMO 30/60/4650	\$522.75	\$522.75	
22444PA0010106	Geisinger Marketplace HMO 30/60/6600			
22444PA0010107	Geisinger Marketplace HMO 30/60/6600			
22444PA0010108	Geisinger Marketplace HMO 30/60/6600			
22444PA0010109	Geisinger Marketplace HMO 30/60/6600			
22444PA0010110	Geisinger Marketplace HMO 30/60/6600			
22444PA0010111	Geisinger Marketplace HMO 30/60/6600			
22444PA0010112	Geisinger Marketplace HMO 30/60/6600			
22444PA0010113	Geisinger Marketplace HMO 30/60/6600		\$364.55	
22444PA0010134	Geisinger Marketplace Extra HMO 10/50/4500			
22444PA0040080	Geisinger Marketplace Value			
22444PA0040081	Geisinger Marketplace Value			\$272.39 \$272.39
22444PA0040082	Geisinger Marketplace Value			
22444PA0040083	Geisinger Marketplace Value	\$306.57	\$306.57	
22444PA0040084	Geisinger Marketplace Value			
22444PA0040085	Geisinger Marketplace Value			
22444PA0040086	Geisinger Marketplace Value			
22444PA0040087	Geisinger Marketplace Value			
22444PA0040088	Geisinger Marketplace Value			
22444PA0040089	Geisinger Marketplace Value			
22444PA0040090	Geisinger Marketplace Value			
22444PA0040091	Geisinger Marketplace Value			
22444PA0040092	Geisinger Marketplace Value		\$306.57	

Company Name Geisinger Health Plan
Market Individual
RATES FOR AGE 21, NON-TOBACCO USER, BY RATING AREA AND

	02-01-2018 Number of Covered Li	0	103	556	2,643	797
HIOS Plan ID	Plan Marketing Name	Franklin	Fulton	Juniata	Lebanon	Perry
22444PA0010035	Geisinger Marketplace HMO 20/40/3000					
22444PA0010036	Geisinger Marketplace HMO 20/40/3000					
22444PA0010037	Geisinger Marketplace HMO 20/40/3000					
22444PA0010038	Geisinger Marketplace HMO 30/60/4650					
22444PA0010039	Geisinger Marketplace HMO 30/60/4650		\$464.48	\$464.48		\$464.48
22444PA0010040	Geisinger Marketplace HMO 30/60/4650					
22444PA0010041	Geisinger Marketplace HMO 30/60/4650					
22444PA0010042	Geisinger Marketplace HMO 20/40/3000		\$452.87	\$452.87		\$452.87
22444PA0010045	Geisinger Marketplace Extra HMO 10/50/500					
22444PA0010046	Geisinger Marketplace Extra HMO 10/50/500			\$456.75		\$456.75
22444PA0010047	Geisinger Marketplace Extra HMO 10/50/4500					
22444PA0010048	Geisinger Marketplace Extra HMO 10/50/4500			\$443.71		\$443.71
22444PA0010053	Geisinger Marketplace HMO 30/60/6600					
22444PA0010054	Geisinger Marketplace HMO 30/60/6600		\$323.91	\$323.91		\$323.91
22444PA0010055	Geisinger Marketplace HMO 30/60/6600					
22444PA0010056	Geisinger Marketplace HMO 30/60/6600					
22444PA0010063	Geisinger Marketplace HMO 30/60/4600					
22444PA0010064	Geisinger Marketplace HMO 30/60/4600		\$387.40	\$387.40		\$387.40
22444PA0010065	Geisinger Marketplace HMO 30/60/4600					
22444PA0010066	Geisinger Marketplace HMO 30/60/4600					
22444PA0010067	Geisinger Marketplace HMO 20/40/3000				\$452.87	
22444PA0010068	Geisinger Marketplace HMO 30/60/4650				\$464.48	
22444PA0010069	Geisinger Marketplace HMO 30/60/6600				\$323.91	
22444PA0010070	Geisinger Marketplace HMO 30/60/4600				\$387.40	
22444PA0010071	Geisinger Marketplace Extra HMO 10/50/4500					
22444PA0010072	Geisinger Marketplace Extra HMO 10/50/4500					
22444PA0010073	Geisinger Marketplace Extra HMO 10/50/4500					
22444PA0010074	Geisinger Marketplace Extra HMO 10/50/4500					
22444PA0010075	Geisinger Marketplace Extra HMO 10/50/4500					
22444PA0010076	Geisinger Marketplace Extra HMO 10/50/500					
22444PA0010077	Geisinger Marketplace Extra HMO 10/50/500					
22444PA0010078	Geisinger Marketplace Extra HMO 10/50/500					
22444PA0010079	Geisinger Marketplace Extra HMO 10/50/500					
22444PA0010080	Geisinger Marketplace Extra HMO 10/50/500					
22444PA0010081	Geisinger Marketplace Extra HMO 10/50/500					
22444PA0010082	Geisinger Marketplace HMO 20/40/3000					
22444PA0010083	Geisinger Marketplace HMO 20/40/3000					

22444PA0010084	Geisinger Marketplace HMO 20/40/3000			
22444PA0010085	Geisinger Marketplace HMO 20/40/3000			
22444PA0010086	Geisinger Marketplace HMO 20/40/3000			
22444PA0010087	Geisinger Marketplace HMO 20/40/3000			
22444PA0010088	Geisinger Marketplace HMO 20/40/3000			
22444PA0010089	Geisinger Marketplace HMO 20/40/3000			
22444PA0010090	Geisinger Marketplace HMO 30/60/4600			
22444PA0010091	Geisinger Marketplace HMO 30/60/4600			
22444PA0010092	Geisinger Marketplace HMO 30/60/4600			
22444PA0010093	Geisinger Marketplace HMO 30/60/4600			
22444PA0010094	Geisinger Marketplace HMO 30/60/4600			
22444PA0010095	Geisinger Marketplace HMO 30/60/4600			
22444PA0010096	Geisinger Marketplace HMO 30/60/4600			
22444PA0010097	Geisinger Marketplace HMO 30/60/4600			
22444PA0010098	Geisinger Marketplace HMO 30/60/4650			
22444PA0010099	Geisinger Marketplace HMO 30/60/4650			
22444PA0010100	Geisinger Marketplace HMO 30/60/4650			
22444PA0010101	Geisinger Marketplace HMO 30/60/4650			
22444PA0010102	Geisinger Marketplace HMO 30/60/4650			
22444PA0010103	Geisinger Marketplace HMO 30/60/4650			
22444PA0010104	Geisinger Marketplace HMO 30/60/4650			
22444PA0010105	Geisinger Marketplace HMO 30/60/4650			
22444PA0010106	Geisinger Marketplace HMO 30/60/6600			
22444PA0010107	Geisinger Marketplace HMO 30/60/6600			
22444PA0010108	Geisinger Marketplace HMO 30/60/6600			
22444PA0010109	Geisinger Marketplace HMO 30/60/6600			
22444PA0010110	Geisinger Marketplace HMO 30/60/6600			
22444PA0010111	Geisinger Marketplace HMO 30/60/6600			
22444PA0010112	Geisinger Marketplace HMO 30/60/6600			
22444PA0010113	Geisinger Marketplace HMO 30/60/6600			
22444PA0010134	Geisinger Marketplace Extra HMO 10/50/4500			
22444PA0040080	Geisinger Marketplace Value			
22444PA0040081	Geisinger Marketplace Value	\$272.39	\$272.39	\$272.39
22444PA0040082	Geisinger Marketplace Value			
22444PA0040083	Geisinger Marketplace Value			
22444PA0040084	Geisinger Marketplace Value		\$272.39	
22444PA0040085	Geisinger Marketplace Value			
22444PA0040086	Geisinger Marketplace Value			
22444PA0040087	Geisinger Marketplace Value			
22444PA0040088	Geisinger Marketplace Value			
22444PA0040089	Geisinger Marketplace Value			
22444PA0040090	Geisinger Marketplace Value			
22444PA0040091	Geisinger Marketplace Value			
22444PA0040092	Geisinger Marketplace Value			

Product-Plan Data Collection

Company Legal Name: **Geisinger Health Plan**
 HIOS Issuer ID: **22444**
 Effective Date of Rate Change(s): **1/1/2019**

Product/Plan Level Calculations

Section I: General Product and Plan Information

Product										
Product ID:										
Metal:		Gold	Gold	Gold	Silver	Silver	Silver	Silver	Gold	Gold
AV Metal Value		0.794	0.794	0.794	0.715	0.715	0.715	0.715	0.794	0.801
AV Pricing Value		0.010	0.010	0.010	0.010	0.010	0.010	0.010	0.010	0.965
Plan Category		Terminated	Terminated	Terminated	Terminated	Terminated	Terminated	Terminated	Terminated	Renewing
Plan Type:		HMO	HMO	HMO	HMO	HMO	HMO	HMO	HMO	HMO
		Geisinger	Geisinger	Geisinger	Geisinger	Geisinger	Geisinger	Geisinger	Geisinger	Geisinger
Plan Name		Marketplace	Marketplace	Marketplace	Marketplace	Marketplace	Marketplace	Marketplace	Marketplace	Marketplace
		HMO 20/40/3000	HMO 20/40/3000	HMO 20/40/3000	HMO 30/60/3500	HMO 30/60/3500	HMO 30/60/3500	HMO 30/60/3500	HMO 20/40/3000	HMO 20/40/3000
Plan ID (Standard Component ID):		22444PA0010006	22444PA0010016	22444PA0010018	22444PA0010030	22444PA0010031	22444PA0010032	22444PA0010033	22444PA0010034	22444PA0010035
Exchange Plan?		No	No	No	No	No	No	No	No	Yes
Historical Rate Increase - Calendar Year - 2										
Historical Rate Increase - Calendar Year - 1										
Historical Rate Increase - Calendar Year 0										
Effective Date of Proposed Rates		1/1/2019	1/1/2019	1/1/2019	1/1/2019	1/1/2019	1/1/2019	1/1/2019	1/1/2019	1/1/2019
Rate Change % (over prior filing)		0.00%	0.00%	0.00%	0.00%	0.00%	0.00%	0.00%	0.00%	-1.73%
Cum'tive Rate Change % (over 12 mos prior)		0.00%	0.00%	0.00%	0.00%	0.00%	0.00%	0.00%	0.00%	-1.73%
Proj'd Per Rate Change % (over Exper. Period)		-100.00%	-100.00%	-100.00%	-100.00%	-100.00%	-100.00%	-100.00%	-100.00%	8.26%
Product Rate Increase %										

Section II: Components of Premium Increase (PMPM Dollar Amount above Current Average Rate PMPM)

Plan ID (Standard Component ID):	Total	22444PA0010006	22444PA0010016	22444PA0010018	22444PA0010030	22444PA0010031	22444PA0010032	22444PA0010033	22444PA0010034	22444PA0010035
Inpatient	\$0.00	\$0.00	\$0.00	\$0.00	\$0.00	\$0.00	\$0.00	\$0.00	\$0.00	\$0.00
Outpatient	\$0.00	\$0.00	\$0.00	\$0.00	\$0.00	\$0.00	\$0.00	\$0.00	\$0.00	\$0.00
Professional	\$0.00	\$0.00	\$0.00	\$0.00	\$0.00	\$0.00	\$0.00	\$0.00	\$0.00	\$0.00
Prescription Drug	\$0.00	\$0.00	\$0.00	\$0.00	\$0.00	\$0.00	\$0.00	\$0.00	\$0.00	\$0.00
Other	\$0.00	\$0.00	\$0.00	\$0.00	\$0.00	\$0.00	\$0.00	\$0.00	\$0.00	\$0.00
Capitation	\$0.00	\$0.00	\$0.00	\$0.00	\$0.00	\$0.00	\$0.00	\$0.00	\$0.00	\$0.00
Administration	\$0.00	\$0.00	\$0.00	\$0.00	\$0.00	\$0.00	\$0.00	\$0.00	\$0.00	\$0.00
Taxes & Fees	\$0.00	\$0.00	\$0.00	\$0.00	\$0.00	\$0.00	\$0.00	\$0.00	\$0.00	\$0.00
Risk & Profit Charge	\$0.00	\$0.00	\$0.00	\$0.00	\$0.00	\$0.00	\$0.00	\$0.00	\$0.00	\$0.00
Total Rate Increase	\$0.00	\$0.00	\$0.00	\$0.00	\$0.00	\$0.00	\$0.00	\$0.00	\$0.00	\$0.00
Member Cost Share Increase	\$0.00	\$0.00	\$0.00	\$0.00	\$0.00	\$0.00	\$0.00	\$0.00	\$0.00	\$0.00
Average Current Rate PMPM	\$400.87	\$0.00	\$0.00	\$0.00	\$0.00	\$0.00	\$0.00	\$0.00	\$0.00	\$422.03
Projected Member Months	640,920	0	0	0	0	0	0	0	0	12,636

Section III: Experience Period Information

Plan ID (Standard Component ID):	Total	22444PA0010006	22444PA0010016	22444PA0010018	22444PA0010030	22444PA0010031	22444PA0010032	22444PA0010033	22444PA0010034	22444PA0010035
Plan Adjusted Index Rate	\$671.50	\$838.00	\$838.00	\$838.00	\$667.74	\$667.74	\$667.74	\$667.74	\$762.43	\$765.53
Member Months	516,242	15,997	797	1,642	242,641	55,957	62,271	93,116	1,604	5,896

State: PA
Market: Individual



Gold	Gold	Silver	Silver	Silver	Silver	Gold	Gold	Gold	Silver	Silver	Bronze	Bronze
0.801	0.801	0.705	0.705	0.705	0.705	0.801	0.803	0.803	0.703	0.703	0.648	0.648
0.965	0.965	0.990	0.990	0.990	0.990	0.965	0.973	0.973	0.946	0.946	0.690	0.690
Renewing	Renewing	Renewing	Renewing	Renewing	Renewing	Renewing	New	New	New	New	New	New
HMO	HMO	HMO	HMO	HMO	HMO	HMO	HMO	HMO	HMO	HMO	HMO	HMO
Geisinger	Geisinger	Geisinger	Geisinger	Geisinger	Geisinger	Geisinger	Geisinger	Geisinger	Geisinger	Geisinger	Geisinger	Geisinger
Marketplace	Marketplace	Marketplace	Marketplace	Marketplace	Marketplace	Marketplace	Marketplace Extra	Marketplace Extra	Marketplace Extra	Marketplace Extra	Marketplace	Marketplace
HMO 20/40/3000	HMO 20/40/3000	HMO 30/60/4650	HMO 30/60/4650	HMO 30/60/4650	HMO 30/60/4650	HMO 20/40/3000	HMO 10/50/500	HMO 10/50/500	HMO 10/50/4500	HMO 10/50/4500	HMO 30/60/6600	HMO 30/60/6600
22444PA0010036	22444PA0010037	22444PA0010038	22444PA0010039	22444PA0010040	22444PA0010041	22444PA0010042	22444PA0010045	22444PA0010046	22444PA0010047	22444PA0010048	22444PA0010053	22444PA0010054
Yes	Yes	Yes	Yes	Yes	Yes	Yes	Yes	Yes	Yes	Yes	Yes	Yes
1/1/2019	1/1/2019	1/1/2019	1/1/2019	1/1/2019	1/1/2019	1/1/2019	1/1/2019	1/1/2019	1/1/2019	1/1/2019	1/1/2019	1/1/2019
-1.73%	-1.73%	-5.34%	-5.34%	-5.34%	-5.34%	-1.73%	6.62%	6.62%	-9.59%	-9.59%	1.71%	1.71%
-1.73%	-1.73%	-5.34%	-5.34%	-5.34%	-5.34%	-1.73%	6.62%	6.62%	-9.59%	-9.59%	1.71%	1.71%
8.26%	8.26%	39.34%	39.34%	39.34%	39.34%	8.26%	#DIV/0!	#DIV/0!	#DIV/0!	#DIV/0!	#DIV/0!	#DIV/0!

22444PA0010036	22444PA0010037	22444PA0010038	22444PA0010039	22444PA0010040	22444PA0010041	22444PA0010042	22444PA0010045	22444PA0010046	22444PA0010047	22444PA0010048	22444PA0010053	22444PA0010054
\$0.00	\$0.00	\$0.00	\$0.00	\$0.00	\$0.00	\$0.00	\$0.00	\$0.00	\$0.00	\$0.00	\$0.00	\$0.00
\$0.00	\$0.00	\$0.00	\$0.00	\$0.00	\$0.00	\$0.00	\$0.00	\$0.00	\$0.00	\$0.00	\$0.00	\$0.00
\$0.00	\$0.00	\$0.00	\$0.00	\$0.00	\$0.00	\$0.00	\$0.00	\$0.00	\$0.00	\$0.00	\$0.00	\$0.00
\$0.00	\$0.00	\$0.00	\$0.00	\$0.00	\$0.00	\$0.00	\$0.00	\$0.00	\$0.00	\$0.00	\$0.00	\$0.00
\$0.00	\$0.00	\$0.00	\$0.00	\$0.00	\$0.00	\$0.00	\$0.00	\$0.00	\$0.00	\$0.00	\$0.00	\$0.00
\$0.00	\$0.00	\$0.00	\$0.00	\$0.00	\$0.00	\$0.00	\$0.00	\$0.00	\$0.00	\$0.00	\$0.00	\$0.00
\$0.00	\$0.00	\$0.00	\$0.00	\$0.00	\$0.00	\$0.00	\$0.00	\$0.00	\$0.00	\$0.00	\$0.00	\$0.00
\$0.00	\$0.00	\$0.00	\$0.00	\$0.00	\$0.00	\$0.00	\$0.00	\$0.00	\$0.00	\$0.00	\$0.00	\$0.00
\$0.00	\$0.00	\$0.00	\$0.00	\$0.00	\$0.00	\$0.00	\$0.00	\$0.00	\$0.00	\$0.00	\$0.00	\$0.00
\$0.00	\$0.00	\$0.00	\$0.00	\$0.00	\$0.00	\$0.00	\$0.00	\$0.00	\$0.00	\$0.00	\$0.00	\$0.00
\$0.00	\$0.00	\$0.00	\$0.00	\$0.00	\$0.00	\$0.00	\$0.00	\$0.00	\$0.00	\$0.00	\$0.00	\$0.00
\$0.00	\$0.00	\$0.00	\$0.00	\$0.00	\$0.00	\$0.00	\$0.00	\$0.00	\$0.00	\$0.00	\$0.00	\$0.00
\$422.03	\$422.03	\$449.36	\$449.36	\$449.36	\$449.36	\$422.03	\$392.28	\$392.28	\$449.42	\$449.42	\$291.63	\$291.63
20,988	20,772	43,356	19,608	51,924	27,804	3,780	66,336	49,692	6,552	5,628	12,252	15,060

22444PA0010036	22444PA0010037	22444PA0010038	22444PA0010039	22444PA0010040	22444PA0010041	22444PA0010042	22444PA0010045	22444PA0010046	22444PA0010047	22444PA0010048	22444PA0010053	22444PA0010054
\$765.53	\$765.53	\$610.00	\$610.00	\$610.00	\$610.00	\$765.53	\$0.00	\$0.00	\$0.00	\$0.00	\$0.00	\$0.00
435	142	8,223	1,057	1,388	579	553	0	0	0	0	0	0

\$0	\$0	\$0	\$0	\$0	\$0	\$0	\$0	\$0	\$0	\$0	\$0	\$0
100.00%	100.00%	100.00%	100.00%	100.00%	100.00%	100.00%	100.00%	100.00%	100.00%	100.00%	100.00%	100.00%
0.00%	0.00%	0.00%	0.00%	0.00%	0.00%	0.00%	0.00%	0.00%	0.00%	0.00%	0.00%	0.00%
0.00%	0.00%	0.00%	0.00%	0.00%	0.00%	0.00%	0.00%	0.00%	0.00%	0.00%	0.00%	0.00%
\$0	\$0	\$0	\$0	\$0	\$0	\$0	\$0	\$0	\$0	\$0	\$0	\$0
100.00%	100.00%	100.00%	100.00%	100.00%	100.00%	100.00%	100.00%	100.00%	100.00%	100.00%	100.00%	100.00%
0.00%	0.00%	0.00%	0.00%	0.00%	0.00%	0.00%	0.00%	0.00%	0.00%	0.00%	0.00%	0.00%
0.00%	0.00%	0.00%	0.00%	0.00%	0.00%	0.00%	0.00%	0.00%	0.00%	0.00%	0.00%	0.00%
\$0	\$0	\$0	\$0	\$0	\$0	\$0	\$0	\$0	\$0	\$0	\$0	\$0
\$0	\$0					\$0	\$0	\$0		\$0	\$0	\$0
#DIV/0!	#DIV/0!					#DIV/0!	#DIV/0!	#DIV/0!		#DIV/0!	#DIV/0!	#DIV/0!
\$0	\$0	\$0	\$0	\$0	\$0	\$0	\$0	\$0	\$0	\$0	\$0	\$0
\$0.00	\$0.00	\$0.00	\$0.00	\$0.00	\$0.00	\$0.00	\$0.00	\$0.00	\$0.00	\$0.00	\$0.00	\$0.00
\$0.00	\$0.00	\$0.00	\$0.00	\$0.00	\$0.00	\$0.00	\$0.00	\$0.00	\$0.00	\$0.00	\$0.00	\$0.00

#DIV/0!	#DIV/0!	#DIV/0!	#DIV/0!	#DIV/0!	#DIV/0!	#DIV/0!	#DIV/0!	#DIV/0!	#DIV/0!	#DIV/0!	#DIV/0!	#DIV/0!
#DIV/0!	#DIV/0!	#DIV/0!	#DIV/0!	#DIV/0!	#DIV/0!	#DIV/0!	#DIV/0!	#DIV/0!	#DIV/0!	#DIV/0!	#DIV/0!	#DIV/0!
#DIV/0!	#DIV/0!	#DIV/0!	#DIV/0!	#DIV/0!	#DIV/0!	#DIV/0!	#DIV/0!	#DIV/0!	#DIV/0!	#DIV/0!	#DIV/0!	#DIV/0!

22444PA0010055	22444PA0010056	22444PA0010063	22444PA0010064	22444PA0010065	22444PA0010066	22444PA0010067	22444PA0010068	22444PA0010069	22444PA0010070	22444PA0010071	22444PA0010072	22444PA0010073
\$592.74	\$592.74	\$708.93	\$708.93	\$708.93	\$708.93	\$828.73	\$849.98	\$592.74	\$708.93	\$811.98	\$811.98	\$811.98
20,856	21,468	2,268	384	576	480	10,596	10,236	6,876	-	60	3,612	2,268
\$12,362,185	\$12,724,942	\$1,607,853	\$272,229	\$408,344	\$340,286	\$8,781,223	\$8,700,395	\$4,075,680	\$0	\$48,719	\$2,932,872	\$1,841,571
100.00%	100.00%	100.00%	100.00%	100.00%	100.00%	100.00%	100.00%	100.00%	100.00%	100.00%	100.00%	100.00%
0.00%	0.00%	0.00%	0.00%	0.00%	0.00%	0.00%	0.00%	0.00%	0.00%	0.00%	0.00%	0.00%
0.00%	0.00%	0.00%	0.00%	0.00%	0.00%	0.00%	0.00%	0.00%	0.00%	0.00%	0.00%	0.00%
\$17,910,685	\$18,436,257	\$1,947,710	\$329,771	\$494,656	\$412,214	\$9,099,617	\$8,790,457	\$5,904,961	\$0	\$51,527	\$3,101,908	\$1,947,710
100.00%	100.00%	100.00%	100.00%	100.00%	100.00%	100.00%	100.00%	100.00%	100.00%	100.00%	100.00%	100.00%
0.00%	0.00%	0.00%	0.00%	0.00%	0.00%	0.00%	0.00%	0.00%	0.00%	0.00%	0.00%	0.00%
0.00%	0.00%	0.00%	0.00%	0.00%	0.00%	0.00%	0.00%	0.00%	0.00%	0.00%	0.00%	0.00%
\$3,480,046	\$3,582,165	\$378,440	\$64,075	\$96,112	\$80,093	\$1,768,056	\$1,707,986	\$1,147,334	\$0	\$10,012	\$602,701	\$378,440
\$0	\$0					\$0	\$0	\$0		\$0	\$0	\$0
0.00%	0.00%					0.00%	0.00%	0.00%		0.00%	0.00%	0.00%
\$14,430,639	\$14,854,093	\$1,569,270	\$265,696	\$398,545	\$332,121	\$7,331,562	\$7,082,471	\$4,757,627	\$0	\$41,515	\$2,499,207	\$1,569,270
\$0	\$0	\$0	\$0	\$0	\$0	\$0	\$0	\$0	\$0	\$0	\$0	\$0
-\$597,524	-\$615,058	-\$64,978	-\$11,002	-\$16,502	-\$13,752	-\$303,575	-\$293,261	-\$196,997	\$0	-\$1,719	-\$103,484	-\$64,978

\$691.92	\$691.92	\$691.92	\$691.92	\$691.92	\$691.92	\$691.92	\$691.92	\$691.92	#DIV/0!	\$691.92	\$691.92	\$691.92
\$858.78	\$858.78	\$858.78	\$858.78	\$858.78	\$858.78	\$858.78	\$858.78	\$858.78	#DIV/0!	\$858.78	\$858.78	\$858.78
\$858.78	\$858.78	\$858.78	\$858.78	\$858.78	\$858.78	\$858.78	\$858.78	\$858.78	#DIV/0!	\$858.78	\$858.78	\$858.78

Geisinger Health Plan HMO												
22444PA001												
Silver	Silver	Gold	Gold	Gold	Gold	Gold	Gold	Gold	Gold	Gold	Gold	Gold
0.703	0.703	0.803	0.803	0.803	0.803	0.803	0.803	0.801	0.801	0.801	0.801	0.801
0.946	0.946	0.973	0.973	0.973	0.973	0.973	0.973	0.965	0.965	0.965	0.965	0.965
New	New	New	New	New	New	New	New	New	New	New	New	New
HMO	HMO	HMO	HMO	HMO	HMO	HMO	HMO	HMO	HMO	HMO	HMO	HMO
Geisinger	Geisinger	Geisinger	Geisinger	Geisinger	Geisinger	Geisinger	Geisinger	Geisinger	Geisinger	Geisinger	Geisinger	Geisinger
Marketplace Extra	Marketplace Extra	Marketplace Extra	Marketplace Extra	Marketplace Extra	Marketplace Extra	Marketplace Extra	Marketplace Extra	Marketplace	Marketplace	Marketplace	Marketplace	Marketplace
HMO 10/50/4500	HMO 10/50/4500	HMO 10/50/500	HMO 10/50/500	HMO 10/50/500	HMO 10/50/500	HMO 10/50/500	HMO 10/50/500	HMO 20/40/3000	HMO 20/40/3000	HMO 20/40/3000	HMO 20/40/3000	HMO 20/40/3000
22444PA0010074	22444PA0010075	22444PA0010076	22444PA0010077	22444PA0010078	22444PA0010079	22444PA0010080	22444PA0010081	22444PA0010082	22444PA0010083	22444PA0010084	22444PA0010085	22444PA0010086
Yes	Yes	Yes	Yes	Yes	Yes	Yes	Yes	Yes	Yes	Yes	Yes	Yes
										20.00%		
										42.10%		
										31.30%		
1/1/2019	1/1/2019	1/1/2019	1/1/2019	1/1/2019	1/1/2019	1/1/2019	1/1/2019	1/1/2019	1/1/2019	1/1/2019	1/1/2019	1/1/2019
-9.59%	-9.59%	6.62%	6.62%	6.62%	6.62%	6.62%	6.62%	-1.73%	-1.73%	-1.73%	-1.73%	-1.73%
-9.59%	-9.59%	6.62%	6.62%	6.62%	6.62%	6.62%	6.62%	-1.73%	-1.73%	-1.73%	-1.73%	-1.73%
#DIV/0!	#DIV/0!	#DIV/0!	#DIV/0!	#DIV/0!	#DIV/0!	#DIV/0!	#DIV/0!	8.70%	8.70%	8.70%	8.70%	8.70%
-4.35%												

22444PA0010074	22444PA0010075	22444PA0010076	22444PA0010077	22444PA0010078	22444PA0010079	22444PA0010080	22444PA0010081	22444PA0010082	22444PA0010083	22444PA0010084	22444PA0010085	22444PA0010086
\$0.00	\$0.00	\$0.00	\$0.00	\$0.00	\$0.00	\$0.00	\$0.00	\$0.00	\$0.00	\$0.00	\$0.00	\$0.00
\$0.00	\$0.00	\$0.00	\$0.00	\$0.00	\$0.00	\$0.00	\$0.00	\$0.00	\$0.00	\$0.00	\$0.00	\$0.00
\$0.00	\$0.00	\$0.00	\$0.00	\$0.00	\$0.00	\$0.00	\$0.00	\$0.00	\$0.00	\$0.00	\$0.00	\$0.00
\$0.00	\$0.00	\$0.00	\$0.00	\$0.00	\$0.00	\$0.00	\$0.00	\$0.00	\$0.00	\$0.00	\$0.00	\$0.00
\$0.00	\$0.00	\$0.00	\$0.00	\$0.00	\$0.00	\$0.00	\$0.00	\$0.00	\$0.00	\$0.00	\$0.00	\$0.00
\$0.00	\$0.00	\$0.00	\$0.00	\$0.00	\$0.00	\$0.00	\$0.00	\$0.00	\$0.00	\$0.00	\$0.00	\$0.00
\$0.00	\$0.00	\$0.00	\$0.00	\$0.00	\$0.00	\$0.00	\$0.00	\$0.00	\$0.00	\$0.00	\$0.00	\$0.00
\$0.00	\$0.00	\$0.00	\$0.00	\$0.00	\$0.00	\$0.00	\$0.00	\$0.00	\$0.00	\$0.00	\$0.00	\$0.00
\$0.00	\$0.00	\$0.00	\$0.00	\$0.00	\$0.00	\$0.00	\$0.00	\$0.00	\$0.00	\$0.00	\$0.00	\$0.00
\$0.00	\$0.00	\$0.00	\$0.00	\$0.00	\$0.00	\$0.00	\$0.00	\$0.00	\$0.00	\$0.00	\$0.00	\$0.00
\$0.00	\$0.00	\$0.00	\$0.00	\$0.00	\$0.00	\$0.00	\$0.00	\$0.00	\$0.00	\$0.00	\$0.00	\$0.00

\$449.42	\$449.42	\$392.28	\$392.28	\$392.28	\$392.28	\$392.28	\$392.28	\$422.03	\$422.03	\$422.03	\$422.03	\$422.03
1,560	336	2,700	1,416	36,768	19,368	12,768	6,228	516	72	360	684	2,100

22444PA0010074	22444PA0010075	22444PA0010076	22444PA0010077	22444PA0010078	22444PA0010079	22444PA0010080	22444PA0010081	22444PA0010082	22444PA0010083	22444PA0010084	22444PA0010085	22444PA0010086
\$0.00	\$0.00	\$0.00	\$0.00	\$0.00	\$0.00	\$0.00	\$0.00	\$762.43	\$762.43	\$762.43	\$762.43	\$762.43
0	0	0	0	0	0	0	0	146	5	242	1,081	1,141

Silver	Silver	Silver	Silver	Silver	Silver	Bronze	Bronze	Bronze	Bronze	Bronze	Bronze	Bronze
0.705	0.705	0.705	0.705	0.705	0.705	0.648	0.648	0.648	0.648	0.648	0.648	0.648
0.990	0.990	0.990	0.990	0.990	0.990	0.690	0.690	0.690	0.690	0.690	0.690	0.690
New	New	New	New	New	New	New	New	New	New	New	New	New
HMO	HMO	HMO	HMO	HMO	HMO	HMO	HMO	HMO	HMO	HMO	HMO	HMO
Geisinger	Geisinger	Geisinger	Geisinger	Geisinger	Geisinger	Geisinger	Geisinger	Geisinger	Geisinger	Geisinger	Geisinger	Geisinger
Marketplace	Marketplace	Marketplace	Marketplace	Marketplace	Marketplace	Marketplace	Marketplace	Marketplace	Marketplace	Marketplace	Marketplace	Marketplace
HMO 30/60/4650	HMO 30/60/4650	HMO 30/60/4650	HMO 30/60/4650	HMO 30/60/4650	HMO 30/60/4650	HMO 30/60/6600	HMO 30/60/6600	HMO 30/60/6600	HMO 30/60/6600	HMO 30/60/6600	HMO 30/60/6600	HMO 30/60/6600
22444PA0010100	22444PA0010101	22444PA0010102	22444PA0010103	22444PA0010104	22444PA0010105	22444PA0010106	22444PA0010107	22444PA0010108	22444PA0010109	22444PA0010110	22444PA0010111	22444PA0010112
Yes	Yes	Yes	Yes	Yes	Yes	Yes	Yes	Yes	Yes	Yes	Yes	Yes

1/1/2019	1/1/2019	1/1/2019	1/1/2019	1/1/2019	1/1/2019	1/1/2019	1/1/2019	1/1/2019	1/1/2019	1/1/2019	1/1/2019	1/1/2019
-5.34%	-5.34%	-5.34%	-5.34%	-5.34%	-5.34%	1.71%	1.71%	1.71%	1.71%	1.71%	1.71%	1.71%
-5.34%	-5.34%	-5.34%	-5.34%	-5.34%	-5.34%	1.71%	1.71%	1.71%	1.71%	1.71%	1.71%	1.71%
39.91%	39.91%	39.91%	39.91%	39.91%	39.91%	#DIV/0!	#DIV/0!	#DIV/0!	#DIV/0!	#DIV/0!	#DIV/0!	#DIV/0!

22444PA0010100	22444PA0010101	22444PA0010102	22444PA0010103	22444PA0010104	22444PA0010105	22444PA0010106	22444PA0010107	22444PA0010108	22444PA0010109	22444PA0010110	22444PA0010111	22444PA0010112
\$0.00	\$0.00	\$0.00	\$0.00	\$0.00	\$0.00	\$0.00	\$0.00	\$0.00	\$0.00	\$0.00	\$0.00	\$0.00
\$0.00	\$0.00	\$0.00	\$0.00	\$0.00	\$0.00	\$0.00	\$0.00	\$0.00	\$0.00	\$0.00	\$0.00	\$0.00
\$0.00	\$0.00	\$0.00	\$0.00	\$0.00	\$0.00	\$0.00	\$0.00	\$0.00	\$0.00	\$0.00	\$0.00	\$0.00
\$0.00	\$0.00	\$0.00	\$0.00	\$0.00	\$0.00	\$0.00	\$0.00	\$0.00	\$0.00	\$0.00	\$0.00	\$0.00
\$0.00	\$0.00	\$0.00	\$0.00	\$0.00	\$0.00	\$0.00	\$0.00	\$0.00	\$0.00	\$0.00	\$0.00	\$0.00
\$0.00	\$0.00	\$0.00	\$0.00	\$0.00	\$0.00	\$0.00	\$0.00	\$0.00	\$0.00	\$0.00	\$0.00	\$0.00
\$0.00	\$0.00	\$0.00	\$0.00	\$0.00	\$0.00	\$0.00	\$0.00	\$0.00	\$0.00	\$0.00	\$0.00	\$0.00
\$0.00	\$0.00	\$0.00	\$0.00	\$0.00	\$0.00	\$0.00	\$0.00	\$0.00	\$0.00	\$0.00	\$0.00	\$0.00
\$0.00	\$0.00	\$0.00	\$0.00	\$0.00	\$0.00	\$0.00	\$0.00	\$0.00	\$0.00	\$0.00	\$0.00	\$0.00
\$0.00	\$0.00	\$0.00	\$0.00	\$0.00	\$0.00	\$0.00	\$0.00	\$0.00	\$0.00	\$0.00	\$0.00	\$0.00

\$449.36	\$449.36	\$449.36	\$449.36	\$449.36	\$449.36	\$291.63	\$291.63	\$291.63	\$291.63	\$291.63	\$291.63	\$291.63
1,140	828	5,688	15,180	13,380	21,672	924	12	228	1,296	2,472	7,968	5,688

22444PA0010100	22444PA0010101	22444PA0010102	22444PA0010103	22444PA0010104	22444PA0010105	22444PA0010106	22444PA0010107	22444PA0010108	22444PA0010109	22444PA0010110	22444PA0010111	22444PA0010112
\$607.52	\$607.52	\$607.52	\$607.52	\$607.52	\$607.52	\$0.00	\$0.00	\$0.00	\$0.00	\$0.00	\$0.00	\$0.00
429	1,523	2,387	5,107	1,274	548	0	0	0	0	0	0	0

				Geisinger Health Plan F									
				22444PA004									
Silver	Silver	Silver	Silver	Catastrophic	Catastrophic	Catastrophic	Catastrophic	Catastrophic	Catastrophic	Catastrophic	Catastrophic	Catastrophic	Catastrophic
0.705	0.705	0.705	0.703	0.570	0.570	0.570	0.570	0.570	0.570	0.570	0.570	0.570	0.570
0.990	0.990	0.990	0.946	0.010	0.010	0.010	0.010	0.580	0.580	0.580	0.580	0.580	0.580
New	New	New	New	Terminated	Terminated	Terminated	Terminated	Renewing	Renewing	Renewing	Renewing	Renewing	New
HMO	HMO	HMO	HMO	POS	POS	POS	POS	POS	POS	POS	POS	POS	POS
Geisinger	Geisinger	Geisinger	Geisinger	Geisinger	Geisinger	Geisinger	Geisinger	Geisinger	Geisinger	Geisinger	Geisinger	Geisinger	Geisinger
Marketplace	Marketplace	Marketplace	Marketplace Extra	Marketplace	Marketplace	Marketplace	Marketplace	Marketplace	Marketplace	Marketplace	Marketplace	Marketplace	Marketplace
HMO 30/60/4650	HMO 30/60/4650	HMO 30/60/4650	HMO 10/50/4500	Value	Value	Value	Value	Value	Value	Value	Value	Value	Value
22444PA0010126	22444PA0010127	22444PA0010128	22444PA0010134	22444PA0040019	22444PA0040053	22444PA0040062	22444PA0040069	22444PA0040080	22444PA0040081	22444PA0040082	22444PA0040083	22444PA0040084	
Yes	Yes	Yes	Yes	No	No	No	No	Yes	Yes	Yes	Yes	Yes	Yes
				20.00%									
				42.10%									
				31.30%									
1/1/2019	1/1/2019	1/1/2019	1/1/2019	1/1/2019	1/1/2019	1/1/2019	1/1/2019	1/1/2019	1/1/2019	1/1/2019	1/1/2019	1/1/2019	1/1/2019
0.00%	0.00%	0.00%	-9.59%	0.00%	0.00%	0.00%	0.00%	2.68%	2.68%	2.68%	2.68%	2.68%	-6.65%
0.00%	0.00%	0.00%	-9.59%	0.00%	0.00%	0.00%	0.00%	2.68%	2.68%	2.68%	2.68%	2.68%	-6.65%
#DIV/0!	#DIV/0!	#DIV/0!	#DIV/0!	-100.00%	-100.00%	-100.00%	-100.00%	14.34%	14.34%	14.34%	14.34%	14.34%	#DIV/0!
				2.68%									

22444PA0010126	22444PA0010127	22444PA0010128	22444PA0010134	22444PA0040019	22444PA0040053	22444PA0040062	22444PA0040069	22444PA0040080	22444PA0040081	22444PA0040082	22444PA0040083	22444PA0040084	
\$0.00	\$0.00	\$0.00	\$0.00	\$0.00	\$0.00	\$0.00	\$0.00	\$0.00	\$0.00	\$0.00	\$0.00	\$0.00	\$0.00
\$0.00	\$0.00	\$0.00	\$0.00	\$0.00	\$0.00	\$0.00	\$0.00	\$0.00	\$0.00	\$0.00	\$0.00	\$0.00	\$0.00
\$0.00	\$0.00	\$0.00	\$0.00	\$0.00	\$0.00	\$0.00	\$0.00	\$0.00	\$0.00	\$0.00	\$0.00	\$0.00	\$0.00
\$0.00	\$0.00	\$0.00	\$0.00	\$0.00	\$0.00	\$0.00	\$0.00	\$0.00	\$0.00	\$0.00	\$0.00	\$0.00	\$0.00
\$0.00	\$0.00	\$0.00	\$0.00	\$0.00	\$0.00	\$0.00	\$0.00	\$0.00	\$0.00	\$0.00	\$0.00	\$0.00	\$0.00
\$0.00	\$0.00	\$0.00	\$0.00	\$0.00	\$0.00	\$0.00	\$0.00	\$0.00	\$0.00	\$0.00	\$0.00	\$0.00	\$0.00
\$0.00	\$0.00	\$0.00	\$0.00	\$0.00	\$0.00	\$0.00	\$0.00	\$0.00	\$0.00	\$0.00	\$0.00	\$0.00	\$0.00
\$0.00	\$0.00	\$0.00	\$0.00	\$0.00	\$0.00	\$0.00	\$0.00	\$0.00	\$0.00	\$0.00	\$0.00	\$0.00	\$0.00
\$0.00	\$0.00	\$0.00	\$0.00	\$0.00	\$0.00	\$0.00	\$0.00	\$0.00	\$0.00	\$0.00	\$0.00	\$0.00	\$0.00
\$0.00	\$0.00	\$0.00	\$0.00	\$0.00	\$0.00	\$0.00	\$0.00	\$0.00	\$0.00	\$0.00	\$0.00	\$0.00	\$0.00

\$0.00	\$0.00	\$0.00	\$449.42	\$0.00	\$0.00	\$0.00	\$0.00	\$242.93	\$242.93	\$242.93	\$242.93	\$267.22	
0	0	0	96	0	0	0	0	1,320	924	924	1,068	228	

22444PA0010126	22444PA0010127	22444PA0010128	22444PA0010134	22444PA0040019	22444PA0040053	22444PA0040062	22444PA0040069	22444PA0040080	22444PA0040081	22444PA0040082	22444PA0040083	22444PA0040084	
\$0.00	\$0.00	\$0.00	\$0.00	\$479.17	\$479.17	\$479.17	\$479.17	\$435.96	\$435.96	\$435.96	\$435.96	\$0.00	
0	0	0	0	2,117	807	833	1,667	403	32	61	57	0	

\$0	\$0	\$0	\$0	\$0	\$0	\$0	\$0	\$2,265,861	\$179,905	\$342,944	\$318,582	\$0
100.00%	100.00%	100.00%	100.00%	100.00%	100.00%	100.00%	100.00%	100.00%	100.00%	100.00%	100.00%	100.00%
0.00%	0.00%	0.00%	0.00%	0.00%	0.00%	0.00%	0.00%	0.00%	0.00%	0.00%	0.00%	0.00%
0.00%	0.00%	0.00%	0.00%	0.00%	0.00%	0.00%	0.00%	0.00%	0.00%	0.00%	0.00%	0.00%
\$0	\$0	\$0	\$0	\$512,245	\$114,297	\$58,316	\$208,003	\$34,390	\$2,114	\$5,025	\$34,588	\$0
100.00%	100.00%	100.00%	100.00%	100.00%	100.00%	100.00%	100.00%	100.00%	100.00%	100.00%	100.00%	100.00%
0.00%	0.00%	0.00%	0.00%	0.00%	0.00%	0.00%	0.00%	0.00%	0.00%	0.00%	0.00%	0.00%
0.00%	0.00%	0.00%	0.00%	0.00%	0.00%	0.00%	0.00%	0.00%	0.00%	0.00%	0.00%	0.00%
\$0	\$0	\$0	\$0	\$188,930	\$46,861	\$31,349	\$122,123	\$17,282	\$1,637	\$3,697	\$11,744	\$0
\$0	\$0	\$0	\$0					\$0	\$0	\$0	\$0	\$0
#DIV/0!	#DIV/0!	#DIV/0!	#DIV/0!					0.00%	0.00%	0.00%	0.00%	#DIV/0!
\$0	\$0	\$0	\$0	\$323,315	\$67,435	\$26,966	\$85,879	\$17,108	\$477	\$1,328	\$22,844	\$0
\$0.00	\$0.00	\$0.00	\$0.00	\$0.00	\$0.00	\$0.00	\$0.00	\$0.00	\$0.00	\$0.00	\$0.00	\$0.00
\$0.00	\$0.00	\$0.00	\$0.00	-\$21,939.21	-\$4,895.27	-\$2,497.63	-\$8,908.66	-\$1,472.92	-\$90.56	-\$215.24	-\$1,481.39	\$0.00

#DIV/0!	#DIV/0!	#DIV/0!	#DIV/0!	\$152.72	\$83.56	\$32.37	\$51.52	\$42.45	\$14.91	\$21.77	\$400.77	#DIV/0!
#DIV/0!	#DIV/0!	#DIV/0!	#DIV/0!	\$241.97	\$141.63	\$70.01	\$124.78	\$85.34	\$66.08	\$82.38	\$606.81	#DIV/0!
#DIV/0!	#DIV/0!	#DIV/0!	#DIV/0!	\$241.97	\$141.63	\$70.01	\$124.78	\$85.34	\$66.08	\$82.38	\$606.81	#DIV/0!

22444PA0010126	22444PA0010127	22444PA0010128	22444PA0010134	22444PA0040019	22444PA0040053	22444PA0040062	22444PA0040069	22444PA0040080	22444PA0040081	22444PA0040082	22444PA0040083	22444PA0040084
\$849.98	\$849.98	\$849.98	\$811.98	\$0.00	\$0.00	\$0.00	\$0.00	\$498.47	\$498.47	\$498.47	\$498.47	\$498.47
-	-	-	96	-	-	-	-	1,320	924	924	1,068	228
\$0	\$0	\$0	\$77,950	\$0	\$0	\$0	\$0	\$657,980	\$460,586	\$460,586	\$532,366	\$113,651
100.00%	100.00%	100.00%	100.00%	100.00%	100.00%	100.00%	100.00%	100.00%	100.00%	100.00%	100.00%	100.00%
0.00%	0.00%	0.00%	0.00%	0.00%	0.00%	0.00%	0.00%	0.00%	0.00%	0.00%	0.00%	0.00%
0.00%	0.00%	0.00%	0.00%	0.00%	0.00%	0.00%	0.00%	0.00%	0.00%	0.00%	0.00%	0.00%
\$0	\$0	\$0	\$82,443	\$0	\$0	\$0	\$0	\$1,133,588	\$793,511	\$793,511	\$917,175	\$195,802
100.00%	100.00%	100.00%	100.00%	100.00%	100.00%	100.00%	100.00%	100.00%	100.00%	100.00%	100.00%	100.00%
0.00%	0.00%	0.00%	0.00%	0.00%	0.00%	0.00%	0.00%	0.00%	0.00%	0.00%	0.00%	0.00%
0.00%	0.00%	0.00%	0.00%	0.00%	0.00%	0.00%	0.00%	0.00%	0.00%	0.00%	0.00%	0.00%
\$0	\$0	\$0	\$16,019	\$0	\$0	\$0	\$0	\$220,256	\$154,179	\$154,179	\$178,207	\$38,044
\$0	\$0	\$0	\$0					\$0	\$0	\$0	\$0	\$0
#DIV/0!	#DIV/0!	#DIV/0!	0.00%					0.00%	0.00%	0.00%	0.00%	0.00%
\$0	\$0	\$0	\$66,424	\$0	\$0	\$0	\$0	\$913,332	\$639,332	\$639,332	\$738,968	\$157,757
\$0	\$0	\$0	\$0	\$0	\$0	\$0	\$0	\$0	\$0	\$0	\$0	\$0
\$0	\$0	\$0	\$0	-\$2,750	\$0	\$0	\$0	-\$37,818	-\$26,473	-\$26,473	-\$30,598	-\$6,532

#DIV/0!	#DIV/0!	#DIV/0!	\$691.92	#DIV/0!	#DIV/0!	#DIV/0!	#DIV/0!	\$691.92	\$691.92	\$691.92	\$691.92	\$691.92
#DIV/0!	#DIV/0!	#DIV/0!	\$858.78	#DIV/0!	#DIV/0!	#DIV/0!	#DIV/0!	\$858.78	\$858.78	\$858.78	\$858.78	\$858.78
#DIV/0!	#DIV/0!	#DIV/0!	\$858.78	#DIV/0!	#DIV/0!	#DIV/0!	#DIV/0!	\$858.78	\$858.78	\$858.78	\$858.78	\$858.78

POS							
Catastrophic 0.570 0.580 New POS Geisinger Marketplace Value	Catastrophic 0.570 0.580 New POS Geisinger Marketplace Value	Catastrophic 0.570 0.580 New POS Geisinger Marketplace Value	Catastrophic 0.570 0.580 New POS Geisinger Marketplace Value	Catastrophic 0.570 0.580 New POS Geisinger Marketplace Value	Catastrophic 0.570 0.580 New POS Geisinger Marketplace Value	Catastrophic 0.570 0.580 New POS Geisinger Marketplace Value	Catastrophic 0.570 0.580 New POS Geisinger Marketplace Value
22444PA0040085	22444PA0040086	22444PA0040087	22444PA0040088	22444PA0040089	22444PA0040090	22444PA0040091	22444PA0040092
Yes	Yes	Yes	Yes	Yes	Yes	Yes	Yes
1/1/2019	1/1/2019	1/1/2019	1/1/2019	1/1/2019	1/1/2019	1/1/2019	1/1/2019
2.68%	2.68%	2.68%	2.68%	2.68%	2.68%	2.68%	2.68%
2.68%	2.68%	2.68%	2.68%	2.68%	2.68%	2.68%	2.68%
13.88%	#DIV/0!	14.34%	14.34%	14.34%	14.34%	14.34%	14.34%

22444PA0040085	22444PA0040086	22444PA0040087	22444PA0040088	22444PA0040089	22444PA0040090	22444PA0040091	22444PA0040092
\$0.00	\$0.00	\$0.00	\$0.00	\$0.00	\$0.00	\$0.00	\$0.00
\$0.00	\$0.00	\$0.00	\$0.00	\$0.00	\$0.00	\$0.00	\$0.00
\$0.00	\$0.00	\$0.00	\$0.00	\$0.00	\$0.00	\$0.00	\$0.00
\$0.00	\$0.00	\$0.00	\$0.00	\$0.00	\$0.00	\$0.00	\$0.00
\$0.00	\$0.00	\$0.00	\$0.00	\$0.00	\$0.00	\$0.00	\$0.00
\$0.00	\$0.00	\$0.00	\$0.00	\$0.00	\$0.00	\$0.00	\$0.00
\$0.00	\$0.00	\$0.00	\$0.00	\$0.00	\$0.00	\$0.00	\$0.00
\$0.00	\$0.00	\$0.00	\$0.00	\$0.00	\$0.00	\$0.00	\$0.00
\$0.00	\$0.00	\$0.00	\$0.00	\$0.00	\$0.00	\$0.00	\$0.00
\$0.00	\$0.00	\$0.00	\$0.00	\$0.00	\$0.00	\$0.00	\$0.00
\$0.00	\$0.00	\$0.00	\$0.00	\$0.00	\$0.00	\$0.00	\$0.00

\$242.93	\$242.93	\$242.93	\$242.93	\$242.93	\$242.93	\$242.93	\$242.93
72	0	36	108	204	396	348	504

22444PA0040085	22444PA0040086	22444PA0040087	22444PA0040088	22444PA0040089	22444PA0040090	22444PA0040091	22444PA0040092
\$437.72	\$0.00	\$435.96	\$435.96	\$435.96	\$435.96	\$435.96	\$435.96
21	0	3	50	56	216	28	12

\$118,542	\$0	\$16,866	\$283,641	\$314,834	\$1,216,874	\$157,417	\$67,464
100.00%	100.00%	100.00%	100.00%	100.00%	100.00%	100.00%	100.00%
0.00%	0.00%	0.00%	0.00%	0.00%	0.00%	0.00%	0.00%
0.00%	0.00%	0.00%	0.00%	0.00%	0.00%	0.00%	0.00%
\$2,261	\$0	\$41	\$8,830	\$16,933	\$14,825	\$1,181	\$155
100.00%	100.00%	100.00%	100.00%	100.00%	100.00%	100.00%	100.00%
0.00%	0.00%	0.00%	0.00%	0.00%	0.00%	0.00%	0.00%
0.00%	0.00%	0.00%	0.00%	0.00%	0.00%	0.00%	0.00%
\$396	\$0	\$0	\$6,070	\$7,680	\$6,863	\$735	\$0
\$0	\$0	\$0	\$0	\$0	\$0	\$0	\$0
0.00%	#DIV/0!	#DIV/0!	0.00%	0.00%	0.00%	0.00%	#DIV/0!
\$1,865	\$0	\$41	\$2,760	\$9,254	\$7,962	\$446	\$155
\$0.00	\$0.00	\$0.00	\$0.00	\$0.00	\$0.00	\$0.00	\$0.00
-\$96.85	\$0.00	-\$1.77	-\$378.19	-\$725.25	-\$634.96	-\$50.58	-\$6.64

\$88.83	#DIV/0!	\$13.75	\$55.21	\$165.25	\$36.86	\$15.92	\$12.92
\$107.69	#DIV/0!	\$13.75	\$176.60	\$302.38	\$68.64	\$42.18	\$12.92
\$107.69	#DIV/0!	\$13.75	\$176.60	\$302.38	\$68.64	\$42.18	\$12.92

22444PA0040085	22444PA0040086	22444PA0040087	22444PA0040088	22444PA0040089	22444PA0040090	22444PA0040091	22444PA0040092
\$498.47	\$498.47	\$498.47	\$498.47	\$498.47	\$498.47	\$498.47	\$498.47
72	-	36	108	204	396	348	504
\$35,890	\$0	\$17,945	\$53,835	\$101,688	\$197,394	\$173,468	\$251,229
100.00%	100.00%	100.00%	100.00%	100.00%	100.00%	100.00%	100.00%
0.00%	0.00%	0.00%	0.00%	0.00%	0.00%	0.00%	0.00%
0.00%	0.00%	0.00%	0.00%	0.00%	0.00%	0.00%	0.00%
\$61,832	\$0	\$30,916	\$92,748	\$175,191	\$340,076	\$298,855	\$432,824
100.00%	100.00%	100.00%	100.00%	100.00%	100.00%	100.00%	100.00%
0.00%	0.00%	0.00%	0.00%	0.00%	0.00%	0.00%	0.00%
0.00%	0.00%	0.00%	0.00%	0.00%	0.00%	0.00%	0.00%
\$12,014	\$0	\$6,007	\$18,021	\$34,040	\$66,077	\$58,068	\$84,098
\$0	\$0	\$0	\$0	\$0	\$0	\$0	\$0
0.00%	#DIV/0!	0.00%	0.00%	0.00%	0.00%	0.00%	0.00%
\$49,818	\$0	\$24,909	\$74,727	\$141,151	\$273,999	\$240,787	\$348,727
\$0	\$0	\$0	\$0	\$0	\$0	\$0	\$0
-\$2,063	\$0	-\$1,031	-\$3,094	-\$5,845	-\$11,345	-\$9,970	-\$14,440

\$691.92	#DIV/0!	\$691.92	\$691.92	\$691.92	\$691.92	\$691.92	\$691.92
\$858.78	#DIV/0!	\$858.78	\$858.78	\$858.78	\$858.78	\$858.78	\$858.78
\$858.78	#DIV/0!	\$858.78	\$858.78	\$858.78	\$858.78	\$858.78	\$858.78

Completeness and Redaction Justification Checklist

Instructions for Completion and Redaction Justification Checklist

This checklist is required for all issuers submitting ACA-Compliant rates for 2019 comprehensive major medical rate filings and should be submitted, as supporting documentation, with each 2019 ACA-Compliant comprehensive major medical rate filing. The checklist is organized by heading, section and subsection as outlined in the Draft 2019 ACA-Compliant Health Insurance Rate Filing Guidance (Guidance) released on February 12, 2018.

"Completed" Column

The first input column is labeled "Completed". In order for the filing to be considered complete and ready for department review, X must appear in each field in the column, except where data tables are marked "if applicable". The X indicates that the actuary has read the Guidance and has provided the requested information and data, as required in the PA Actuarial Memorandum and Rate Exhibits and further, that the data templates are completely and appropriately populated.

"Redaction Justification" Columns

The "Redaction Justification" section contains three columns. If the issuer's filing contains redacted information or data in the named section, "Y" must be populated in the "Redacted" column.

Each issuer must submit a "Public Rate Filing PDF" with the initial filing and with the final version that will be approved. The PDF document must contain all required documents, tables and exhibits. If the issuer chooses to make the limited redactions anticipated by the Department, those redactions should be made only in this document. The "Page # in Public PDF" section should reference the page number of the Public Rate Filing PDF where the redacted information and/or data can be located.

If any information is redacted, a justification must be submitted that specifically justifies why that information should be redacted. Correspondingly, the "Justification" column should be populated with a "Y" in any rows where it is indicated that information is redacted, and with an "NA" if information is not redacted. To reiterate the redaction criteria contained in the Guidance, only information that is trade secret or confidential commercial or financial information as defined in HHS's Freedom of Information Act (FOIA) regulations at 45 CFR§ 5.65 may be redacted.

Consistent with prior, the Department does not anticipate redactions other than the following items:

1. AV screenshots
2. Statements specifying a company's anticipated risk level in relation to the state average risk level (e.g., the underlined portion could be redacted in the following statement: "we expect the risk level of membership to be X% higher/lower than the state average risk level")
3. Opining actuary's name
4. Specific provider contracting information (note: such information was not submitted in prior rate filings and the department does not anticipate receiving such information in plan year 2019 rate filings)
5. Commission schedules

Please remain cognizant that non-redacted information and data must be submitted for review.

You may contact Tracie Gray at tgray@pa.gov if you have any questions regarding this checklist.

Completeness and Redaction Justification Checklist

Issuer Name: Geisinger Health Plan
 Market: Individual
 SERFF ID: GSHP-131501956

TOC #	Description	Completed (Mark with "X")	Redaction Justification		
			Redacted (Y/N)	Page # in Public PDF	Justification submitted (Y/NA)
Federal Documents Required to Be Filed with PID					
A.2.	RFJ Part I - Unified Rate Review Template	X			
	RFJ Part II – Consumer Friendly Justification				
	RFJ Part III – Actuarial Memorandum	X	N		
	Federal Rates Template	X			
Summary Documents/Confirmation of HIOS & SERFF Submissions					
A.2.B.	HIOS Submission	X			
A.2.C.	SERFF Submission	X			
A.2.D.	SERFF Rate/Rule Schedule Tab	X			
B.	Cover Letter & PA Bulletin Information	X			
C.	Rate Change Request Summary	X			
PA Actuarial Memorandum and Rate Exhibits					
D.1.A.	Company Information	X	N		
D.1.B.	Rate History & Proposed Variation in Rate Changes	X	N		
D.1.C.	Average Rate Change	X	N		
D.1.D.	Membership Count	X	N		
	PA Act. Exhibits Table 1	X	N		
D.1.E.	Benefit Changes	X	N		
D.1.F.	Experience Period Claims & Premium	X	N		
	PA Act. Exhibits Table 2	X	N		
D.1.G.	Credibility of Data	X	N		
	PA Act. Exhibits Tables 2b, 3b, 4b (if applicable)	X	N		
D.1.H.	Trend Identification	X	N		
	PA Act. Exhibits Table 3	X	N		
D.1.I.	Historical Experience	X	N		
	PA Act. Exhibits Table 4	X	N		
D.2.A.	Development of PAIR, MAIR and Total Allowed Claims	X	N		
	PA Act. Exhibits Table 5	X	N		
D.2.B.	Retention Items	X	N		
	PA Act. Exhibits Table 6	X	N		
D.2.C.	Normalized Market-Adjusted Projected Allowed Total Claims	X	N		
	PA Act. Exhibits Table 7	X	N		
D.2.D.	Components of Rate Change	X	N		
	PA Act. Exhibits Table 8	X	N		
	PA Act. Exhibits Table 9	X	N		
D.3.	Plan Rate Development	X	N		
	PA Act. Exhibits Table 10	X	N		
D.4.	Plan Premium Development for 21-Year-Old Non-Tobacco User	X	N		
	PA Act. Exhibits Table 11	X	N		
D.5.A.	Age and Tobacco Factors	X	N		
	PA Act. Exhibits Table 12	X	N		
D.5.B.	Geographic Factors	X	N		
	PA Act. Exhibits Table 13	X	N		
D.5.C.	Network Factors	X	N		
	PA Act. Exhibits Table 14	X	N		
D.5.D.	Service Area Composition	X	N		
D.5.E.	Composite Rating	X	N		
D.6.	Actuarial Certifications	X	N		
Additional Exhibits					
E.	Department Plan Design Summary & Rate Tables	X	N		
	Service Area Map	X	N		
Redaction Justification (must be submitted if any information is redacted)		X			

RFJ Part II - Consumer Friendly Justification
Geisinger Health Plan
Individual

Geisinger Health Plan has proposed an overall base rate decrease of 0.4% for Individual HMO/POS members renewing in the Marketplace effective January 1, 2019 through December 1, 2019. The actual range of proposed rate increases vary from a minimum of -13.9% to a maximum of 7.1%. The key drivers of this increase are the increase in morbidity of the ACA population, annual claims trend, changes in the federal risk adjustment program, changes to the cost-sharing reduction program and the enforcement of the individual mandate. The total projected 2019 administrative costs are lower than those used for the current 2018 rates. As required by federal regulations and using the Federally prescribed MLR methodology, the projected loss ratio exceeds 80%. There were minimal benefit changes proposed for 2019.

2019 Rates Table Template v8.1		All fields with an asterisk (*) are required. To validate press Validate button or Ctrl + Shift + I. To finalize, press Finalize button or Ctrl + Shift + F.			
		If you are in a community rating state, select Family-Tier Rates under Rating Method and fill in all columns.			
		If you are not in a community rating state, select Age-Based Rates under Rating Method and provide an Individual Rate for every age band.			
		If Tobacco is Tobacco User/Non-Tobacco User, you must give a rate for Tobacco Use and Non-Tobacco Use.			
		To add a new sheet, press the Add Sheet button, or Ctrl + Shift + H. All plans must have the same dates on a sheet.			
HIOS Issuer ID*	22444				
	Federal TIN*	23-2311553			
	Rate Effective Date*	1/1/2019			
	Rate Expiration Date*	12/31/2019			
	Rating Method*	Age-Based Rates			
Plan ID*	Rating Area ID*	Tobacco*	Age*	Individual Rate*	Individual Tobacco Rate*
Required: Enter the 14-character Plan ID	Required: Select the Rating Area ID	Required: Select if Tobacco use of subscriber is used to determine if a person is eligible for a rate from a plan	Required: Select the age of a subscriber eligible for the rate	Required: Enter the rate of an Individual Non-Tobacco or No Preference enrollee on a plan	Required: Enter the rate of an Individual tobacco enrollee on a plan
22444PA0010035	Rating Area 3	Tobacco User/Non-Tobacco User	0-14	294.09	294.09
22444PA0010035	Rating Area 3	Tobacco User/Non-Tobacco User	15	320.23	320.23
22444PA0010035	Rating Area 3	Tobacco User/Non-Tobacco User	16	330.23	330.23
22444PA0010035	Rating Area 3	Tobacco User/Non-Tobacco User	17	340.22	340.22
22444PA0010035	Rating Area 3	Tobacco User/Non-Tobacco User	18	350.99	385.97
22444PA0010035	Rating Area 3	Tobacco User/Non-Tobacco User	19	361.75	397.89
22444PA0010035	Rating Area 3	Tobacco User/Non-Tobacco User	20	372.90	410.19
22444PA0010035	Rating Area 3	Tobacco User/Non-Tobacco User	21	384.44	422.88
22444PA0010035	Rating Area 3	Tobacco User/Non-Tobacco User	22	384.44	422.88
22444PA0010035	Rating Area 3	Tobacco User/Non-Tobacco User	23	384.44	422.88
22444PA0010035	Rating Area 3	Tobacco User/Non-Tobacco User	24	384.44	422.88
22444PA0010035	Rating Area 3	Tobacco User/Non-Tobacco User	25	385.97	424.42
22444PA0010035	Rating Area 3	Tobacco User/Non-Tobacco User	26	393.66	432.87
22444PA0010035	Rating Area 3	Tobacco User/Non-Tobacco User	27	402.89	443.25
22444PA0010035	Rating Area 3	Tobacco User/Non-Tobacco User	28	417.88	459.78
22444PA0010035	Rating Area 3	Tobacco User/Non-Tobacco User	29	430.18	473.24
22444PA0010035	Rating Area 3	Tobacco User/Non-Tobacco User	30	436.33	480.16
22444PA0010035	Rating Area 3	Tobacco User/Non-Tobacco User	31	445.56	490.15
22444PA0010035	Rating Area 3	Tobacco User/Non-Tobacco User	32	454.79	500.15
22444PA0010035	Rating Area 3	Tobacco User/Non-Tobacco User	33	460.55	506.68
22444PA0010035	Rating Area 3	Tobacco User/Non-Tobacco User	34	466.70	513.22
22444PA0010035	Rating Area 3	Tobacco User/Non-Tobacco User	35	469.78	516.68
22444PA0010035	Rating Area 3	Tobacco User/Non-Tobacco User	36	472.85	520.14
22444PA0010035	Rating Area 3	Tobacco User/Non-Tobacco User	37	475.93	523.60
22444PA0010035	Rating Area 3	Tobacco User/Non-Tobacco User	38	479.01	527.06
22444PA0010035	Rating Area 3	Tobacco User/Non-Tobacco User	39	485.16	533.59
22444PA0010035	Rating Area 3	Tobacco User/Non-Tobacco User	40	491.31	540.51
22444PA0010035	Rating Area 3	Tobacco User/Non-Tobacco User	41	500.53	550.51
22444PA0010035	Rating Area 3	Tobacco User/Non-Tobacco User	42	509.38	560.51
22444PA0010035	Rating Area 3	Tobacco User/Non-Tobacco User	43	521.68	573.96
22444PA0010035	Rating Area 3	Tobacco User/Non-Tobacco User	44	537.05	590.88
22444PA0010035	Rating Area 3	Tobacco User/Non-Tobacco User	45	555.12	610.48
22444PA0010035	Rating Area 3	Tobacco User/Non-Tobacco User	46	576.65	634.32
22444PA0010035	Rating Area 3	Tobacco User/Non-Tobacco User	47	600.87	660.84
22444PA0010035	Rating Area 3	Tobacco User/Non-Tobacco User	48	628.55	691.60
22444PA0010035	Rating Area 3	Tobacco User/Non-Tobacco User	49	655.84	721.58
22444PA0010035	Rating Area 3	Tobacco User/Non-Tobacco User	50	686.60	755.41
22444PA0010035	Rating Area 3	Tobacco User/Non-Tobacco User	51	716.97	788.86
22444PA0010035	Rating Area 3	Tobacco User/Non-Tobacco User	52	750.42	825.38
22444PA0010035	Rating Area 3	Tobacco User/Non-Tobacco User	53	784.25	862.67
22444PA0010035	Rating Area 3	Tobacco User/Non-Tobacco User	54	820.77	902.65
22444PA0010035	Rating Area 3	Tobacco User/Non-Tobacco User	55	857.29	943.02
22444PA0010035	Rating Area 3	Tobacco User/Non-Tobacco User	56	896.89	986.46
22444PA0010035	Rating Area 3	Tobacco User/Non-Tobacco User	57	936.87	1030.67
22444PA0010035	Rating Area 3	Tobacco User/Non-Tobacco User	58	979.54	1077.57
22444PA0010035	Rating Area 3	Tobacco User/Non-Tobacco User	59	1000.68	1100.64
22444PA0010035	Rating Area 3	Tobacco User/Non-Tobacco User	60	1043.35	1147.54
22444PA0010035	Rating Area 3	Tobacco User/Non-Tobacco User	61	1080.26	1188.29
22444PA0010035	Rating Area 3	Tobacco User/Non-Tobacco User	62	1104.48	1214.81
22444PA0010035	Rating Area 3	Tobacco User/Non-Tobacco User	63	1134.85	1248.26
22444PA0010035	Rating Area 3	Tobacco User/Non-Tobacco User	64 and over	1153.30	1268.63
22444PA0010036	Rating Area 6	Tobacco User/Non-Tobacco User	0-14	383.56	383.56
22444PA0010036	Rating Area 6	Tobacco User/Non-Tobacco User	15	417.65	417.65
22444PA0010036	Rating Area 6	Tobacco User/Non-Tobacco User	16	430.69	430.69
22444PA0010036	Rating Area 6	Tobacco User/Non-Tobacco User	17	443.72	443.72
22444PA0010036	Rating Area 6	Tobacco User/Non-Tobacco User	18	457.76	503.39
22444PA0010036	Rating Area 6	Tobacco User/Non-Tobacco User	19	471.80	518.93
22444PA0010036	Rating Area 6	Tobacco User/Non-Tobacco User	20	486.34	534.97
22444PA0010036	Rating Area 6	Tobacco User/Non-Tobacco User	21	501.39	551.53
22444PA0010036	Rating Area 6	Tobacco User/Non-Tobacco User	22	501.39	551.53
22444PA0010036	Rating Area 6	Tobacco User/Non-Tobacco User	23	501.39	551.53
22444PA0010036	Rating Area 6	Tobacco User/Non-Tobacco User	24	501.39	551.53
22444PA0010036	Rating Area 6	Tobacco User/Non-Tobacco User	25	503.39	553.53
22444PA0010036	Rating Area 6	Tobacco User/Non-Tobacco User	26	513.42	564.56
22444PA0010036	Rating Area 6	Tobacco User/Non-Tobacco User	27	525.45	578.09
22444PA0010036	Rating Area 6	Tobacco User/Non-Tobacco User	28	545.00	599.65
22444PA0010036	Rating Area 6	Tobacco User/Non-Tobacco User	29	561.05	617.20
22444PA0010036	Rating Area 6	Tobacco User/Non-Tobacco User	30	569.07	626.23
22444PA0010036	Rating Area 6	Tobacco User/Non-Tobacco User	31	581.10	639.26
22444PA0010036	Rating Area 6	Tobacco User/Non-Tobacco User	32	593.13	652.30
22444PA0010036	Rating Area 6	Tobacco User/Non-Tobacco User	33	600.66	660.82
22444PA0010036	Rating Area 6	Tobacco User/Non-Tobacco User	34	608.68	669.34
22444PA0010036	Rating Area 6	Tobacco User/Non-Tobacco User	35	612.69	673.86
22444PA0010036	Rating Area 6	Tobacco User/Non-Tobacco User	36	616.70	678.37
22444PA0010036	Rating Area 6	Tobacco User/Non-Tobacco User	37	620.71	682.88
22444PA0010036	Rating Area 6	Tobacco User/Non-Tobacco User	38	624.72	687.39
22444PA0010036	Rating Area 6	Tobacco User/Non-Tobacco User	39	632.74	695.92
22444PA0010036	Rating Area 6	Tobacco User/Non-Tobacco User	40	640.77	704.94
22444PA0010036	Rating Area 6	Tobacco User/Non-Tobacco User	41	652.80	717.98
22444PA0010036	Rating Area 6	Tobacco User/Non-Tobacco User	42	664.33	731.01
22444PA0010036	Rating Area 6	Tobacco User/Non-Tobacco User	43	680.38	748.56
22444PA0010036	Rating Area 6	Tobacco User/Non-Tobacco User	44	700.43	770.62
22444PA0010036	Rating Area 6	Tobacco User/Non-Tobacco User	45	724.00	796.19
22444PA0010036	Rating Area 6	Tobacco User/Non-Tobacco User	46	752.07	827.28
22444PA0010036	Rating Area 6	Tobacco User/Non-Tobacco User	47	783.66	861.88
22444PA0010036	Rating Area 6	Tobacco User/Non-Tobacco User	48	819.76	901.99
22444PA0010036	Rating Area 6	Tobacco User/Non-Tobacco User	49	855.36	941.09
22444PA0010036	Rating Area 6	Tobacco User/Non-Tobacco User	50	895.47	985.22
22444PA0010036	Rating Area 6	Tobacco User/Non-Tobacco User	51	935.08	1028.84
22444PA0010036	Rating Area 6	Tobacco User/Non-Tobacco User	52	978.70	1076.47
22444PA0010036	Rating Area 6	Tobacco User/Non-Tobacco User	53	1022.82	1125.10
22444PA0010036	Rating Area 6	Tobacco User/Non-Tobacco User	54	1070.45	1177.24
22444PA0010036	Rating Area 6	Tobacco User/Non-Tobacco User	55	1118.08	1229.89
22444PA0010036	Rating Area 6	Tobacco User/Non-Tobacco User	56	1169.72	1286.55
22444PA0010036	Rating Area 6	Tobacco User/Non-Tobacco User	57	1221.87	1344.21
22444PA0010036	Rating Area 6	Tobacco User/Non-Tobacco User	58	1277.52	1405.37
22444PA0010036	Rating Area 6	Tobacco User/Non-Tobacco User	59	1305.10	1435.46
22444PA0010036	Rating Area 6	Tobacco User/Non-Tobacco User	60	1360.75	1496.63
22444PA0010036	Rating Area 6	Tobacco User/Non-Tobacco User	61	1408.88	1549.77
22444PA0010036	Rating Area 6	Tobacco User/Non-Tobacco User	62	1440.47	1584.37
22444PA0010036	Rating Area 6	Tobacco User/Non-Tobacco User	63	1480.08	1627.99
22444PA0010036	Rating Area 6	Tobacco User/Non-Tobacco User	64 and over	1504.15	1654.56
22444PA0010037	Rating Area 7	Tobacco User/Non-Tobacco User	0-14	389.90	389.90
22444PA0010037	Rating Area 7	Tobacco User/Non-Tobacco User	15	424.56	424.56
22444PA0010037	Rating Area 7	Tobacco User/Non-Tobacco User	16	437.81	437.81
22444PA0010037	Rating Area 7	Tobacco User/Non-Tobacco User	17	451.06	451.06
22444PA0010037	Rating Area 7	Tobacco User/Non-Tobacco User	18	465.33	511.71
22444PA0010037	Rating Area 7	Tobacco User/Non-Tobacco User	19	479.61	527.51
22444PA0010037	Rating Area 7	Tobacco User/Non-Tobacco User	20	494.39	543.82

	22444PA0010037	Rating Area 7	Tobacco User/Non-Tobacco User	21	509.68	560.65
	22444PA0010037	Rating Area 7	Tobacco User/Non-Tobacco User	22	509.68	560.65
	22444PA0010037	Rating Area 7	Tobacco User/Non-Tobacco User	23	509.68	560.65
	22444PA0010037	Rating Area 7	Tobacco User/Non-Tobacco User	24	509.68	560.65
	22444PA0010037	Rating Area 7	Tobacco User/Non-Tobacco User	25	511.71	562.68
	22444PA0010037	Rating Area 7	Tobacco User/Non-Tobacco User	26	521.91	573.90
	22444PA0010037	Rating Area 7	Tobacco User/Non-Tobacco User	27	534.14	587.66
	22444PA0010037	Rating Area 7	Tobacco User/Non-Tobacco User	28	554.02	609.57
	22444PA0010037	Rating Area 7	Tobacco User/Non-Tobacco User	29	570.33	627.41
	22444PA0010037	Rating Area 7	Tobacco User/Non-Tobacco User	30	578.48	636.59
	22444PA0010037	Rating Area 7	Tobacco User/Non-Tobacco User	31	590.71	649.84
	22444PA0010037	Rating Area 7	Tobacco User/Non-Tobacco User	32	602.95	663.09
	22444PA0010037	Rating Area 7	Tobacco User/Non-Tobacco User	33	610.59	671.75
	22444PA0010037	Rating Area 7	Tobacco User/Non-Tobacco User	34	618.75	680.42
	22444PA0010037	Rating Area 7	Tobacco User/Non-Tobacco User	35	622.82	685.00
	22444PA0010037	Rating Area 7	Tobacco User/Non-Tobacco User	36	626.90	689.59
	22444PA0010037	Rating Area 7	Tobacco User/Non-Tobacco User	37	630.98	694.18
	22444PA0010037	Rating Area 7	Tobacco User/Non-Tobacco User	38	635.06	698.77
	22444PA0010037	Rating Area 7	Tobacco User/Non-Tobacco User	39	643.21	707.43
	22444PA0010037	Rating Area 7	Tobacco User/Non-Tobacco User	40	651.37	716.60
	22444PA0010037	Rating Area 7	Tobacco User/Non-Tobacco User	41	663.60	729.86
	22444PA0010037	Rating Area 7	Tobacco User/Non-Tobacco User	42	675.32	743.11
	22444PA0010037	Rating Area 7	Tobacco User/Non-Tobacco User	43	691.63	760.95
	22444PA0010037	Rating Area 7	Tobacco User/Non-Tobacco User	44	712.02	783.37
	22444PA0010037	Rating Area 7	Tobacco User/Non-Tobacco User	45	735.97	809.37
	22444PA0010037	Rating Area 7	Tobacco User/Non-Tobacco User	46	764.51	840.97
	22444PA0010037	Rating Area 7	Tobacco User/Non-Tobacco User	47	796.62	876.13
	22444PA0010037	Rating Area 7	Tobacco User/Non-Tobacco User	48	833.32	916.91
	22444PA0010037	Rating Area 7	Tobacco User/Non-Tobacco User	49	869.51	956.66
	22444PA0010037	Rating Area 7	Tobacco User/Non-Tobacco User	50	910.28	1001.51
	22444PA0010037	Rating Area 7	Tobacco User/Non-Tobacco User	51	950.55	1045.86
	22444PA0010037	Rating Area 7	Tobacco User/Non-Tobacco User	52	994.89	1094.27
	22444PA0010037	Rating Area 7	Tobacco User/Non-Tobacco User	53	1039.74	1143.71
	22444PA0010037	Rating Area 7	Tobacco User/Non-Tobacco User	54	1088.16	1196.72
	22444PA0010037	Rating Area 7	Tobacco User/Non-Tobacco User	55	1136.58	1250.24
	22444PA0010037	Rating Area 7	Tobacco User/Non-Tobacco User	56	1189.07	1307.83
	22444PA0010037	Rating Area 7	Tobacco User/Non-Tobacco User	57	1242.08	1366.44
	22444PA0010037	Rating Area 7	Tobacco User/Non-Tobacco User	58	1298.65	1428.62
	22444PA0010037	Rating Area 7	Tobacco User/Non-Tobacco User	59	1326.69	1459.20
	22444PA0010037	Rating Area 7	Tobacco User/Non-Tobacco User	60	1383.26	1521.38
	22444PA0010037	Rating Area 7	Tobacco User/Non-Tobacco User	61	1432.19	1575.41
	22444PA0010037	Rating Area 7	Tobacco User/Non-Tobacco User	62	1464.30	1610.58
	22444PA0010037	Rating Area 7	Tobacco User/Non-Tobacco User	63	1504.56	1654.92
	22444PA0010037	Rating Area 7	Tobacco User/Non-Tobacco User	64 and over	1529.03	1681.93
	22444PA0010038	Rating Area 3	Tobacco User/Non-Tobacco User	0-14	301.63	301.63
	22444PA0010038	Rating Area 3	Tobacco User/Non-Tobacco User	15	328.45	328.45
	22444PA0010038	Rating Area 3	Tobacco User/Non-Tobacco User	16	338.70	338.70
	22444PA0010038	Rating Area 3	Tobacco User/Non-Tobacco User	17	348.95	348.95
	22444PA0010038	Rating Area 3	Tobacco User/Non-Tobacco User	18	359.99	395.87
	22444PA0010038	Rating Area 3	Tobacco User/Non-Tobacco User	19	371.03	408.09
	22444PA0010038	Rating Area 3	Tobacco User/Non-Tobacco User	20	382.46	420.71
	22444PA0010038	Rating Area 3	Tobacco User/Non-Tobacco User	21	394.30	433.73
	22444PA0010038	Rating Area 3	Tobacco User/Non-Tobacco User	22	394.30	433.73
	22444PA0010038	Rating Area 3	Tobacco User/Non-Tobacco User	23	394.30	433.73
	22444PA0010038	Rating Area 3	Tobacco User/Non-Tobacco User	24	394.30	433.73
	22444PA0010038	Rating Area 3	Tobacco User/Non-Tobacco User	25	395.87	435.30
	22444PA0010038	Rating Area 3	Tobacco User/Non-Tobacco User	26	403.76	443.97
	22444PA0010038	Rating Area 3	Tobacco User/Non-Tobacco User	27	413.22	454.62
	22444PA0010038	Rating Area 3	Tobacco User/Non-Tobacco User	28	428.60	471.57
	22444PA0010038	Rating Area 3	Tobacco User/Non-Tobacco User	29	441.21	485.37
	22444PA0010038	Rating Area 3	Tobacco User/Non-Tobacco User	30	447.52	492.47
	22444PA0010038	Rating Area 3	Tobacco User/Non-Tobacco User	31	456.98	502.72
	22444PA0010038	Rating Area 3	Tobacco User/Non-Tobacco User	32	466.45	512.97
	22444PA0010038	Rating Area 3	Tobacco User/Non-Tobacco User	33	472.36	519.68
	22444PA0010038	Rating Area 3	Tobacco User/Non-Tobacco User	34	478.67	526.38
	22444PA0010038	Rating Area 3	Tobacco User/Non-Tobacco User	35	481.82	529.93
	22444PA0010038	Rating Area 3	Tobacco User/Non-Tobacco User	36	484.98	533.48
	22444PA0010038	Rating Area 3	Tobacco User/Non-Tobacco User	37	488.13	537.03
	22444PA0010038	Rating Area 3	Tobacco User/Non-Tobacco User	38	491.29	540.57
	22444PA0010038	Rating Area 3	Tobacco User/Non-Tobacco User	39	497.60	547.28
	22444PA0010038	Rating Area 3	Tobacco User/Non-Tobacco User	40	503.91	554.37
	22444PA0010038	Rating Area 3	Tobacco User/Non-Tobacco User	41	513.37	564.63
	22444PA0010038	Rating Area 3	Tobacco User/Non-Tobacco User	42	522.44	574.88
	22444PA0010038	Rating Area 3	Tobacco User/Non-Tobacco User	43	535.05	588.68
	22444PA0010038	Rating Area 3	Tobacco User/Non-Tobacco User	44	550.83	606.03
	22444PA0010038	Rating Area 3	Tobacco User/Non-Tobacco User	45	569.36	626.14
	22444PA0010038	Rating Area 3	Tobacco User/Non-Tobacco User	46	591.44	650.58
	22444PA0010038	Rating Area 3	Tobacco User/Non-Tobacco User	47	616.28	677.79
	22444PA0010038	Rating Area 3	Tobacco User/Non-Tobacco User	48	644.67	709.33
	22444PA0010038	Rating Area 3	Tobacco User/Non-Tobacco User	49	672.66	740.09
	22444PA0010038	Rating Area 3	Tobacco User/Non-Tobacco User	50	704.21	774.78
	22444PA0010038	Rating Area 3	Tobacco User/Non-Tobacco User	51	735.35	809.09
	22444PA0010038	Rating Area 3	Tobacco User/Non-Tobacco User	52	769.66	846.54
	22444PA0010038	Rating Area 3	Tobacco User/Non-Tobacco User	53	804.36	884.79
	22444PA0010038	Rating Area 3	Tobacco User/Non-Tobacco User	54	841.81	925.80
	22444PA0010038	Rating Area 3	Tobacco User/Non-Tobacco User	55	879.27	967.20
	22444PA0010038	Rating Area 3	Tobacco User/Non-Tobacco User	56	919.88	1011.75
	22444PA0010038	Rating Area 3	Tobacco User/Non-Tobacco User	57	960.89	1057.10
	22444PA0010038	Rating Area 3	Tobacco User/Non-Tobacco User	58	1004.66	1105.20
	22444PA0010038	Rating Area 3	Tobacco User/Non-Tobacco User	59	1026.34	1128.86
	22444PA0010038	Rating Area 3	Tobacco User/Non-Tobacco User	60	1070.11	1176.96
	22444PA0010038	Rating Area 3	Tobacco User/Non-Tobacco User	61	1107.96	1218.76
	22444PA0010038	Rating Area 3	Tobacco User/Non-Tobacco User	62	1132.80	1245.96
	22444PA0010038	Rating Area 3	Tobacco User/Non-Tobacco User	63	1163.95	1280.27
	22444PA0010038	Rating Area 3	Tobacco User/Non-Tobacco User	64 and over	1182.88	1301.16
	22444PA0010039	Rating Area 9	Tobacco User/Non-Tobacco User	0-14	355.32	355.32
	22444PA0010039	Rating Area 9	Tobacco User/Non-Tobacco User	15	386.91	386.91
	22444PA0010039	Rating Area 9	Tobacco User/Non-Tobacco User	16	398.98	398.98
	22444PA0010039	Rating Area 9	Tobacco User/Non-Tobacco User	17	411.06	411.06
	22444PA0010039	Rating Area 9	Tobacco User/Non-Tobacco User	18	424.06	466.33
	22444PA0010039	Rating Area 9	Tobacco User/Non-Tobacco User	19	437.07	480.73
	22444PA0010039	Rating Area 9	Tobacco User/Non-Tobacco User	20	450.54	495.59
	22444PA0010039	Rating Area 9	Tobacco User/Non-Tobacco User	21	464.48	510.93
	22444PA0010039	Rating Area 9	Tobacco User/Non-Tobacco User	22	464.48	510.93
	22444PA0010039	Rating Area 9	Tobacco User/Non-Tobacco User	23	464.48	510.93
	22444PA0010039	Rating Area 9	Tobacco User/Non-Tobacco User	24	464.48	510.93
	22444PA0010039	Rating Area 9	Tobacco User/Non-Tobacco User	25	466.33	512.78
	22444PA0010039	Rating Area 9	Tobacco User/Non-Tobacco User	26	475.62	523.00
	22444PA0010039	Rating Area 9	Tobacco User/Non-Tobacco User	27	486.77	535.54
	22444PA0010039	Rating Area 9	Tobacco User/Non-Tobacco User	28	504.88	555.51
	22444PA0010039	Rating Area 9	Tobacco User/Non-Tobacco User	29	519.75	571.77
	22444PA0010039	Rating Area 9	Tobacco User/Non-Tobacco User	30	527.18	580.13

	22444PA0010039	Rating Area 9	Tobacco User/Non-Tobacco User	31	538.32	592.20
	22444PA0010039	Rating Area 9	Tobacco User/Non-Tobacco User	32	549.47	604.28
	22444PA0010039	Rating Area 9	Tobacco User/Non-Tobacco User	33	556.44	612.18
	22444PA0010039	Rating Area 9	Tobacco User/Non-Tobacco User	34	563.87	620.07
	22444PA0010039	Rating Area 9	Tobacco User/Non-Tobacco User	35	567.59	624.25
	22444PA0010039	Rating Area 9	Tobacco User/Non-Tobacco User	36	571.30	628.43
	22444PA0010039	Rating Area 9	Tobacco User/Non-Tobacco User	37	575.02	632.61
	22444PA0010039	Rating Area 9	Tobacco User/Non-Tobacco User	38	578.73	636.79
	22444PA0010039	Rating Area 9	Tobacco User/Non-Tobacco User	39	586.17	644.69
	22444PA0010039	Rating Area 9	Tobacco User/Non-Tobacco User	40	593.60	653.05
	22444PA0010039	Rating Area 9	Tobacco User/Non-Tobacco User	41	604.74	665.13
	22444PA0010039	Rating Area 9	Tobacco User/Non-Tobacco User	42	615.43	677.20
	22444PA0010039	Rating Area 9	Tobacco User/Non-Tobacco User	43	630.29	693.46
	22444PA0010039	Rating Area 9	Tobacco User/Non-Tobacco User	44	648.87	713.90
	22444PA0010039	Rating Area 9	Tobacco User/Non-Tobacco User	45	670.70	737.58
	22444PA0010039	Rating Area 9	Tobacco User/Non-Tobacco User	46	696.71	766.38
	22444PA0010039	Rating Area 9	Tobacco User/Non-Tobacco User	47	725.97	798.43
	22444PA0010039	Rating Area 9	Tobacco User/Non-Tobacco User	48	759.41	835.59
	22444PA0010039	Rating Area 9	Tobacco User/Non-Tobacco User	49	792.39	871.82
	22444PA0010039	Rating Area 9	Tobacco User/Non-Tobacco User	50	829.55	912.69
	22444PA0010039	Rating Area 9	Tobacco User/Non-Tobacco User	51	866.24	953.10
	22444PA0010039	Rating Area 9	Tobacco User/Non-Tobacco User	52	906.65	997.22
	22444PA0010039	Rating Area 9	Tobacco User/Non-Tobacco User	53	947.53	1042.28
	22444PA0010039	Rating Area 9	Tobacco User/Non-Tobacco User	54	991.65	1090.58
	22444PA0010039	Rating Area 9	Tobacco User/Non-Tobacco User	55	1035.78	1139.35
	22444PA0010039	Rating Area 9	Tobacco User/Non-Tobacco User	56	1083.62	1191.84
	22444PA0010039	Rating Area 9	Tobacco User/Non-Tobacco User	57	1131.92	1245.25
	22444PA0010039	Rating Area 9	Tobacco User/Non-Tobacco User	58	1183.48	1301.92
	22444PA0010039	Rating Area 9	Tobacco User/Non-Tobacco User	59	1209.02	1329.79
	22444PA0010039	Rating Area 9	Tobacco User/Non-Tobacco User	60	1260.58	1386.45
	22444PA0010039	Rating Area 9	Tobacco User/Non-Tobacco User	61	1305.17	1435.69
	22444PA0010039	Rating Area 9	Tobacco User/Non-Tobacco User	62	1334.43	1467.74
	22444PA0010039	Rating Area 9	Tobacco User/Non-Tobacco User	63	1371.13	1508.15
	22444PA0010039	Rating Area 9	Tobacco User/Non-Tobacco User	64 and over	1393.42	1532.76
	22444PA0010040	Rating Area 6	Tobacco User/Non-Tobacco User	0-14	393.39	393.39
	22444PA0010040	Rating Area 6	Tobacco User/Non-Tobacco User	15	428.36	428.36
	22444PA0010040	Rating Area 6	Tobacco User/Non-Tobacco User	16	441.73	441.73
	22444PA0010040	Rating Area 6	Tobacco User/Non-Tobacco User	17	455.10	455.10
	22444PA0010040	Rating Area 6	Tobacco User/Non-Tobacco User	18	469.50	516.30
	22444PA0010040	Rating Area 6	Tobacco User/Non-Tobacco User	19	483.90	532.24
	22444PA0010040	Rating Area 6	Tobacco User/Non-Tobacco User	20	498.81	548.69
	22444PA0010040	Rating Area 6	Tobacco User/Non-Tobacco User	21	514.24	565.67
	22444PA0010040	Rating Area 6	Tobacco User/Non-Tobacco User	22	514.24	565.67
	22444PA0010040	Rating Area 6	Tobacco User/Non-Tobacco User	23	514.24	565.67
	22444PA0010040	Rating Area 6	Tobacco User/Non-Tobacco User	24	514.24	565.67
	22444PA0010040	Rating Area 6	Tobacco User/Non-Tobacco User	25	516.30	567.72
	22444PA0010040	Rating Area 6	Tobacco User/Non-Tobacco User	26	526.58	579.03
	22444PA0010040	Rating Area 6	Tobacco User/Non-Tobacco User	27	538.92	592.92
	22444PA0010040	Rating Area 6	Tobacco User/Non-Tobacco User	28	558.98	615.03
	22444PA0010040	Rating Area 6	Tobacco User/Non-Tobacco User	29	575.43	633.03
	22444PA0010040	Rating Area 6	Tobacco User/Non-Tobacco User	30	583.66	642.28
	22444PA0010040	Rating Area 6	Tobacco User/Non-Tobacco User	31	596.00	655.65
	22444PA0010040	Rating Area 6	Tobacco User/Non-Tobacco User	32	608.34	669.02
	22444PA0010040	Rating Area 6	Tobacco User/Non-Tobacco User	33	616.06	677.77
	22444PA0010040	Rating Area 6	Tobacco User/Non-Tobacco User	34	624.29	686.51
	22444PA0010040	Rating Area 6	Tobacco User/Non-Tobacco User	35	628.40	691.14
	22444PA0010040	Rating Area 6	Tobacco User/Non-Tobacco User	36	632.51	695.76
	22444PA0010040	Rating Area 6	Tobacco User/Non-Tobacco User	37	636.63	700.39
	22444PA0010040	Rating Area 6	Tobacco User/Non-Tobacco User	38	640.74	705.02
	22444PA0010040	Rating Area 6	Tobacco User/Non-Tobacco User	39	648.97	713.76
	22444PA0010040	Rating Area 6	Tobacco User/Non-Tobacco User	40	657.20	723.02
	22444PA0010040	Rating Area 6	Tobacco User/Non-Tobacco User	41	669.54	736.39
	22444PA0010040	Rating Area 6	Tobacco User/Non-Tobacco User	42	681.37	749.76
	22444PA0010040	Rating Area 6	Tobacco User/Non-Tobacco User	43	697.82	767.76

22444PA0010040	Rating Area 6	Tobacco User/Non-Tobacco User	44	718.39	790.38
	Rating Area 6	Tobacco User/Non-Tobacco User	45	742.56	816.61
	Rating Area 6	Tobacco User/Non-Tobacco User	46	771.36	848.49
	Rating Area 6	Tobacco User/Non-Tobacco User	47	803.75	883.98
	Rating Area 6	Tobacco User/Non-Tobacco User	48	840.78	925.12
	Rating Area 6	Tobacco User/Non-Tobacco User	49	877.29	965.23
	Rating Area 6	Tobacco User/Non-Tobacco User	50	918.43	1010.48
	Rating Area 6	Tobacco User/Non-Tobacco User	51	959.05	1055.22
	Rating Area 6	Tobacco User/Non-Tobacco User	52	1003.79	1104.07
	Rating Area 6	Tobacco User/Non-Tobacco User	53	1049.05	1153.95
	Rating Area 6	Tobacco User/Non-Tobacco User	54	1097.90	1207.43
	Rating Area 6	Tobacco User/Non-Tobacco User	55	1146.75	1261.43
	Rating Area 6	Tobacco User/Non-Tobacco User	56	1199.72	1319.54
	Rating Area 6	Tobacco User/Non-Tobacco User	57	1253.20	1378.67
	Rating Area 6	Tobacco User/Non-Tobacco User	58	1310.28	1441.41
	Rating Area 6	Tobacco User/Non-Tobacco User	59	1338.56	1472.26
	Rating Area 6	Tobacco User/Non-Tobacco User	60	1395.64	1535.00
	Rating Area 6	Tobacco User/Non-Tobacco User	61	1445.01	1589.51
	Rating Area 6	Tobacco User/Non-Tobacco User	62	1477.41	1624.99
	Rating Area 6	Tobacco User/Non-Tobacco User	63	1518.03	1669.73
	Rating Area 6	Tobacco User/Non-Tobacco User	64 and over	1542.72	1696.99
22444PA0010041	Rating Area 7	Tobacco User/Non-Tobacco User	0-14	399.90	399.90
22444PA0010041	Rating Area 7	Tobacco User/Non-Tobacco User	15	435.45	435.45
	Rating Area 7	Tobacco User/Non-Tobacco User	16	449.04	449.04
	Rating Area 7	Tobacco User/Non-Tobacco User	17	462.63	462.63
	Rating Area 7	Tobacco User/Non-Tobacco User	18	477.27	524.84
	Rating Area 7	Tobacco User/Non-Tobacco User	19	491.90	541.04
	Rating Area 7	Tobacco User/Non-Tobacco User	20	507.06	557.77
	Rating Area 7	Tobacco User/Non-Tobacco User	21	522.75	575.02
	Rating Area 7	Tobacco User/Non-Tobacco User	22	522.75	575.02
	Rating Area 7	Tobacco User/Non-Tobacco User	23	522.75	575.02
	Rating Area 7	Tobacco User/Non-Tobacco User	24	522.75	575.02
	Rating Area 7	Tobacco User/Non-Tobacco User	25	524.84	577.11
	Rating Area 7	Tobacco User/Non-Tobacco User	26	535.29	588.61
	Rating Area 7	Tobacco User/Non-Tobacco User	27	547.84	602.73
	Rating Area 7	Tobacco User/Non-Tobacco User	28	568.22	625.20
	Rating Area 7	Tobacco User/Non-Tobacco User	29	584.95	643.50
	Rating Area 7	Tobacco User/Non-Tobacco User	30	593.32	652.91
	Rating Area 7	Tobacco User/Non-Tobacco User	31	605.86	666.50
	Rating Area 7	Tobacco User/Non-Tobacco User	32	618.41	680.09
	Rating Area 7	Tobacco User/Non-Tobacco User	33	626.25	688.98
	Rating Area 7	Tobacco User/Non-Tobacco User	34	634.61	697.86
	Rating Area 7	Tobacco User/Non-Tobacco User	35	638.79	702.57
	Rating Area 7	Tobacco User/Non-Tobacco User	36	642.98	707.27
	Rating Area 7	Tobacco User/Non-Tobacco User	37	647.16	711.98
	Rating Area 7	Tobacco User/Non-Tobacco User	38	651.34	716.68
	Rating Area 7	Tobacco User/Non-Tobacco User	39	659.70	725.57
	Rating Area 7	Tobacco User/Non-Tobacco User	40	668.07	734.98
	Rating Area 7	Tobacco User/Non-Tobacco User	41	680.61	748.57
	Rating Area 7	Tobacco User/Non-Tobacco User	42	692.64	762.16
	Rating Area 7	Tobacco User/Non-Tobacco User	43	709.37	780.46
	Rating Area 7	Tobacco User/Non-Tobacco User	44	730.28	803.46
	Rating Area 7	Tobacco User/Non-Tobacco User	45	754.84	830.12
	Rating Area 7	Tobacco User/Non-Tobacco User	46	784.12	862.53
	Rating Area 7	Tobacco User/Non-Tobacco User	47	817.05	898.60
	Rating Area 7	Tobacco User/Non-Tobacco User	48	854.69	940.42
	Rating Area 7	Tobacco User/Non-Tobacco User	49	891.80	981.19
	Rating Area 7	Tobacco User/Non-Tobacco User	50	933.62	1027.19
	Rating Area 7	Tobacco User/Non-Tobacco User	51	974.92	1072.67
	Rating Area 7	Tobacco User/Non-Tobacco User	52	1020.40	1122.33
	Rating Area 7	Tobacco User/Non-Tobacco User	53	1066.40	1173.04
	Rating Area 7	Tobacco User/Non-Tobacco User	54	1116.06	1227.41
	Rating Area 7	Tobacco User/Non-Tobacco User	55	1165.72	1282.29
	Rating Area 7	Tobacco User/Non-Tobacco User	56	1219.56	1341.36

	22444PA0010041	Rating Area 7	Tobacco User/Non-Tobacco User	57	1273.93	1401.48
	22444PA0010041	Rating Area 7	Tobacco User/Non-Tobacco User	58	1331.96	1465.26
	22444PA0010041	Rating Area 7	Tobacco User/Non-Tobacco User	59	1360.71	1496.62
	22444PA0010041	Rating Area 7	Tobacco User/Non-Tobacco User	60	1418.73	1560.39
	22444PA0010041	Rating Area 7	Tobacco User/Non-Tobacco User	61	1468.91	1615.81
	22444PA0010041	Rating Area 7	Tobacco User/Non-Tobacco User	62	1501.85	1651.88
	22444PA0010041	Rating Area 7	Tobacco User/Non-Tobacco User	63	1543.14	1697.35
	22444PA0010041	Rating Area 7	Tobacco User/Non-Tobacco User	64 and over	1568.24	1725.06
	22444PA0010042	Rating Area 9	Tobacco User/Non-Tobacco User	0-14	346.44	346.44
	22444PA0010042	Rating Area 9	Tobacco User/Non-Tobacco User	15	377.23	377.23
	22444PA0010042	Rating Area 9	Tobacco User/Non-Tobacco User	16	389.01	389.01
	22444PA0010042	Rating Area 9	Tobacco User/Non-Tobacco User	17	400.78	400.78
	22444PA0010042	Rating Area 9	Tobacco User/Non-Tobacco User	18	413.46	454.67
	22444PA0010042	Rating Area 9	Tobacco User/Non-Tobacco User	19	426.14	468.71
	22444PA0010042	Rating Area 9	Tobacco User/Non-Tobacco User	20	439.28	483.20
	22444PA0010042	Rating Area 9	Tobacco User/Non-Tobacco User	21	452.87	498.15
	22444PA0010042	Rating Area 9	Tobacco User/Non-Tobacco User	22	452.87	498.15
	22444PA0010042	Rating Area 9	Tobacco User/Non-Tobacco User	23	452.87	498.15
	22444PA0010042	Rating Area 9	Tobacco User/Non-Tobacco User	24	452.87	498.15
	22444PA0010042	Rating Area 9	Tobacco User/Non-Tobacco User	25	454.67	499.96
	22444PA0010042	Rating Area 9	Tobacco User/Non-Tobacco User	26	463.73	509.92
	22444PA0010042	Rating Area 9	Tobacco User/Non-Tobacco User	27	474.60	522.15
	22444PA0010042	Rating Area 9	Tobacco User/Non-Tobacco User	28	492.26	541.62
	22444PA0010042	Rating Area 9	Tobacco User/Non-Tobacco User	29	506.75	557.47
	22444PA0010042	Rating Area 9	Tobacco User/Non-Tobacco User	30	514.00	565.62
	22444PA0010042	Rating Area 9	Tobacco User/Non-Tobacco User	31	524.87	577.40
	22444PA0010042	Rating Area 9	Tobacco User/Non-Tobacco User	32	535.73	589.17
	22444PA0010042	Rating Area 9	Tobacco User/Non-Tobacco User	33	542.53	596.87
	22444PA0010042	Rating Area 9	Tobacco User/Non-Tobacco User	34	549.77	604.57
	22444PA0010042	Rating Area 9	Tobacco User/Non-Tobacco User	35	553.40	608.65
	22444PA0010042	Rating Area 9	Tobacco User/Non-Tobacco User	36	557.02	612.72
	22444PA0010042	Rating Area 9	Tobacco User/Non-Tobacco User	37	560.64	616.80
	22444PA0010042	Rating Area 9	Tobacco User/Non-Tobacco User	38	564.26	620.87
	22444PA0010042	Rating Area 9	Tobacco User/Non-Tobacco User	39	571.51	628.57
	22444PA0010042	Rating Area 9	Tobacco User/Non-Tobacco User	40	578.76	636.72
	22444PA0010042	Rating Area 9	Tobacco User/Non-Tobacco User	41	589.63	648.50
	22444PA0010042	Rating Area 9	Tobacco User/Non-Tobacco User	42	600.04	660.27
	22444PA0010042	Rating Area 9	Tobacco User/Non-Tobacco User	43	614.53	676.12
	22444PA0010042	Rating Area 9	Tobacco User/Non-Tobacco User	44	632.65	696.05
	22444PA0010042	Rating Area 9	Tobacco User/Non-Tobacco User	45	653.93	719.14
	22444PA0010042	Rating Area 9	Tobacco User/Non-Tobacco User	46	679.29	747.22
	22444PA0010042	Rating Area 9	Tobacco User/Non-Tobacco User	47	707.82	778.47
	22444PA0010042	Rating Area 9	Tobacco User/Non-Tobacco User	48	740.43	814.70
	22444PA0010042	Rating Area 9	Tobacco User/Non-Tobacco User	49	772.58	850.02
	22444PA0010042	Rating Area 9	Tobacco User/Non-Tobacco User	50	808.81	889.87
	22444PA0010042	Rating Area 9	Tobacco User/Non-Tobacco User	51	844.59	929.27
	22444PA0010042	Rating Area 9	Tobacco User/Non-Tobacco User	52	883.98	972.29
	22444PA0010042	Rating Area 9	Tobacco User/Non-Tobacco User	53	923.84	1016.22
	22444PA0010042	Rating Area 9	Tobacco User/Non-Tobacco User	54	966.86	1063.32
	22444PA0010042	Rating Area 9	Tobacco User/Non-Tobacco User	55	1009.88	1110.87
	22444PA0010042	Rating Area 9	Tobacco User/Non-Tobacco User	56	1056.53	1162.04
	22444PA0010042	Rating Area 9	Tobacco User/Non-Tobacco User	57	1103.62	1214.12
	22444PA0010042	Rating Area 9	Tobacco User/Non-Tobacco User	58	1153.89	1269.37
	22444PA0010042	Rating Area 9	Tobacco User/Non-Tobacco User	59	1178.80	1296.54
	22444PA0010042	Rating Area 9	Tobacco User/Non-Tobacco User	60	1229.07	1351.79
	22444PA0010042	Rating Area 9	Tobacco User/Non-Tobacco User	61	1272.54	1399.79
	22444PA0010042	Rating Area 9	Tobacco User/Non-Tobacco User	62	1301.07	1431.04
	22444PA0010042	Rating Area 9	Tobacco User/Non-Tobacco User	63	1336.85	1470.44
	22444PA0010042	Rating Area 9	Tobacco User/Non-Tobacco User	64 and over	1358.58	1494.44
	22444PA0010045	Rating Area 3	Tobacco User/Non-Tobacco User	0-14	296.61	296.61
	22444PA0010045	Rating Area 3	Tobacco User/Non-Tobacco User	15	322.98	322.98
	22444PA0010045	Rating Area 3	Tobacco User/Non-Tobacco User	16	333.06	333.06
	22444PA0010045	Rating Area 3	Tobacco User/Non-Tobacco User	17	343.14	343.14
	22444PA0010045	Rating Area 3	Tobacco User/Non-Tobacco User	18	354.00	389.28

	22444PA0010045	Rating Area 3	Tobacco User/Non-Tobacco User	19	364.85	401.30
	22444PA0010045	Rating Area 3	Tobacco User/Non-Tobacco User	20	376.10	413.71
	22444PA0010045	Rating Area 3	Tobacco User/Non-Tobacco User	21	387.74	426.51
	22444PA0010045	Rating Area 3	Tobacco User/Non-Tobacco User	22	387.74	426.51
	22444PA0010045	Rating Area 3	Tobacco User/Non-Tobacco User	23	387.74	426.51
	22444PA0010045	Rating Area 3	Tobacco User/Non-Tobacco User	24	387.74	426.51
	22444PA0010045	Rating Area 3	Tobacco User/Non-Tobacco User	25	389.28	428.05
	22444PA0010045	Rating Area 3	Tobacco User/Non-Tobacco User	26	397.04	436.58
	22444PA0010045	Rating Area 3	Tobacco User/Non-Tobacco User	27	406.34	447.05
	22444PA0010045	Rating Area 3	Tobacco User/Non-Tobacco User	28	421.46	463.73
	22444PA0010045	Rating Area 3	Tobacco User/Non-Tobacco User	29	433.87	477.30
	22444PA0010045	Rating Area 3	Tobacco User/Non-Tobacco User	30	440.07	484.28
	22444PA0010045	Rating Area 3	Tobacco User/Non-Tobacco User	31	449.38	494.36
	22444PA0010045	Rating Area 3	Tobacco User/Non-Tobacco User	32	458.69	504.44
	22444PA0010045	Rating Area 3	Tobacco User/Non-Tobacco User	33	464.50	511.03
	22444PA0010045	Rating Area 3	Tobacco User/Non-Tobacco User	34	470.71	517.62
	22444PA0010045	Rating Area 3	Tobacco User/Non-Tobacco User	35	473.81	521.11
	22444PA0010045	Rating Area 3	Tobacco User/Non-Tobacco User	36	476.91	524.60
	22444PA0010045	Rating Area 3	Tobacco User/Non-Tobacco User	37	480.01	528.09
	22444PA0010045	Rating Area 3	Tobacco User/Non-Tobacco User	38	483.11	531.58
	22444PA0010045	Rating Area 3	Tobacco User/Non-Tobacco User	39	489.32	538.17
	22444PA0010045	Rating Area 3	Tobacco User/Non-Tobacco User	40	495.52	545.15
	22444PA0010045	Rating Area 3	Tobacco User/Non-Tobacco User	41	504.83	555.23
	22444PA0010045	Rating Area 3	Tobacco User/Non-Tobacco User	42	513.74	565.31
	22444PA0010045	Rating Area 3	Tobacco User/Non-Tobacco User	43	526.15	578.88
	22444PA0010045	Rating Area 3	Tobacco User/Non-Tobacco User	44	541.66	595.94
	22444PA0010045	Rating Area 3	Tobacco User/Non-Tobacco User	45	559.88	615.72
	22444PA0010045	Rating Area 3	Tobacco User/Non-Tobacco User	46	581.60	639.76
	22444PA0010045	Rating Area 3	Tobacco User/Non-Tobacco User	47	606.02	666.51
	22444PA0010045	Rating Area 3	Tobacco User/Non-Tobacco User	48	633.94	697.53
	22444PA0010045	Rating Area 3	Tobacco User/Non-Tobacco User	49	661.47	727.77
	22444PA0010045	Rating Area 3	Tobacco User/Non-Tobacco User	50	692.49	761.89
	22444PA0010045	Rating Area 3	Tobacco User/Non-Tobacco User	51	723.12	795.62
	22444PA0010045	Rating Area 3	Tobacco User/Non-Tobacco User	52	756.85	832.46
	22444PA0010045	Rating Area 3	Tobacco User/Non-Tobacco User	53	790.97	870.07
	22444PA0010045	Rating Area 3	Tobacco User/Non-Tobacco User	54	827.81	910.39
	22444PA0010045	Rating Area 3	Tobacco User/Non-Tobacco User	55	864.64	951.10
	22444PA0010045	Rating Area 3	Tobacco User/Non-Tobacco User	56	904.58	994.92
	22444PA0010045	Rating Area 3	Tobacco User/Non-Tobacco User	57	944.90	1039.51
	22444PA0010045	Rating Area 3	Tobacco User/Non-Tobacco User	58	987.94	1086.81
	22444PA0010045	Rating Area 3	Tobacco User/Non-Tobacco User	59	1009.26	1110.07
	22444PA0010045	Rating Area 3	Tobacco User/Non-Tobacco User	60	1052.30	1157.38
	22444PA0010045	Rating Area 3	Tobacco User/Non-Tobacco User	61	1089.52	1198.48
	22444PA0010045	Rating Area 3	Tobacco User/Non-Tobacco User	62	1113.95	1225.23
	22444PA0010045	Rating Area 3	Tobacco User/Non-Tobacco User	63	1144.58	1258.96
	22444PA0010045	Rating Area 3	Tobacco User/Non-Tobacco User	64 and over	1163.19	1279.51
	22444PA0010046	Rating Area 9	Tobacco User/Non-Tobacco User	0-14	349.41	349.41
	22444PA0010046	Rating Area 9	Tobacco User/Non-Tobacco User	15	380.47	380.47
	22444PA0010046	Rating Area 9	Tobacco User/Non-Tobacco User	16	392.34	392.34
	22444PA0010046	Rating Area 9	Tobacco User/Non-Tobacco User	17	404.22	404.22
	22444PA0010046	Rating Area 9	Tobacco User/Non-Tobacco User	18	417.01	458.57
	22444PA0010046	Rating Area 9	Tobacco User/Non-Tobacco User	19	429.80	472.73
	22444PA0010046	Rating Area 9	Tobacco User/Non-Tobacco User	20	443.04	487.35
	22444PA0010046	Rating Area 9	Tobacco User/Non-Tobacco User	21	456.75	502.42
	22444PA0010046	Rating Area 9	Tobacco User/Non-Tobacco User	22	456.75	502.42
	22444PA0010046	Rating Area 9	Tobacco User/Non-Tobacco User	23	456.75	502.42
	22444PA0010046	Rating Area 9	Tobacco User/Non-Tobacco User	24	456.75	502.42
	22444PA0010046	Rating Area 9	Tobacco User/Non-Tobacco User	25	458.57	504.25
	22444PA0010046	Rating Area 9	Tobacco User/Non-Tobacco User	26	467.71	514.29
	22444PA0010046	Rating Area 9	Tobacco User/Non-Tobacco User	27	478.67	526.63
	22444PA0010046	Rating Area 9	Tobacco User/Non-Tobacco User	28	496.48	546.27
	22444PA0010046	Rating Area 9	Tobacco User/Non-Tobacco User	29	511.10	562.25
	22444PA0010046	Rating Area 9	Tobacco User/Non-Tobacco User	30	518.40	570.47
	22444PA0010046	Rating Area 9	Tobacco User/Non-Tobacco User	31	529.37	582.35

	22444PA0010046	Rating Area 9	Tobacco User/Non-Tobacco User	32	540.33	594.22
	22444PA0010046	Rating Area 9	Tobacco User/Non-Tobacco User	33	547.18	601.99
	22444PA0010046	Rating Area 9	Tobacco User/Non-Tobacco User	34	554.49	609.75
	22444PA0010046	Rating Area 9	Tobacco User/Non-Tobacco User	35	558.14	613.86
	22444PA0010046	Rating Area 9	Tobacco User/Non-Tobacco User	36	561.80	617.98
	22444PA0010046	Rating Area 9	Tobacco User/Non-Tobacco User	37	565.45	622.09
	22444PA0010046	Rating Area 9	Tobacco User/Non-Tobacco User	38	569.10	626.20
	22444PA0010046	Rating Area 9	Tobacco User/Non-Tobacco User	39	576.41	633.96
	22444PA0010046	Rating Area 9	Tobacco User/Non-Tobacco User	40	583.72	642.18
	22444PA0010046	Rating Area 9	Tobacco User/Non-Tobacco User	41	594.68	654.06
	22444PA0010046	Rating Area 9	Tobacco User/Non-Tobacco User	42	605.19	665.93
	22444PA0010046	Rating Area 9	Tobacco User/Non-Tobacco User	43	619.80	681.92
	22444PA0010046	Rating Area 9	Tobacco User/Non-Tobacco User	44	638.07	702.02
	22444PA0010046	Rating Area 9	Tobacco User/Non-Tobacco User	45	659.54	725.31
	22444PA0010046	Rating Area 9	Tobacco User/Non-Tobacco User	46	685.12	753.63
	22444PA0010046	Rating Area 9	Tobacco User/Non-Tobacco User	47	713.89	785.14
	22444PA0010046	Rating Area 9	Tobacco User/Non-Tobacco User	48	746.78	821.68
	22444PA0010046	Rating Area 9	Tobacco User/Non-Tobacco User	49	779.21	857.31
	22444PA0010046	Rating Area 9	Tobacco User/Non-Tobacco User	50	815.75	897.50
	22444PA0010046	Rating Area 9	Tobacco User/Non-Tobacco User	51	851.83	937.24
	22444PA0010046	Rating Area 9	Tobacco User/Non-Tobacco User	52	891.56	980.63
	22444PA0010046	Rating Area 9	Tobacco User/Non-Tobacco User	53	931.76	1024.93
	22444PA0010046	Rating Area 9	Tobacco User/Non-Tobacco User	54	975.15	1072.44
	22444PA0010046	Rating Area 9	Tobacco User/Non-Tobacco User	55	1018.54	1120.39
	22444PA0010046	Rating Area 9	Tobacco User/Non-Tobacco User	56	1065.58	1172.01
	22444PA0010046	Rating Area 9	Tobacco User/Non-Tobacco User	57	1113.09	1224.53
	22444PA0010046	Rating Area 9	Tobacco User/Non-Tobacco User	58	1163.78	1280.25
	22444PA0010046	Rating Area 9	Tobacco User/Non-Tobacco User	59	1188.91	1307.66
	22444PA0010046	Rating Area 9	Tobacco User/Non-Tobacco User	60	1239.60	1363.38
	22444PA0010046	Rating Area 9	Tobacco User/Non-Tobacco User	61	1283.45	1411.80
	22444PA0010046	Rating Area 9	Tobacco User/Non-Tobacco User	62	1312.23	1443.31
	22444PA0010046	Rating Area 9	Tobacco User/Non-Tobacco User	63	1348.31	1483.05
	22444PA0010046	Rating Area 9	Tobacco User/Non-Tobacco User	64 and over	1370.23	1507.26
	22444PA0010047	Rating Area 3	Tobacco User/Non-Tobacco User	0-14	288.15	288.15
	22444PA0010047	Rating Area 3	Tobacco User/Non-Tobacco User	15	313.76	313.76
	22444PA0010047	Rating Area 3	Tobacco User/Non-Tobacco User	16	323.55	323.55
	22444PA0010047	Rating Area 3	Tobacco User/Non-Tobacco User	17	333.35	333.35
	22444PA0010047	Rating Area 3	Tobacco User/Non-Tobacco User	18	343.89	378.17
	22444PA0010047	Rating Area 3	Tobacco User/Non-Tobacco User	19	354.44	389.85
	22444PA0010047	Rating Area 3	Tobacco User/Non-Tobacco User	20	365.36	401.90
	22444PA0010047	Rating Area 3	Tobacco User/Non-Tobacco User	21	376.67	414.34
	22444PA0010047	Rating Area 3	Tobacco User/Non-Tobacco User	22	376.67	414.34
	22444PA0010047	Rating Area 3	Tobacco User/Non-Tobacco User	23	376.67	414.34
	22444PA0010047	Rating Area 3	Tobacco User/Non-Tobacco User	24	376.67	414.34
	22444PA0010047	Rating Area 3	Tobacco User/Non-Tobacco User	25	378.17	415.84
	22444PA0010047	Rating Area 3	Tobacco User/Non-Tobacco User	26	385.70	424.12
	22444PA0010047	Rating Area 3	Tobacco User/Non-Tobacco User	27	394.74	434.29
	22444PA0010047	Rating Area 3	Tobacco User/Non-Tobacco User	28	409.43	450.49
	22444PA0010047	Rating Area 3	Tobacco User/Non-Tobacco User	29	421.49	463.67
	22444PA0010047	Rating Area 3	Tobacco User/Non-Tobacco User	30	427.51	470.45
	22444PA0010047	Rating Area 3	Tobacco User/Non-Tobacco User	31	436.55	480.25
	22444PA0010047	Rating Area 3	Tobacco User/Non-Tobacco User	32	445.59	490.04
	22444PA0010047	Rating Area 3	Tobacco User/Non-Tobacco User	33	451.24	496.44
	22444PA0010047	Rating Area 3	Tobacco User/Non-Tobacco User	34	457.27	502.85
	22444PA0010047	Rating Area 3	Tobacco User/Non-Tobacco User	35	460.28	506.24
	22444PA0010047	Rating Area 3	Tobacco User/Non-Tobacco User	36	463.30	509.63
	22444PA0010047	Rating Area 3	Tobacco User/Non-Tobacco User	37	466.31	513.02
	22444PA0010047	Rating Area 3	Tobacco User/Non-Tobacco User	38	469.32	516.41
	22444PA0010047	Rating Area 3	Tobacco User/Non-Tobacco User	39	475.35	522.81
	22444PA0010047	Rating Area 3	Tobacco User/Non-Tobacco User	40	481.38	529.59
	22444PA0010047	Rating Area 3	Tobacco User/Non-Tobacco User	41	490.42	539.38
	22444PA0010047	Rating Area 3	Tobacco User/Non-Tobacco User	42	499.08	549.18
	22444PA0010047	Rating Area 3	Tobacco User/Non-Tobacco User	43	511.13	562.36
	22444PA0010047	Rating Area 3	Tobacco User/Non-Tobacco User	44	526.20	578.93

22444PA0010047	Rating Area 3	Tobacco User/Non-Tobacco User	45	543.90	598.14
	Rating Area 3	Tobacco User/Non-Tobacco User	46	565.00	621.50
	Rating Area 3	Tobacco User/Non-Tobacco User	47	588.73	647.49
	Rating Area 3	Tobacco User/Non-Tobacco User	48	615.85	677.62
	Rating Area 3	Tobacco User/Non-Tobacco User	49	642.59	707.00
	Rating Area 3	Tobacco User/Non-Tobacco User	50	672.72	740.15
	Rating Area 3	Tobacco User/Non-Tobacco User	51	702.48	772.91
	Rating Area 3	Tobacco User/Non-Tobacco User	52	735.25	808.70
	Rating Area 3	Tobacco User/Non-Tobacco User	53	768.39	845.23
	Rating Area 3	Tobacco User/Non-Tobacco User	54	804.18	884.41
	Rating Area 3	Tobacco User/Non-Tobacco User	55	839.96	923.96
	Rating Area 3	Tobacco User/Non-Tobacco User	56	878.76	966.52
	Rating Area 3	Tobacco User/Non-Tobacco User	57	917.93	1009.84
	Rating Area 3	Tobacco User/Non-Tobacco User	58	959.74	1055.79
	Rating Area 3	Tobacco User/Non-Tobacco User	59	980.46	1078.39
	Rating Area 3	Tobacco User/Non-Tobacco User	60	1022.27	1124.34
	Rating Area 3	Tobacco User/Non-Tobacco User	61	1058.43	1164.27
	Rating Area 3	Tobacco User/Non-Tobacco User	62	1082.16	1190.26
	Rating Area 3	Tobacco User/Non-Tobacco User	63	1111.91	1223.03
	Rating Area 3	Tobacco User/Non-Tobacco User	64 and over	1129.99	1242.99
22444PA0010048	Rating Area 9	Tobacco User/Non-Tobacco User	0-14	339.44	339.44
22444PA0010048	Rating Area 9	Tobacco User/Non-Tobacco User	15	369.61	369.61
	Rating Area 9	Tobacco User/Non-Tobacco User	16	381.15	381.15
	Rating Area 9	Tobacco User/Non-Tobacco User	17	392.68	392.68
	Rating Area 9	Tobacco User/Non-Tobacco User	18	405.11	445.48
	Rating Area 9	Tobacco User/Non-Tobacco User	19	417.53	459.24
	Rating Area 9	Tobacco User/Non-Tobacco User	20	430.40	473.44
	Rating Area 9	Tobacco User/Non-Tobacco User	21	443.71	488.08
	Rating Area 9	Tobacco User/Non-Tobacco User	22	443.71	488.08
	Rating Area 9	Tobacco User/Non-Tobacco User	23	443.71	488.08
	Rating Area 9	Tobacco User/Non-Tobacco User	24	443.71	488.08
	Rating Area 9	Tobacco User/Non-Tobacco User	25	445.48	489.85
	Rating Area 9	Tobacco User/Non-Tobacco User	26	454.36	499.62
	Rating Area 9	Tobacco User/Non-Tobacco User	27	465.01	511.60
	Rating Area 9	Tobacco User/Non-Tobacco User	28	482.31	530.67
	Rating Area 9	Tobacco User/Non-Tobacco User	29	496.51	546.20
	Rating Area 9	Tobacco User/Non-Tobacco User	30	503.61	554.19
	Rating Area 9	Tobacco User/Non-Tobacco User	31	514.26	565.73
	Rating Area 9	Tobacco User/Non-Tobacco User	32	524.91	577.26
	Rating Area 9	Tobacco User/Non-Tobacco User	33	531.56	584.81
	Rating Area 9	Tobacco User/Non-Tobacco User	34	538.66	592.35
	Rating Area 9	Tobacco User/Non-Tobacco User	35	542.21	596.34
	Rating Area 9	Tobacco User/Non-Tobacco User	36	545.76	600.34
	Rating Area 9	Tobacco User/Non-Tobacco User	37	549.31	604.33
	Rating Area 9	Tobacco User/Non-Tobacco User	38	552.86	608.32
	Rating Area 9	Tobacco User/Non-Tobacco User	39	559.96	615.87
	Rating Area 9	Tobacco User/Non-Tobacco User	40	567.06	623.85
	Rating Area 9	Tobacco User/Non-Tobacco User	41	577.71	635.39
	Rating Area 9	Tobacco User/Non-Tobacco User	42	587.91	646.93
	Rating Area 9	Tobacco User/Non-Tobacco User	43	602.11	662.46
	Rating Area 9	Tobacco User/Non-Tobacco User	44	619.86	681.98
	Rating Area 9	Tobacco User/Non-Tobacco User	45	640.71	704.61
	Rating Area 9	Tobacco User/Non-Tobacco User	46	665.56	732.12
	Rating Area 9	Tobacco User/Non-Tobacco User	47	693.52	762.73
	Rating Area 9	Tobacco User/Non-Tobacco User	48	725.46	798.23
	Rating Area 9	Tobacco User/Non-Tobacco User	49	756.97	832.84
	Rating Area 9	Tobacco User/Non-Tobacco User	50	792.46	871.89
	Rating Area 9	Tobacco User/Non-Tobacco User	51	827.52	910.49
	Rating Area 9	Tobacco User/Non-Tobacco User	52	866.12	952.64
	Rating Area 9	Tobacco User/Non-Tobacco User	53	905.16	995.68
	Rating Area 9	Tobacco User/Non-Tobacco User	54	947.32	1041.83
	Rating Area 9	Tobacco User/Non-Tobacco User	55	989.47	1088.42
	Rating Area 9	Tobacco User/Non-Tobacco User	56	1035.17	1138.55
	Rating Area 9	Tobacco User/Non-Tobacco User	57	1081.32	1189.58

	22444PA0010048	Rating Area 9	Tobacco User/Non-Tobacco User	58	1130.57	1243.71
	22444PA0010048	Rating Area 9	Tobacco User/Non-Tobacco User	59	1154.97	1270.34
	22444PA0010048	Rating Area 9	Tobacco User/Non-Tobacco User	60	1204.22	1324.47
	22444PA0010048	Rating Area 9	Tobacco User/Non-Tobacco User	61	1246.82	1371.50
	22444PA0010048	Rating Area 9	Tobacco User/Non-Tobacco User	62	1274.77	1402.12
	22444PA0010048	Rating Area 9	Tobacco User/Non-Tobacco User	63	1309.83	1440.72
	22444PA0010048	Rating Area 9	Tobacco User/Non-Tobacco User	64 and over	1331.12	1464.24
	22444PA0010053	Rating Area 3	Tobacco User/Non-Tobacco User	0-14	210.35	210.35
	22444PA0010053	Rating Area 3	Tobacco User/Non-Tobacco User	15	229.04	229.04
	22444PA0010053	Rating Area 3	Tobacco User/Non-Tobacco User	16	236.19	236.19
	22444PA0010053	Rating Area 3	Tobacco User/Non-Tobacco User	17	243.34	243.34
	22444PA0010053	Rating Area 3	Tobacco User/Non-Tobacco User	18	251.04	276.06
	22444PA0010053	Rating Area 3	Tobacco User/Non-Tobacco User	19	258.74	284.59
	22444PA0010053	Rating Area 3	Tobacco User/Non-Tobacco User	20	266.72	293.39
	22444PA0010053	Rating Area 3	Tobacco User/Non-Tobacco User	21	274.97	302.47
	22444PA0010053	Rating Area 3	Tobacco User/Non-Tobacco User	22	274.97	302.47
	22444PA0010053	Rating Area 3	Tobacco User/Non-Tobacco User	23	274.97	302.47
	22444PA0010053	Rating Area 3	Tobacco User/Non-Tobacco User	24	274.97	302.47
	22444PA0010053	Rating Area 3	Tobacco User/Non-Tobacco User	25	276.06	303.56
	22444PA0010053	Rating Area 3	Tobacco User/Non-Tobacco User	26	281.56	309.61
	22444PA0010053	Rating Area 3	Tobacco User/Non-Tobacco User	27	288.16	317.03
	22444PA0010053	Rating Area 3	Tobacco User/Non-Tobacco User	28	298.89	328.86
	22444PA0010053	Rating Area 3	Tobacco User/Non-Tobacco User	29	307.68	338.48
	22444PA0010053	Rating Area 3	Tobacco User/Non-Tobacco User	30	312.08	343.43
	22444PA0010053	Rating Area 3	Tobacco User/Non-Tobacco User	31	318.68	350.58
	22444PA0010053	Rating Area 3	Tobacco User/Non-Tobacco User	32	325.28	357.73
	22444PA0010053	Rating Area 3	Tobacco User/Non-Tobacco User	33	329.41	362.40
	22444PA0010053	Rating Area 3	Tobacco User/Non-Tobacco User	34	333.81	367.08
	22444PA0010053	Rating Area 3	Tobacco User/Non-Tobacco User	35	336.01	369.55
	22444PA0010053	Rating Area 3	Tobacco User/Non-Tobacco User	36	338.21	372.03
	22444PA0010053	Rating Area 3	Tobacco User/Non-Tobacco User	37	340.41	374.50
	22444PA0010053	Rating Area 3	Tobacco User/Non-Tobacco User	38	342.61	376.98
	22444PA0010053	Rating Area 3	Tobacco User/Non-Tobacco User	39	347.00	381.65
	22444PA0010053	Rating Area 3	Tobacco User/Non-Tobacco User	40	351.40	386.60
	22444PA0010053	Rating Area 3	Tobacco User/Non-Tobacco User	41	358.00	393.75
	22444PA0010053	Rating Area 3	Tobacco User/Non-Tobacco User	42	364.33	400.90
	22444PA0010053	Rating Area 3	Tobacco User/Non-Tobacco User	43	373.13	410.52
	22444PA0010053	Rating Area 3	Tobacco User/Non-Tobacco User	44	384.12	422.62
	22444PA0010053	Rating Area 3	Tobacco User/Non-Tobacco User	45	397.05	436.64
	22444PA0010053	Rating Area 3	Tobacco User/Non-Tobacco User	46	412.45	453.69
	22444PA0010053	Rating Area 3	Tobacco User/Non-Tobacco User	47	429.77	472.66
	22444PA0010053	Rating Area 3	Tobacco User/Non-Tobacco User	48	449.57	494.66
	22444PA0010053	Rating Area 3	Tobacco User/Non-Tobacco User	49	469.09	516.11
	22444PA0010053	Rating Area 3	Tobacco User/Non-Tobacco User	50	491.09	540.30
	22444PA0010053	Rating Area 3	Tobacco User/Non-Tobacco User	51	512.81	564.23
	22444PA0010053	Rating Area 3	Tobacco User/Non-Tobacco User	52	536.73	590.35
	22444PA0010053	Rating Area 3	Tobacco User/Non-Tobacco User	53	560.93	617.02
	22444PA0010053	Rating Area 3	Tobacco User/Non-Tobacco User	54	587.05	645.62
	22444PA0010053	Rating Area 3	Tobacco User/Non-Tobacco User	55	613.17	674.49
	22444PA0010053	Rating Area 3	Tobacco User/Non-Tobacco User	56	641.49	705.56
	22444PA0010053	Rating Area 3	Tobacco User/Non-Tobacco User	57	670.09	737.18
	22444PA0010053	Rating Area 3	Tobacco User/Non-Tobacco User	58	700.61	770.72
	22444PA0010053	Rating Area 3	Tobacco User/Non-Tobacco User	59	715.73	787.22
	22444PA0010053	Rating Area 3	Tobacco User/Non-Tobacco User	60	746.25	820.77
	22444PA0010053	Rating Area 3	Tobacco User/Non-Tobacco User	61	772.65	849.91
	22444PA0010053	Rating Area 3	Tobacco User/Non-Tobacco User	62	789.97	868.89
	22444PA0010053	Rating Area 3	Tobacco User/Non-Tobacco User	63	811.69	892.81
	22444PA0010053	Rating Area 3	Tobacco User/Non-Tobacco User	64 and over	824.89	907.38
	22444PA0010054	Rating Area 9	Tobacco User/Non-Tobacco User	0-14	247.79	247.79
	22444PA0010054	Rating Area 9	Tobacco User/Non-Tobacco User	15	269.81	269.81
	22444PA0010054	Rating Area 9	Tobacco User/Non-Tobacco User	16	278.24	278.24
	22444PA0010054	Rating Area 9	Tobacco User/Non-Tobacco User	17	286.66	286.66
	22444PA0010054	Rating Area 9	Tobacco User/Non-Tobacco User	18	295.73	325.20
	22444PA0010054	Rating Area 9	Tobacco User/Non-Tobacco User	19	304.80	335.24

	22444PA0010054	Rating Area 9	Tobacco User/Non-Tobacco User	20	314.19	345.61
	22444PA0010054	Rating Area 9	Tobacco User/Non-Tobacco User	21	323.91	356.30
	22444PA0010054	Rating Area 9	Tobacco User/Non-Tobacco User	22	323.91	356.30
	22444PA0010054	Rating Area 9	Tobacco User/Non-Tobacco User	23	323.91	356.30
	22444PA0010054	Rating Area 9	Tobacco User/Non-Tobacco User	24	323.91	356.30
	22444PA0010054	Rating Area 9	Tobacco User/Non-Tobacco User	25	325.20	357.59
	22444PA0010054	Rating Area 9	Tobacco User/Non-Tobacco User	26	331.68	364.72
	22444PA0010054	Rating Area 9	Tobacco User/Non-Tobacco User	27	339.45	373.46
	22444PA0010054	Rating Area 9	Tobacco User/Non-Tobacco User	28	352.09	387.39
	22444PA0010054	Rating Area 9	Tobacco User/Non-Tobacco User	29	362.45	398.73
	22444PA0010054	Rating Area 9	Tobacco User/Non-Tobacco User	30	367.63	404.56
	22444PA0010054	Rating Area 9	Tobacco User/Non-Tobacco User	31	375.41	412.98
	22444PA0010054	Rating Area 9	Tobacco User/Non-Tobacco User	32	383.18	421.40
	22444PA0010054	Rating Area 9	Tobacco User/Non-Tobacco User	33	388.04	426.91
	22444PA0010054	Rating Area 9	Tobacco User/Non-Tobacco User	34	393.22	432.41
	22444PA0010054	Rating Area 9	Tobacco User/Non-Tobacco User	35	395.81	435.33
	22444PA0010054	Rating Area 9	Tobacco User/Non-Tobacco User	36	398.40	438.24
	22444PA0010054	Rating Area 9	Tobacco User/Non-Tobacco User	37	401.00	441.16
	22444PA0010054	Rating Area 9	Tobacco User/Non-Tobacco User	38	403.59	444.07
	22444PA0010054	Rating Area 9	Tobacco User/Non-Tobacco User	39	408.77	449.58
	22444PA0010054	Rating Area 9	Tobacco User/Non-Tobacco User	40	413.95	455.41
	22444PA0010054	Rating Area 9	Tobacco User/Non-Tobacco User	41	421.73	463.83
	22444PA0010054	Rating Area 9	Tobacco User/Non-Tobacco User	42	429.18	472.25
	22444PA0010054	Rating Area 9	Tobacco User/Non-Tobacco User	43	439.54	483.59
	22444PA0010054	Rating Area 9	Tobacco User/Non-Tobacco User	44	452.50	497.84
	22444PA0010054	Rating Area 9	Tobacco User/Non-Tobacco User	45	467.72	514.36
	22444PA0010054	Rating Area 9	Tobacco User/Non-Tobacco User	46	485.86	534.44
	22444PA0010054	Rating Area 9	Tobacco User/Non-Tobacco User	47	506.26	556.79
	22444PA0010054	Rating Area 9	Tobacco User/Non-Tobacco User	48	529.59	582.71
	22444PA0010054	Rating Area 9	Tobacco User/Non-Tobacco User	49	552.58	607.97
	22444PA0010054	Rating Area 9	Tobacco User/Non-Tobacco User	50	578.50	636.47
	22444PA0010054	Rating Area 9	Tobacco User/Non-Tobacco User	51	604.08	664.65
	22444PA0010054	Rating Area 9	Tobacco User/Non-Tobacco User	52	632.26	695.43
	22444PA0010054	Rating Area 9	Tobacco User/Non-Tobacco User	53	660.77	726.84
	22444PA0010054	Rating Area 9	Tobacco User/Non-Tobacco User	54	691.54	760.53
	22444PA0010054	Rating Area 9	Tobacco User/Non-Tobacco User	55	722.31	794.54
	22444PA0010054	Rating Area 9	Tobacco User/Non-Tobacco User	56	755.67	831.14
	22444PA0010054	Rating Area 9	Tobacco User/Non-Tobacco User	57	789.36	868.39
	22444PA0010054	Rating Area 9	Tobacco User/Non-Tobacco User	58	825.31	907.91
	22444PA0010054	Rating Area 9	Tobacco User/Non-Tobacco User	59	843.13	927.34
	22444PA0010054	Rating Area 9	Tobacco User/Non-Tobacco User	60	879.08	966.86
	22444PA0010054	Rating Area 9	Tobacco User/Non-Tobacco User	61	910.18	1001.19
	22444PA0010054	Rating Area 9	Tobacco User/Non-Tobacco User	62	930.58	1023.54
	22444PA0010054	Rating Area 9	Tobacco User/Non-Tobacco User	63	956.17	1051.72
	22444PA0010054	Rating Area 9	Tobacco User/Non-Tobacco User	64 and over	971.72	1068.89
	22444PA0010055	Rating Area 6	Tobacco User/Non-Tobacco User	0-14	274.34	274.34
	22444PA0010055	Rating Area 6	Tobacco User/Non-Tobacco User	15	298.72	298.72
	22444PA0010055	Rating Area 6	Tobacco User/Non-Tobacco User	16	308.05	308.05
	22444PA0010055	Rating Area 6	Tobacco User/Non-Tobacco User	17	317.37	317.37
	22444PA0010055	Rating Area 6	Tobacco User/Non-Tobacco User	18	327.41	360.04
	22444PA0010055	Rating Area 6	Tobacco User/Non-Tobacco User	19	337.45	371.16
	22444PA0010055	Rating Area 6	Tobacco User/Non-Tobacco User	20	347.85	382.64
	22444PA0010055	Rating Area 6	Tobacco User/Non-Tobacco User	21	358.61	394.48
	22444PA0010055	Rating Area 6	Tobacco User/Non-Tobacco User	22	358.61	394.48
	22444PA0010055	Rating Area 6	Tobacco User/Non-Tobacco User	23	358.61	394.48
	22444PA0010055	Rating Area 6	Tobacco User/Non-Tobacco User	24	358.61	394.48
	22444PA0010055	Rating Area 6	Tobacco User/Non-Tobacco User	25	360.04	395.91
	22444PA0010055	Rating Area 6	Tobacco User/Non-Tobacco User	26	367.22	403.79
	22444PA0010055	Rating Area 6	Tobacco User/Non-Tobacco User	27	375.82	413.48
	22444PA0010055	Rating Area 6	Tobacco User/Non-Tobacco User	28	389.81	428.90
	22444PA0010055	Rating Area 6	Tobacco User/Non-Tobacco User	29	401.28	441.45
	22444PA0010055	Rating Area 6	Tobacco User/Non-Tobacco User	30	407.02	447.90
	22444PA0010055	Rating Area 6	Tobacco User/Non-Tobacco User	31	415.63	457.23
	22444PA0010055	Rating Area 6	Tobacco User/Non-Tobacco User	32	424.24	466.55

	22444PA0010055	Rating Area 6	Tobacco User/Non-Tobacco User	33	429.61	472.65
	22444PA0010055	Rating Area 6	Tobacco User/Non-Tobacco User	34	435.35	478.74
	22444PA0010055	Rating Area 6	Tobacco User/Non-Tobacco User	35	438.22	481.97
	22444PA0010055	Rating Area 6	Tobacco User/Non-Tobacco User	36	441.09	485.20
	22444PA0010055	Rating Area 6	Tobacco User/Non-Tobacco User	37	443.96	488.43
	22444PA0010055	Rating Area 6	Tobacco User/Non-Tobacco User	38	446.83	491.65
	22444PA0010055	Rating Area 6	Tobacco User/Non-Tobacco User	39	452.57	497.75
	22444PA0010055	Rating Area 6	Tobacco User/Non-Tobacco User	40	458.30	504.21
	22444PA0010055	Rating Area 6	Tobacco User/Non-Tobacco User	41	466.91	513.53
	22444PA0010055	Rating Area 6	Tobacco User/Non-Tobacco User	42	475.16	522.85
	22444PA0010055	Rating Area 6	Tobacco User/Non-Tobacco User	43	486.63	535.40
	22444PA0010055	Rating Area 6	Tobacco User/Non-Tobacco User	44	500.98	551.18
	22444PA0010055	Rating Area 6	Tobacco User/Non-Tobacco User	45	517.83	569.47
	22444PA0010055	Rating Area 6	Tobacco User/Non-Tobacco User	46	537.91	591.71
	22444PA0010055	Rating Area 6	Tobacco User/Non-Tobacco User	47	560.51	616.45
	22444PA0010055	Rating Area 6	Tobacco User/Non-Tobacco User	48	586.33	645.14
	22444PA0010055	Rating Area 6	Tobacco User/Non-Tobacco User	49	611.79	673.11
	22444PA0010055	Rating Area 6	Tobacco User/Non-Tobacco User	50	640.48	704.67
	22444PA0010055	Rating Area 6	Tobacco User/Non-Tobacco User	51	668.81	735.87
	22444PA0010055	Rating Area 6	Tobacco User/Non-Tobacco User	52	700.01	769.94
	22444PA0010055	Rating Area 6	Tobacco User/Non-Tobacco User	53	731.56	804.72
	22444PA0010055	Rating Area 6	Tobacco User/Non-Tobacco User	54	765.63	842.02
	22444PA0010055	Rating Area 6	Tobacco User/Non-Tobacco User	55	799.70	879.67
	22444PA0010055	Rating Area 6	Tobacco User/Non-Tobacco User	56	836.64	920.19
	22444PA0010055	Rating Area 6	Tobacco User/Non-Tobacco User	57	873.93	961.43
	22444PA0010055	Rating Area 6	Tobacco User/Non-Tobacco User	58	913.74	1005.18
	22444PA0010055	Rating Area 6	Tobacco User/Non-Tobacco User	59	933.46	1026.70
	22444PA0010055	Rating Area 6	Tobacco User/Non-Tobacco User	60	973.27	1070.45
	22444PA0010055	Rating Area 6	Tobacco User/Non-Tobacco User	61	1007.69	1108.46
	22444PA0010055	Rating Area 6	Tobacco User/Non-Tobacco User	62	1030.29	1133.21
	22444PA0010055	Rating Area 6	Tobacco User/Non-Tobacco User	63	1058.62	1164.41
	22444PA0010055	Rating Area 6	Tobacco User/Non-Tobacco User	64 and over	1075.83	1183.41
	22444PA0010056	Rating Area 7	Tobacco User/Non-Tobacco User	0-14	278.87	278.87
	22444PA0010056	Rating Area 7	Tobacco User/Non-Tobacco User	15	303.66	303.66
	22444PA0010056	Rating Area 7	Tobacco User/Non-Tobacco User	16	313.14	313.14
	22444PA0010056	Rating Area 7	Tobacco User/Non-Tobacco User	17	322.62	322.62
	22444PA0010056	Rating Area 7	Tobacco User/Non-Tobacco User	18	332.83	366.00
	22444PA0010056	Rating Area 7	Tobacco User/Non-Tobacco User	19	343.03	377.30
	22444PA0010056	Rating Area 7	Tobacco User/Non-Tobacco User	20	353.61	388.97
	22444PA0010056	Rating Area 7	Tobacco User/Non-Tobacco User	21	364.55	401.00
	22444PA0010056	Rating Area 7	Tobacco User/Non-Tobacco User	22	364.55	401.00
	22444PA0010056	Rating Area 7	Tobacco User/Non-Tobacco User	23	364.55	401.00
	22444PA0010056	Rating Area 7	Tobacco User/Non-Tobacco User	24	364.55	401.00
	22444PA0010056	Rating Area 7	Tobacco User/Non-Tobacco User	25	366.00	402.45
	22444PA0010056	Rating Area 7	Tobacco User/Non-Tobacco User	26	373.29	410.47
	22444PA0010056	Rating Area 7	Tobacco User/Non-Tobacco User	27	382.04	420.32
	22444PA0010056	Rating Area 7	Tobacco User/Non-Tobacco User	28	396.26	435.99
	22444PA0010056	Rating Area 7	Tobacco User/Non-Tobacco User	29	407.92	448.75
	22444PA0010056	Rating Area 7	Tobacco User/Non-Tobacco User	30	413.76	455.31
	22444PA0010056	Rating Area 7	Tobacco User/Non-Tobacco User	31	422.50	464.79
	22444PA0010056	Rating Area 7	Tobacco User/Non-Tobacco User	32	431.25	474.27
	22444PA0010056	Rating Area 7	Tobacco User/Non-Tobacco User	33	436.72	480.47
	22444PA0010056	Rating Area 7	Tobacco User/Non-Tobacco User	34	442.55	486.66
	22444PA0010056	Rating Area 7	Tobacco User/Non-Tobacco User	35	445.47	489.94
	22444PA0010056	Rating Area 7	Tobacco User/Non-Tobacco User	36	448.39	493.23
	22444PA0010056	Rating Area 7	Tobacco User/Non-Tobacco User	37	451.30	496.51
	22444PA0010056	Rating Area 7	Tobacco User/Non-Tobacco User	38	454.22	499.79
	22444PA0010056	Rating Area 7	Tobacco User/Non-Tobacco User	39	460.05	505.98
	22444PA0010056	Rating Area 7	Tobacco User/Non-Tobacco User	40	465.89	512.55
	22444PA0010056	Rating Area 7	Tobacco User/Non-Tobacco User	41	474.63	522.02
	22444PA0010056	Rating Area 7	Tobacco User/Non-Tobacco User	42	483.02	531.50
	22444PA0010056	Rating Area 7	Tobacco User/Non-Tobacco User	43	494.68	544.26
	22444PA0010056	Rating Area 7	Tobacco User/Non-Tobacco User	44	509.27	560.30
	22444PA0010056	Rating Area 7	Tobacco User/Non-Tobacco User	45	526.40	578.89

	22444PA0010056	Rating Area 7	Tobacco User/Non-Tobacco User	46	546.81	601.49
	22444PA0010056	Rating Area 7	Tobacco User/Non-Tobacco User	47	569.78	626.65
	22444PA0010056	Rating Area 7	Tobacco User/Non-Tobacco User	48	596.03	655.81
	22444PA0010056	Rating Area 7	Tobacco User/Non-Tobacco User	49	621.91	684.25
	22444PA0010056	Rating Area 7	Tobacco User/Non-Tobacco User	50	651.07	716.33
	22444PA0010056	Rating Area 7	Tobacco User/Non-Tobacco User	51	679.87	748.04
	22444PA0010056	Rating Area 7	Tobacco User/Non-Tobacco User	52	711.59	782.67
	22444PA0010056	Rating Area 7	Tobacco User/Non-Tobacco User	53	743.67	818.03
	22444PA0010056	Rating Area 7	Tobacco User/Non-Tobacco User	54	778.30	855.95
	22444PA0010056	Rating Area 7	Tobacco User/Non-Tobacco User	55	812.93	894.22
	22444PA0010056	Rating Area 7	Tobacco User/Non-Tobacco User	56	850.48	935.42
	22444PA0010056	Rating Area 7	Tobacco User/Non-Tobacco User	57	888.39	977.34
	22444PA0010056	Rating Area 7	Tobacco User/Non-Tobacco User	58	928.85	1021.81
	22444PA0010056	Rating Area 7	Tobacco User/Non-Tobacco User	59	948.90	1043.68
	22444PA0010056	Rating Area 7	Tobacco User/Non-Tobacco User	60	989.37	1088.16
	22444PA0010056	Rating Area 7	Tobacco User/Non-Tobacco User	61	1024.36	1126.80
	22444PA0010056	Rating Area 7	Tobacco User/Non-Tobacco User	62	1047.33	1151.95
	22444PA0010056	Rating Area 7	Tobacco User/Non-Tobacco User	63	1076.13	1183.67
	22444PA0010056	Rating Area 7	Tobacco User/Non-Tobacco User	64 and over	1093.63	1202.99
	22444PA0010063	Rating Area 3	Tobacco User/Non-Tobacco User	0-14	251.58	251.58
	22444PA0010063	Rating Area 3	Tobacco User/Non-Tobacco User	15	273.94	273.94
	22444PA0010063	Rating Area 3	Tobacco User/Non-Tobacco User	16	282.49	282.49
	22444PA0010063	Rating Area 3	Tobacco User/Non-Tobacco User	17	291.04	291.04
	22444PA0010063	Rating Area 3	Tobacco User/Non-Tobacco User	18	300.25	330.18
	22444PA0010063	Rating Area 3	Tobacco User/Non-Tobacco User	19	309.46	340.37
	22444PA0010063	Rating Area 3	Tobacco User/Non-Tobacco User	20	318.99	350.89
	22444PA0010063	Rating Area 3	Tobacco User/Non-Tobacco User	21	328.87	361.75
	22444PA0010063	Rating Area 3	Tobacco User/Non-Tobacco User	22	328.87	361.75
	22444PA0010063	Rating Area 3	Tobacco User/Non-Tobacco User	23	328.87	361.75
	22444PA0010063	Rating Area 3	Tobacco User/Non-Tobacco User	24	328.87	361.75
	22444PA0010063	Rating Area 3	Tobacco User/Non-Tobacco User	25	330.18	363.06
	22444PA0010063	Rating Area 3	Tobacco User/Non-Tobacco User	26	336.75	370.30
	22444PA0010063	Rating Area 3	Tobacco User/Non-Tobacco User	27	344.65	379.18
	22444PA0010063	Rating Area 3	Tobacco User/Non-Tobacco User	28	357.47	393.32
	22444PA0010063	Rating Area 3	Tobacco User/Non-Tobacco User	29	368.00	404.83
	22444PA0010063	Rating Area 3	Tobacco User/Non-Tobacco User	30	373.26	410.75
	22444PA0010063	Rating Area 3	Tobacco User/Non-Tobacco User	31	381.15	419.30
	22444PA0010063	Rating Area 3	Tobacco User/Non-Tobacco User	32	389.04	427.85
	22444PA0010063	Rating Area 3	Tobacco User/Non-Tobacco User	33	393.98	433.44
	22444PA0010063	Rating Area 3	Tobacco User/Non-Tobacco User	34	399.24	439.03
	22444PA0010063	Rating Area 3	Tobacco User/Non-Tobacco User	35	401.87	441.99
	22444PA0010063	Rating Area 3	Tobacco User/Non-Tobacco User	36	404.50	444.95
	22444PA0010063	Rating Area 3	Tobacco User/Non-Tobacco User	37	407.13	447.91
	22444PA0010063	Rating Area 3	Tobacco User/Non-Tobacco User	38	409.76	450.87
	22444PA0010063	Rating Area 3	Tobacco User/Non-Tobacco User	39	415.02	456.46
	22444PA0010063	Rating Area 3	Tobacco User/Non-Tobacco User	40	420.28	462.38
	22444PA0010063	Rating Area 3	Tobacco User/Non-Tobacco User	41	428.18	470.93
	22444PA0010063	Rating Area 3	Tobacco User/Non-Tobacco User	42	435.74	479.48
	22444PA0010063	Rating Area 3	Tobacco User/Non-Tobacco User	43	446.26	490.99
	22444PA0010063	Rating Area 3	Tobacco User/Non-Tobacco User	44	459.42	505.46
	22444PA0010063	Rating Area 3	Tobacco User/Non-Tobacco User	45	474.87	522.23
	22444PA0010063	Rating Area 3	Tobacco User/Non-Tobacco User	46	493.29	542.62
	22444PA0010063	Rating Area 3	Tobacco User/Non-Tobacco User	47	514.01	565.31
	22444PA0010063	Rating Area 3	Tobacco User/Non-Tobacco User	48	537.69	591.62
	22444PA0010063	Rating Area 3	Tobacco User/Non-Tobacco User	49	561.04	617.27
	22444PA0010063	Rating Area 3	Tobacco User/Non-Tobacco User	50	587.35	646.21
	22444PA0010063	Rating Area 3	Tobacco User/Non-Tobacco User	51	613.33	674.82
	22444PA0010063	Rating Area 3	Tobacco User/Non-Tobacco User	52	641.94	706.06
	22444PA0010063	Rating Area 3	Tobacco User/Non-Tobacco User	53	670.88	737.96
	22444PA0010063	Rating Area 3	Tobacco User/Non-Tobacco User	54	702.12	772.16
	22444PA0010063	Rating Area 3	Tobacco User/Non-Tobacco User	55	733.36	806.70
	22444PA0010063	Rating Area 3	Tobacco User/Non-Tobacco User	56	767.23	843.86
	22444PA0010063	Rating Area 3	Tobacco User/Non-Tobacco User	57	801.43	881.68
	22444PA0010063	Rating Area 3	Tobacco User/Non-Tobacco User	58	837.94	921.80

	22444PA0010063	Rating Area 3	Tobacco User/Non-Tobacco User	59	856.02	941.53
	22444PA0010063	Rating Area 3	Tobacco User/Non-Tobacco User	60	892.53	981.65
	22444PA0010063	Rating Area 3	Tobacco User/Non-Tobacco User	61	924.10	1016.51
	22444PA0010063	Rating Area 3	Tobacco User/Non-Tobacco User	62	944.82	1039.20
	22444PA0010063	Rating Area 3	Tobacco User/Non-Tobacco User	63	970.80	1067.81
	22444PA0010063	Rating Area 3	Tobacco User/Non-Tobacco User	64 and over	986.58	1085.24
	22444PA0010064	Rating Area 9	Tobacco User/Non-Tobacco User	0-14	296.36	296.36
	22444PA0010064	Rating Area 9	Tobacco User/Non-Tobacco User	15	322.70	322.70
	22444PA0010064	Rating Area 9	Tobacco User/Non-Tobacco User	16	332.77	332.77
	22444PA0010064	Rating Area 9	Tobacco User/Non-Tobacco User	17	342.85	342.85
	22444PA0010064	Rating Area 9	Tobacco User/Non-Tobacco User	18	353.69	388.95
	22444PA0010064	Rating Area 9	Tobacco User/Non-Tobacco User	19	364.54	400.95
	22444PA0010064	Rating Area 9	Tobacco User/Non-Tobacco User	20	375.77	413.35
	22444PA0010064	Rating Area 9	Tobacco User/Non-Tobacco User	21	387.40	426.14
	22444PA0010064	Rating Area 9	Tobacco User/Non-Tobacco User	22	387.40	426.14
	22444PA0010064	Rating Area 9	Tobacco User/Non-Tobacco User	23	387.40	426.14
	22444PA0010064	Rating Area 9	Tobacco User/Non-Tobacco User	24	387.40	426.14
	22444PA0010064	Rating Area 9	Tobacco User/Non-Tobacco User	25	388.95	427.68
	22444PA0010064	Rating Area 9	Tobacco User/Non-Tobacco User	26	396.69	436.21
	22444PA0010064	Rating Area 9	Tobacco User/Non-Tobacco User	27	405.99	446.67
	22444PA0010064	Rating Area 9	Tobacco User/Non-Tobacco User	28	421.10	463.33
	22444PA0010064	Rating Area 9	Tobacco User/Non-Tobacco User	29	433.50	476.88
	22444PA0010064	Rating Area 9	Tobacco User/Non-Tobacco User	30	439.69	483.86
	22444PA0010064	Rating Area 9	Tobacco User/Non-Tobacco User	31	448.99	493.93
	22444PA0010064	Rating Area 9	Tobacco User/Non-Tobacco User	32	458.29	504.00
	22444PA0010064	Rating Area 9	Tobacco User/Non-Tobacco User	33	464.10	510.59
	22444PA0010064	Rating Area 9	Tobacco User/Non-Tobacco User	34	470.30	517.17
	22444PA0010064	Rating Area 9	Tobacco User/Non-Tobacco User	35	473.40	520.66
	22444PA0010064	Rating Area 9	Tobacco User/Non-Tobacco User	36	476.50	524.15
	22444PA0010064	Rating Area 9	Tobacco User/Non-Tobacco User	37	479.60	527.63
	22444PA0010064	Rating Area 9	Tobacco User/Non-Tobacco User	38	482.70	531.12
	22444PA0010064	Rating Area 9	Tobacco User/Non-Tobacco User	39	488.89	537.71
	22444PA0010064	Rating Area 9	Tobacco User/Non-Tobacco User	40	495.09	544.68
	22444PA0010064	Rating Area 9	Tobacco User/Non-Tobacco User	41	504.39	554.75
	22444PA0010064	Rating Area 9	Tobacco User/Non-Tobacco User	42	513.30	564.82
	22444PA0010064	Rating Area 9	Tobacco User/Non-Tobacco User	43	525.70	578.38
	22444PA0010064	Rating Area 9	Tobacco User/Non-Tobacco User	44	541.19	595.43
	22444PA0010064	Rating Area 9	Tobacco User/Non-Tobacco User	45	559.40	615.18
	22444PA0010064	Rating Area 9	Tobacco User/Non-Tobacco User	46	581.09	639.20
	22444PA0010064	Rating Area 9	Tobacco User/Non-Tobacco User	47	605.50	665.93
	22444PA0010064	Rating Area 9	Tobacco User/Non-Tobacco User	48	633.39	696.92
	22444PA0010064	Rating Area 9	Tobacco User/Non-Tobacco User	49	660.90	727.14
	22444PA0010064	Rating Area 9	Tobacco User/Non-Tobacco User	50	691.89	761.23
	22444PA0010064	Rating Area 9	Tobacco User/Non-Tobacco User	51	722.49	794.94
	22444PA0010064	Rating Area 9	Tobacco User/Non-Tobacco User	52	756.20	831.74
	22444PA0010064	Rating Area 9	Tobacco User/Non-Tobacco User	53	790.29	869.32
	22444PA0010064	Rating Area 9	Tobacco User/Non-Tobacco User	54	827.09	909.61
	22444PA0010064	Rating Area 9	Tobacco User/Non-Tobacco User	55	863.89	950.28
	22444PA0010064	Rating Area 9	Tobacco User/Non-Tobacco User	56	903.79	994.06
	22444PA0010064	Rating Area 9	Tobacco User/Non-Tobacco User	57	944.08	1038.61
	22444PA0010064	Rating Area 9	Tobacco User/Non-Tobacco User	58	987.08	1085.87
	22444PA0010064	Rating Area 9	Tobacco User/Non-Tobacco User	59	1008.39	1109.11
	22444PA0010064	Rating Area 9	Tobacco User/Non-Tobacco User	60	1051.39	1156.38
	22444PA0010064	Rating Area 9	Tobacco User/Non-Tobacco User	61	1088.58	1197.44
	22444PA0010064	Rating Area 9	Tobacco User/Non-Tobacco User	62	1112.99	1224.17
	22444PA0010064	Rating Area 9	Tobacco User/Non-Tobacco User	63	1143.59	1257.87
	22444PA0010064	Rating Area 9	Tobacco User/Non-Tobacco User	64 and over	1162.19	1278.41
	22444PA0010065	Rating Area 6	Tobacco User/Non-Tobacco User	0-14	328.11	328.11
	22444PA0010065	Rating Area 6	Tobacco User/Non-Tobacco User	15	357.28	357.28
	22444PA0010065	Rating Area 6	Tobacco User/Non-Tobacco User	16	368.43	368.43
	22444PA0010065	Rating Area 6	Tobacco User/Non-Tobacco User	17	379.58	379.58
	22444PA0010065	Rating Area 6	Tobacco User/Non-Tobacco User	18	391.59	430.62
	22444PA0010065	Rating Area 6	Tobacco User/Non-Tobacco User	19	403.60	443.91
	22444PA0010065	Rating Area 6	Tobacco User/Non-Tobacco User	20	416.04	457.64

	22444PA0010065	Rating Area 6	Tobacco User/Non-Tobacco User	21	428.91	471.80
	22444PA0010065	Rating Area 6	Tobacco User/Non-Tobacco User	22	428.91	471.80
	22444PA0010065	Rating Area 6	Tobacco User/Non-Tobacco User	23	428.91	471.80
	22444PA0010065	Rating Area 6	Tobacco User/Non-Tobacco User	24	428.91	471.80
	22444PA0010065	Rating Area 6	Tobacco User/Non-Tobacco User	25	430.62	473.51
	22444PA0010065	Rating Area 6	Tobacco User/Non-Tobacco User	26	439.20	482.94
	22444PA0010065	Rating Area 6	Tobacco User/Non-Tobacco User	27	449.49	494.52
	22444PA0010065	Rating Area 6	Tobacco User/Non-Tobacco User	28	466.22	512.97
	22444PA0010065	Rating Area 6	Tobacco User/Non-Tobacco User	29	479.94	527.98
	22444PA0010065	Rating Area 6	Tobacco User/Non-Tobacco User	30	486.80	535.70
	22444PA0010065	Rating Area 6	Tobacco User/Non-Tobacco User	31	497.10	546.85
	22444PA0010065	Rating Area 6	Tobacco User/Non-Tobacco User	32	507.39	558.00
	22444PA0010065	Rating Area 6	Tobacco User/Non-Tobacco User	33	513.83	565.29
	22444PA0010065	Rating Area 6	Tobacco User/Non-Tobacco User	34	520.69	572.58
	22444PA0010065	Rating Area 6	Tobacco User/Non-Tobacco User	35	524.12	576.44
	22444PA0010065	Rating Area 6	Tobacco User/Non-Tobacco User	36	527.55	580.30
	22444PA0010065	Rating Area 6	Tobacco User/Non-Tobacco User	37	530.98	584.17
	22444PA0010065	Rating Area 6	Tobacco User/Non-Tobacco User	38	534.41	588.03
	22444PA0010065	Rating Area 6	Tobacco User/Non-Tobacco User	39	541.27	595.32
	22444PA0010065	Rating Area 6	Tobacco User/Non-Tobacco User	40	548.14	603.04
	22444PA0010065	Rating Area 6	Tobacco User/Non-Tobacco User	41	558.43	614.19
	22444PA0010065	Rating Area 6	Tobacco User/Non-Tobacco User	42	568.30	625.34
	22444PA0010065	Rating Area 6	Tobacco User/Non-Tobacco User	43	582.02	640.35
	22444PA0010065	Rating Area 6	Tobacco User/Non-Tobacco User	44	599.18	659.22
	22444PA0010065	Rating Area 6	Tobacco User/Non-Tobacco User	45	619.34	681.10
	22444PA0010065	Rating Area 6	Tobacco User/Non-Tobacco User	46	643.35	707.69
	22444PA0010065	Rating Area 6	Tobacco User/Non-Tobacco User	47	670.37	737.28
	22444PA0010065	Rating Area 6	Tobacco User/Non-Tobacco User	48	701.26	771.60
	22444PA0010065	Rating Area 6	Tobacco User/Non-Tobacco User	49	731.71	805.05
	22444PA0010065	Rating Area 6	Tobacco User/Non-Tobacco User	50	766.02	842.79
	22444PA0010065	Rating Area 6	Tobacco User/Non-Tobacco User	51	799.90	880.11
	22444PA0010065	Rating Area 6	Tobacco User/Non-Tobacco User	52	837.22	920.85
	22444PA0010065	Rating Area 6	Tobacco User/Non-Tobacco User	53	874.96	962.46
	22444PA0010065	Rating Area 6	Tobacco User/Non-Tobacco User	54	915.71	1007.06
	22444PA0010065	Rating Area 6	Tobacco User/Non-Tobacco User	55	956.45	1052.10
	22444PA0010065	Rating Area 6	Tobacco User/Non-Tobacco User	56	1000.63	1100.56
	22444PA0010065	Rating Area 6	Tobacco User/Non-Tobacco User	57	1045.24	1149.89
	22444PA0010065	Rating Area 6	Tobacco User/Non-Tobacco User	58	1092.84	1202.21
	22444PA0010065	Rating Area 6	Tobacco User/Non-Tobacco User	59	1116.43	1227.95
	22444PA0010065	Rating Area 6	Tobacco User/Non-Tobacco User	60	1164.04	1280.27
	22444PA0010065	Rating Area 6	Tobacco User/Non-Tobacco User	61	1205.22	1325.74
	22444PA0010065	Rating Area 6	Tobacco User/Non-Tobacco User	62	1232.24	1355.33
	22444PA0010065	Rating Area 6	Tobacco User/Non-Tobacco User	63	1266.12	1392.65
	22444PA0010065	Rating Area 6	Tobacco User/Non-Tobacco User	64 and over	1286.71	1415.38
	22444PA0010066	Rating Area 7	Tobacco User/Non-Tobacco User	0-14	333.54	333.54
	22444PA0010066	Rating Area 7	Tobacco User/Non-Tobacco User	15	363.19	363.19
	22444PA0010066	Rating Area 7	Tobacco User/Non-Tobacco User	16	374.52	374.52
	22444PA0010066	Rating Area 7	Tobacco User/Non-Tobacco User	17	385.86	385.86
	22444PA0010066	Rating Area 7	Tobacco User/Non-Tobacco User	18	398.07	437.74
	22444PA0010066	Rating Area 7	Tobacco User/Non-Tobacco User	19	410.27	451.26
	22444PA0010066	Rating Area 7	Tobacco User/Non-Tobacco User	20	422.92	465.21
	22444PA0010066	Rating Area 7	Tobacco User/Non-Tobacco User	21	436.00	479.60
	22444PA0010066	Rating Area 7	Tobacco User/Non-Tobacco User	22	436.00	479.60
	22444PA0010066	Rating Area 7	Tobacco User/Non-Tobacco User	23	436.00	479.60
	22444PA0010066	Rating Area 7	Tobacco User/Non-Tobacco User	24	436.00	479.60
	22444PA0010066	Rating Area 7	Tobacco User/Non-Tobacco User	25	437.74	481.34
	22444PA0010066	Rating Area 7	Tobacco User/Non-Tobacco User	26	446.46	490.93
	22444PA0010066	Rating Area 7	Tobacco User/Non-Tobacco User	27	456.93	502.71
	22444PA0010066	Rating Area 7	Tobacco User/Non-Tobacco User	28	473.93	521.45
	22444PA0010066	Rating Area 7	Tobacco User/Non-Tobacco User	29	487.88	536.71
	22444PA0010066	Rating Area 7	Tobacco User/Non-Tobacco User	30	494.86	544.56
	22444PA0010066	Rating Area 7	Tobacco User/Non-Tobacco User	31	505.32	555.90
	22444PA0010066	Rating Area 7	Tobacco User/Non-Tobacco User	32	515.79	567.23
	22444PA0010066	Rating Area 7	Tobacco User/Non-Tobacco User	33	522.33	574.64

	22444PA0010066	Rating Area 7	Tobacco User/Non-Tobacco User	34	529.30	582.06
	22444PA0010066	Rating Area 7	Tobacco User/Non-Tobacco User	35	532.79	585.98
	22444PA0010066	Rating Area 7	Tobacco User/Non-Tobacco User	36	536.28	589.90
	22444PA0010066	Rating Area 7	Tobacco User/Non-Tobacco User	37	539.77	593.83
	22444PA0010066	Rating Area 7	Tobacco User/Non-Tobacco User	38	543.25	597.75
	22444PA0010066	Rating Area 7	Tobacco User/Non-Tobacco User	39	550.23	605.16
	22444PA0010066	Rating Area 7	Tobacco User/Non-Tobacco User	40	557.20	613.01
	22444PA0010066	Rating Area 7	Tobacco User/Non-Tobacco User	41	567.67	624.35
	22444PA0010066	Rating Area 7	Tobacco User/Non-Tobacco User	42	577.70	635.68
	22444PA0010066	Rating Area 7	Tobacco User/Non-Tobacco User	43	591.65	650.94
	22444PA0010066	Rating Area 7	Tobacco User/Non-Tobacco User	44	609.09	670.13
	22444PA0010066	Rating Area 7	Tobacco User/Non-Tobacco User	45	629.58	692.36
	22444PA0010066	Rating Area 7	Tobacco User/Non-Tobacco User	46	654.00	719.40
	22444PA0010066	Rating Area 7	Tobacco User/Non-Tobacco User	47	681.46	749.48
	22444PA0010066	Rating Area 7	Tobacco User/Non-Tobacco User	48	712.86	784.36
	22444PA0010066	Rating Area 7	Tobacco User/Non-Tobacco User	49	743.81	818.37
	22444PA0010066	Rating Area 7	Tobacco User/Non-Tobacco User	50	778.69	856.74
	22444PA0010066	Rating Area 7	Tobacco User/Non-Tobacco User	51	813.14	894.67
	22444PA0010066	Rating Area 7	Tobacco User/Non-Tobacco User	52	851.07	936.09
	22444PA0010066	Rating Area 7	Tobacco User/Non-Tobacco User	53	889.44	978.38
	22444PA0010066	Rating Area 7	Tobacco User/Non-Tobacco User	54	930.85	1023.72
	22444PA0010066	Rating Area 7	Tobacco User/Non-Tobacco User	55	972.27	1069.50
	22444PA0010066	Rating Area 7	Tobacco User/Non-Tobacco User	56	1017.18	1118.77
	22444PA0010066	Rating Area 7	Tobacco User/Non-Tobacco User	57	1062.53	1168.91
	22444PA0010066	Rating Area 7	Tobacco User/Non-Tobacco User	58	1110.92	1222.10
	22444PA0010066	Rating Area 7	Tobacco User/Non-Tobacco User	59	1134.90	1248.26
	22444PA0010066	Rating Area 7	Tobacco User/Non-Tobacco User	60	1183.30	1301.45
	22444PA0010066	Rating Area 7	Tobacco User/Non-Tobacco User	61	1225.15	1347.67
	22444PA0010066	Rating Area 7	Tobacco User/Non-Tobacco User	62	1252.62	1377.75
	22444PA0010066	Rating Area 7	Tobacco User/Non-Tobacco User	63	1287.06	1415.68
	22444PA0010066	Rating Area 7	Tobacco User/Non-Tobacco User	64 and over	1307.99	1438.79
	22444PA0010067	Rating Area 9	Tobacco User/Non-Tobacco User	0-14	346.44	346.44
	22444PA0010067	Rating Area 9	Tobacco User/Non-Tobacco User	15	377.23	377.23
	22444PA0010067	Rating Area 9	Tobacco User/Non-Tobacco User	16	389.01	389.01
	22444PA0010067	Rating Area 9	Tobacco User/Non-Tobacco User	17	400.78	400.78
	22444PA0010067	Rating Area 9	Tobacco User/Non-Tobacco User	18	413.46	454.67
	22444PA0010067	Rating Area 9	Tobacco User/Non-Tobacco User	19	426.14	468.71
	22444PA0010067	Rating Area 9	Tobacco User/Non-Tobacco User	20	439.28	483.20
	22444PA0010067	Rating Area 9	Tobacco User/Non-Tobacco User	21	452.87	498.15
	22444PA0010067	Rating Area 9	Tobacco User/Non-Tobacco User	22	452.87	498.15
	22444PA0010067	Rating Area 9	Tobacco User/Non-Tobacco User	23	452.87	498.15
	22444PA0010067	Rating Area 9	Tobacco User/Non-Tobacco User	24	452.87	498.15
	22444PA0010067	Rating Area 9	Tobacco User/Non-Tobacco User	25	454.67	499.96
	22444PA0010067	Rating Area 9	Tobacco User/Non-Tobacco User	26	463.73	509.92
	22444PA0010067	Rating Area 9	Tobacco User/Non-Tobacco User	27	474.60	522.15
	22444PA0010067	Rating Area 9	Tobacco User/Non-Tobacco User	28	492.26	541.62
	22444PA0010067	Rating Area 9	Tobacco User/Non-Tobacco User	29	506.75	557.47
	22444PA0010067	Rating Area 9	Tobacco User/Non-Tobacco User	30	514.00	565.62
	22444PA0010067	Rating Area 9	Tobacco User/Non-Tobacco User	31	524.87	577.40
	22444PA0010067	Rating Area 9	Tobacco User/Non-Tobacco User	32	535.73	589.17
	22444PA0010067	Rating Area 9	Tobacco User/Non-Tobacco User	33	542.53	596.87
	22444PA0010067	Rating Area 9	Tobacco User/Non-Tobacco User	34	549.77	604.57
	22444PA0010067	Rating Area 9	Tobacco User/Non-Tobacco User	35	553.40	608.65
	22444PA0010067	Rating Area 9	Tobacco User/Non-Tobacco User	36	557.02	612.72
	22444PA0010067	Rating Area 9	Tobacco User/Non-Tobacco User	37	560.64	616.80
	22444PA0010067	Rating Area 9	Tobacco User/Non-Tobacco User	38	564.26	620.87
	22444PA0010067	Rating Area 9	Tobacco User/Non-Tobacco User	39	571.51	628.57
	22444PA0010067	Rating Area 9	Tobacco User/Non-Tobacco User	40	578.76	636.72
	22444PA0010067	Rating Area 9	Tobacco User/Non-Tobacco User	41	589.63	648.50
	22444PA0010067	Rating Area 9	Tobacco User/Non-Tobacco User	42	600.04	660.27
	22444PA0010067	Rating Area 9	Tobacco User/Non-Tobacco User	43	614.53	676.12
	22444PA0010067	Rating Area 9	Tobacco User/Non-Tobacco User	44	632.65	696.05
	22444PA0010067	Rating Area 9	Tobacco User/Non-Tobacco User	45	653.93	719.14
	22444PA0010067	Rating Area 9	Tobacco User/Non-Tobacco User	46	679.29	747.22

	22444PA0010067	Rating Area 9	Tobacco User/Non-Tobacco User	47	707.82	778.47
	22444PA0010067	Rating Area 9	Tobacco User/Non-Tobacco User	48	740.43	814.70
	22444PA0010067	Rating Area 9	Tobacco User/Non-Tobacco User	49	772.58	850.02
	22444PA0010067	Rating Area 9	Tobacco User/Non-Tobacco User	50	808.81	889.87
	22444PA0010067	Rating Area 9	Tobacco User/Non-Tobacco User	51	844.59	929.27
	22444PA0010067	Rating Area 9	Tobacco User/Non-Tobacco User	52	883.98	972.29
	22444PA0010067	Rating Area 9	Tobacco User/Non-Tobacco User	53	923.84	1016.22
	22444PA0010067	Rating Area 9	Tobacco User/Non-Tobacco User	54	966.86	1063.32
	22444PA0010067	Rating Area 9	Tobacco User/Non-Tobacco User	55	1009.88	1110.87
	22444PA0010067	Rating Area 9	Tobacco User/Non-Tobacco User	56	1056.53	1162.04
	22444PA0010067	Rating Area 9	Tobacco User/Non-Tobacco User	57	1103.62	1214.12
	22444PA0010067	Rating Area 9	Tobacco User/Non-Tobacco User	58	1153.89	1269.37
	22444PA0010067	Rating Area 9	Tobacco User/Non-Tobacco User	59	1178.80	1296.54
	22444PA0010067	Rating Area 9	Tobacco User/Non-Tobacco User	60	1229.07	1351.79
	22444PA0010067	Rating Area 9	Tobacco User/Non-Tobacco User	61	1272.54	1399.79
	22444PA0010067	Rating Area 9	Tobacco User/Non-Tobacco User	62	1301.07	1431.04
	22444PA0010067	Rating Area 9	Tobacco User/Non-Tobacco User	63	1336.85	1470.44
	22444PA0010067	Rating Area 9	Tobacco User/Non-Tobacco User	64 and over	1358.58	1494.44
	22444PA0010068	Rating Area 9	Tobacco User/Non-Tobacco User	0-14	355.32	355.32
	22444PA0010068	Rating Area 9	Tobacco User/Non-Tobacco User	15	386.91	386.91
	22444PA0010068	Rating Area 9	Tobacco User/Non-Tobacco User	16	398.98	398.98
	22444PA0010068	Rating Area 9	Tobacco User/Non-Tobacco User	17	411.06	411.06
	22444PA0010068	Rating Area 9	Tobacco User/Non-Tobacco User	18	424.06	466.33
	22444PA0010068	Rating Area 9	Tobacco User/Non-Tobacco User	19	437.07	480.73
	22444PA0010068	Rating Area 9	Tobacco User/Non-Tobacco User	20	450.54	495.59
	22444PA0010068	Rating Area 9	Tobacco User/Non-Tobacco User	21	464.48	510.93
	22444PA0010068	Rating Area 9	Tobacco User/Non-Tobacco User	22	464.48	510.93
	22444PA0010068	Rating Area 9	Tobacco User/Non-Tobacco User	23	464.48	510.93
	22444PA0010068	Rating Area 9	Tobacco User/Non-Tobacco User	24	464.48	510.93
	22444PA0010068	Rating Area 9	Tobacco User/Non-Tobacco User	25	466.33	512.78
	22444PA0010068	Rating Area 9	Tobacco User/Non-Tobacco User	26	475.62	523.00
	22444PA0010068	Rating Area 9	Tobacco User/Non-Tobacco User	27	486.77	535.54
	22444PA0010068	Rating Area 9	Tobacco User/Non-Tobacco User	28	504.88	555.51
	22444PA0010068	Rating Area 9	Tobacco User/Non-Tobacco User	29	519.75	571.77
	22444PA0010068	Rating Area 9	Tobacco User/Non-Tobacco User	30	527.18	580.13
	22444PA0010068	Rating Area 9	Tobacco User/Non-Tobacco User	31	538.32	592.20
	22444PA0010068	Rating Area 9	Tobacco User/Non-Tobacco User	32	549.47	604.28
	22444PA0010068	Rating Area 9	Tobacco User/Non-Tobacco User	33	556.44	612.18
	22444PA0010068	Rating Area 9	Tobacco User/Non-Tobacco User	34	563.87	620.07
	22444PA0010068	Rating Area 9	Tobacco User/Non-Tobacco User	35	567.59	624.25
	22444PA0010068	Rating Area 9	Tobacco User/Non-Tobacco User	36	571.30	628.43
	22444PA0010068	Rating Area 9	Tobacco User/Non-Tobacco User	37	575.02	632.61
	22444PA0010068	Rating Area 9	Tobacco User/Non-Tobacco User	38	578.73	636.79
	22444PA0010068	Rating Area 9	Tobacco User/Non-Tobacco User	39	586.17	644.69
	22444PA0010068	Rating Area 9	Tobacco User/Non-Tobacco User	40	593.60	653.05
	22444PA0010068	Rating Area 9	Tobacco User/Non-Tobacco User	41	604.74	665.13
	22444PA0010068	Rating Area 9	Tobacco User/Non-Tobacco User	42	615.43	677.20
	22444PA0010068	Rating Area 9	Tobacco User/Non-Tobacco User	43	630.29	693.46
	22444PA0010068	Rating Area 9	Tobacco User/Non-Tobacco User	44	648.87	713.90
	22444PA0010068	Rating Area 9	Tobacco User/Non-Tobacco User	45	670.70	737.58
	22444PA0010068	Rating Area 9	Tobacco User/Non-Tobacco User	46	696.71	766.38
	22444PA0010068	Rating Area 9	Tobacco User/Non-Tobacco User	47	725.97	798.43
	22444PA0010068	Rating Area 9	Tobacco User/Non-Tobacco User	48	759.41	835.59
	22444PA0010068	Rating Area 9	Tobacco User/Non-Tobacco User	49	792.39	871.82
	22444PA0010068	Rating Area 9	Tobacco User/Non-Tobacco User	50	829.55	912.69
	22444PA0010068	Rating Area 9	Tobacco User/Non-Tobacco User	51	866.24	953.10
	22444PA0010068	Rating Area 9	Tobacco User/Non-Tobacco User	52	906.65	997.22
	22444PA0010068	Rating Area 9	Tobacco User/Non-Tobacco User	53	947.53	1042.28
	22444PA0010068	Rating Area 9	Tobacco User/Non-Tobacco User	54	991.65	1090.58
	22444PA0010068	Rating Area 9	Tobacco User/Non-Tobacco User	55	1035.78	1139.35
	22444PA0010068	Rating Area 9	Tobacco User/Non-Tobacco User	56	1083.62	1191.84
	22444PA0010068	Rating Area 9	Tobacco User/Non-Tobacco User	57	1131.92	1245.25
	22444PA0010068	Rating Area 9	Tobacco User/Non-Tobacco User	58	1183.48	1301.92
	22444PA0010068	Rating Area 9	Tobacco User/Non-Tobacco User	59	1209.02	1329.79

	22444PA0010068	Rating Area 9	Tobacco User/Non-Tobacco User	60	1260.58	1386.45
	22444PA0010068	Rating Area 9	Tobacco User/Non-Tobacco User	61	1305.17	1435.69
	22444PA0010068	Rating Area 9	Tobacco User/Non-Tobacco User	62	1334.43	1467.74
	22444PA0010068	Rating Area 9	Tobacco User/Non-Tobacco User	63	1371.13	1508.15
	22444PA0010068	Rating Area 9	Tobacco User/Non-Tobacco User	64 and over	1393.42	1532.76
	22444PA0010069	Rating Area 9	Tobacco User/Non-Tobacco User	0-14	247.79	247.79
	22444PA0010069	Rating Area 9	Tobacco User/Non-Tobacco User	15	269.81	269.81
	22444PA0010069	Rating Area 9	Tobacco User/Non-Tobacco User	16	278.24	278.24
	22444PA0010069	Rating Area 9	Tobacco User/Non-Tobacco User	17	286.66	286.66
	22444PA0010069	Rating Area 9	Tobacco User/Non-Tobacco User	18	295.73	325.20
	22444PA0010069	Rating Area 9	Tobacco User/Non-Tobacco User	19	304.80	335.24
	22444PA0010069	Rating Area 9	Tobacco User/Non-Tobacco User	20	314.19	345.61
	22444PA0010069	Rating Area 9	Tobacco User/Non-Tobacco User	21	323.91	356.30
	22444PA0010069	Rating Area 9	Tobacco User/Non-Tobacco User	22	323.91	356.30
	22444PA0010069	Rating Area 9	Tobacco User/Non-Tobacco User	23	323.91	356.30
	22444PA0010069	Rating Area 9	Tobacco User/Non-Tobacco User	24	323.91	356.30
	22444PA0010069	Rating Area 9	Tobacco User/Non-Tobacco User	25	325.20	357.59
	22444PA0010069	Rating Area 9	Tobacco User/Non-Tobacco User	26	331.68	364.72
	22444PA0010069	Rating Area 9	Tobacco User/Non-Tobacco User	27	339.45	373.46
	22444PA0010069	Rating Area 9	Tobacco User/Non-Tobacco User	28	352.09	387.39
	22444PA0010069	Rating Area 9	Tobacco User/Non-Tobacco User	29	362.45	398.73
	22444PA0010069	Rating Area 9	Tobacco User/Non-Tobacco User	30	367.63	404.56
	22444PA0010069	Rating Area 9	Tobacco User/Non-Tobacco User	31	375.41	412.98
	22444PA0010069	Rating Area 9	Tobacco User/Non-Tobacco User	32	383.18	421.40
	22444PA0010069	Rating Area 9	Tobacco User/Non-Tobacco User	33	388.04	426.91
	22444PA0010069	Rating Area 9	Tobacco User/Non-Tobacco User	34	393.22	432.41
	22444PA0010069	Rating Area 9	Tobacco User/Non-Tobacco User	35	395.81	435.33
	22444PA0010069	Rating Area 9	Tobacco User/Non-Tobacco User	36	398.40	438.24
	22444PA0010069	Rating Area 9	Tobacco User/Non-Tobacco User	37	401.00	441.16
	22444PA0010069	Rating Area 9	Tobacco User/Non-Tobacco User	38	403.59	444.07
	22444PA0010069	Rating Area 9	Tobacco User/Non-Tobacco User	39	408.77	449.58
	22444PA0010069	Rating Area 9	Tobacco User/Non-Tobacco User	40	413.95	455.41
	22444PA0010069	Rating Area 9	Tobacco User/Non-Tobacco User	41	421.73	463.83
	22444PA0010069	Rating Area 9	Tobacco User/Non-Tobacco User	42	429.18	472.25
	22444PA0010069	Rating Area 9	Tobacco User/Non-Tobacco User	43	439.54	483.59
	22444PA0010069	Rating Area 9	Tobacco User/Non-Tobacco User	44	452.50	497.84
	22444PA0010069	Rating Area 9	Tobacco User/Non-Tobacco User	45	467.72	514.36
	22444PA0010069	Rating Area 9	Tobacco User/Non-Tobacco User	46	485.86	534.44
	22444PA0010069	Rating Area 9	Tobacco User/Non-Tobacco User	47	506.26	556.79
	22444PA0010069	Rating Area 9	Tobacco User/Non-Tobacco User	48	529.59	582.71
	22444PA0010069	Rating Area 9	Tobacco User/Non-Tobacco User	49	552.58	607.97
	22444PA0010069	Rating Area 9	Tobacco User/Non-Tobacco User	50	578.50	636.47
	22444PA0010069	Rating Area 9	Tobacco User/Non-Tobacco User	51	604.08	664.65
	22444PA0010069	Rating Area 9	Tobacco User/Non-Tobacco User	52	632.26	695.43
	22444PA0010069	Rating Area 9	Tobacco User/Non-Tobacco User	53	660.77	726.84
	22444PA0010069	Rating Area 9	Tobacco User/Non-Tobacco User	54	691.54	760.53
	22444PA0010069	Rating Area 9	Tobacco User/Non-Tobacco User	55	722.31	794.54
	22444PA0010069	Rating Area 9	Tobacco User/Non-Tobacco User	56	755.67	831.14
	22444PA0010069	Rating Area 9	Tobacco User/Non-Tobacco User	57	789.36	868.39
	22444PA0010069	Rating Area 9	Tobacco User/Non-Tobacco User	58	825.31	907.91
	22444PA0010069	Rating Area 9	Tobacco User/Non-Tobacco User	59	843.13	927.34
	22444PA0010069	Rating Area 9	Tobacco User/Non-Tobacco User	60	879.08	966.86
	22444PA0010069	Rating Area 9	Tobacco User/Non-Tobacco User	61	910.18	1001.19
	22444PA0010069	Rating Area 9	Tobacco User/Non-Tobacco User	62	930.58	1023.54
	22444PA0010069	Rating Area 9	Tobacco User/Non-Tobacco User	63	956.17	1051.72
	22444PA0010069	Rating Area 9	Tobacco User/Non-Tobacco User	64 and over	971.72	1068.89
	22444PA0010070	Rating Area 9	Tobacco User/Non-Tobacco User	0-14	296.36	296.36
	22444PA0010070	Rating Area 9	Tobacco User/Non-Tobacco User	15	322.70	322.70
	22444PA0010070	Rating Area 9	Tobacco User/Non-Tobacco User	16	332.77	332.77
	22444PA0010070	Rating Area 9	Tobacco User/Non-Tobacco User	17	342.85	342.85
	22444PA0010070	Rating Area 9	Tobacco User/Non-Tobacco User	18	353.69	388.95
	22444PA0010070	Rating Area 9	Tobacco User/Non-Tobacco User	19	364.54	400.95
	22444PA0010070	Rating Area 9	Tobacco User/Non-Tobacco User	20	375.77	413.35
	22444PA0010070	Rating Area 9	Tobacco User/Non-Tobacco User	21	387.40	426.14

	22444PA0010070	Rating Area 9	Tobacco User/Non-Tobacco User	22	387.40	426.14
	22444PA0010070	Rating Area 9	Tobacco User/Non-Tobacco User	23	387.40	426.14
	22444PA0010070	Rating Area 9	Tobacco User/Non-Tobacco User	24	387.40	426.14
	22444PA0010070	Rating Area 9	Tobacco User/Non-Tobacco User	25	388.95	427.68
	22444PA0010070	Rating Area 9	Tobacco User/Non-Tobacco User	26	396.69	436.21
	22444PA0010070	Rating Area 9	Tobacco User/Non-Tobacco User	27	405.99	446.67
	22444PA0010070	Rating Area 9	Tobacco User/Non-Tobacco User	28	421.10	463.33
	22444PA0010070	Rating Area 9	Tobacco User/Non-Tobacco User	29	433.50	476.88
	22444PA0010070	Rating Area 9	Tobacco User/Non-Tobacco User	30	439.69	483.86
	22444PA0010070	Rating Area 9	Tobacco User/Non-Tobacco User	31	448.99	493.93
	22444PA0010070	Rating Area 9	Tobacco User/Non-Tobacco User	32	458.29	504.00
	22444PA0010070	Rating Area 9	Tobacco User/Non-Tobacco User	33	464.10	510.59
	22444PA0010070	Rating Area 9	Tobacco User/Non-Tobacco User	34	470.30	517.17
	22444PA0010070	Rating Area 9	Tobacco User/Non-Tobacco User	35	473.40	520.66
	22444PA0010070	Rating Area 9	Tobacco User/Non-Tobacco User	36	476.50	524.15
	22444PA0010070	Rating Area 9	Tobacco User/Non-Tobacco User	37	479.60	527.63
	22444PA0010070	Rating Area 9	Tobacco User/Non-Tobacco User	38	482.70	531.12
	22444PA0010070	Rating Area 9	Tobacco User/Non-Tobacco User	39	488.89	537.71
	22444PA0010070	Rating Area 9	Tobacco User/Non-Tobacco User	40	495.09	544.68
	22444PA0010070	Rating Area 9	Tobacco User/Non-Tobacco User	41	504.39	554.75
	22444PA0010070	Rating Area 9	Tobacco User/Non-Tobacco User	42	513.30	564.82
	22444PA0010070	Rating Area 9	Tobacco User/Non-Tobacco User	43	525.70	578.38
	22444PA0010070	Rating Area 9	Tobacco User/Non-Tobacco User	44	541.19	595.43
	22444PA0010070	Rating Area 9	Tobacco User/Non-Tobacco User	45	559.40	615.18
	22444PA0010070	Rating Area 9	Tobacco User/Non-Tobacco User	46	581.09	639.20
	22444PA0010070	Rating Area 9	Tobacco User/Non-Tobacco User	47	605.50	665.93
	22444PA0010070	Rating Area 9	Tobacco User/Non-Tobacco User	48	633.39	696.92
	22444PA0010070	Rating Area 9	Tobacco User/Non-Tobacco User	49	660.90	727.14
	22444PA0010070	Rating Area 9	Tobacco User/Non-Tobacco User	50	691.89	761.23
	22444PA0010070	Rating Area 9	Tobacco User/Non-Tobacco User	51	722.49	794.94
	22444PA0010070	Rating Area 9	Tobacco User/Non-Tobacco User	52	756.20	831.74
	22444PA0010070	Rating Area 9	Tobacco User/Non-Tobacco User	53	790.29	869.32
	22444PA0010070	Rating Area 9	Tobacco User/Non-Tobacco User	54	827.09	909.61
	22444PA0010070	Rating Area 9	Tobacco User/Non-Tobacco User	55	863.89	950.28
	22444PA0010070	Rating Area 9	Tobacco User/Non-Tobacco User	56	903.79	994.06
	22444PA0010070	Rating Area 9	Tobacco User/Non-Tobacco User	57	944.08	1038.61
	22444PA0010070	Rating Area 9	Tobacco User/Non-Tobacco User	58	987.08	1085.87
	22444PA0010070	Rating Area 9	Tobacco User/Non-Tobacco User	59	1008.39	1109.11
	22444PA0010070	Rating Area 9	Tobacco User/Non-Tobacco User	60	1051.39	1156.38
	22444PA0010070	Rating Area 9	Tobacco User/Non-Tobacco User	61	1088.58	1197.44
	22444PA0010070	Rating Area 9	Tobacco User/Non-Tobacco User	62	1112.99	1224.17
	22444PA0010070	Rating Area 9	Tobacco User/Non-Tobacco User	63	1143.59	1257.87
	22444PA0010070	Rating Area 9	Tobacco User/Non-Tobacco User	64 and over	1162.19	1278.41
	22444PA0010071	Rating Area 6	Tobacco User/Non-Tobacco User	0-14	375.80	375.80
	22444PA0010071	Rating Area 6	Tobacco User/Non-Tobacco User	15	409.21	409.21
	22444PA0010071	Rating Area 6	Tobacco User/Non-Tobacco User	16	421.98	421.98
	22444PA0010071	Rating Area 6	Tobacco User/Non-Tobacco User	17	434.75	434.75
	22444PA0010071	Rating Area 6	Tobacco User/Non-Tobacco User	18	448.51	493.21
	22444PA0010071	Rating Area 6	Tobacco User/Non-Tobacco User	19	462.26	508.44
	22444PA0010071	Rating Area 6	Tobacco User/Non-Tobacco User	20	476.51	524.16
	22444PA0010071	Rating Area 6	Tobacco User/Non-Tobacco User	21	491.25	540.38
	22444PA0010071	Rating Area 6	Tobacco User/Non-Tobacco User	22	491.25	540.38
	22444PA0010071	Rating Area 6	Tobacco User/Non-Tobacco User	23	491.25	540.38
	22444PA0010071	Rating Area 6	Tobacco User/Non-Tobacco User	24	491.25	540.38
	22444PA0010071	Rating Area 6	Tobacco User/Non-Tobacco User	25	493.21	542.34
	22444PA0010071	Rating Area 6	Tobacco User/Non-Tobacco User	26	503.04	553.15
	22444PA0010071	Rating Area 6	Tobacco User/Non-Tobacco User	27	514.83	566.41
	22444PA0010071	Rating Area 6	Tobacco User/Non-Tobacco User	28	533.99	587.53
	22444PA0010071	Rating Area 6	Tobacco User/Non-Tobacco User	29	549.71	604.73
	22444PA0010071	Rating Area 6	Tobacco User/Non-Tobacco User	30	557.57	613.57
	22444PA0010071	Rating Area 6	Tobacco User/Non-Tobacco User	31	569.36	626.34
	22444PA0010071	Rating Area 6	Tobacco User/Non-Tobacco User	32	581.15	639.11
	22444PA0010071	Rating Area 6	Tobacco User/Non-Tobacco User	33	588.52	647.47
	22444PA0010071	Rating Area 6	Tobacco User/Non-Tobacco User	34	596.38	655.82

	22444PA0010071	Rating Area 6	Tobacco User/Non-Tobacco User	35	600.31	660.24
	22444PA0010071	Rating Area 6	Tobacco User/Non-Tobacco User	36	604.24	664.66
	22444PA0010071	Rating Area 6	Tobacco User/Non-Tobacco User	37	608.17	669.08
	22444PA0010071	Rating Area 6	Tobacco User/Non-Tobacco User	38	612.10	673.50
	22444PA0010071	Rating Area 6	Tobacco User/Non-Tobacco User	39	619.96	681.85
	22444PA0010071	Rating Area 6	Tobacco User/Non-Tobacco User	40	627.82	690.69
	22444PA0010071	Rating Area 6	Tobacco User/Non-Tobacco User	41	639.61	703.47
	22444PA0010071	Rating Area 6	Tobacco User/Non-Tobacco User	42	650.90	716.24
	22444PA0010071	Rating Area 6	Tobacco User/Non-Tobacco User	43	666.62	733.43
	22444PA0010071	Rating Area 6	Tobacco User/Non-Tobacco User	44	686.27	755.05
	22444PA0010071	Rating Area 6	Tobacco User/Non-Tobacco User	45	709.36	780.10
	22444PA0010071	Rating Area 6	Tobacco User/Non-Tobacco User	46	736.87	810.56
	22444PA0010071	Rating Area 6	Tobacco User/Non-Tobacco User	47	767.82	844.46
	22444PA0010071	Rating Area 6	Tobacco User/Non-Tobacco User	48	803.19	883.76
	22444PA0010071	Rating Area 6	Tobacco User/Non-Tobacco User	49	838.07	922.07
	22444PA0010071	Rating Area 6	Tobacco User/Non-Tobacco User	50	877.37	965.30
	22444PA0010071	Rating Area 6	Tobacco User/Non-Tobacco User	51	916.18	1008.04
	22444PA0010071	Rating Area 6	Tobacco User/Non-Tobacco User	52	958.92	1054.71
	22444PA0010071	Rating Area 6	Tobacco User/Non-Tobacco User	53	1002.15	1102.36
	22444PA0010071	Rating Area 6	Tobacco User/Non-Tobacco User	54	1048.81	1153.45
	22444PA0010071	Rating Area 6	Tobacco User/Non-Tobacco User	55	1095.48	1205.03
	22444PA0010071	Rating Area 6	Tobacco User/Non-Tobacco User	56	1146.08	1260.54
	22444PA0010071	Rating Area 6	Tobacco User/Non-Tobacco User	57	1197.17	1317.04
	22444PA0010071	Rating Area 6	Tobacco User/Non-Tobacco User	58	1251.70	1376.97
	22444PA0010071	Rating Area 6	Tobacco User/Non-Tobacco User	59	1278.72	1406.44
	22444PA0010071	Rating Area 6	Tobacco User/Non-Tobacco User	60	1333.25	1466.38
	22444PA0010071	Rating Area 6	Tobacco User/Non-Tobacco User	61	1380.41	1518.45
	22444PA0010071	Rating Area 6	Tobacco User/Non-Tobacco User	62	1411.36	1552.34
	22444PA0010071	Rating Area 6	Tobacco User/Non-Tobacco User	63	1450.16	1595.08
	22444PA0010071	Rating Area 6	Tobacco User/Non-Tobacco User	64 and over	1473.74	1621.12
	22444PA0010072	Rating Area 6	Tobacco User/Non-Tobacco User	0-14	375.80	375.80
	22444PA0010072	Rating Area 6	Tobacco User/Non-Tobacco User	15	409.21	409.21
	22444PA0010072	Rating Area 6	Tobacco User/Non-Tobacco User	16	421.98	421.98
	22444PA0010072	Rating Area 6	Tobacco User/Non-Tobacco User	17	434.75	434.75
	22444PA0010072	Rating Area 6	Tobacco User/Non-Tobacco User	18	448.51	493.21
	22444PA0010072	Rating Area 6	Tobacco User/Non-Tobacco User	19	462.26	508.44
	22444PA0010072	Rating Area 6	Tobacco User/Non-Tobacco User	20	476.51	524.16
	22444PA0010072	Rating Area 6	Tobacco User/Non-Tobacco User	21	491.25	540.38
	22444PA0010072	Rating Area 6	Tobacco User/Non-Tobacco User	22	491.25	540.38
	22444PA0010072	Rating Area 6	Tobacco User/Non-Tobacco User	23	491.25	540.38
	22444PA0010072	Rating Area 6	Tobacco User/Non-Tobacco User	24	491.25	540.38
	22444PA0010072	Rating Area 6	Tobacco User/Non-Tobacco User	25	493.21	542.34
	22444PA0010072	Rating Area 6	Tobacco User/Non-Tobacco User	26	503.04	553.15
	22444PA0010072	Rating Area 6	Tobacco User/Non-Tobacco User	27	514.83	566.41
	22444PA0010072	Rating Area 6	Tobacco User/Non-Tobacco User	28	533.99	587.53
	22444PA0010072	Rating Area 6	Tobacco User/Non-Tobacco User	29	549.71	604.73
	22444PA0010072	Rating Area 6	Tobacco User/Non-Tobacco User	30	557.57	613.57
	22444PA0010072	Rating Area 6	Tobacco User/Non-Tobacco User	31	569.36	626.34
	22444PA0010072	Rating Area 6	Tobacco User/Non-Tobacco User	32	581.15	639.11
	22444PA0010072	Rating Area 6	Tobacco User/Non-Tobacco User	33	588.52	647.47
	22444PA0010072	Rating Area 6	Tobacco User/Non-Tobacco User	34	596.38	655.82
	22444PA0010072	Rating Area 6	Tobacco User/Non-Tobacco User	35	600.31	660.24
	22444PA0010072	Rating Area 6	Tobacco User/Non-Tobacco User	36	604.24	664.66
	22444PA0010072	Rating Area 6	Tobacco User/Non-Tobacco User	37	608.17	669.08
	22444PA0010072	Rating Area 6	Tobacco User/Non-Tobacco User	38	612.10	673.50
	22444PA0010072	Rating Area 6	Tobacco User/Non-Tobacco User	39	619.96	681.85
	22444PA0010072	Rating Area 6	Tobacco User/Non-Tobacco User	40	627.82	690.69
	22444PA0010072	Rating Area 6	Tobacco User/Non-Tobacco User	41	639.61	703.47
	22444PA0010072	Rating Area 6	Tobacco User/Non-Tobacco User	42	650.90	716.24
	22444PA0010072	Rating Area 6	Tobacco User/Non-Tobacco User	43	666.62	733.43
	22444PA0010072	Rating Area 6	Tobacco User/Non-Tobacco User	44	686.27	755.05
	22444PA0010072	Rating Area 6	Tobacco User/Non-Tobacco User	45	709.36	780.10
	22444PA0010072	Rating Area 6	Tobacco User/Non-Tobacco User	46	736.87	810.56
	22444PA0010072	Rating Area 6	Tobacco User/Non-Tobacco User	47	767.82	844.46

22444PA0010072	Rating Area 6	Tobacco User/Non-Tobacco User	48	803.19	883.76
	Rating Area 6	Tobacco User/Non-Tobacco User	49	838.07	922.07
	Rating Area 6	Tobacco User/Non-Tobacco User	50	877.37	965.30
	Rating Area 6	Tobacco User/Non-Tobacco User	51	916.18	1008.04
	Rating Area 6	Tobacco User/Non-Tobacco User	52	958.92	1054.71
	Rating Area 6	Tobacco User/Non-Tobacco User	53	1002.15	1102.36
	Rating Area 6	Tobacco User/Non-Tobacco User	54	1048.81	1153.45
	Rating Area 6	Tobacco User/Non-Tobacco User	55	1095.48	1205.03
	Rating Area 6	Tobacco User/Non-Tobacco User	56	1146.08	1260.54
	Rating Area 6	Tobacco User/Non-Tobacco User	57	1197.17	1317.04
	Rating Area 6	Tobacco User/Non-Tobacco User	58	1251.70	1376.97
	Rating Area 6	Tobacco User/Non-Tobacco User	59	1278.72	1406.44
	Rating Area 6	Tobacco User/Non-Tobacco User	60	1333.25	1466.38
	Rating Area 6	Tobacco User/Non-Tobacco User	61	1380.41	1518.45
	Rating Area 6	Tobacco User/Non-Tobacco User	62	1411.36	1552.34
	Rating Area 6	Tobacco User/Non-Tobacco User	63	1450.16	1595.08
	Rating Area 6	Tobacco User/Non-Tobacco User	64 and over	1473.74	1621.12
22444PA0010073	Rating Area 3	Tobacco User/Non-Tobacco User	0-14	288.15	288.15
22444PA0010073	Rating Area 3	Tobacco User/Non-Tobacco User	15	313.76	313.76
	Rating Area 3	Tobacco User/Non-Tobacco User	16	323.55	323.55
	Rating Area 3	Tobacco User/Non-Tobacco User	17	333.35	333.35
	Rating Area 3	Tobacco User/Non-Tobacco User	18	343.89	378.17
	Rating Area 3	Tobacco User/Non-Tobacco User	19	354.44	389.85
	Rating Area 3	Tobacco User/Non-Tobacco User	20	365.36	401.90
	Rating Area 3	Tobacco User/Non-Tobacco User	21	376.67	414.34
	Rating Area 3	Tobacco User/Non-Tobacco User	22	376.67	414.34
	Rating Area 3	Tobacco User/Non-Tobacco User	23	376.67	414.34
	Rating Area 3	Tobacco User/Non-Tobacco User	24	376.67	414.34
	Rating Area 3	Tobacco User/Non-Tobacco User	25	378.17	415.84
	Rating Area 3	Tobacco User/Non-Tobacco User	26	385.70	424.12
	Rating Area 3	Tobacco User/Non-Tobacco User	27	394.74	434.29
	Rating Area 3	Tobacco User/Non-Tobacco User	28	409.43	450.49
	Rating Area 3	Tobacco User/Non-Tobacco User	29	421.49	463.67
	Rating Area 3	Tobacco User/Non-Tobacco User	30	427.51	470.45
	Rating Area 3	Tobacco User/Non-Tobacco User	31	436.55	480.25
	Rating Area 3	Tobacco User/Non-Tobacco User	32	445.59	490.04
	Rating Area 3	Tobacco User/Non-Tobacco User	33	451.24	496.44
	Rating Area 3	Tobacco User/Non-Tobacco User	34	457.27	502.85
	Rating Area 3	Tobacco User/Non-Tobacco User	35	460.28	506.24
	Rating Area 3	Tobacco User/Non-Tobacco User	36	463.30	509.63
	Rating Area 3	Tobacco User/Non-Tobacco User	37	466.31	513.02
	Rating Area 3	Tobacco User/Non-Tobacco User	38	469.32	516.41
	Rating Area 3	Tobacco User/Non-Tobacco User	39	475.35	522.81
	Rating Area 3	Tobacco User/Non-Tobacco User	40	481.38	529.59
	Rating Area 3	Tobacco User/Non-Tobacco User	41	490.42	539.38
	Rating Area 3	Tobacco User/Non-Tobacco User	42	499.08	549.18
	Rating Area 3	Tobacco User/Non-Tobacco User	43	511.13	562.36
	Rating Area 3	Tobacco User/Non-Tobacco User	44	526.20	578.93
	Rating Area 3	Tobacco User/Non-Tobacco User	45	543.90	598.14
	Rating Area 3	Tobacco User/Non-Tobacco User	46	565.00	621.50
	Rating Area 3	Tobacco User/Non-Tobacco User	47	588.73	647.49
	Rating Area 3	Tobacco User/Non-Tobacco User	48	615.85	677.62
	Rating Area 3	Tobacco User/Non-Tobacco User	49	642.59	707.00
	Rating Area 3	Tobacco User/Non-Tobacco User	50	672.72	740.15
	Rating Area 3	Tobacco User/Non-Tobacco User	51	702.48	772.91
	Rating Area 3	Tobacco User/Non-Tobacco User	52	735.25	808.70
	Rating Area 3	Tobacco User/Non-Tobacco User	53	768.39	845.23
	Rating Area 3	Tobacco User/Non-Tobacco User	54	804.18	884.41
	Rating Area 3	Tobacco User/Non-Tobacco User	55	839.96	923.96
	Rating Area 3	Tobacco User/Non-Tobacco User	56	878.76	966.52
	Rating Area 3	Tobacco User/Non-Tobacco User	57	917.93	1009.84
	Rating Area 3	Tobacco User/Non-Tobacco User	58	959.74	1055.79
	Rating Area 3	Tobacco User/Non-Tobacco User	59	980.46	1078.39
	Rating Area 3	Tobacco User/Non-Tobacco User	60	1022.27	1124.34

	22444PA0010073	Rating Area 3	Tobacco User/Non-Tobacco User	61	1058.43	1164.27
	22444PA0010073	Rating Area 3	Tobacco User/Non-Tobacco User	62	1082.16	1190.26
	22444PA0010073	Rating Area 3	Tobacco User/Non-Tobacco User	63	1111.91	1223.03
	22444PA0010073	Rating Area 3	Tobacco User/Non-Tobacco User	64 and over	1129.99	1242.99
	22444PA0010074	Rating Area 6	Tobacco User/Non-Tobacco User	0-14	375.80	375.80
	22444PA0010074	Rating Area 6	Tobacco User/Non-Tobacco User	15	409.21	409.21
	22444PA0010074	Rating Area 6	Tobacco User/Non-Tobacco User	16	421.98	421.98
	22444PA0010074	Rating Area 6	Tobacco User/Non-Tobacco User	17	434.75	434.75
	22444PA0010074	Rating Area 6	Tobacco User/Non-Tobacco User	18	448.51	493.21
	22444PA0010074	Rating Area 6	Tobacco User/Non-Tobacco User	19	462.26	508.44
	22444PA0010074	Rating Area 6	Tobacco User/Non-Tobacco User	20	476.51	524.16
	22444PA0010074	Rating Area 6	Tobacco User/Non-Tobacco User	21	491.25	540.38
	22444PA0010074	Rating Area 6	Tobacco User/Non-Tobacco User	22	491.25	540.38
	22444PA0010074	Rating Area 6	Tobacco User/Non-Tobacco User	23	491.25	540.38
	22444PA0010074	Rating Area 6	Tobacco User/Non-Tobacco User	24	491.25	540.38
	22444PA0010074	Rating Area 6	Tobacco User/Non-Tobacco User	25	493.21	542.34
	22444PA0010074	Rating Area 6	Tobacco User/Non-Tobacco User	26	503.04	553.15
	22444PA0010074	Rating Area 6	Tobacco User/Non-Tobacco User	27	514.83	566.41
	22444PA0010074	Rating Area 6	Tobacco User/Non-Tobacco User	28	533.99	587.53
	22444PA0010074	Rating Area 6	Tobacco User/Non-Tobacco User	29	549.71	604.73
	22444PA0010074	Rating Area 6	Tobacco User/Non-Tobacco User	30	557.57	613.57
	22444PA0010074	Rating Area 6	Tobacco User/Non-Tobacco User	31	569.36	626.34
	22444PA0010074	Rating Area 6	Tobacco User/Non-Tobacco User	32	581.15	639.11
	22444PA0010074	Rating Area 6	Tobacco User/Non-Tobacco User	33	588.52	647.47
	22444PA0010074	Rating Area 6	Tobacco User/Non-Tobacco User	34	596.38	655.82
	22444PA0010074	Rating Area 6	Tobacco User/Non-Tobacco User	35	600.31	660.24
	22444PA0010074	Rating Area 6	Tobacco User/Non-Tobacco User	36	604.24	664.66
	22444PA0010074	Rating Area 6	Tobacco User/Non-Tobacco User	37	608.17	669.08
	22444PA0010074	Rating Area 6	Tobacco User/Non-Tobacco User	38	612.10	673.50
	22444PA0010074	Rating Area 6	Tobacco User/Non-Tobacco User	39	619.96	681.85
	22444PA0010074	Rating Area 6	Tobacco User/Non-Tobacco User	40	627.82	690.69
	22444PA0010074	Rating Area 6	Tobacco User/Non-Tobacco User	41	639.61	703.47
	22444PA0010074	Rating Area 6	Tobacco User/Non-Tobacco User	42	650.90	716.24
	22444PA0010074	Rating Area 6	Tobacco User/Non-Tobacco User	43	666.62	733.43
	22444PA0010074	Rating Area 6	Tobacco User/Non-Tobacco User	44	686.27	755.05
	22444PA0010074	Rating Area 6	Tobacco User/Non-Tobacco User	45	709.36	780.10
	22444PA0010074	Rating Area 6	Tobacco User/Non-Tobacco User	46	736.87	810.56
	22444PA0010074	Rating Area 6	Tobacco User/Non-Tobacco User	47	767.82	844.46
	22444PA0010074	Rating Area 6	Tobacco User/Non-Tobacco User	48	803.19	883.76
	22444PA0010074	Rating Area 6	Tobacco User/Non-Tobacco User	49	838.07	922.07
	22444PA0010074	Rating Area 6	Tobacco User/Non-Tobacco User	50	877.37	965.30
	22444PA0010074	Rating Area 6	Tobacco User/Non-Tobacco User	51	916.18	1008.04
	22444PA0010074	Rating Area 6	Tobacco User/Non-Tobacco User	52	958.92	1054.71
	22444PA0010074	Rating Area 6	Tobacco User/Non-Tobacco User	53	1002.15	1102.36
	22444PA0010074	Rating Area 6	Tobacco User/Non-Tobacco User	54	1048.81	1153.45
	22444PA0010074	Rating Area 6	Tobacco User/Non-Tobacco User	55	1095.48	1205.03
	22444PA0010074	Rating Area 6	Tobacco User/Non-Tobacco User	56	1146.08	1260.54
	22444PA0010074	Rating Area 6	Tobacco User/Non-Tobacco User	57	1197.17	1317.04
	22444PA0010074	Rating Area 6	Tobacco User/Non-Tobacco User	58	1251.70	1376.97
	22444PA0010074	Rating Area 6	Tobacco User/Non-Tobacco User	59	1278.72	1406.44
	22444PA0010074	Rating Area 6	Tobacco User/Non-Tobacco User	60	1333.25	1466.38
	22444PA0010074	Rating Area 6	Tobacco User/Non-Tobacco User	61	1380.41	1518.45
	22444PA0010074	Rating Area 6	Tobacco User/Non-Tobacco User	62	1411.36	1552.34
	22444PA0010074	Rating Area 6	Tobacco User/Non-Tobacco User	63	1450.16	1595.08
	22444PA0010074	Rating Area 6	Tobacco User/Non-Tobacco User	64 and over	1473.74	1621.12
	22444PA0010075	Rating Area 3	Tobacco User/Non-Tobacco User	0-14	288.15	288.15
	22444PA0010075	Rating Area 3	Tobacco User/Non-Tobacco User	15	313.76	313.76
	22444PA0010075	Rating Area 3	Tobacco User/Non-Tobacco User	16	323.55	323.55
	22444PA0010075	Rating Area 3	Tobacco User/Non-Tobacco User	17	333.35	333.35
	22444PA0010075	Rating Area 3	Tobacco User/Non-Tobacco User	18	343.89	378.17
	22444PA0010075	Rating Area 3	Tobacco User/Non-Tobacco User	19	354.44	389.85
	22444PA0010075	Rating Area 3	Tobacco User/Non-Tobacco User	20	365.36	401.90
	22444PA0010075	Rating Area 3	Tobacco User/Non-Tobacco User	21	376.67	414.34
	22444PA0010075	Rating Area 3	Tobacco User/Non-Tobacco User	22	376.67	414.34

	22444PA0010075	Rating Area 3	Tobacco User/Non-Tobacco User	23	376.67	414.34
	22444PA0010075	Rating Area 3	Tobacco User/Non-Tobacco User	24	376.67	414.34
	22444PA0010075	Rating Area 3	Tobacco User/Non-Tobacco User	25	378.17	415.84
	22444PA0010075	Rating Area 3	Tobacco User/Non-Tobacco User	26	385.70	424.12
	22444PA0010075	Rating Area 3	Tobacco User/Non-Tobacco User	27	394.74	434.29
	22444PA0010075	Rating Area 3	Tobacco User/Non-Tobacco User	28	409.43	450.49
	22444PA0010075	Rating Area 3	Tobacco User/Non-Tobacco User	29	421.49	463.67
	22444PA0010075	Rating Area 3	Tobacco User/Non-Tobacco User	30	427.51	470.45
	22444PA0010075	Rating Area 3	Tobacco User/Non-Tobacco User	31	436.55	480.25
	22444PA0010075	Rating Area 3	Tobacco User/Non-Tobacco User	32	445.59	490.04
	22444PA0010075	Rating Area 3	Tobacco User/Non-Tobacco User	33	451.24	496.44
	22444PA0010075	Rating Area 3	Tobacco User/Non-Tobacco User	34	457.27	502.85
	22444PA0010075	Rating Area 3	Tobacco User/Non-Tobacco User	35	460.28	506.24
	22444PA0010075	Rating Area 3	Tobacco User/Non-Tobacco User	36	463.30	509.63
	22444PA0010075	Rating Area 3	Tobacco User/Non-Tobacco User	37	466.31	513.02
	22444PA0010075	Rating Area 3	Tobacco User/Non-Tobacco User	38	469.32	516.41
	22444PA0010075	Rating Area 3	Tobacco User/Non-Tobacco User	39	475.35	522.81
	22444PA0010075	Rating Area 3	Tobacco User/Non-Tobacco User	40	481.38	529.59
	22444PA0010075	Rating Area 3	Tobacco User/Non-Tobacco User	41	490.42	539.38
	22444PA0010075	Rating Area 3	Tobacco User/Non-Tobacco User	42	499.08	549.18
	22444PA0010075	Rating Area 3	Tobacco User/Non-Tobacco User	43	511.13	562.36
	22444PA0010075	Rating Area 3	Tobacco User/Non-Tobacco User	44	526.20	578.93
	22444PA0010075	Rating Area 3	Tobacco User/Non-Tobacco User	45	543.90	598.14
	22444PA0010075	Rating Area 3	Tobacco User/Non-Tobacco User	46	565.00	621.50
	22444PA0010075	Rating Area 3	Tobacco User/Non-Tobacco User	47	588.73	647.49
	22444PA0010075	Rating Area 3	Tobacco User/Non-Tobacco User	48	615.85	677.62
	22444PA0010075	Rating Area 3	Tobacco User/Non-Tobacco User	49	642.59	707.00
	22444PA0010075	Rating Area 3	Tobacco User/Non-Tobacco User	50	672.72	740.15
	22444PA0010075	Rating Area 3	Tobacco User/Non-Tobacco User	51	702.48	772.91
	22444PA0010075	Rating Area 3	Tobacco User/Non-Tobacco User	52	735.25	808.70
	22444PA0010075	Rating Area 3	Tobacco User/Non-Tobacco User	53	768.39	845.23
	22444PA0010075	Rating Area 3	Tobacco User/Non-Tobacco User	54	804.18	884.41
	22444PA0010075	Rating Area 3	Tobacco User/Non-Tobacco User	55	839.96	923.96
	22444PA0010075	Rating Area 3	Tobacco User/Non-Tobacco User	56	878.76	966.52
	22444PA0010075	Rating Area 3	Tobacco User/Non-Tobacco User	57	917.93	1009.84
	22444PA0010075	Rating Area 3	Tobacco User/Non-Tobacco User	58	959.74	1055.79
	22444PA0010075	Rating Area 3	Tobacco User/Non-Tobacco User	59	980.46	1078.39
	22444PA0010075	Rating Area 3	Tobacco User/Non-Tobacco User	60	1022.27	1124.34
	22444PA0010075	Rating Area 3	Tobacco User/Non-Tobacco User	61	1058.43	1164.27
	22444PA0010075	Rating Area 3	Tobacco User/Non-Tobacco User	62	1082.16	1190.26
	22444PA0010075	Rating Area 3	Tobacco User/Non-Tobacco User	63	1111.91	1223.03
	22444PA0010075	Rating Area 3	Tobacco User/Non-Tobacco User	64 and over	1129.99	1242.99
	22444PA0010076	Rating Area 3	Tobacco User/Non-Tobacco User	0-14	296.61	296.61
	22444PA0010076	Rating Area 3	Tobacco User/Non-Tobacco User	15	322.98	322.98
	22444PA0010076	Rating Area 3	Tobacco User/Non-Tobacco User	16	333.06	333.06
	22444PA0010076	Rating Area 3	Tobacco User/Non-Tobacco User	17	343.14	343.14
	22444PA0010076	Rating Area 3	Tobacco User/Non-Tobacco User	18	354.00	389.28
	22444PA0010076	Rating Area 3	Tobacco User/Non-Tobacco User	19	364.85	401.30
	22444PA0010076	Rating Area 3	Tobacco User/Non-Tobacco User	20	376.10	413.71
	22444PA0010076	Rating Area 3	Tobacco User/Non-Tobacco User	21	387.74	426.51
	22444PA0010076	Rating Area 3	Tobacco User/Non-Tobacco User	22	387.74	426.51
	22444PA0010076	Rating Area 3	Tobacco User/Non-Tobacco User	23	387.74	426.51
	22444PA0010076	Rating Area 3	Tobacco User/Non-Tobacco User	24	387.74	426.51
	22444PA0010076	Rating Area 3	Tobacco User/Non-Tobacco User	25	389.28	428.05
	22444PA0010076	Rating Area 3	Tobacco User/Non-Tobacco User	26	397.04	436.58
	22444PA0010076	Rating Area 3	Tobacco User/Non-Tobacco User	27	406.34	447.05
	22444PA0010076	Rating Area 3	Tobacco User/Non-Tobacco User	28	421.46	463.73
	22444PA0010076	Rating Area 3	Tobacco User/Non-Tobacco User	29	433.87	477.30
	22444PA0010076	Rating Area 3	Tobacco User/Non-Tobacco User	30	440.07	484.28
	22444PA0010076	Rating Area 3	Tobacco User/Non-Tobacco User	31	449.38	494.36
	22444PA0010076	Rating Area 3	Tobacco User/Non-Tobacco User	32	458.69	504.44
	22444PA0010076	Rating Area 3	Tobacco User/Non-Tobacco User	33	464.50	511.03
	22444PA0010076	Rating Area 3	Tobacco User/Non-Tobacco User	34	470.71	517.62
	22444PA0010076	Rating Area 3	Tobacco User/Non-Tobacco User	35	473.81	521.11

	22444PA0010076	Rating Area 3	Tobacco User/Non-Tobacco User	36	476.91	524.60
	22444PA0010076	Rating Area 3	Tobacco User/Non-Tobacco User	37	480.01	528.09
	22444PA0010076	Rating Area 3	Tobacco User/Non-Tobacco User	38	483.11	531.58
	22444PA0010076	Rating Area 3	Tobacco User/Non-Tobacco User	39	489.32	538.17
	22444PA0010076	Rating Area 3	Tobacco User/Non-Tobacco User	40	495.52	545.15
	22444PA0010076	Rating Area 3	Tobacco User/Non-Tobacco User	41	504.83	555.23
	22444PA0010076	Rating Area 3	Tobacco User/Non-Tobacco User	42	513.74	565.31
	22444PA0010076	Rating Area 3	Tobacco User/Non-Tobacco User	43	526.15	578.88
	22444PA0010076	Rating Area 3	Tobacco User/Non-Tobacco User	44	541.66	595.94
	22444PA0010076	Rating Area 3	Tobacco User/Non-Tobacco User	45	559.88	615.72
	22444PA0010076	Rating Area 3	Tobacco User/Non-Tobacco User	46	581.60	639.76
	22444PA0010076	Rating Area 3	Tobacco User/Non-Tobacco User	47	606.02	666.51
	22444PA0010076	Rating Area 3	Tobacco User/Non-Tobacco User	48	633.94	697.53
	22444PA0010076	Rating Area 3	Tobacco User/Non-Tobacco User	49	661.47	727.77
	22444PA0010076	Rating Area 3	Tobacco User/Non-Tobacco User	50	692.49	761.89
	22444PA0010076	Rating Area 3	Tobacco User/Non-Tobacco User	51	723.12	795.62
	22444PA0010076	Rating Area 3	Tobacco User/Non-Tobacco User	52	756.85	832.46
	22444PA0010076	Rating Area 3	Tobacco User/Non-Tobacco User	53	790.97	870.07
	22444PA0010076	Rating Area 3	Tobacco User/Non-Tobacco User	54	827.81	910.39
	22444PA0010076	Rating Area 3	Tobacco User/Non-Tobacco User	55	864.64	951.10
	22444PA0010076	Rating Area 3	Tobacco User/Non-Tobacco User	56	904.58	994.92
	22444PA0010076	Rating Area 3	Tobacco User/Non-Tobacco User	57	944.90	1039.51
	22444PA0010076	Rating Area 3	Tobacco User/Non-Tobacco User	58	987.94	1086.81
	22444PA0010076	Rating Area 3	Tobacco User/Non-Tobacco User	59	1009.26	1110.07
	22444PA0010076	Rating Area 3	Tobacco User/Non-Tobacco User	60	1052.30	1157.38
	22444PA0010076	Rating Area 3	Tobacco User/Non-Tobacco User	61	1089.52	1198.48
	22444PA0010076	Rating Area 3	Tobacco User/Non-Tobacco User	62	1113.95	1225.23
	22444PA0010076	Rating Area 3	Tobacco User/Non-Tobacco User	63	1144.58	1258.96
	22444PA0010076	Rating Area 3	Tobacco User/Non-Tobacco User	64 and over	1163.19	1279.51
	22444PA0010077	Rating Area 6	Tobacco User/Non-Tobacco User	0-14	386.85	386.85
	22444PA0010077	Rating Area 6	Tobacco User/Non-Tobacco User	15	421.23	421.23
	22444PA0010077	Rating Area 6	Tobacco User/Non-Tobacco User	16	434.38	434.38
	22444PA0010077	Rating Area 6	Tobacco User/Non-Tobacco User	17	447.53	447.53
	22444PA0010077	Rating Area 6	Tobacco User/Non-Tobacco User	18	461.69	507.70
	22444PA0010077	Rating Area 6	Tobacco User/Non-Tobacco User	19	475.85	523.38
	22444PA0010077	Rating Area 6	Tobacco User/Non-Tobacco User	20	490.51	539.56
	22444PA0010077	Rating Area 6	Tobacco User/Non-Tobacco User	21	505.69	556.25
	22444PA0010077	Rating Area 6	Tobacco User/Non-Tobacco User	22	505.69	556.25
	22444PA0010077	Rating Area 6	Tobacco User/Non-Tobacco User	23	505.69	556.25
	22444PA0010077	Rating Area 6	Tobacco User/Non-Tobacco User	24	505.69	556.25
	22444PA0010077	Rating Area 6	Tobacco User/Non-Tobacco User	25	507.70	558.27
	22444PA0010077	Rating Area 6	Tobacco User/Non-Tobacco User	26	517.82	569.40
	22444PA0010077	Rating Area 6	Tobacco User/Non-Tobacco User	27	529.95	583.05
	22444PA0010077	Rating Area 6	Tobacco User/Non-Tobacco User	28	549.68	604.79
	22444PA0010077	Rating Area 6	Tobacco User/Non-Tobacco User	29	565.86	622.49
	22444PA0010077	Rating Area 6	Tobacco User/Non-Tobacco User	30	573.95	631.60
	22444PA0010077	Rating Area 6	Tobacco User/Non-Tobacco User	31	586.08	644.74
	22444PA0010077	Rating Area 6	Tobacco User/Non-Tobacco User	32	598.22	657.89
	22444PA0010077	Rating Area 6	Tobacco User/Non-Tobacco User	33	605.81	666.49
	22444PA0010077	Rating Area 6	Tobacco User/Non-Tobacco User	34	613.90	675.08
	22444PA0010077	Rating Area 6	Tobacco User/Non-Tobacco User	35	617.94	679.64
	22444PA0010077	Rating Area 6	Tobacco User/Non-Tobacco User	36	621.99	684.19
	22444PA0010077	Rating Area 6	Tobacco User/Non-Tobacco User	37	626.03	688.74
	22444PA0010077	Rating Area 6	Tobacco User/Non-Tobacco User	38	630.08	693.29
	22444PA0010077	Rating Area 6	Tobacco User/Non-Tobacco User	39	638.17	701.89
	22444PA0010077	Rating Area 6	Tobacco User/Non-Tobacco User	40	646.26	710.99
	22444PA0010077	Rating Area 6	Tobacco User/Non-Tobacco User	41	658.40	724.14
	22444PA0010077	Rating Area 6	Tobacco User/Non-Tobacco User	42	670.03	737.28
	22444PA0010077	Rating Area 6	Tobacco User/Non-Tobacco User	43	686.21	754.98
	22444PA0010077	Rating Area 6	Tobacco User/Non-Tobacco User	44	706.44	777.23
	22444PA0010077	Rating Area 6	Tobacco User/Non-Tobacco User	45	730.20	803.02
	22444PA0010077	Rating Area 6	Tobacco User/Non-Tobacco User	46	758.52	834.37
	22444PA0010077	Rating Area 6	Tobacco User/Non-Tobacco User	47	790.38	869.27
	22444PA0010077	Rating Area 6	Tobacco User/Non-Tobacco User	48	826.79	909.72

22444PA0010077	Rating Area 6	Tobacco User/Non-Tobacco User	49	862.69	949.16
	Rating Area 6	Tobacco User/Non-Tobacco User	50	903.15	993.66
	Rating Area 6	Tobacco User/Non-Tobacco User	51	943.10	1037.66
	Rating Area 6	Tobacco User/Non-Tobacco User	52	987.09	1085.70
	Rating Area 6	Tobacco User/Non-Tobacco User	53	1031.59	1134.75
	Rating Area 6	Tobacco User/Non-Tobacco User	54	1079.63	1187.34
	Rating Area 6	Tobacco User/Non-Tobacco User	55	1127.67	1240.44
	Rating Area 6	Tobacco User/Non-Tobacco User	56	1179.75	1297.58
	Rating Area 6	Tobacco User/Non-Tobacco User	57	1232.35	1355.73
	Rating Area 6	Tobacco User/Non-Tobacco User	58	1288.48	1417.42
	Rating Area 6	Tobacco User/Non-Tobacco User	59	1316.29	1447.77
	Rating Area 6	Tobacco User/Non-Tobacco User	60	1372.42	1509.46
	Rating Area 6	Tobacco User/Non-Tobacco User	61	1420.96	1563.06
	Rating Area 6	Tobacco User/Non-Tobacco User	62	1452.82	1597.95
	Rating Area 6	Tobacco User/Non-Tobacco User	63	1492.77	1641.95
	Rating Area 6	Tobacco User/Non-Tobacco User	64 and over	1517.04	1668.75
22444PA0010078	Rating Area 6	Tobacco User/Non-Tobacco User	0-14	386.85	386.85
22444PA0010078	Rating Area 6	Tobacco User/Non-Tobacco User	15	421.23	421.23
	Rating Area 6	Tobacco User/Non-Tobacco User	16	434.38	434.38
	Rating Area 6	Tobacco User/Non-Tobacco User	17	447.53	447.53
	Rating Area 6	Tobacco User/Non-Tobacco User	18	461.69	507.70
	Rating Area 6	Tobacco User/Non-Tobacco User	19	475.85	523.38
	Rating Area 6	Tobacco User/Non-Tobacco User	20	490.51	539.56
	Rating Area 6	Tobacco User/Non-Tobacco User	21	505.69	556.25
	Rating Area 6	Tobacco User/Non-Tobacco User	22	505.69	556.25
	Rating Area 6	Tobacco User/Non-Tobacco User	23	505.69	556.25
	Rating Area 6	Tobacco User/Non-Tobacco User	24	505.69	556.25
	Rating Area 6	Tobacco User/Non-Tobacco User	25	507.70	558.27
	Rating Area 6	Tobacco User/Non-Tobacco User	26	517.82	569.40
	Rating Area 6	Tobacco User/Non-Tobacco User	27	529.95	583.05
	Rating Area 6	Tobacco User/Non-Tobacco User	28	549.68	604.79
	Rating Area 6	Tobacco User/Non-Tobacco User	29	565.86	622.49
	Rating Area 6	Tobacco User/Non-Tobacco User	30	573.95	631.60
	Rating Area 6	Tobacco User/Non-Tobacco User	31	586.08	644.74
	Rating Area 6	Tobacco User/Non-Tobacco User	32	598.22	657.89
	Rating Area 6	Tobacco User/Non-Tobacco User	33	605.81	666.49
	Rating Area 6	Tobacco User/Non-Tobacco User	34	613.90	675.08
	Rating Area 6	Tobacco User/Non-Tobacco User	35	617.94	679.64
	Rating Area 6	Tobacco User/Non-Tobacco User	36	621.99	684.19
	Rating Area 6	Tobacco User/Non-Tobacco User	37	626.03	688.74
	Rating Area 6	Tobacco User/Non-Tobacco User	38	630.08	693.29
	Rating Area 6	Tobacco User/Non-Tobacco User	39	638.17	701.89
	Rating Area 6	Tobacco User/Non-Tobacco User	40	646.26	710.99
	Rating Area 6	Tobacco User/Non-Tobacco User	41	658.40	724.14
	Rating Area 6	Tobacco User/Non-Tobacco User	42	670.03	737.28
	Rating Area 6	Tobacco User/Non-Tobacco User	43	686.21	754.98
	Rating Area 6	Tobacco User/Non-Tobacco User	44	706.44	777.23
	Rating Area 6	Tobacco User/Non-Tobacco User	45	730.20	803.02
	Rating Area 6	Tobacco User/Non-Tobacco User	46	758.52	834.37
	Rating Area 6	Tobacco User/Non-Tobacco User	47	790.38	869.27
	Rating Area 6	Tobacco User/Non-Tobacco User	48	826.79	909.72
	Rating Area 6	Tobacco User/Non-Tobacco User	49	862.69	949.16
	Rating Area 6	Tobacco User/Non-Tobacco User	50	903.15	993.66
	Rating Area 6	Tobacco User/Non-Tobacco User	51	943.10	1037.66
	Rating Area 6	Tobacco User/Non-Tobacco User	52	987.09	1085.70
	Rating Area 6	Tobacco User/Non-Tobacco User	53	1031.59	1134.75
	Rating Area 6	Tobacco User/Non-Tobacco User	54	1079.63	1187.34
	Rating Area 6	Tobacco User/Non-Tobacco User	55	1127.67	1240.44
	Rating Area 6	Tobacco User/Non-Tobacco User	56	1179.75	1297.58
	Rating Area 6	Tobacco User/Non-Tobacco User	57	1232.35	1355.73
	Rating Area 6	Tobacco User/Non-Tobacco User	58	1288.48	1417.42
	Rating Area 6	Tobacco User/Non-Tobacco User	59	1316.29	1447.77
	Rating Area 6	Tobacco User/Non-Tobacco User	60	1372.42	1509.46
	Rating Area 6	Tobacco User/Non-Tobacco User	61	1420.96	1563.06

	22444PA0010078	Rating Area 6	Tobacco User/Non-Tobacco User	62	1452.82	1597.95
	22444PA0010078	Rating Area 6	Tobacco User/Non-Tobacco User	63	1492.77	1641.95
	22444PA0010078	Rating Area 6	Tobacco User/Non-Tobacco User	64 and over	1517.04	1668.75
	22444PA0010079	Rating Area 3	Tobacco User/Non-Tobacco User	0-14	296.61	296.61
	22444PA0010079	Rating Area 3	Tobacco User/Non-Tobacco User	15	322.98	322.98
	22444PA0010079	Rating Area 3	Tobacco User/Non-Tobacco User	16	333.06	333.06
	22444PA0010079	Rating Area 3	Tobacco User/Non-Tobacco User	17	343.14	343.14
	22444PA0010079	Rating Area 3	Tobacco User/Non-Tobacco User	18	354.00	389.28
	22444PA0010079	Rating Area 3	Tobacco User/Non-Tobacco User	19	364.85	401.30
	22444PA0010079	Rating Area 3	Tobacco User/Non-Tobacco User	20	376.10	413.71
	22444PA0010079	Rating Area 3	Tobacco User/Non-Tobacco User	21	387.74	426.51
	22444PA0010079	Rating Area 3	Tobacco User/Non-Tobacco User	22	387.74	426.51
	22444PA0010079	Rating Area 3	Tobacco User/Non-Tobacco User	23	387.74	426.51
	22444PA0010079	Rating Area 3	Tobacco User/Non-Tobacco User	24	387.74	426.51
	22444PA0010079	Rating Area 3	Tobacco User/Non-Tobacco User	25	389.28	428.05
	22444PA0010079	Rating Area 3	Tobacco User/Non-Tobacco User	26	397.04	436.58
	22444PA0010079	Rating Area 3	Tobacco User/Non-Tobacco User	27	406.34	447.05
	22444PA0010079	Rating Area 3	Tobacco User/Non-Tobacco User	28	421.46	463.73
	22444PA0010079	Rating Area 3	Tobacco User/Non-Tobacco User	29	433.87	477.30
	22444PA0010079	Rating Area 3	Tobacco User/Non-Tobacco User	30	440.07	484.28
	22444PA0010079	Rating Area 3	Tobacco User/Non-Tobacco User	31	449.38	494.36
	22444PA0010079	Rating Area 3	Tobacco User/Non-Tobacco User	32	458.69	504.44
	22444PA0010079	Rating Area 3	Tobacco User/Non-Tobacco User	33	464.50	511.03
	22444PA0010079	Rating Area 3	Tobacco User/Non-Tobacco User	34	470.71	517.62
	22444PA0010079	Rating Area 3	Tobacco User/Non-Tobacco User	35	473.81	521.11
	22444PA0010079	Rating Area 3	Tobacco User/Non-Tobacco User	36	476.91	524.60
	22444PA0010079	Rating Area 3	Tobacco User/Non-Tobacco User	37	480.01	528.09
	22444PA0010079	Rating Area 3	Tobacco User/Non-Tobacco User	38	483.11	531.58
	22444PA0010079	Rating Area 3	Tobacco User/Non-Tobacco User	39	489.32	538.17
	22444PA0010079	Rating Area 3	Tobacco User/Non-Tobacco User	40	495.52	545.15
	22444PA0010079	Rating Area 3	Tobacco User/Non-Tobacco User	41	504.83	555.23
	22444PA0010079	Rating Area 3	Tobacco User/Non-Tobacco User	42	513.74	565.31
	22444PA0010079	Rating Area 3	Tobacco User/Non-Tobacco User	43	526.15	578.88
	22444PA0010079	Rating Area 3	Tobacco User/Non-Tobacco User	44	541.66	595.94
	22444PA0010079	Rating Area 3	Tobacco User/Non-Tobacco User	45	559.88	615.72
	22444PA0010079	Rating Area 3	Tobacco User/Non-Tobacco User	46	581.60	639.76
	22444PA0010079	Rating Area 3	Tobacco User/Non-Tobacco User	47	606.02	666.51
	22444PA0010079	Rating Area 3	Tobacco User/Non-Tobacco User	48	633.94	697.53
	22444PA0010079	Rating Area 3	Tobacco User/Non-Tobacco User	49	661.47	727.77
	22444PA0010079	Rating Area 3	Tobacco User/Non-Tobacco User	50	692.49	761.89
	22444PA0010079	Rating Area 3	Tobacco User/Non-Tobacco User	51	723.12	795.62
	22444PA0010079	Rating Area 3	Tobacco User/Non-Tobacco User	52	756.85	832.46
	22444PA0010079	Rating Area 3	Tobacco User/Non-Tobacco User	53	790.97	870.07
	22444PA0010079	Rating Area 3	Tobacco User/Non-Tobacco User	54	827.81	910.39
	22444PA0010079	Rating Area 3	Tobacco User/Non-Tobacco User	55	864.64	951.10
	22444PA0010079	Rating Area 3	Tobacco User/Non-Tobacco User	56	904.58	994.92
	22444PA0010079	Rating Area 3	Tobacco User/Non-Tobacco User	57	944.90	1039.51
	22444PA0010079	Rating Area 3	Tobacco User/Non-Tobacco User	58	987.94	1086.81
	22444PA0010079	Rating Area 3	Tobacco User/Non-Tobacco User	59	1009.26	1110.07
	22444PA0010079	Rating Area 3	Tobacco User/Non-Tobacco User	60	1052.30	1157.38
	22444PA0010079	Rating Area 3	Tobacco User/Non-Tobacco User	61	1089.52	1198.48
	22444PA0010079	Rating Area 3	Tobacco User/Non-Tobacco User	62	1113.95	1225.23
	22444PA0010079	Rating Area 3	Tobacco User/Non-Tobacco User	63	1144.58	1258.96
	22444PA0010079	Rating Area 3	Tobacco User/Non-Tobacco User	64 and over	1163.19	1279.51
	22444PA0010080	Rating Area 6	Tobacco User/Non-Tobacco User	0-14	386.85	386.85
	22444PA0010080	Rating Area 6	Tobacco User/Non-Tobacco User	15	421.23	421.23
	22444PA0010080	Rating Area 6	Tobacco User/Non-Tobacco User	16	434.38	434.38
	22444PA0010080	Rating Area 6	Tobacco User/Non-Tobacco User	17	447.53	447.53
	22444PA0010080	Rating Area 6	Tobacco User/Non-Tobacco User	18	461.69	507.70
	22444PA0010080	Rating Area 6	Tobacco User/Non-Tobacco User	19	475.85	523.38
	22444PA0010080	Rating Area 6	Tobacco User/Non-Tobacco User	20	490.51	539.56
	22444PA0010080	Rating Area 6	Tobacco User/Non-Tobacco User	21	505.69	556.25
	22444PA0010080	Rating Area 6	Tobacco User/Non-Tobacco User	22	505.69	556.25
	22444PA0010080	Rating Area 6	Tobacco User/Non-Tobacco User	23	505.69	556.25

	22444PA0010080	Rating Area 6	Tobacco User/Non-Tobacco User	24	505.69	556.25
	22444PA0010080	Rating Area 6	Tobacco User/Non-Tobacco User	25	507.70	558.27
	22444PA0010080	Rating Area 6	Tobacco User/Non-Tobacco User	26	517.82	569.40
	22444PA0010080	Rating Area 6	Tobacco User/Non-Tobacco User	27	529.95	583.05
	22444PA0010080	Rating Area 6	Tobacco User/Non-Tobacco User	28	549.68	604.79
	22444PA0010080	Rating Area 6	Tobacco User/Non-Tobacco User	29	565.86	622.49
	22444PA0010080	Rating Area 6	Tobacco User/Non-Tobacco User	30	573.95	631.60
	22444PA0010080	Rating Area 6	Tobacco User/Non-Tobacco User	31	586.08	644.74
	22444PA0010080	Rating Area 6	Tobacco User/Non-Tobacco User	32	598.22	657.89
	22444PA0010080	Rating Area 6	Tobacco User/Non-Tobacco User	33	605.81	666.49
	22444PA0010080	Rating Area 6	Tobacco User/Non-Tobacco User	34	613.90	675.08
	22444PA0010080	Rating Area 6	Tobacco User/Non-Tobacco User	35	617.94	679.64
	22444PA0010080	Rating Area 6	Tobacco User/Non-Tobacco User	36	621.99	684.19
	22444PA0010080	Rating Area 6	Tobacco User/Non-Tobacco User	37	626.03	688.74
	22444PA0010080	Rating Area 6	Tobacco User/Non-Tobacco User	38	630.08	693.29
	22444PA0010080	Rating Area 6	Tobacco User/Non-Tobacco User	39	638.17	701.89
	22444PA0010080	Rating Area 6	Tobacco User/Non-Tobacco User	40	646.26	710.99
	22444PA0010080	Rating Area 6	Tobacco User/Non-Tobacco User	41	658.40	724.14
	22444PA0010080	Rating Area 6	Tobacco User/Non-Tobacco User	42	670.03	737.28
	22444PA0010080	Rating Area 6	Tobacco User/Non-Tobacco User	43	686.21	754.98
	22444PA0010080	Rating Area 6	Tobacco User/Non-Tobacco User	44	706.44	777.23
	22444PA0010080	Rating Area 6	Tobacco User/Non-Tobacco User	45	730.20	803.02
	22444PA0010080	Rating Area 6	Tobacco User/Non-Tobacco User	46	758.52	834.37
	22444PA0010080	Rating Area 6	Tobacco User/Non-Tobacco User	47	790.38	869.27
	22444PA0010080	Rating Area 6	Tobacco User/Non-Tobacco User	48	826.79	909.72
	22444PA0010080	Rating Area 6	Tobacco User/Non-Tobacco User	49	862.69	949.16
	22444PA0010080	Rating Area 6	Tobacco User/Non-Tobacco User	50	903.15	993.66
	22444PA0010080	Rating Area 6	Tobacco User/Non-Tobacco User	51	943.10	1037.66
	22444PA0010080	Rating Area 6	Tobacco User/Non-Tobacco User	52	987.09	1085.70
	22444PA0010080	Rating Area 6	Tobacco User/Non-Tobacco User	53	1031.59	1134.75
	22444PA0010080	Rating Area 6	Tobacco User/Non-Tobacco User	54	1079.63	1187.34
	22444PA0010080	Rating Area 6	Tobacco User/Non-Tobacco User	55	1127.67	1240.44
	22444PA0010080	Rating Area 6	Tobacco User/Non-Tobacco User	56	1179.75	1297.58
	22444PA0010080	Rating Area 6	Tobacco User/Non-Tobacco User	57	1232.35	1355.73
	22444PA0010080	Rating Area 6	Tobacco User/Non-Tobacco User	58	1288.48	1417.42
	22444PA0010080	Rating Area 6	Tobacco User/Non-Tobacco User	59	1316.29	1447.77
	22444PA0010080	Rating Area 6	Tobacco User/Non-Tobacco User	60	1372.42	1509.46
	22444PA0010080	Rating Area 6	Tobacco User/Non-Tobacco User	61	1420.96	1563.06
	22444PA0010080	Rating Area 6	Tobacco User/Non-Tobacco User	62	1452.82	1597.95
	22444PA0010080	Rating Area 6	Tobacco User/Non-Tobacco User	63	1492.77	1641.95
	22444PA0010080	Rating Area 6	Tobacco User/Non-Tobacco User	64 and over	1517.04	1668.75
	22444PA0010081	Rating Area 3	Tobacco User/Non-Tobacco User	0-14	296.61	296.61
	22444PA0010081	Rating Area 3	Tobacco User/Non-Tobacco User	15	322.98	322.98
	22444PA0010081	Rating Area 3	Tobacco User/Non-Tobacco User	16	333.06	333.06
	22444PA0010081	Rating Area 3	Tobacco User/Non-Tobacco User	17	343.14	343.14
	22444PA0010081	Rating Area 3	Tobacco User/Non-Tobacco User	18	354.00	389.28
	22444PA0010081	Rating Area 3	Tobacco User/Non-Tobacco User	19	364.85	401.30
	22444PA0010081	Rating Area 3	Tobacco User/Non-Tobacco User	20	376.10	413.71
	22444PA0010081	Rating Area 3	Tobacco User/Non-Tobacco User	21	387.74	426.51
	22444PA0010081	Rating Area 3	Tobacco User/Non-Tobacco User	22	387.74	426.51
	22444PA0010081	Rating Area 3	Tobacco User/Non-Tobacco User	23	387.74	426.51
	22444PA0010081	Rating Area 3	Tobacco User/Non-Tobacco User	24	387.74	426.51
	22444PA0010081	Rating Area 3	Tobacco User/Non-Tobacco User	25	389.28	428.05
	22444PA0010081	Rating Area 3	Tobacco User/Non-Tobacco User	26	397.04	436.58
	22444PA0010081	Rating Area 3	Tobacco User/Non-Tobacco User	27	406.34	447.05
	22444PA0010081	Rating Area 3	Tobacco User/Non-Tobacco User	28	421.46	463.73
	22444PA0010081	Rating Area 3	Tobacco User/Non-Tobacco User	29	433.87	477.30
	22444PA0010081	Rating Area 3	Tobacco User/Non-Tobacco User	30	440.07	484.28
	22444PA0010081	Rating Area 3	Tobacco User/Non-Tobacco User	31	449.38	494.36
	22444PA0010081	Rating Area 3	Tobacco User/Non-Tobacco User	32	458.69	504.44
	22444PA0010081	Rating Area 3	Tobacco User/Non-Tobacco User	33	464.50	511.03
	22444PA0010081	Rating Area 3	Tobacco User/Non-Tobacco User	34	470.71	517.62
	22444PA0010081	Rating Area 3	Tobacco User/Non-Tobacco User	35	473.81	521.11
	22444PA0010081	Rating Area 3	Tobacco User/Non-Tobacco User	36	476.91	524.60

	22444PA0010081	Rating Area 3	Tobacco User/Non-Tobacco User	37	480.01	528.09
	22444PA0010081	Rating Area 3	Tobacco User/Non-Tobacco User	38	483.11	531.58
	22444PA0010081	Rating Area 3	Tobacco User/Non-Tobacco User	39	489.32	538.17
	22444PA0010081	Rating Area 3	Tobacco User/Non-Tobacco User	40	495.52	545.15
	22444PA0010081	Rating Area 3	Tobacco User/Non-Tobacco User	41	504.83	555.23
	22444PA0010081	Rating Area 3	Tobacco User/Non-Tobacco User	42	513.74	565.31
	22444PA0010081	Rating Area 3	Tobacco User/Non-Tobacco User	43	526.15	578.88
	22444PA0010081	Rating Area 3	Tobacco User/Non-Tobacco User	44	541.66	595.94
	22444PA0010081	Rating Area 3	Tobacco User/Non-Tobacco User	45	559.88	615.72
	22444PA0010081	Rating Area 3	Tobacco User/Non-Tobacco User	46	581.60	639.76
	22444PA0010081	Rating Area 3	Tobacco User/Non-Tobacco User	47	606.02	666.51
	22444PA0010081	Rating Area 3	Tobacco User/Non-Tobacco User	48	633.94	697.53
	22444PA0010081	Rating Area 3	Tobacco User/Non-Tobacco User	49	661.47	727.77
	22444PA0010081	Rating Area 3	Tobacco User/Non-Tobacco User	50	692.49	761.89
	22444PA0010081	Rating Area 3	Tobacco User/Non-Tobacco User	51	723.12	795.62
	22444PA0010081	Rating Area 3	Tobacco User/Non-Tobacco User	52	756.85	832.46
	22444PA0010081	Rating Area 3	Tobacco User/Non-Tobacco User	53	790.97	870.07
	22444PA0010081	Rating Area 3	Tobacco User/Non-Tobacco User	54	827.81	910.39
	22444PA0010081	Rating Area 3	Tobacco User/Non-Tobacco User	55	864.64	951.10
	22444PA0010081	Rating Area 3	Tobacco User/Non-Tobacco User	56	904.58	994.92
	22444PA0010081	Rating Area 3	Tobacco User/Non-Tobacco User	57	944.90	1039.51
	22444PA0010081	Rating Area 3	Tobacco User/Non-Tobacco User	58	987.94	1086.81
	22444PA0010081	Rating Area 3	Tobacco User/Non-Tobacco User	59	1009.26	1110.07
	22444PA0010081	Rating Area 3	Tobacco User/Non-Tobacco User	60	1052.30	1157.38
	22444PA0010081	Rating Area 3	Tobacco User/Non-Tobacco User	61	1089.52	1198.48
	22444PA0010081	Rating Area 3	Tobacco User/Non-Tobacco User	62	1113.95	1225.23
	22444PA0010081	Rating Area 3	Tobacco User/Non-Tobacco User	63	1144.58	1258.96
	22444PA0010081	Rating Area 3	Tobacco User/Non-Tobacco User	64 and over	1163.19	1279.51
	22444PA0010082	Rating Area 5	Tobacco User/Non-Tobacco User	0-14	305.51	305.51
	22444PA0010082	Rating Area 5	Tobacco User/Non-Tobacco User	15	332.67	332.67
	22444PA0010082	Rating Area 5	Tobacco User/Non-Tobacco User	16	343.05	343.05
	22444PA0010082	Rating Area 5	Tobacco User/Non-Tobacco User	17	353.44	353.44
	22444PA0010082	Rating Area 5	Tobacco User/Non-Tobacco User	18	364.62	400.96
	22444PA0010082	Rating Area 5	Tobacco User/Non-Tobacco User	19	375.80	413.34
	22444PA0010082	Rating Area 5	Tobacco User/Non-Tobacco User	20	387.38	426.12
	22444PA0010082	Rating Area 5	Tobacco User/Non-Tobacco User	21	399.37	439.31
	22444PA0010082	Rating Area 5	Tobacco User/Non-Tobacco User	22	399.37	439.31
	22444PA0010082	Rating Area 5	Tobacco User/Non-Tobacco User	23	399.37	439.31
	22444PA0010082	Rating Area 5	Tobacco User/Non-Tobacco User	24	399.37	439.31
	22444PA0010082	Rating Area 5	Tobacco User/Non-Tobacco User	25	400.96	440.90
	22444PA0010082	Rating Area 5	Tobacco User/Non-Tobacco User	26	408.95	449.68
	22444PA0010082	Rating Area 5	Tobacco User/Non-Tobacco User	27	418.53	460.47
	22444PA0010082	Rating Area 5	Tobacco User/Non-Tobacco User	28	434.11	477.64
	22444PA0010082	Rating Area 5	Tobacco User/Non-Tobacco User	29	446.89	491.62
	22444PA0010082	Rating Area 5	Tobacco User/Non-Tobacco User	30	453.28	498.81
	22444PA0010082	Rating Area 5	Tobacco User/Non-Tobacco User	31	462.86	509.19
	22444PA0010082	Rating Area 5	Tobacco User/Non-Tobacco User	32	472.45	519.57
	22444PA0010082	Rating Area 5	Tobacco User/Non-Tobacco User	33	478.44	526.36
	22444PA0010082	Rating Area 5	Tobacco User/Non-Tobacco User	34	484.83	533.15
	22444PA0010082	Rating Area 5	Tobacco User/Non-Tobacco User	35	488.02	536.74
	22444PA0010082	Rating Area 5	Tobacco User/Non-Tobacco User	36	491.22	540.34
	22444PA0010082	Rating Area 5	Tobacco User/Non-Tobacco User	37	494.41	543.93
	22444PA0010082	Rating Area 5	Tobacco User/Non-Tobacco User	38	497.61	547.53
	22444PA0010082	Rating Area 5	Tobacco User/Non-Tobacco User	39	504.00	554.32
	22444PA0010082	Rating Area 5	Tobacco User/Non-Tobacco User	40	510.39	561.51
	22444PA0010082	Rating Area 5	Tobacco User/Non-Tobacco User	41	519.97	571.89
	22444PA0010082	Rating Area 5	Tobacco User/Non-Tobacco User	42	529.16	582.27
	22444PA0010082	Rating Area 5	Tobacco User/Non-Tobacco User	43	541.94	596.25
	22444PA0010082	Rating Area 5	Tobacco User/Non-Tobacco User	44	557.91	613.82
	22444PA0010082	Rating Area 5	Tobacco User/Non-Tobacco User	45	576.68	634.19
	22444PA0010082	Rating Area 5	Tobacco User/Non-Tobacco User	46	599.05	658.95
	22444PA0010082	Rating Area 5	Tobacco User/Non-Tobacco User	47	624.21	686.51
	22444PA0010082	Rating Area 5	Tobacco User/Non-Tobacco User	48	652.96	718.46
	22444PA0010082	Rating Area 5	Tobacco User/Non-Tobacco User	49	681.31	749.61

22444PA0010082	Rating Area 5	Tobacco User/Non-Tobacco User	50	713.26	784.75
			51	744.81	819.49
			52	779.56	857.43
			53	814.70	896.17
			54	852.64	937.71
			55	890.58	979.64
			56	931.72	1024.77
			57	973.25	1070.69
			58	1017.58	1119.42
			59	1039.54	1143.38
			60	1083.87	1192.10
			61	1122.21	1234.43
			62	1147.37	1261.99
			63	1178.92	1296.73
			64 and over	1198.09	1317.90
22444PA0010083	Rating Area 2	Tobacco User/Non-Tobacco User	0-14	298.53	298.53
22444PA0010083	Rating Area 2	Tobacco User/Non-Tobacco User	15	325.07	325.07
			16	335.22	335.22
			17	345.36	345.36
			18	356.29	391.80
			19	367.22	403.90
			20	378.53	416.39
			21	390.25	429.27
			22	390.25	429.27
			23	390.25	429.27
			24	390.25	429.27
			25	391.80	430.83
			26	399.61	439.41
			27	408.97	449.95
			28	424.19	466.73
			29	436.68	480.39
			30	442.92	487.41
			31	452.29	497.56
			32	461.65	507.70
			33	467.51	514.34
			34	473.75	520.97
			35	476.87	524.48
			36	480.00	528.00
			37	483.12	531.51
			38	486.24	535.02
			39	492.48	541.65
			40	498.73	548.68
			41	508.09	558.82
			42	517.07	568.97
			43	529.56	582.63
			44	545.17	599.80
			45	563.51	619.70
			46	585.36	643.90
			47	609.95	670.82
			48	638.04	702.04
			49	665.75	732.48
			50	696.97	766.82
			51	727.80	800.77
			52	761.75	837.85
			53	796.09	875.70
			54	833.16	916.28
			55	870.24	957.26
			56	910.43	1001.36
			57	951.02	1046.23
			58	994.33	1093.84
			59	1015.80	1117.26
			60	1059.11	1164.87
			61	1096.58	1206.23
			62	1121.16	1233.16

22444PA0010083		Rating Area 2	Tobacco User/Non-Tobacco User	63	1151.99	1267.11
22444PA0010083		Rating Area 2	Tobacco User/Non-Tobacco User	64 and over	1170.72	1287.79
22444PA0010084		Rating Area 3	Tobacco User/Non-Tobacco User	0-14	294.09	294.09
22444PA0010084	Rating Area 3		Tobacco User/Non-Tobacco User	15	320.23	320.23
22444PA0010084	Rating Area 3		Tobacco User/Non-Tobacco User	16	330.23	330.23
22444PA0010084	Rating Area 3		Tobacco User/Non-Tobacco User	17	340.22	340.22
22444PA0010084	Rating Area 3		Tobacco User/Non-Tobacco User	18	350.99	385.97
22444PA0010084	Rating Area 3		Tobacco User/Non-Tobacco User	19	361.75	397.89
22444PA0010084	Rating Area 3		Tobacco User/Non-Tobacco User	20	372.90	410.19
22444PA0010084	Rating Area 3		Tobacco User/Non-Tobacco User	21	384.44	422.88
22444PA0010084	Rating Area 3		Tobacco User/Non-Tobacco User	22	384.44	422.88
22444PA0010084	Rating Area 3		Tobacco User/Non-Tobacco User	23	384.44	422.88
22444PA0010084	Rating Area 3		Tobacco User/Non-Tobacco User	24	384.44	422.88
22444PA0010084	Rating Area 3		Tobacco User/Non-Tobacco User	25	385.97	424.42
22444PA0010084	Rating Area 3		Tobacco User/Non-Tobacco User	26	393.66	432.87
22444PA0010084	Rating Area 3		Tobacco User/Non-Tobacco User	27	402.89	443.25
22444PA0010084	Rating Area 3		Tobacco User/Non-Tobacco User	28	417.88	459.78
22444PA0010084	Rating Area 3		Tobacco User/Non-Tobacco User	29	430.18	473.24
22444PA0010084	Rating Area 3		Tobacco User/Non-Tobacco User	30	436.33	480.16
22444PA0010084	Rating Area 3		Tobacco User/Non-Tobacco User	31	445.56	490.15
22444PA0010084	Rating Area 3		Tobacco User/Non-Tobacco User	32	454.79	500.15
22444PA0010084	Rating Area 3		Tobacco User/Non-Tobacco User	33	460.55	506.68
22444PA0010084	Rating Area 3		Tobacco User/Non-Tobacco User	34	466.70	513.22
22444PA0010084	Rating Area 3		Tobacco User/Non-Tobacco User	35	469.78	516.68
22444PA0010084	Rating Area 3		Tobacco User/Non-Tobacco User	36	472.85	520.14
22444PA0010084	Rating Area 3		Tobacco User/Non-Tobacco User	37	475.93	523.60
22444PA0010084	Rating Area 3		Tobacco User/Non-Tobacco User	38	479.01	527.06
22444PA0010084	Rating Area 3		Tobacco User/Non-Tobacco User	39	485.16	533.59
22444PA0010084	Rating Area 3		Tobacco User/Non-Tobacco User	40	491.31	540.51
22444PA0010084	Rating Area 3		Tobacco User/Non-Tobacco User	41	500.53	550.51
22444PA0010084	Rating Area 3		Tobacco User/Non-Tobacco User	42	509.38	560.51
22444PA0010084	Rating Area 3		Tobacco User/Non-Tobacco User	43	521.68	573.96
22444PA0010084	Rating Area 3		Tobacco User/Non-Tobacco User	44	537.05	590.88
22444PA0010084	Rating Area 3		Tobacco User/Non-Tobacco User	45	555.12	610.48
22444PA0010084	Rating Area 3		Tobacco User/Non-Tobacco User	46	576.65	634.32
22444PA0010084	Rating Area 3		Tobacco User/Non-Tobacco User	47	600.87	660.84
22444PA0010084	Rating Area 3		Tobacco User/Non-Tobacco User	48	628.55	691.60
22444PA0010084	Rating Area 3		Tobacco User/Non-Tobacco User	49	655.84	721.58
22444PA0010084	Rating Area 3		Tobacco User/Non-Tobacco User	50	686.60	755.41
22444PA0010084	Rating Area 3		Tobacco User/Non-Tobacco User	51	716.97	788.86
22444PA0010084	Rating Area 3		Tobacco User/Non-Tobacco User	52	750.42	825.38
22444PA0010084	Rating Area 3		Tobacco User/Non-Tobacco User	53	784.25	862.67
22444PA0010084	Rating Area 3		Tobacco User/Non-Tobacco User	54	820.77	902.65
22444PA0010084	Rating Area 3		Tobacco User/Non-Tobacco User	55	857.29	943.02
22444PA0010084	Rating Area 3		Tobacco User/Non-Tobacco User	56	896.89	986.46
22444PA0010084	Rating Area 3		Tobacco User/Non-Tobacco User	57	936.87	1030.67
22444PA0010084	Rating Area 3		Tobacco User/Non-Tobacco User	58	979.54	1077.57
22444PA0010084	Rating Area 3		Tobacco User/Non-Tobacco User	59	1000.68	1100.64
22444PA0010084	Rating Area 3		Tobacco User/Non-Tobacco User	60	1043.35	1147.54
22444PA0010084	Rating Area 3		Tobacco User/Non-Tobacco User	61	1080.26	1188.29
22444PA0010084	Rating Area 3		Tobacco User/Non-Tobacco User	62	1104.48	1214.81
22444PA0010084	Rating Area 3		Tobacco User/Non-Tobacco User	63	1134.85	1248.26
22444PA0010084	Rating Area 3		Tobacco User/Non-Tobacco User	64 and over	1153.30	1268.63
22444PA0010085		Rating Area 6	Tobacco User/Non-Tobacco User	0-14	383.56	383.56
22444PA0010085	Rating Area 6		Tobacco User/Non-Tobacco User	15	417.65	417.65
22444PA0010085	Rating Area 6		Tobacco User/Non-Tobacco User	16	430.69	430.69
22444PA0010085	Rating Area 6		Tobacco User/Non-Tobacco User	17	443.72	443.72
22444PA0010085	Rating Area 6		Tobacco User/Non-Tobacco User	18	457.76	503.39
22444PA0010085	Rating Area 6		Tobacco User/Non-Tobacco User	19	471.80	518.93
22444PA0010085	Rating Area 6		Tobacco User/Non-Tobacco User	20	486.34	534.97
22444PA0010085	Rating Area 6		Tobacco User/Non-Tobacco User	21	501.39	551.53
22444PA0010085	Rating Area 6		Tobacco User/Non-Tobacco User	22	501.39	551.53
22444PA0010085	Rating Area 6		Tobacco User/Non-Tobacco User	23	501.39	551.53
22444PA0010085	Rating Area 6		Tobacco User/Non-Tobacco User	24	501.39	551.53

	22444PA0010085	Rating Area 6	Tobacco User/Non-Tobacco User	25	503.39	553.53
	22444PA0010085	Rating Area 6	Tobacco User/Non-Tobacco User	26	513.42	564.56
	22444PA0010085	Rating Area 6	Tobacco User/Non-Tobacco User	27	525.45	578.09
	22444PA0010085	Rating Area 6	Tobacco User/Non-Tobacco User	28	545.00	599.65
	22444PA0010085	Rating Area 6	Tobacco User/Non-Tobacco User	29	561.05	617.20
	22444PA0010085	Rating Area 6	Tobacco User/Non-Tobacco User	30	569.07	626.23
	22444PA0010085	Rating Area 6	Tobacco User/Non-Tobacco User	31	581.10	639.26
	22444PA0010085	Rating Area 6	Tobacco User/Non-Tobacco User	32	593.13	652.30
	22444PA0010085	Rating Area 6	Tobacco User/Non-Tobacco User	33	600.66	660.82
	22444PA0010085	Rating Area 6	Tobacco User/Non-Tobacco User	34	608.68	669.34
	22444PA0010085	Rating Area 6	Tobacco User/Non-Tobacco User	35	612.69	673.86
	22444PA0010085	Rating Area 6	Tobacco User/Non-Tobacco User	36	616.70	678.37
	22444PA0010085	Rating Area 6	Tobacco User/Non-Tobacco User	37	620.71	682.88
	22444PA0010085	Rating Area 6	Tobacco User/Non-Tobacco User	38	624.72	687.39
	22444PA0010085	Rating Area 6	Tobacco User/Non-Tobacco User	39	632.74	695.92
	22444PA0010085	Rating Area 6	Tobacco User/Non-Tobacco User	40	640.77	704.94
	22444PA0010085	Rating Area 6	Tobacco User/Non-Tobacco User	41	652.80	717.98
	22444PA0010085	Rating Area 6	Tobacco User/Non-Tobacco User	42	664.33	731.01
	22444PA0010085	Rating Area 6	Tobacco User/Non-Tobacco User	43	680.38	748.56
	22444PA0010085	Rating Area 6	Tobacco User/Non-Tobacco User	44	700.43	770.62
	22444PA0010085	Rating Area 6	Tobacco User/Non-Tobacco User	45	724.00	796.19
	22444PA0010085	Rating Area 6	Tobacco User/Non-Tobacco User	46	752.07	827.28
	22444PA0010085	Rating Area 6	Tobacco User/Non-Tobacco User	47	783.66	861.88
	22444PA0010085	Rating Area 6	Tobacco User/Non-Tobacco User	48	819.76	901.99
	22444PA0010085	Rating Area 6	Tobacco User/Non-Tobacco User	49	855.36	941.09
	22444PA0010085	Rating Area 6	Tobacco User/Non-Tobacco User	50	895.47	985.22
	22444PA0010085	Rating Area 6	Tobacco User/Non-Tobacco User	51	935.08	1028.84
	22444PA0010085	Rating Area 6	Tobacco User/Non-Tobacco User	52	978.70	1076.47
	22444PA0010085	Rating Area 6	Tobacco User/Non-Tobacco User	53	1022.82	1125.10
	22444PA0010085	Rating Area 6	Tobacco User/Non-Tobacco User	54	1070.45	1177.24
	22444PA0010085	Rating Area 6	Tobacco User/Non-Tobacco User	55	1118.08	1229.89
	22444PA0010085	Rating Area 6	Tobacco User/Non-Tobacco User	56	1169.72	1286.55
	22444PA0010085	Rating Area 6	Tobacco User/Non-Tobacco User	57	1221.87	1344.21
	22444PA0010085	Rating Area 6	Tobacco User/Non-Tobacco User	58	1277.52	1405.37
	22444PA0010085	Rating Area 6	Tobacco User/Non-Tobacco User	59	1305.10	1435.46
	22444PA0010085	Rating Area 6	Tobacco User/Non-Tobacco User	60	1360.75	1496.63
	22444PA0010085	Rating Area 6	Tobacco User/Non-Tobacco User	61	1408.88	1549.77
	22444PA0010085	Rating Area 6	Tobacco User/Non-Tobacco User	62	1440.47	1584.37
	22444PA0010085	Rating Area 6	Tobacco User/Non-Tobacco User	63	1480.08	1627.99
	22444PA0010085	Rating Area 6	Tobacco User/Non-Tobacco User	64 and over	1504.15	1654.56
	22444PA0010086	Rating Area 3	Tobacco User/Non-Tobacco User	0-14	294.09	294.09
	22444PA0010086	Rating Area 3	Tobacco User/Non-Tobacco User	15	320.23	320.23
	22444PA0010086	Rating Area 3	Tobacco User/Non-Tobacco User	16	330.23	330.23
	22444PA0010086	Rating Area 3	Tobacco User/Non-Tobacco User	17	340.22	340.22
	22444PA0010086	Rating Area 3	Tobacco User/Non-Tobacco User	18	350.99	385.97
	22444PA0010086	Rating Area 3	Tobacco User/Non-Tobacco User	19	361.75	397.89
	22444PA0010086	Rating Area 3	Tobacco User/Non-Tobacco User	20	372.90	410.19
	22444PA0010086	Rating Area 3	Tobacco User/Non-Tobacco User	21	384.44	422.88
	22444PA0010086	Rating Area 3	Tobacco User/Non-Tobacco User	22	384.44	422.88
	22444PA0010086	Rating Area 3	Tobacco User/Non-Tobacco User	23	384.44	422.88
	22444PA0010086	Rating Area 3	Tobacco User/Non-Tobacco User	24	384.44	422.88
	22444PA0010086	Rating Area 3	Tobacco User/Non-Tobacco User	25	385.97	424.42
	22444PA0010086	Rating Area 3	Tobacco User/Non-Tobacco User	26	393.66	432.87
	22444PA0010086	Rating Area 3	Tobacco User/Non-Tobacco User	27	402.89	443.25
	22444PA0010086	Rating Area 3	Tobacco User/Non-Tobacco User	28	417.88	459.78
	22444PA0010086	Rating Area 3	Tobacco User/Non-Tobacco User	29	430.18	473.24
	22444PA0010086	Rating Area 3	Tobacco User/Non-Tobacco User	30	436.33	480.16
	22444PA0010086	Rating Area 3	Tobacco User/Non-Tobacco User	31	445.56	490.15
	22444PA0010086	Rating Area 3	Tobacco User/Non-Tobacco User	32	454.79	500.15
	22444PA0010086	Rating Area 3	Tobacco User/Non-Tobacco User	33	460.55	506.68
	22444PA0010086	Rating Area 3	Tobacco User/Non-Tobacco User	34	466.70	513.22
	22444PA0010086	Rating Area 3	Tobacco User/Non-Tobacco User	35	469.78	516.68
	22444PA0010086	Rating Area 3	Tobacco User/Non-Tobacco User	36	472.85	520.14
	22444PA0010086	Rating Area 3	Tobacco User/Non-Tobacco User	37	475.93	523.60

	22444PA0010086	Rating Area 3	Tobacco User/Non-Tobacco User	38	479.01	527.06
	22444PA0010086	Rating Area 3	Tobacco User/Non-Tobacco User	39	485.16	533.59
	22444PA0010086	Rating Area 3	Tobacco User/Non-Tobacco User	40	491.31	540.51
	22444PA0010086	Rating Area 3	Tobacco User/Non-Tobacco User	41	500.53	550.51
	22444PA0010086	Rating Area 3	Tobacco User/Non-Tobacco User	42	509.38	560.51
	22444PA0010086	Rating Area 3	Tobacco User/Non-Tobacco User	43	521.68	573.96
	22444PA0010086	Rating Area 3	Tobacco User/Non-Tobacco User	44	537.05	590.88
	22444PA0010086	Rating Area 3	Tobacco User/Non-Tobacco User	45	555.12	610.48
	22444PA0010086	Rating Area 3	Tobacco User/Non-Tobacco User	46	576.65	634.32
	22444PA0010086	Rating Area 3	Tobacco User/Non-Tobacco User	47	600.87	660.84
	22444PA0010086	Rating Area 3	Tobacco User/Non-Tobacco User	48	628.55	691.60
	22444PA0010086	Rating Area 3	Tobacco User/Non-Tobacco User	49	655.84	721.58
	22444PA0010086	Rating Area 3	Tobacco User/Non-Tobacco User	50	686.60	755.41
	22444PA0010086	Rating Area 3	Tobacco User/Non-Tobacco User	51	716.97	788.86
	22444PA0010086	Rating Area 3	Tobacco User/Non-Tobacco User	52	750.42	825.38
	22444PA0010086	Rating Area 3	Tobacco User/Non-Tobacco User	53	784.25	862.67
	22444PA0010086	Rating Area 3	Tobacco User/Non-Tobacco User	54	820.77	902.65
	22444PA0010086	Rating Area 3	Tobacco User/Non-Tobacco User	55	857.29	943.02
	22444PA0010086	Rating Area 3	Tobacco User/Non-Tobacco User	56	896.89	986.46
	22444PA0010086	Rating Area 3	Tobacco User/Non-Tobacco User	57	936.87	1030.67
	22444PA0010086	Rating Area 3	Tobacco User/Non-Tobacco User	58	979.54	1077.57
	22444PA0010086	Rating Area 3	Tobacco User/Non-Tobacco User	59	1000.68	1100.64
	22444PA0010086	Rating Area 3	Tobacco User/Non-Tobacco User	60	1043.35	1147.54
	22444PA0010086	Rating Area 3	Tobacco User/Non-Tobacco User	61	1080.26	1188.29
	22444PA0010086	Rating Area 3	Tobacco User/Non-Tobacco User	62	1104.48	1214.81
	22444PA0010086	Rating Area 3	Tobacco User/Non-Tobacco User	63	1134.85	1248.26
	22444PA0010086	Rating Area 3	Tobacco User/Non-Tobacco User	64 and over	1153.30	1268.63
	22444PA0010087	Rating Area 6	Tobacco User/Non-Tobacco User	0-14	383.56	383.56
	22444PA0010087	Rating Area 6	Tobacco User/Non-Tobacco User	15	417.65	417.65
	22444PA0010087	Rating Area 6	Tobacco User/Non-Tobacco User	16	430.69	430.69
	22444PA0010087	Rating Area 6	Tobacco User/Non-Tobacco User	17	443.72	443.72
	22444PA0010087	Rating Area 6	Tobacco User/Non-Tobacco User	18	457.76	503.39
	22444PA0010087	Rating Area 6	Tobacco User/Non-Tobacco User	19	471.80	518.93
	22444PA0010087	Rating Area 6	Tobacco User/Non-Tobacco User	20	486.34	534.97
	22444PA0010087	Rating Area 6	Tobacco User/Non-Tobacco User	21	501.39	551.53
	22444PA0010087	Rating Area 6	Tobacco User/Non-Tobacco User	22	501.39	551.53
	22444PA0010087	Rating Area 6	Tobacco User/Non-Tobacco User	23	501.39	551.53
	22444PA0010087	Rating Area 6	Tobacco User/Non-Tobacco User	24	501.39	551.53
	22444PA0010087	Rating Area 6	Tobacco User/Non-Tobacco User	25	503.39	553.53
	22444PA0010087	Rating Area 6	Tobacco User/Non-Tobacco User	26	513.42	564.56
	22444PA0010087	Rating Area 6	Tobacco User/Non-Tobacco User	27	525.45	578.09
	22444PA0010087	Rating Area 6	Tobacco User/Non-Tobacco User	28	545.00	599.65
	22444PA0010087	Rating Area 6	Tobacco User/Non-Tobacco User	29	561.05	617.20
	22444PA0010087	Rating Area 6	Tobacco User/Non-Tobacco User	30	569.07	626.23
	22444PA0010087	Rating Area 6	Tobacco User/Non-Tobacco User	31	581.10	639.26
	22444PA0010087	Rating Area 6	Tobacco User/Non-Tobacco User	32	593.13	652.30
	22444PA0010087	Rating Area 6	Tobacco User/Non-Tobacco User	33	600.66	660.82
	22444PA0010087	Rating Area 6	Tobacco User/Non-Tobacco User	34	608.68	669.34
	22444PA0010087	Rating Area 6	Tobacco User/Non-Tobacco User	35	612.69	673.86
	22444PA0010087	Rating Area 6	Tobacco User/Non-Tobacco User	36	616.70	678.37
	22444PA0010087	Rating Area 6	Tobacco User/Non-Tobacco User	37	620.71	682.88
	22444PA0010087	Rating Area 6	Tobacco User/Non-Tobacco User	38	624.72	687.39
	22444PA0010087	Rating Area 6	Tobacco User/Non-Tobacco User	39	632.74	695.92
	22444PA0010087	Rating Area 6	Tobacco User/Non-Tobacco User	40	640.77	704.94
	22444PA0010087	Rating Area 6	Tobacco User/Non-Tobacco User	41	652.80	717.98
	22444PA0010087	Rating Area 6	Tobacco User/Non-Tobacco User	42	664.33	731.01
	22444PA0010087	Rating Area 6	Tobacco User/Non-Tobacco User	43	680.38	748.56
	22444PA0010087	Rating Area 6	Tobacco User/Non-Tobacco User	44	700.43	770.62
	22444PA0010087	Rating Area 6	Tobacco User/Non-Tobacco User	45	724.00	796.19
	22444PA0010087	Rating Area 6	Tobacco User/Non-Tobacco User	46	752.07	827.28
	22444PA0010087	Rating Area 6	Tobacco User/Non-Tobacco User	47	783.66	861.88
	22444PA0010087	Rating Area 6	Tobacco User/Non-Tobacco User	48	819.76	901.99
	22444PA0010087	Rating Area 6	Tobacco User/Non-Tobacco User	49	855.36	941.09
	22444PA0010087	Rating Area 6	Tobacco User/Non-Tobacco User	50	895.47	985.22

	22444PA0010087	Rating Area 6	Tobacco User/Non-Tobacco User	51	935.08	1028.84
	22444PA0010087	Rating Area 6	Tobacco User/Non-Tobacco User	52	978.70	1076.47
	22444PA0010087	Rating Area 6	Tobacco User/Non-Tobacco User	53	1022.82	1125.10
	22444PA0010087	Rating Area 6	Tobacco User/Non-Tobacco User	54	1070.45	1177.24
	22444PA0010087	Rating Area 6	Tobacco User/Non-Tobacco User	55	1118.08	1229.89
	22444PA0010087	Rating Area 6	Tobacco User/Non-Tobacco User	56	1169.72	1286.55
	22444PA0010087	Rating Area 6	Tobacco User/Non-Tobacco User	57	1221.87	1344.21
	22444PA0010087	Rating Area 6	Tobacco User/Non-Tobacco User	58	1277.52	1405.37
	22444PA0010087	Rating Area 6	Tobacco User/Non-Tobacco User	59	1305.10	1435.46
	22444PA0010087	Rating Area 6	Tobacco User/Non-Tobacco User	60	1360.75	1496.63
	22444PA0010087	Rating Area 6	Tobacco User/Non-Tobacco User	61	1408.88	1549.77
	22444PA0010087	Rating Area 6	Tobacco User/Non-Tobacco User	62	1440.47	1584.37
	22444PA0010087	Rating Area 6	Tobacco User/Non-Tobacco User	63	1480.08	1627.99
	22444PA0010087	Rating Area 6	Tobacco User/Non-Tobacco User	64 and over	1504.15	1654.56
	22444PA0010088	Rating Area 3	Tobacco User/Non-Tobacco User	0-14	294.09	294.09
	22444PA0010088	Rating Area 3	Tobacco User/Non-Tobacco User	15	320.23	320.23
	22444PA0010088	Rating Area 3	Tobacco User/Non-Tobacco User	16	330.23	330.23
	22444PA0010088	Rating Area 3	Tobacco User/Non-Tobacco User	17	340.22	340.22
	22444PA0010088	Rating Area 3	Tobacco User/Non-Tobacco User	18	350.99	385.97
	22444PA0010088	Rating Area 3	Tobacco User/Non-Tobacco User	19	361.75	397.89
	22444PA0010088	Rating Area 3	Tobacco User/Non-Tobacco User	20	372.90	410.19
	22444PA0010088	Rating Area 3	Tobacco User/Non-Tobacco User	21	384.44	422.88
	22444PA0010088	Rating Area 3	Tobacco User/Non-Tobacco User	22	384.44	422.88
	22444PA0010088	Rating Area 3	Tobacco User/Non-Tobacco User	23	384.44	422.88
	22444PA0010088	Rating Area 3	Tobacco User/Non-Tobacco User	24	384.44	422.88
	22444PA0010088	Rating Area 3	Tobacco User/Non-Tobacco User	25	385.97	424.42
	22444PA0010088	Rating Area 3	Tobacco User/Non-Tobacco User	26	393.66	432.87
	22444PA0010088	Rating Area 3	Tobacco User/Non-Tobacco User	27	402.89	443.25
	22444PA0010088	Rating Area 3	Tobacco User/Non-Tobacco User	28	417.88	459.78
	22444PA0010088	Rating Area 3	Tobacco User/Non-Tobacco User	29	430.18	473.24
	22444PA0010088	Rating Area 3	Tobacco User/Non-Tobacco User	30	436.33	480.16
	22444PA0010088	Rating Area 3	Tobacco User/Non-Tobacco User	31	445.56	490.15
	22444PA0010088	Rating Area 3	Tobacco User/Non-Tobacco User	32	454.79	500.15
	22444PA0010088	Rating Area 3	Tobacco User/Non-Tobacco User	33	460.55	506.68
	22444PA0010088	Rating Area 3	Tobacco User/Non-Tobacco User	34	466.70	513.22
	22444PA0010088	Rating Area 3	Tobacco User/Non-Tobacco User	35	469.78	516.68
	22444PA0010088	Rating Area 3	Tobacco User/Non-Tobacco User	36	472.85	520.14
	22444PA0010088	Rating Area 3	Tobacco User/Non-Tobacco User	37	475.93	523.60
	22444PA0010088	Rating Area 3	Tobacco User/Non-Tobacco User	38	479.01	527.06
	22444PA0010088	Rating Area 3	Tobacco User/Non-Tobacco User	39	485.16	533.59
	22444PA0010088	Rating Area 3	Tobacco User/Non-Tobacco User	40	491.31	540.51
	22444PA0010088	Rating Area 3	Tobacco User/Non-Tobacco User	41	500.53	550.51
	22444PA0010088	Rating Area 3	Tobacco User/Non-Tobacco User	42	509.38	560.51
	22444PA0010088	Rating Area 3	Tobacco User/Non-Tobacco User	43	521.68	573.96
	22444PA0010088	Rating Area 3	Tobacco User/Non-Tobacco User	44	537.05	590.88
	22444PA0010088	Rating Area 3	Tobacco User/Non-Tobacco User	45	555.12	610.48
	22444PA0010088	Rating Area 3	Tobacco User/Non-Tobacco User	46	576.65	634.32
	22444PA0010088	Rating Area 3	Tobacco User/Non-Tobacco User	47	600.87	660.84
	22444PA0010088	Rating Area 3	Tobacco User/Non-Tobacco User	48	628.55	691.60
	22444PA0010088	Rating Area 3	Tobacco User/Non-Tobacco User	49	655.84	721.58
	22444PA0010088	Rating Area 3	Tobacco User/Non-Tobacco User	50	686.60	755.41
	22444PA0010088	Rating Area 3	Tobacco User/Non-Tobacco User	51	716.97	788.86
	22444PA0010088	Rating Area 3	Tobacco User/Non-Tobacco User	52	750.42	825.38
	22444PA0010088	Rating Area 3	Tobacco User/Non-Tobacco User	53	784.25	862.67
	22444PA0010088	Rating Area 3	Tobacco User/Non-Tobacco User	54	820.77	902.65
	22444PA0010088	Rating Area 3	Tobacco User/Non-Tobacco User	55	857.29	943.02
	22444PA0010088	Rating Area 3	Tobacco User/Non-Tobacco User	56	896.89	986.46
	22444PA0010088	Rating Area 3	Tobacco User/Non-Tobacco User	57	936.87	1030.67
	22444PA0010088	Rating Area 3	Tobacco User/Non-Tobacco User	58	979.54	1077.57
	22444PA0010088	Rating Area 3	Tobacco User/Non-Tobacco User	59	1000.68	1100.64
	22444PA0010088	Rating Area 3	Tobacco User/Non-Tobacco User	60	1043.35	1147.54
	22444PA0010088	Rating Area 3	Tobacco User/Non-Tobacco User	61	1080.26	1188.29
	22444PA0010088	Rating Area 3	Tobacco User/Non-Tobacco User	62	1104.48	1214.81
	22444PA0010088	Rating Area 3	Tobacco User/Non-Tobacco User	63	1134.85	1248.26

22444PA0010088	Rating Area 3	Tobacco User/Non-Tobacco User	64 and over	1153.30	1268.63
22444PA0010089	Rating Area 7	Tobacco User/Non-Tobacco User	0-14	389.90	389.90
22444PA0010089	Rating Area 7	Tobacco User/Non-Tobacco User	15	424.56	424.56
22444PA0010089	Rating Area 7	Tobacco User/Non-Tobacco User	16	437.81	437.81
22444PA0010089	Rating Area 7	Tobacco User/Non-Tobacco User	17	451.06	451.06
22444PA0010089	Rating Area 7	Tobacco User/Non-Tobacco User	18	465.33	511.71
22444PA0010089	Rating Area 7	Tobacco User/Non-Tobacco User	19	479.61	527.51
22444PA0010089	Rating Area 7	Tobacco User/Non-Tobacco User	20	494.39	543.82
22444PA0010089	Rating Area 7	Tobacco User/Non-Tobacco User	21	509.68	560.65
22444PA0010089	Rating Area 7	Tobacco User/Non-Tobacco User	22	509.68	560.65
22444PA0010089	Rating Area 7	Tobacco User/Non-Tobacco User	23	509.68	560.65
22444PA0010089	Rating Area 7	Tobacco User/Non-Tobacco User	24	509.68	560.65
22444PA0010089	Rating Area 7	Tobacco User/Non-Tobacco User	25	511.71	562.68
22444PA0010089	Rating Area 7	Tobacco User/Non-Tobacco User	26	521.91	573.90
22444PA0010089	Rating Area 7	Tobacco User/Non-Tobacco User	27	534.14	587.66
22444PA0010089	Rating Area 7	Tobacco User/Non-Tobacco User	28	554.02	609.57
22444PA0010089	Rating Area 7	Tobacco User/Non-Tobacco User	29	570.33	627.41
22444PA0010089	Rating Area 7	Tobacco User/Non-Tobacco User	30	578.48	636.59
22444PA0010089	Rating Area 7	Tobacco User/Non-Tobacco User	31	590.71	649.84
22444PA0010089	Rating Area 7	Tobacco User/Non-Tobacco User	32	602.95	663.09
22444PA0010089	Rating Area 7	Tobacco User/Non-Tobacco User	33	610.59	671.75
22444PA0010089	Rating Area 7	Tobacco User/Non-Tobacco User	34	618.75	680.42
22444PA0010089	Rating Area 7	Tobacco User/Non-Tobacco User	35	622.82	685.00
22444PA0010089	Rating Area 7	Tobacco User/Non-Tobacco User	36	626.90	689.59
22444PA0010089	Rating Area 7	Tobacco User/Non-Tobacco User	37	630.98	694.18
22444PA0010089	Rating Area 7	Tobacco User/Non-Tobacco User	38	635.06	698.77
22444PA0010089	Rating Area 7	Tobacco User/Non-Tobacco User	39	643.21	707.43
22444PA0010089	Rating Area 7	Tobacco User/Non-Tobacco User	40	651.37	716.60
22444PA0010089	Rating Area 7	Tobacco User/Non-Tobacco User	41	663.60	729.86
22444PA0010089	Rating Area 7	Tobacco User/Non-Tobacco User	42	675.32	743.11
22444PA0010089	Rating Area 7	Tobacco User/Non-Tobacco User	43	691.63	760.95
22444PA0010089	Rating Area 7	Tobacco User/Non-Tobacco User	44	712.02	783.37
22444PA0010089	Rating Area 7	Tobacco User/Non-Tobacco User	45	735.97	809.37
22444PA0010089	Rating Area 7	Tobacco User/Non-Tobacco User	46	764.51	840.97
22444PA0010089	Rating Area 7	Tobacco User/Non-Tobacco User	47	796.62	876.13
22444PA0010089	Rating Area 7	Tobacco User/Non-Tobacco User	48	833.32	916.91
22444PA0010089	Rating Area 7	Tobacco User/Non-Tobacco User	49	869.51	956.66
22444PA0010089	Rating Area 7	Tobacco User/Non-Tobacco User	50	910.28	1001.51
22444PA0010089	Rating Area 7	Tobacco User/Non-Tobacco User	51	950.55	1045.86
22444PA0010089	Rating Area 7	Tobacco User/Non-Tobacco User	52	994.89	1094.27
22444PA0010089	Rating Area 7	Tobacco User/Non-Tobacco User	53	1039.74	1143.71
22444PA0010089	Rating Area 7	Tobacco User/Non-Tobacco User	54	1088.16	1196.72
22444PA0010089	Rating Area 7	Tobacco User/Non-Tobacco User	55	1136.58	1250.24
22444PA0010089	Rating Area 7	Tobacco User/Non-Tobacco User	56	1189.07	1307.83
22444PA0010089	Rating Area 7	Tobacco User/Non-Tobacco User	57	1242.08	1366.44
22444PA0010089	Rating Area 7	Tobacco User/Non-Tobacco User	58	1298.65	1428.62
22444PA0010089	Rating Area 7	Tobacco User/Non-Tobacco User	59	1326.69	1459.20
22444PA0010089	Rating Area 7	Tobacco User/Non-Tobacco User	60	1383.26	1521.38
22444PA0010089	Rating Area 7	Tobacco User/Non-Tobacco User	61	1432.19	1575.41
22444PA0010089	Rating Area 7	Tobacco User/Non-Tobacco User	62	1464.30	1610.58
22444PA0010089	Rating Area 7	Tobacco User/Non-Tobacco User	63	1504.56	1654.92
22444PA0010089	Rating Area 7	Tobacco User/Non-Tobacco User	64 and over	1529.03	1681.93
22444PA0010090	Rating Area 5	Tobacco User/Non-Tobacco User	0-14	261.35	261.35
22444PA0010090	Rating Area 5	Tobacco User/Non-Tobacco User	15	284.58	284.58
22444PA0010090	Rating Area 5	Tobacco User/Non-Tobacco User	16	293.46	293.46
22444PA0010090	Rating Area 5	Tobacco User/Non-Tobacco User	17	302.34	302.34
22444PA0010090	Rating Area 5	Tobacco User/Non-Tobacco User	18	311.91	343.00
22444PA0010090	Rating Area 5	Tobacco User/Non-Tobacco User	19	321.48	353.59
22444PA0010090	Rating Area 5	Tobacco User/Non-Tobacco User	20	331.38	364.52
22444PA0010090	Rating Area 5	Tobacco User/Non-Tobacco User	21	341.64	375.80
22444PA0010090	Rating Area 5	Tobacco User/Non-Tobacco User	22	341.64	375.80
22444PA0010090	Rating Area 5	Tobacco User/Non-Tobacco User	23	341.64	375.80
22444PA0010090	Rating Area 5	Tobacco User/Non-Tobacco User	24	341.64	375.80
22444PA0010090	Rating Area 5	Tobacco User/Non-Tobacco User	25	343.00	377.16

	22444PA0010090	Rating Area 5	Tobacco User/Non-Tobacco User	26	349.83	384.68
	22444PA0010090	Rating Area 5	Tobacco User/Non-Tobacco User	27	358.03	393.90
	22444PA0010090	Rating Area 5	Tobacco User/Non-Tobacco User	28	371.35	408.59
	22444PA0010090	Rating Area 5	Tobacco User/Non-Tobacco User	29	382.29	420.55
	22444PA0010090	Rating Area 5	Tobacco User/Non-Tobacco User	30	387.75	426.70
	22444PA0010090	Rating Area 5	Tobacco User/Non-Tobacco User	31	395.95	435.58
	22444PA0010090	Rating Area 5	Tobacco User/Non-Tobacco User	32	404.15	444.46
	22444PA0010090	Rating Area 5	Tobacco User/Non-Tobacco User	33	409.28	450.27
	22444PA0010090	Rating Area 5	Tobacco User/Non-Tobacco User	34	414.74	456.08
	22444PA0010090	Rating Area 5	Tobacco User/Non-Tobacco User	35	417.47	459.15
	22444PA0010090	Rating Area 5	Tobacco User/Non-Tobacco User	36	420.21	462.23
	22444PA0010090	Rating Area 5	Tobacco User/Non-Tobacco User	37	422.94	465.30
	22444PA0010090	Rating Area 5	Tobacco User/Non-Tobacco User	38	425.67	468.38
	22444PA0010090	Rating Area 5	Tobacco User/Non-Tobacco User	39	431.14	474.19
	22444PA0010090	Rating Area 5	Tobacco User/Non-Tobacco User	40	436.61	480.33
	22444PA0010090	Rating Area 5	Tobacco User/Non-Tobacco User	41	444.80	489.22
	22444PA0010090	Rating Area 5	Tobacco User/Non-Tobacco User	42	452.66	498.10
	22444PA0010090	Rating Area 5	Tobacco User/Non-Tobacco User	43	463.59	510.06
	22444PA0010090	Rating Area 5	Tobacco User/Non-Tobacco User	44	477.26	525.09
	22444PA0010090	Rating Area 5	Tobacco User/Non-Tobacco User	45	493.32	542.51
	22444PA0010090	Rating Area 5	Tobacco User/Non-Tobacco User	46	512.45	563.69
	22444PA0010090	Rating Area 5	Tobacco User/Non-Tobacco User	47	533.97	587.27
	22444PA0010090	Rating Area 5	Tobacco User/Non-Tobacco User	48	558.57	614.60
	22444PA0010090	Rating Area 5	Tobacco User/Non-Tobacco User	49	582.82	641.24
	22444PA0010090	Rating Area 5	Tobacco User/Non-Tobacco User	50	610.15	671.31
	22444PA0010090	Rating Area 5	Tobacco User/Non-Tobacco User	51	637.14	701.03
	22444PA0010090	Rating Area 5	Tobacco User/Non-Tobacco User	52	666.87	733.48
	22444PA0010090	Rating Area 5	Tobacco User/Non-Tobacco User	53	696.93	766.62
	22444PA0010090	Rating Area 5	Tobacco User/Non-Tobacco User	54	729.38	802.15
	22444PA0010090	Rating Area 5	Tobacco User/Non-Tobacco User	55	761.84	838.02
	22444PA0010090	Rating Area 5	Tobacco User/Non-Tobacco User	56	797.03	876.63
	22444PA0010090	Rating Area 5	Tobacco User/Non-Tobacco User	57	832.56	915.92
	22444PA0010090	Rating Area 5	Tobacco User/Non-Tobacco User	58	870.48	957.59
	22444PA0010090	Rating Area 5	Tobacco User/Non-Tobacco User	59	889.27	978.09
	22444PA0010090	Rating Area 5	Tobacco User/Non-Tobacco User	60	927.19	1019.77
	22444PA0010090	Rating Area 5	Tobacco User/Non-Tobacco User	61	959.99	1055.98
	22444PA0010090	Rating Area 5	Tobacco User/Non-Tobacco User	62	981.51	1079.56
	22444PA0010090	Rating Area 5	Tobacco User/Non-Tobacco User	63	1008.50	1109.28
	22444PA0010090	Rating Area 5	Tobacco User/Non-Tobacco User	64 and over	1024.90	1127.39
	22444PA0010091	Rating Area 2	Tobacco User/Non-Tobacco User	0-14	255.38	255.38
	22444PA0010091	Rating Area 2	Tobacco User/Non-Tobacco User	15	278.08	278.08
	22444PA0010091	Rating Area 2	Tobacco User/Non-Tobacco User	16	286.76	286.76
	22444PA0010091	Rating Area 2	Tobacco User/Non-Tobacco User	17	295.44	295.44
	22444PA0010091	Rating Area 2	Tobacco User/Non-Tobacco User	18	304.78	335.16
	22444PA0010091	Rating Area 2	Tobacco User/Non-Tobacco User	19	314.13	345.51
	22444PA0010091	Rating Area 2	Tobacco User/Non-Tobacco User	20	323.81	356.19
	22444PA0010091	Rating Area 2	Tobacco User/Non-Tobacco User	21	333.83	367.22
	22444PA0010091	Rating Area 2	Tobacco User/Non-Tobacco User	22	333.83	367.22
	22444PA0010091	Rating Area 2	Tobacco User/Non-Tobacco User	23	333.83	367.22
	22444PA0010091	Rating Area 2	Tobacco User/Non-Tobacco User	24	333.83	367.22
	22444PA0010091	Rating Area 2	Tobacco User/Non-Tobacco User	25	335.16	368.55
	22444PA0010091	Rating Area 2	Tobacco User/Non-Tobacco User	26	341.84	375.89
	22444PA0010091	Rating Area 2	Tobacco User/Non-Tobacco User	27	349.85	384.90
	22444PA0010091	Rating Area 2	Tobacco User/Non-Tobacco User	28	362.87	399.26
	22444PA0010091	Rating Area 2	Tobacco User/Non-Tobacco User	29	373.55	410.94
	22444PA0010091	Rating Area 2	Tobacco User/Non-Tobacco User	30	378.89	416.95
	22444PA0010091	Rating Area 2	Tobacco User/Non-Tobacco User	31	386.91	425.63
	22444PA0010091	Rating Area 2	Tobacco User/Non-Tobacco User	32	394.92	434.31
	22444PA0010091	Rating Area 2	Tobacco User/Non-Tobacco User	33	399.93	439.98
	22444PA0010091	Rating Area 2	Tobacco User/Non-Tobacco User	34	405.27	445.66
	22444PA0010091	Rating Area 2	Tobacco User/Non-Tobacco User	35	407.94	448.66
	22444PA0010091	Rating Area 2	Tobacco User/Non-Tobacco User	36	410.61	451.67
	22444PA0010091	Rating Area 2	Tobacco User/Non-Tobacco User	37	413.28	454.67
	22444PA0010091	Rating Area 2	Tobacco User/Non-Tobacco User	38	415.95	457.68

	22444PA0010091	Rating Area 2	Tobacco User/Non-Tobacco User	39	421.29	463.35
	22444PA0010091	Rating Area 2	Tobacco User/Non-Tobacco User	40	426.63	469.36
	22444PA0010091	Rating Area 2	Tobacco User/Non-Tobacco User	41	434.64	478.04
	22444PA0010091	Rating Area 2	Tobacco User/Non-Tobacco User	42	442.32	486.72
	22444PA0010091	Rating Area 2	Tobacco User/Non-Tobacco User	43	453.00	498.40
	22444PA0010091	Rating Area 2	Tobacco User/Non-Tobacco User	44	466.36	513.09
	22444PA0010091	Rating Area 2	Tobacco User/Non-Tobacco User	45	482.05	530.12
	22444PA0010091	Rating Area 2	Tobacco User/Non-Tobacco User	46	500.74	550.82
	22444PA0010091	Rating Area 2	Tobacco User/Non-Tobacco User	47	521.77	573.85
	22444PA0010091	Rating Area 2	Tobacco User/Non-Tobacco User	48	545.81	600.56
	22444PA0010091	Rating Area 2	Tobacco User/Non-Tobacco User	49	569.51	626.59
	22444PA0010091	Rating Area 2	Tobacco User/Non-Tobacco User	50	596.22	655.97
	22444PA0010091	Rating Area 2	Tobacco User/Non-Tobacco User	51	622.59	685.01
	22444PA0010091	Rating Area 2	Tobacco User/Non-Tobacco User	52	651.63	716.73
	22444PA0010091	Rating Area 2	Tobacco User/Non-Tobacco User	53	681.01	749.11
	22444PA0010091	Rating Area 2	Tobacco User/Non-Tobacco User	54	712.72	783.83
	22444PA0010091	Rating Area 2	Tobacco User/Non-Tobacco User	55	744.43	818.88
	22444PA0010091	Rating Area 2	Tobacco User/Non-Tobacco User	56	778.82	856.60
	22444PA0010091	Rating Area 2	Tobacco User/Non-Tobacco User	57	813.54	894.99
	22444PA0010091	Rating Area 2	Tobacco User/Non-Tobacco User	58	850.59	935.72
	22444PA0010091	Rating Area 2	Tobacco User/Non-Tobacco User	59	868.95	955.75
	22444PA0010091	Rating Area 2	Tobacco User/Non-Tobacco User	60	906.01	996.47
	22444PA0010091	Rating Area 2	Tobacco User/Non-Tobacco User	61	938.05	1031.86
	22444PA0010091	Rating Area 2	Tobacco User/Non-Tobacco User	62	959.09	1054.89
	22444PA0010091	Rating Area 2	Tobacco User/Non-Tobacco User	63	985.46	1083.94
	22444PA0010091	Rating Area 2	Tobacco User/Non-Tobacco User	64 and over	1001.48	1101.63
	22444PA0010092	Rating Area 3	Tobacco User/Non-Tobacco User	0-14	251.58	251.58
	22444PA0010092	Rating Area 3	Tobacco User/Non-Tobacco User	15	273.94	273.94
	22444PA0010092	Rating Area 3	Tobacco User/Non-Tobacco User	16	282.49	282.49
	22444PA0010092	Rating Area 3	Tobacco User/Non-Tobacco User	17	291.04	291.04
	22444PA0010092	Rating Area 3	Tobacco User/Non-Tobacco User	18	300.25	330.18
	22444PA0010092	Rating Area 3	Tobacco User/Non-Tobacco User	19	309.46	340.37
	22444PA0010092	Rating Area 3	Tobacco User/Non-Tobacco User	20	318.99	350.89
	22444PA0010092	Rating Area 3	Tobacco User/Non-Tobacco User	21	328.87	361.75
	22444PA0010092	Rating Area 3	Tobacco User/Non-Tobacco User	22	328.87	361.75
	22444PA0010092	Rating Area 3	Tobacco User/Non-Tobacco User	23	328.87	361.75
	22444PA0010092	Rating Area 3	Tobacco User/Non-Tobacco User	24	328.87	361.75
	22444PA0010092	Rating Area 3	Tobacco User/Non-Tobacco User	25	330.18	363.06
	22444PA0010092	Rating Area 3	Tobacco User/Non-Tobacco User	26	336.75	370.30
	22444PA0010092	Rating Area 3	Tobacco User/Non-Tobacco User	27	344.65	379.18
	22444PA0010092	Rating Area 3	Tobacco User/Non-Tobacco User	28	357.47	393.32
	22444PA0010092	Rating Area 3	Tobacco User/Non-Tobacco User	29	368.00	404.83
	22444PA0010092	Rating Area 3	Tobacco User/Non-Tobacco User	30	373.26	410.75
	22444PA0010092	Rating Area 3	Tobacco User/Non-Tobacco User	31	381.15	419.30
	22444PA0010092	Rating Area 3	Tobacco User/Non-Tobacco User	32	389.04	427.85
	22444PA0010092	Rating Area 3	Tobacco User/Non-Tobacco User	33	393.98	433.44
	22444PA0010092	Rating Area 3	Tobacco User/Non-Tobacco User	34	399.24	439.03
	22444PA0010092	Rating Area 3	Tobacco User/Non-Tobacco User	35	401.87	441.99
	22444PA0010092	Rating Area 3	Tobacco User/Non-Tobacco User	36	404.50	444.95
	22444PA0010092	Rating Area 3	Tobacco User/Non-Tobacco User	37	407.13	447.91
	22444PA0010092	Rating Area 3	Tobacco User/Non-Tobacco User	38	409.76	450.87
	22444PA0010092	Rating Area 3	Tobacco User/Non-Tobacco User	39	415.02	456.46
	22444PA0010092	Rating Area 3	Tobacco User/Non-Tobacco User	40	420.28	462.38
	22444PA0010092	Rating Area 3	Tobacco User/Non-Tobacco User	41	428.18	470.93
	22444PA0010092	Rating Area 3	Tobacco User/Non-Tobacco User	42	435.74	479.48
	22444PA0010092	Rating Area 3	Tobacco User/Non-Tobacco User	43	446.26	490.99
	22444PA0010092	Rating Area 3	Tobacco User/Non-Tobacco User	44	459.42	505.46
	22444PA0010092	Rating Area 3	Tobacco User/Non-Tobacco User	45	474.87	522.23
	22444PA0010092	Rating Area 3	Tobacco User/Non-Tobacco User	46	493.29	542.62
	22444PA0010092	Rating Area 3	Tobacco User/Non-Tobacco User	47	514.01	565.31
	22444PA0010092	Rating Area 3	Tobacco User/Non-Tobacco User	48	537.69	591.62
	22444PA0010092	Rating Area 3	Tobacco User/Non-Tobacco User	49	561.04	617.27
	22444PA0010092	Rating Area 3	Tobacco User/Non-Tobacco User	50	587.35	646.21
	22444PA0010092	Rating Area 3	Tobacco User/Non-Tobacco User	51	613.33	674.82

	22444PA0010092	Rating Area 3	Tobacco User/Non-Tobacco User	52	641.94	706.06
	22444PA0010092	Rating Area 3	Tobacco User/Non-Tobacco User	53	670.88	737.96
	22444PA0010092	Rating Area 3	Tobacco User/Non-Tobacco User	54	702.12	772.16
	22444PA0010092	Rating Area 3	Tobacco User/Non-Tobacco User	55	733.36	806.70
	22444PA0010092	Rating Area 3	Tobacco User/Non-Tobacco User	56	767.23	843.86
	22444PA0010092	Rating Area 3	Tobacco User/Non-Tobacco User	57	801.43	881.68
	22444PA0010092	Rating Area 3	Tobacco User/Non-Tobacco User	58	837.94	921.80
	22444PA0010092	Rating Area 3	Tobacco User/Non-Tobacco User	59	856.02	941.53
	22444PA0010092	Rating Area 3	Tobacco User/Non-Tobacco User	60	892.53	981.65
	22444PA0010092	Rating Area 3	Tobacco User/Non-Tobacco User	61	924.10	1016.51
	22444PA0010092	Rating Area 3	Tobacco User/Non-Tobacco User	62	944.82	1039.20
	22444PA0010092	Rating Area 3	Tobacco User/Non-Tobacco User	63	970.80	1067.81
	22444PA0010092	Rating Area 3	Tobacco User/Non-Tobacco User	64 and over	986.58	1085.24
	22444PA0010093	Rating Area 6	Tobacco User/Non-Tobacco User	0-14	328.11	328.11
	22444PA0010093	Rating Area 6	Tobacco User/Non-Tobacco User	15	357.28	357.28
	22444PA0010093	Rating Area 6	Tobacco User/Non-Tobacco User	16	368.43	368.43
	22444PA0010093	Rating Area 6	Tobacco User/Non-Tobacco User	17	379.58	379.58
	22444PA0010093	Rating Area 6	Tobacco User/Non-Tobacco User	18	391.59	430.62
	22444PA0010093	Rating Area 6	Tobacco User/Non-Tobacco User	19	403.60	443.91
	22444PA0010093	Rating Area 6	Tobacco User/Non-Tobacco User	20	416.04	457.64
	22444PA0010093	Rating Area 6	Tobacco User/Non-Tobacco User	21	428.91	471.80
	22444PA0010093	Rating Area 6	Tobacco User/Non-Tobacco User	22	428.91	471.80
	22444PA0010093	Rating Area 6	Tobacco User/Non-Tobacco User	23	428.91	471.80
	22444PA0010093	Rating Area 6	Tobacco User/Non-Tobacco User	24	428.91	471.80
	22444PA0010093	Rating Area 6	Tobacco User/Non-Tobacco User	25	430.62	473.51
	22444PA0010093	Rating Area 6	Tobacco User/Non-Tobacco User	26	439.20	482.94
	22444PA0010093	Rating Area 6	Tobacco User/Non-Tobacco User	27	449.49	494.52
	22444PA0010093	Rating Area 6	Tobacco User/Non-Tobacco User	28	466.22	512.97
	22444PA0010093	Rating Area 6	Tobacco User/Non-Tobacco User	29	479.94	527.98
	22444PA0010093	Rating Area 6	Tobacco User/Non-Tobacco User	30	486.80	535.70
	22444PA0010093	Rating Area 6	Tobacco User/Non-Tobacco User	31	497.10	546.85
	22444PA0010093	Rating Area 6	Tobacco User/Non-Tobacco User	32	507.39	558.00
	22444PA0010093	Rating Area 6	Tobacco User/Non-Tobacco User	33	513.83	565.29
	22444PA0010093	Rating Area 6	Tobacco User/Non-Tobacco User	34	520.69	572.58
	22444PA0010093	Rating Area 6	Tobacco User/Non-Tobacco User	35	524.12	576.44
	22444PA0010093	Rating Area 6	Tobacco User/Non-Tobacco User	36	527.55	580.30
	22444PA0010093	Rating Area 6	Tobacco User/Non-Tobacco User	37	530.98	584.17
	22444PA0010093	Rating Area 6	Tobacco User/Non-Tobacco User	38	534.41	588.03
	22444PA0010093	Rating Area 6	Tobacco User/Non-Tobacco User	39	541.27	595.32
	22444PA0010093	Rating Area 6	Tobacco User/Non-Tobacco User	40	548.14	603.04
	22444PA0010093	Rating Area 6	Tobacco User/Non-Tobacco User	41	558.43	614.19
	22444PA0010093	Rating Area 6	Tobacco User/Non-Tobacco User	42	568.30	625.34
	22444PA0010093	Rating Area 6	Tobacco User/Non-Tobacco User	43	582.02	640.35
	22444PA0010093	Rating Area 6	Tobacco User/Non-Tobacco User	44	599.18	659.22
	22444PA0010093	Rating Area 6	Tobacco User/Non-Tobacco User	45	619.34	681.10
	22444PA0010093	Rating Area 6	Tobacco User/Non-Tobacco User	46	643.35	707.69
	22444PA0010093	Rating Area 6	Tobacco User/Non-Tobacco User	47	670.37	737.28
	22444PA0010093	Rating Area 6	Tobacco User/Non-Tobacco User	48	701.26	771.60
	22444PA0010093	Rating Area 6	Tobacco User/Non-Tobacco User	49	731.71	805.05
	22444PA0010093	Rating Area 6	Tobacco User/Non-Tobacco User	50	766.02	842.79
	22444PA0010093	Rating Area 6	Tobacco User/Non-Tobacco User	51	799.90	880.11
	22444PA0010093	Rating Area 6	Tobacco User/Non-Tobacco User	52	837.22	920.85
	22444PA0010093	Rating Area 6	Tobacco User/Non-Tobacco User	53	874.96	962.46
	22444PA0010093	Rating Area 6	Tobacco User/Non-Tobacco User	54	915.71	1007.06
	22444PA0010093	Rating Area 6	Tobacco User/Non-Tobacco User	55	956.45	1052.10
	22444PA0010093	Rating Area 6	Tobacco User/Non-Tobacco User	56	1000.63	1100.56
	22444PA0010093	Rating Area 6	Tobacco User/Non-Tobacco User	57	1045.24	1149.89
	22444PA0010093	Rating Area 6	Tobacco User/Non-Tobacco User	58	1092.84	1202.21
	22444PA0010093	Rating Area 6	Tobacco User/Non-Tobacco User	59	1116.43	1227.95
	22444PA0010093	Rating Area 6	Tobacco User/Non-Tobacco User	60	1164.04	1280.27
	22444PA0010093	Rating Area 6	Tobacco User/Non-Tobacco User	61	1205.22	1325.74
	22444PA0010093	Rating Area 6	Tobacco User/Non-Tobacco User	62	1232.24	1355.33
	22444PA0010093	Rating Area 6	Tobacco User/Non-Tobacco User	63	1266.12	1392.65
	22444PA0010093	Rating Area 6	Tobacco User/Non-Tobacco User	64 and over	1286.71	1415.38

22444PA0010094	Rating Area 3	Tobacco User/Non-Tobacco User	0-14	251.58	251.58
22444PA0010094	Rating Area 3	Tobacco User/Non-Tobacco User	15	273.94	273.94
22444PA0010094	Rating Area 3	Tobacco User/Non-Tobacco User	16	282.49	282.49
22444PA0010094	Rating Area 3	Tobacco User/Non-Tobacco User	17	291.04	291.04
22444PA0010094	Rating Area 3	Tobacco User/Non-Tobacco User	18	300.25	330.18
22444PA0010094	Rating Area 3	Tobacco User/Non-Tobacco User	19	309.46	340.37
22444PA0010094	Rating Area 3	Tobacco User/Non-Tobacco User	20	318.99	350.89
22444PA0010094	Rating Area 3	Tobacco User/Non-Tobacco User	21	328.87	361.75
22444PA0010094	Rating Area 3	Tobacco User/Non-Tobacco User	22	328.87	361.75
22444PA0010094	Rating Area 3	Tobacco User/Non-Tobacco User	23	328.87	361.75
22444PA0010094	Rating Area 3	Tobacco User/Non-Tobacco User	24	328.87	361.75
22444PA0010094	Rating Area 3	Tobacco User/Non-Tobacco User	25	330.18	363.06
22444PA0010094	Rating Area 3	Tobacco User/Non-Tobacco User	26	336.75	370.30
22444PA0010094	Rating Area 3	Tobacco User/Non-Tobacco User	27	344.65	379.18
22444PA0010094	Rating Area 3	Tobacco User/Non-Tobacco User	28	357.47	393.32
22444PA0010094	Rating Area 3	Tobacco User/Non-Tobacco User	29	368.00	404.83
22444PA0010094	Rating Area 3	Tobacco User/Non-Tobacco User	30	373.26	410.75
22444PA0010094	Rating Area 3	Tobacco User/Non-Tobacco User	31	381.15	419.30
22444PA0010094	Rating Area 3	Tobacco User/Non-Tobacco User	32	389.04	427.85
22444PA0010094	Rating Area 3	Tobacco User/Non-Tobacco User	33	393.98	433.44
22444PA0010094	Rating Area 3	Tobacco User/Non-Tobacco User	34	399.24	439.03
22444PA0010094	Rating Area 3	Tobacco User/Non-Tobacco User	35	401.87	441.99
22444PA0010094	Rating Area 3	Tobacco User/Non-Tobacco User	36	404.50	444.95
22444PA0010094	Rating Area 3	Tobacco User/Non-Tobacco User	37	407.13	447.91
22444PA0010094	Rating Area 3	Tobacco User/Non-Tobacco User	38	409.76	450.87
22444PA0010094	Rating Area 3	Tobacco User/Non-Tobacco User	39	415.02	456.46
22444PA0010094	Rating Area 3	Tobacco User/Non-Tobacco User	40	420.28	462.38
22444PA0010094	Rating Area 3	Tobacco User/Non-Tobacco User	41	428.18	470.93
22444PA0010094	Rating Area 3	Tobacco User/Non-Tobacco User	42	435.74	479.48
22444PA0010094	Rating Area 3	Tobacco User/Non-Tobacco User	43	446.26	490.99
22444PA0010094	Rating Area 3	Tobacco User/Non-Tobacco User	44	459.42	505.46
22444PA0010094	Rating Area 3	Tobacco User/Non-Tobacco User	45	474.87	522.23
22444PA0010094	Rating Area 3	Tobacco User/Non-Tobacco User	46	493.29	542.62
22444PA0010094	Rating Area 3	Tobacco User/Non-Tobacco User	47	514.01	565.31
22444PA0010094	Rating Area 3	Tobacco User/Non-Tobacco User	48	537.69	591.62
22444PA0010094	Rating Area 3	Tobacco User/Non-Tobacco User	49	561.04	617.27
22444PA0010094	Rating Area 3	Tobacco User/Non-Tobacco User	50	587.35	646.21
22444PA0010094	Rating Area 3	Tobacco User/Non-Tobacco User	51	613.33	674.82
22444PA0010094	Rating Area 3	Tobacco User/Non-Tobacco User	52	641.94	706.06
22444PA0010094	Rating Area 3	Tobacco User/Non-Tobacco User	53	670.88	737.96
22444PA0010094	Rating Area 3	Tobacco User/Non-Tobacco User	54	702.12	772.16
22444PA0010094	Rating Area 3	Tobacco User/Non-Tobacco User	55	733.36	806.70
22444PA0010094	Rating Area 3	Tobacco User/Non-Tobacco User	56	767.23	843.86
22444PA0010094	Rating Area 3	Tobacco User/Non-Tobacco User	57	801.43	881.68
22444PA0010094	Rating Area 3	Tobacco User/Non-Tobacco User	58	837.94	921.80
22444PA0010094	Rating Area 3	Tobacco User/Non-Tobacco User	59	856.02	941.53
22444PA0010094	Rating Area 3	Tobacco User/Non-Tobacco User	60	892.53	981.65
22444PA0010094	Rating Area 3	Tobacco User/Non-Tobacco User	61	924.10	1016.51
22444PA0010094	Rating Area 3	Tobacco User/Non-Tobacco User	62	944.82	1039.20
22444PA0010094	Rating Area 3	Tobacco User/Non-Tobacco User	63	970.80	1067.81
22444PA0010094	Rating Area 3	Tobacco User/Non-Tobacco User	64 and over	986.58	1085.24
22444PA0010095	Rating Area 6	Tobacco User/Non-Tobacco User	0-14	328.11	328.11
22444PA0010095	Rating Area 6	Tobacco User/Non-Tobacco User	15	357.28	357.28
22444PA0010095	Rating Area 6	Tobacco User/Non-Tobacco User	16	368.43	368.43
22444PA0010095	Rating Area 6	Tobacco User/Non-Tobacco User	17	379.58	379.58
22444PA0010095	Rating Area 6	Tobacco User/Non-Tobacco User	18	391.59	430.62
22444PA0010095	Rating Area 6	Tobacco User/Non-Tobacco User	19	403.60	443.91
22444PA0010095	Rating Area 6	Tobacco User/Non-Tobacco User	20	416.04	457.64
22444PA0010095	Rating Area 6	Tobacco User/Non-Tobacco User	21	428.91	471.80
22444PA0010095	Rating Area 6	Tobacco User/Non-Tobacco User	22	428.91	471.80
22444PA0010095	Rating Area 6	Tobacco User/Non-Tobacco User	23	428.91	471.80
22444PA0010095	Rating Area 6	Tobacco User/Non-Tobacco User	24	428.91	471.80
22444PA0010095	Rating Area 6	Tobacco User/Non-Tobacco User	25	430.62	473.51
22444PA0010095	Rating Area 6	Tobacco User/Non-Tobacco User	26	439.20	482.94

	22444PA0010095	Rating Area 6	Tobacco User/Non-Tobacco User	27	449.49	494.52
	22444PA0010095	Rating Area 6	Tobacco User/Non-Tobacco User	28	466.22	512.97
	22444PA0010095	Rating Area 6	Tobacco User/Non-Tobacco User	29	479.94	527.98
	22444PA0010095	Rating Area 6	Tobacco User/Non-Tobacco User	30	486.80	535.70
	22444PA0010095	Rating Area 6	Tobacco User/Non-Tobacco User	31	497.10	546.85
	22444PA0010095	Rating Area 6	Tobacco User/Non-Tobacco User	32	507.39	558.00
	22444PA0010095	Rating Area 6	Tobacco User/Non-Tobacco User	33	513.83	565.29
	22444PA0010095	Rating Area 6	Tobacco User/Non-Tobacco User	34	520.69	572.58
	22444PA0010095	Rating Area 6	Tobacco User/Non-Tobacco User	35	524.12	576.44
	22444PA0010095	Rating Area 6	Tobacco User/Non-Tobacco User	36	527.55	580.30
	22444PA0010095	Rating Area 6	Tobacco User/Non-Tobacco User	37	530.98	584.17
	22444PA0010095	Rating Area 6	Tobacco User/Non-Tobacco User	38	534.41	588.03
	22444PA0010095	Rating Area 6	Tobacco User/Non-Tobacco User	39	541.27	595.32
	22444PA0010095	Rating Area 6	Tobacco User/Non-Tobacco User	40	548.14	603.04
	22444PA0010095	Rating Area 6	Tobacco User/Non-Tobacco User	41	558.43	614.19
	22444PA0010095	Rating Area 6	Tobacco User/Non-Tobacco User	42	568.30	625.34
	22444PA0010095	Rating Area 6	Tobacco User/Non-Tobacco User	43	582.02	640.35
	22444PA0010095	Rating Area 6	Tobacco User/Non-Tobacco User	44	599.18	659.22
	22444PA0010095	Rating Area 6	Tobacco User/Non-Tobacco User	45	619.34	681.10
	22444PA0010095	Rating Area 6	Tobacco User/Non-Tobacco User	46	643.35	707.69
	22444PA0010095	Rating Area 6	Tobacco User/Non-Tobacco User	47	670.37	737.28
	22444PA0010095	Rating Area 6	Tobacco User/Non-Tobacco User	48	701.26	771.60
	22444PA0010095	Rating Area 6	Tobacco User/Non-Tobacco User	49	731.71	805.05
	22444PA0010095	Rating Area 6	Tobacco User/Non-Tobacco User	50	766.02	842.79
	22444PA0010095	Rating Area 6	Tobacco User/Non-Tobacco User	51	799.90	880.11
	22444PA0010095	Rating Area 6	Tobacco User/Non-Tobacco User	52	837.22	920.85
	22444PA0010095	Rating Area 6	Tobacco User/Non-Tobacco User	53	874.96	962.46
	22444PA0010095	Rating Area 6	Tobacco User/Non-Tobacco User	54	915.71	1007.06
	22444PA0010095	Rating Area 6	Tobacco User/Non-Tobacco User	55	956.45	1052.10
	22444PA0010095	Rating Area 6	Tobacco User/Non-Tobacco User	56	1000.63	1100.56
	22444PA0010095	Rating Area 6	Tobacco User/Non-Tobacco User	57	1045.24	1149.89
	22444PA0010095	Rating Area 6	Tobacco User/Non-Tobacco User	58	1092.84	1202.21
	22444PA0010095	Rating Area 6	Tobacco User/Non-Tobacco User	59	1116.43	1227.95
	22444PA0010095	Rating Area 6	Tobacco User/Non-Tobacco User	60	1164.04	1280.27
	22444PA0010095	Rating Area 6	Tobacco User/Non-Tobacco User	61	1205.22	1325.74
	22444PA0010095	Rating Area 6	Tobacco User/Non-Tobacco User	62	1232.24	1355.33
	22444PA0010095	Rating Area 6	Tobacco User/Non-Tobacco User	63	1266.12	1392.65
	22444PA0010095	Rating Area 6	Tobacco User/Non-Tobacco User	64 and over	1286.71	1415.38
	22444PA0010096	Rating Area 3	Tobacco User/Non-Tobacco User	0-14	251.58	251.58
	22444PA0010096	Rating Area 3	Tobacco User/Non-Tobacco User	15	273.94	273.94
	22444PA0010096	Rating Area 3	Tobacco User/Non-Tobacco User	16	282.49	282.49
	22444PA0010096	Rating Area 3	Tobacco User/Non-Tobacco User	17	291.04	291.04
	22444PA0010096	Rating Area 3	Tobacco User/Non-Tobacco User	18	300.25	330.18
	22444PA0010096	Rating Area 3	Tobacco User/Non-Tobacco User	19	309.46	340.37
	22444PA0010096	Rating Area 3	Tobacco User/Non-Tobacco User	20	318.99	350.89
	22444PA0010096	Rating Area 3	Tobacco User/Non-Tobacco User	21	328.87	361.75
	22444PA0010096	Rating Area 3	Tobacco User/Non-Tobacco User	22	328.87	361.75
	22444PA0010096	Rating Area 3	Tobacco User/Non-Tobacco User	23	328.87	361.75
	22444PA0010096	Rating Area 3	Tobacco User/Non-Tobacco User	24	328.87	361.75
	22444PA0010096	Rating Area 3	Tobacco User/Non-Tobacco User	25	330.18	363.06
	22444PA0010096	Rating Area 3	Tobacco User/Non-Tobacco User	26	336.75	370.30
	22444PA0010096	Rating Area 3	Tobacco User/Non-Tobacco User	27	344.65	379.18
	22444PA0010096	Rating Area 3	Tobacco User/Non-Tobacco User	28	357.47	393.32
	22444PA0010096	Rating Area 3	Tobacco User/Non-Tobacco User	29	368.00	404.83
	22444PA0010096	Rating Area 3	Tobacco User/Non-Tobacco User	30	373.26	410.75
	22444PA0010096	Rating Area 3	Tobacco User/Non-Tobacco User	31	381.15	419.30
	22444PA0010096	Rating Area 3	Tobacco User/Non-Tobacco User	32	389.04	427.85
	22444PA0010096	Rating Area 3	Tobacco User/Non-Tobacco User	33	393.98	433.44
	22444PA0010096	Rating Area 3	Tobacco User/Non-Tobacco User	34	399.24	439.03
	22444PA0010096	Rating Area 3	Tobacco User/Non-Tobacco User	35	401.87	441.99
	22444PA0010096	Rating Area 3	Tobacco User/Non-Tobacco User	36	404.50	444.95
	22444PA0010096	Rating Area 3	Tobacco User/Non-Tobacco User	37	407.13	447.91
	22444PA0010096	Rating Area 3	Tobacco User/Non-Tobacco User	38	409.76	450.87
	22444PA0010096	Rating Area 3	Tobacco User/Non-Tobacco User	39	415.02	456.46

	22444PA0010096	Rating Area 3	Tobacco User/Non-Tobacco User	40	420.28	462.38
	22444PA0010096	Rating Area 3	Tobacco User/Non-Tobacco User	41	428.18	470.93
	22444PA0010096	Rating Area 3	Tobacco User/Non-Tobacco User	42	435.74	479.48
	22444PA0010096	Rating Area 3	Tobacco User/Non-Tobacco User	43	446.26	490.99
	22444PA0010096	Rating Area 3	Tobacco User/Non-Tobacco User	44	459.42	505.46
	22444PA0010096	Rating Area 3	Tobacco User/Non-Tobacco User	45	474.87	522.23
	22444PA0010096	Rating Area 3	Tobacco User/Non-Tobacco User	46	493.29	542.62
	22444PA0010096	Rating Area 3	Tobacco User/Non-Tobacco User	47	514.01	565.31
	22444PA0010096	Rating Area 3	Tobacco User/Non-Tobacco User	48	537.69	591.62
	22444PA0010096	Rating Area 3	Tobacco User/Non-Tobacco User	49	561.04	617.27
	22444PA0010096	Rating Area 3	Tobacco User/Non-Tobacco User	50	587.35	646.21
	22444PA0010096	Rating Area 3	Tobacco User/Non-Tobacco User	51	613.33	674.82
	22444PA0010096	Rating Area 3	Tobacco User/Non-Tobacco User	52	641.94	706.06
	22444PA0010096	Rating Area 3	Tobacco User/Non-Tobacco User	53	670.88	737.96
	22444PA0010096	Rating Area 3	Tobacco User/Non-Tobacco User	54	702.12	772.16
	22444PA0010096	Rating Area 3	Tobacco User/Non-Tobacco User	55	733.36	806.70
	22444PA0010096	Rating Area 3	Tobacco User/Non-Tobacco User	56	767.23	843.86
	22444PA0010096	Rating Area 3	Tobacco User/Non-Tobacco User	57	801.43	881.68
	22444PA0010096	Rating Area 3	Tobacco User/Non-Tobacco User	58	837.94	921.80
	22444PA0010096	Rating Area 3	Tobacco User/Non-Tobacco User	59	856.02	941.53
	22444PA0010096	Rating Area 3	Tobacco User/Non-Tobacco User	60	892.53	981.65
	22444PA0010096	Rating Area 3	Tobacco User/Non-Tobacco User	61	924.10	1016.51
	22444PA0010096	Rating Area 3	Tobacco User/Non-Tobacco User	62	944.82	1039.20
	22444PA0010096	Rating Area 3	Tobacco User/Non-Tobacco User	63	970.80	1067.81
	22444PA0010096	Rating Area 3	Tobacco User/Non-Tobacco User	64 and over	986.58	1085.24
	22444PA0010097	Rating Area 7	Tobacco User/Non-Tobacco User	0-14	333.54	333.54
	22444PA0010097	Rating Area 7	Tobacco User/Non-Tobacco User	15	363.19	363.19
	22444PA0010097	Rating Area 7	Tobacco User/Non-Tobacco User	16	374.52	374.52
	22444PA0010097	Rating Area 7	Tobacco User/Non-Tobacco User	17	385.86	385.86
	22444PA0010097	Rating Area 7	Tobacco User/Non-Tobacco User	18	398.07	437.74
	22444PA0010097	Rating Area 7	Tobacco User/Non-Tobacco User	19	410.27	451.26
	22444PA0010097	Rating Area 7	Tobacco User/Non-Tobacco User	20	422.92	465.21
	22444PA0010097	Rating Area 7	Tobacco User/Non-Tobacco User	21	436.00	479.60
	22444PA0010097	Rating Area 7	Tobacco User/Non-Tobacco User	22	436.00	479.60
	22444PA0010097	Rating Area 7	Tobacco User/Non-Tobacco User	23	436.00	479.60
	22444PA0010097	Rating Area 7	Tobacco User/Non-Tobacco User	24	436.00	479.60
	22444PA0010097	Rating Area 7	Tobacco User/Non-Tobacco User	25	437.74	481.34
	22444PA0010097	Rating Area 7	Tobacco User/Non-Tobacco User	26	446.46	490.93
	22444PA0010097	Rating Area 7	Tobacco User/Non-Tobacco User	27	456.93	502.71
	22444PA0010097	Rating Area 7	Tobacco User/Non-Tobacco User	28	473.93	521.45
	22444PA0010097	Rating Area 7	Tobacco User/Non-Tobacco User	29	487.88	536.71
	22444PA0010097	Rating Area 7	Tobacco User/Non-Tobacco User	30	494.86	544.56
	22444PA0010097	Rating Area 7	Tobacco User/Non-Tobacco User	31	505.32	555.90
	22444PA0010097	Rating Area 7	Tobacco User/Non-Tobacco User	32	515.79	567.23
	22444PA0010097	Rating Area 7	Tobacco User/Non-Tobacco User	33	522.33	574.64
	22444PA0010097	Rating Area 7	Tobacco User/Non-Tobacco User	34	529.30	582.06
	22444PA0010097	Rating Area 7	Tobacco User/Non-Tobacco User	35	532.79	585.98
	22444PA0010097	Rating Area 7	Tobacco User/Non-Tobacco User	36	536.28	589.90
	22444PA0010097	Rating Area 7	Tobacco User/Non-Tobacco User	37	539.77	593.83
	22444PA0010097	Rating Area 7	Tobacco User/Non-Tobacco User	38	543.25	597.75
	22444PA0010097	Rating Area 7	Tobacco User/Non-Tobacco User	39	550.23	605.16
	22444PA0010097	Rating Area 7	Tobacco User/Non-Tobacco User	40	557.20	613.01
	22444PA0010097	Rating Area 7	Tobacco User/Non-Tobacco User	41	567.67	624.35
	22444PA0010097	Rating Area 7	Tobacco User/Non-Tobacco User	42	577.70	635.68
	22444PA0010097	Rating Area 7	Tobacco User/Non-Tobacco User	43	591.65	650.94
	22444PA0010097	Rating Area 7	Tobacco User/Non-Tobacco User	44	609.09	670.13
	22444PA0010097	Rating Area 7	Tobacco User/Non-Tobacco User	45	629.58	692.36
	22444PA0010097	Rating Area 7	Tobacco User/Non-Tobacco User	46	654.00	719.40
	22444PA0010097	Rating Area 7	Tobacco User/Non-Tobacco User	47	681.46	749.48
	22444PA0010097	Rating Area 7	Tobacco User/Non-Tobacco User	48	712.86	784.36
	22444PA0010097	Rating Area 7	Tobacco User/Non-Tobacco User	49	743.81	818.37
	22444PA0010097	Rating Area 7	Tobacco User/Non-Tobacco User	50	778.69	856.74
	22444PA0010097	Rating Area 7	Tobacco User/Non-Tobacco User	51	813.14	894.67
	22444PA0010097	Rating Area 7	Tobacco User/Non-Tobacco User	52	851.07	936.09

	22444PA0010097	Rating Area 7	Tobacco User/Non-Tobacco User	53	889.44	978.38
	22444PA0010097	Rating Area 7	Tobacco User/Non-Tobacco User	54	930.85	1023.72
	22444PA0010097	Rating Area 7	Tobacco User/Non-Tobacco User	55	972.27	1069.50
	22444PA0010097	Rating Area 7	Tobacco User/Non-Tobacco User	56	1017.18	1118.77
	22444PA0010097	Rating Area 7	Tobacco User/Non-Tobacco User	57	1062.53	1168.91
	22444PA0010097	Rating Area 7	Tobacco User/Non-Tobacco User	58	1110.92	1222.10
	22444PA0010097	Rating Area 7	Tobacco User/Non-Tobacco User	59	1134.90	1248.26
	22444PA0010097	Rating Area 7	Tobacco User/Non-Tobacco User	60	1183.30	1301.45
	22444PA0010097	Rating Area 7	Tobacco User/Non-Tobacco User	61	1225.15	1347.67
	22444PA0010097	Rating Area 7	Tobacco User/Non-Tobacco User	62	1252.62	1377.75
	22444PA0010097	Rating Area 7	Tobacco User/Non-Tobacco User	63	1287.06	1415.68
	22444PA0010097	Rating Area 7	Tobacco User/Non-Tobacco User	64 and over	1307.99	1438.79
	22444PA0010098	Rating Area 5	Tobacco User/Non-Tobacco User	0-14	313.35	313.35
	22444PA0010098	Rating Area 5	Tobacco User/Non-Tobacco User	15	341.20	341.20
	22444PA0010098	Rating Area 5	Tobacco User/Non-Tobacco User	16	351.85	351.85
	22444PA0010098	Rating Area 5	Tobacco User/Non-Tobacco User	17	362.50	362.50
	22444PA0010098	Rating Area 5	Tobacco User/Non-Tobacco User	18	373.97	411.24
	22444PA0010098	Rating Area 5	Tobacco User/Non-Tobacco User	19	385.44	423.94
	22444PA0010098	Rating Area 5	Tobacco User/Non-Tobacco User	20	397.32	437.05
	22444PA0010098	Rating Area 5	Tobacco User/Non-Tobacco User	21	409.61	450.57
	22444PA0010098	Rating Area 5	Tobacco User/Non-Tobacco User	22	409.61	450.57
	22444PA0010098	Rating Area 5	Tobacco User/Non-Tobacco User	23	409.61	450.57
	22444PA0010098	Rating Area 5	Tobacco User/Non-Tobacco User	24	409.61	450.57
	22444PA0010098	Rating Area 5	Tobacco User/Non-Tobacco User	25	411.24	452.20
	22444PA0010098	Rating Area 5	Tobacco User/Non-Tobacco User	26	419.43	461.21
	22444PA0010098	Rating Area 5	Tobacco User/Non-Tobacco User	27	429.27	472.27
	22444PA0010098	Rating Area 5	Tobacco User/Non-Tobacco User	28	445.24	489.89
	22444PA0010098	Rating Area 5	Tobacco User/Non-Tobacco User	29	458.35	504.22
	22444PA0010098	Rating Area 5	Tobacco User/Non-Tobacco User	30	464.90	511.60
	22444PA0010098	Rating Area 5	Tobacco User/Non-Tobacco User	31	474.73	522.25
	22444PA0010098	Rating Area 5	Tobacco User/Non-Tobacco User	32	484.56	532.90
	22444PA0010098	Rating Area 5	Tobacco User/Non-Tobacco User	33	490.71	539.86
	22444PA0010098	Rating Area 5	Tobacco User/Non-Tobacco User	34	497.26	546.82
	22444PA0010098	Rating Area 5	Tobacco User/Non-Tobacco User	35	500.54	550.51
	22444PA0010098	Rating Area 5	Tobacco User/Non-Tobacco User	36	503.81	554.19
	22444PA0010098	Rating Area 5	Tobacco User/Non-Tobacco User	37	507.09	557.88
	22444PA0010098	Rating Area 5	Tobacco User/Non-Tobacco User	38	510.37	561.57
	22444PA0010098	Rating Area 5	Tobacco User/Non-Tobacco User	39	516.92	568.53
	22444PA0010098	Rating Area 5	Tobacco User/Non-Tobacco User	40	523.47	575.90
	22444PA0010098	Rating Area 5	Tobacco User/Non-Tobacco User	41	533.30	586.55
	22444PA0010098	Rating Area 5	Tobacco User/Non-Tobacco User	42	542.73	597.20
	22444PA0010098	Rating Area 5	Tobacco User/Non-Tobacco User	43	555.83	611.54
	22444PA0010098	Rating Area 5	Tobacco User/Non-Tobacco User	44	572.22	629.56
	22444PA0010098	Rating Area 5	Tobacco User/Non-Tobacco User	45	591.47	650.45
	22444PA0010098	Rating Area 5	Tobacco User/Non-Tobacco User	46	614.41	675.85
	22444PA0010098	Rating Area 5	Tobacco User/Non-Tobacco User	47	640.21	704.11
	22444PA0010098	Rating Area 5	Tobacco User/Non-Tobacco User	48	669.70	736.88
	22444PA0010098	Rating Area 5	Tobacco User/Non-Tobacco User	49	698.79	768.83
	22444PA0010098	Rating Area 5	Tobacco User/Non-Tobacco User	50	731.55	804.87
	22444PA0010098	Rating Area 5	Tobacco User/Non-Tobacco User	51	763.91	840.51
	22444PA0010098	Rating Area 5	Tobacco User/Non-Tobacco User	52	799.55	879.42
	22444PA0010098	Rating Area 5	Tobacco User/Non-Tobacco User	53	835.59	919.15
	22444PA0010098	Rating Area 5	Tobacco User/Non-Tobacco User	54	874.51	961.75
	22444PA0010098	Rating Area 5	Tobacco User/Non-Tobacco User	55	913.42	1004.76
	22444PA0010098	Rating Area 5	Tobacco User/Non-Tobacco User	56	955.61	1051.04
	22444PA0010098	Rating Area 5	Tobacco User/Non-Tobacco User	57	998.21	1098.15
	22444PA0010098	Rating Area 5	Tobacco User/Non-Tobacco User	58	1043.67	1148.12
	22444PA0010098	Rating Area 5	Tobacco User/Non-Tobacco User	59	1066.20	1172.70
	22444PA0010098	Rating Area 5	Tobacco User/Non-Tobacco User	60	1111.67	1222.67
	22444PA0010098	Rating Area 5	Tobacco User/Non-Tobacco User	61	1150.99	1266.09
	22444PA0010098	Rating Area 5	Tobacco User/Non-Tobacco User	62	1176.79	1294.35
	22444PA0010098	Rating Area 5	Tobacco User/Non-Tobacco User	63	1209.15	1329.99
	22444PA0010098	Rating Area 5	Tobacco User/Non-Tobacco User	64 and over	1228.81	1351.69
	22444PA0010099	Rating Area 2	Tobacco User/Non-Tobacco User	0-14	306.19	306.19

	22444PA0010099	Rating Area 2	Tobacco User/Non-Tobacco User	15	333.41	333.41
	22444PA0010099	Rating Area 2	Tobacco User/Non-Tobacco User	16	343.81	343.81
	22444PA0010099	Rating Area 2	Tobacco User/Non-Tobacco User	17	354.22	354.22
	22444PA0010099	Rating Area 2	Tobacco User/Non-Tobacco User	18	365.43	401.85
	22444PA0010099	Rating Area 2	Tobacco User/Non-Tobacco User	19	376.63	414.26
	22444PA0010099	Rating Area 2	Tobacco User/Non-Tobacco User	20	388.24	427.06
	22444PA0010099	Rating Area 2	Tobacco User/Non-Tobacco User	21	400.25	440.28
	22444PA0010099	Rating Area 2	Tobacco User/Non-Tobacco User	22	400.25	440.28
	22444PA0010099	Rating Area 2	Tobacco User/Non-Tobacco User	23	400.25	440.28
	22444PA0010099	Rating Area 2	Tobacco User/Non-Tobacco User	24	400.25	440.28
	22444PA0010099	Rating Area 2	Tobacco User/Non-Tobacco User	25	401.85	441.87
	22444PA0010099	Rating Area 2	Tobacco User/Non-Tobacco User	26	409.85	450.68
	22444PA0010099	Rating Area 2	Tobacco User/Non-Tobacco User	27	419.46	461.48
	22444PA0010099	Rating Area 2	Tobacco User/Non-Tobacco User	28	435.07	478.70
	22444PA0010099	Rating Area 2	Tobacco User/Non-Tobacco User	29	447.88	492.70
	22444PA0010099	Rating Area 2	Tobacco User/Non-Tobacco User	30	454.28	499.91
	22444PA0010099	Rating Area 2	Tobacco User/Non-Tobacco User	31	463.89	510.31
	22444PA0010099	Rating Area 2	Tobacco User/Non-Tobacco User	32	473.49	520.72
	22444PA0010099	Rating Area 2	Tobacco User/Non-Tobacco User	33	479.50	527.53
	22444PA0010099	Rating Area 2	Tobacco User/Non-Tobacco User	34	485.90	534.33
	22444PA0010099	Rating Area 2	Tobacco User/Non-Tobacco User	35	489.10	537.93
	22444PA0010099	Rating Area 2	Tobacco User/Non-Tobacco User	36	492.30	541.53
	22444PA0010099	Rating Area 2	Tobacco User/Non-Tobacco User	37	495.51	545.14
	22444PA0010099	Rating Area 2	Tobacco User/Non-Tobacco User	38	498.71	548.74
	22444PA0010099	Rating Area 2	Tobacco User/Non-Tobacco User	39	505.11	555.54
	22444PA0010099	Rating Area 2	Tobacco User/Non-Tobacco User	40	511.52	562.75
	22444PA0010099	Rating Area 2	Tobacco User/Non-Tobacco User	41	521.12	573.15
	22444PA0010099	Rating Area 2	Tobacco User/Non-Tobacco User	42	530.33	583.56
	22444PA0010099	Rating Area 2	Tobacco User/Non-Tobacco User	43	543.13	597.57
	22444PA0010099	Rating Area 2	Tobacco User/Non-Tobacco User	44	559.14	615.18
	22444PA0010099	Rating Area 2	Tobacco User/Non-Tobacco User	45	577.96	635.59
	22444PA0010099	Rating Area 2	Tobacco User/Non-Tobacco User	46	600.37	660.41
	22444PA0010099	Rating Area 2	Tobacco User/Non-Tobacco User	47	625.59	688.02
	22444PA0010099	Rating Area 2	Tobacco User/Non-Tobacco User	48	654.40	720.04
	22444PA0010099	Rating Area 2	Tobacco User/Non-Tobacco User	49	682.82	751.26
	22444PA0010099	Rating Area 2	Tobacco User/Non-Tobacco User	50	714.84	786.49
	22444PA0010099	Rating Area 2	Tobacco User/Non-Tobacco User	51	746.46	821.31
	22444PA0010099	Rating Area 2	Tobacco User/Non-Tobacco User	52	781.28	859.33
	22444PA0010099	Rating Area 2	Tobacco User/Non-Tobacco User	53	816.50	898.15
	22444PA0010099	Rating Area 2	Tobacco User/Non-Tobacco User	54	854.53	939.78
	22444PA0010099	Rating Area 2	Tobacco User/Non-Tobacco User	55	892.55	981.81
	22444PA0010099	Rating Area 2	Tobacco User/Non-Tobacco User	56	933.78	1027.03
	22444PA0010099	Rating Area 2	Tobacco User/Non-Tobacco User	57	975.40	1073.06
	22444PA0010099	Rating Area 2	Tobacco User/Non-Tobacco User	58	1019.83	1121.89
	22444PA0010099	Rating Area 2	Tobacco User/Non-Tobacco User	59	1041.84	1145.91
	22444PA0010099	Rating Area 2	Tobacco User/Non-Tobacco User	60	1086.27	1194.74
	22444PA0010099	Rating Area 2	Tobacco User/Non-Tobacco User	61	1124.69	1237.16
	22444PA0010099	Rating Area 2	Tobacco User/Non-Tobacco User	62	1149.91	1264.78
	22444PA0010099	Rating Area 2	Tobacco User/Non-Tobacco User	63	1181.53	1299.60
	22444PA0010099	Rating Area 2	Tobacco User/Non-Tobacco User	64 and over	1200.74	1320.81
	22444PA0010100	Rating Area 3	Tobacco User/Non-Tobacco User	0-14	301.63	301.63
	22444PA0010100	Rating Area 3	Tobacco User/Non-Tobacco User	15	328.45	328.45
	22444PA0010100	Rating Area 3	Tobacco User/Non-Tobacco User	16	338.70	338.70
	22444PA0010100	Rating Area 3	Tobacco User/Non-Tobacco User	17	348.95	348.95
	22444PA0010100	Rating Area 3	Tobacco User/Non-Tobacco User	18	359.99	395.87
	22444PA0010100	Rating Area 3	Tobacco User/Non-Tobacco User	19	371.03	408.09
	22444PA0010100	Rating Area 3	Tobacco User/Non-Tobacco User	20	382.46	420.71
	22444PA0010100	Rating Area 3	Tobacco User/Non-Tobacco User	21	394.30	433.73
	22444PA0010100	Rating Area 3	Tobacco User/Non-Tobacco User	22	394.30	433.73
	22444PA0010100	Rating Area 3	Tobacco User/Non-Tobacco User	23	394.30	433.73
	22444PA0010100	Rating Area 3	Tobacco User/Non-Tobacco User	24	394.30	433.73
	22444PA0010100	Rating Area 3	Tobacco User/Non-Tobacco User	25	395.87	435.30
	22444PA0010100	Rating Area 3	Tobacco User/Non-Tobacco User	26	403.76	443.97
	22444PA0010100	Rating Area 3	Tobacco User/Non-Tobacco User	27	413.22	454.62

	22444PA0010100 Rating Area 3		Tobacco User/Non-Tobacco User	28	428.60	471.57
	22444PA0010100 Rating Area 3		Tobacco User/Non-Tobacco User	29	441.21	485.37
	22444PA0010100 Rating Area 3		Tobacco User/Non-Tobacco User	30	447.52	492.47
	22444PA0010100 Rating Area 3		Tobacco User/Non-Tobacco User	31	456.98	502.72
	22444PA0010100 Rating Area 3		Tobacco User/Non-Tobacco User	32	466.45	512.97
	22444PA0010100 Rating Area 3		Tobacco User/Non-Tobacco User	33	472.36	519.68
	22444PA0010100 Rating Area 3		Tobacco User/Non-Tobacco User	34	478.67	526.38
	22444PA0010100 Rating Area 3		Tobacco User/Non-Tobacco User	35	481.82	529.93
	22444PA0010100 Rating Area 3		Tobacco User/Non-Tobacco User	36	484.98	533.48
	22444PA0010100 Rating Area 3		Tobacco User/Non-Tobacco User	37	488.13	537.03
	22444PA0010100 Rating Area 3		Tobacco User/Non-Tobacco User	38	491.29	540.57
	22444PA0010100 Rating Area 3		Tobacco User/Non-Tobacco User	39	497.60	547.28
	22444PA0010100 Rating Area 3		Tobacco User/Non-Tobacco User	40	503.91	554.37
	22444PA0010100 Rating Area 3		Tobacco User/Non-Tobacco User	41	513.37	564.63
	22444PA0010100 Rating Area 3		Tobacco User/Non-Tobacco User	42	522.44	574.88
	22444PA0010100 Rating Area 3		Tobacco User/Non-Tobacco User	43	535.05	588.68
	22444PA0010100 Rating Area 3		Tobacco User/Non-Tobacco User	44	550.83	606.03
	22444PA0010100 Rating Area 3		Tobacco User/Non-Tobacco User	45	569.36	626.14
	22444PA0010100 Rating Area 3		Tobacco User/Non-Tobacco User	46	591.44	650.58
	22444PA0010100 Rating Area 3		Tobacco User/Non-Tobacco User	47	616.28	677.79
	22444PA0010100 Rating Area 3		Tobacco User/Non-Tobacco User	48	644.67	709.33
	22444PA0010100 Rating Area 3		Tobacco User/Non-Tobacco User	49	672.66	740.09
	22444PA0010100 Rating Area 3		Tobacco User/Non-Tobacco User	50	704.21	774.78
	22444PA0010100 Rating Area 3		Tobacco User/Non-Tobacco User	51	735.35	809.09
	22444PA0010100 Rating Area 3		Tobacco User/Non-Tobacco User	52	769.66	846.54
	22444PA0010100 Rating Area 3		Tobacco User/Non-Tobacco User	53	804.36	884.79
	22444PA0010100 Rating Area 3		Tobacco User/Non-Tobacco User	54	841.81	925.80
	22444PA0010100 Rating Area 3		Tobacco User/Non-Tobacco User	55	879.27	967.20
	22444PA0010100 Rating Area 3		Tobacco User/Non-Tobacco User	56	919.88	1011.75
	22444PA0010100 Rating Area 3		Tobacco User/Non-Tobacco User	57	960.89	1057.10
	22444PA0010100 Rating Area 3		Tobacco User/Non-Tobacco User	58	1004.66	1105.20
	22444PA0010100 Rating Area 3		Tobacco User/Non-Tobacco User	59	1026.34	1128.86
	22444PA0010100 Rating Area 3		Tobacco User/Non-Tobacco User	60	1070.11	1176.96
	22444PA0010100 Rating Area 3		Tobacco User/Non-Tobacco User	61	1107.96	1218.76
	22444PA0010100 Rating Area 3		Tobacco User/Non-Tobacco User	62	1132.80	1245.96
	22444PA0010100 Rating Area 3		Tobacco User/Non-Tobacco User	63	1163.95	1280.27
	22444PA0010100 Rating Area 3		Tobacco User/Non-Tobacco User	64 and over	1182.88	1301.16
	22444PA0010101	Rating Area 6	Tobacco User/Non-Tobacco User	0-14	393.39	393.39
	22444PA0010101	Rating Area 6	Tobacco User/Non-Tobacco User	15	428.36	428.36
	22444PA0010101	Rating Area 6	Tobacco User/Non-Tobacco User	16	441.73	441.73
	22444PA0010101	Rating Area 6	Tobacco User/Non-Tobacco User	17	455.10	455.10
	22444PA0010101	Rating Area 6	Tobacco User/Non-Tobacco User	18	469.50	516.30
	22444PA0010101	Rating Area 6	Tobacco User/Non-Tobacco User	19	483.90	532.24
	22444PA0010101	Rating Area 6	Tobacco User/Non-Tobacco User	20	498.81	548.69
	22444PA0010101	Rating Area 6	Tobacco User/Non-Tobacco User	21	514.24	565.67
	22444PA0010101	Rating Area 6	Tobacco User/Non-Tobacco User	22	514.24	565.67
	22444PA0010101	Rating Area 6	Tobacco User/Non-Tobacco User	23	514.24	565.67
	22444PA0010101	Rating Area 6	Tobacco User/Non-Tobacco User	24	514.24	565.67
	22444PA0010101	Rating Area 6	Tobacco User/Non-Tobacco User	25	516.30	567.72
	22444PA0010101	Rating Area 6	Tobacco User/Non-Tobacco User	26	526.58	579.03
	22444PA0010101	Rating Area 6	Tobacco User/Non-Tobacco User	27	538.92	592.92
	22444PA0010101	Rating Area 6	Tobacco User/Non-Tobacco User	28	558.98	615.03
	22444PA0010101	Rating Area 6	Tobacco User/Non-Tobacco User	29	575.43	633.03
	22444PA0010101	Rating Area 6	Tobacco User/Non-Tobacco User	30	583.66	642.28
	22444PA0010101	Rating Area 6	Tobacco User/Non-Tobacco User	31	596.00	655.65
	22444PA0010101	Rating Area 6	Tobacco User/Non-Tobacco User	32	608.34	669.02
	22444PA0010101	Rating Area 6	Tobacco User/Non-Tobacco User	33	616.06	677.77
	22444PA0010101	Rating Area 6	Tobacco User/Non-Tobacco User	34	624.29	686.51
	22444PA0010101	Rating Area 6	Tobacco User/Non-Tobacco User	35	628.40	691.14
	22444PA0010101	Rating Area 6	Tobacco User/Non-Tobacco User	36	632.51	695.76
	22444PA0010101	Rating Area 6	Tobacco User/Non-Tobacco User	37	636.63	700.39
	22444PA0010101	Rating Area 6	Tobacco User/Non-Tobacco User	38	640.74	705.02
	22444PA0010101	Rating Area 6	Tobacco User/Non-Tobacco User	39	648.97	713.76
	22444PA0010101	Rating Area 6	Tobacco User/Non-Tobacco User	40	657.20	723.02

	22444PA0010101	Rating Area 6	Tobacco User/Non-Tobacco User	41	669.54	736.39
	22444PA0010101	Rating Area 6	Tobacco User/Non-Tobacco User	42	681.37	749.76
	22444PA0010101	Rating Area 6	Tobacco User/Non-Tobacco User	43	697.82	767.76
	22444PA0010101	Rating Area 6	Tobacco User/Non-Tobacco User	44	718.39	790.38
	22444PA0010101	Rating Area 6	Tobacco User/Non-Tobacco User	45	742.56	816.61
	22444PA0010101	Rating Area 6	Tobacco User/Non-Tobacco User	46	771.36	848.49
	22444PA0010101	Rating Area 6	Tobacco User/Non-Tobacco User	47	803.75	883.98
	22444PA0010101	Rating Area 6	Tobacco User/Non-Tobacco User	48	840.78	925.12
	22444PA0010101	Rating Area 6	Tobacco User/Non-Tobacco User	49	877.29	965.23
	22444PA0010101	Rating Area 6	Tobacco User/Non-Tobacco User	50	918.43	1010.48
	22444PA0010101	Rating Area 6	Tobacco User/Non-Tobacco User	51	959.05	1055.22
	22444PA0010101	Rating Area 6	Tobacco User/Non-Tobacco User	52	1003.79	1104.07
	22444PA0010101	Rating Area 6	Tobacco User/Non-Tobacco User	53	1049.05	1153.95
	22444PA0010101	Rating Area 6	Tobacco User/Non-Tobacco User	54	1097.90	1207.43
	22444PA0010101	Rating Area 6	Tobacco User/Non-Tobacco User	55	1146.75	1261.43
	22444PA0010101	Rating Area 6	Tobacco User/Non-Tobacco User	56	1199.72	1319.54
	22444PA0010101	Rating Area 6	Tobacco User/Non-Tobacco User	57	1253.20	1378.67
	22444PA0010101	Rating Area 6	Tobacco User/Non-Tobacco User	58	1310.28	1441.41
	22444PA0010101	Rating Area 6	Tobacco User/Non-Tobacco User	59	1338.56	1472.26
	22444PA0010101	Rating Area 6	Tobacco User/Non-Tobacco User	60	1395.64	1535.00
	22444PA0010101	Rating Area 6	Tobacco User/Non-Tobacco User	61	1445.01	1589.51
	22444PA0010101	Rating Area 6	Tobacco User/Non-Tobacco User	62	1477.41	1624.99
	22444PA0010101	Rating Area 6	Tobacco User/Non-Tobacco User	63	1518.03	1669.73
	22444PA0010101	Rating Area 6	Tobacco User/Non-Tobacco User	64 and over	1542.72	1696.99
	22444PA0010102	Rating Area 3	Tobacco User/Non-Tobacco User	0-14	301.63	301.63
	22444PA0010102	Rating Area 3	Tobacco User/Non-Tobacco User	15	328.45	328.45
	22444PA0010102	Rating Area 3	Tobacco User/Non-Tobacco User	16	338.70	338.70
	22444PA0010102	Rating Area 3	Tobacco User/Non-Tobacco User	17	348.95	348.95
	22444PA0010102	Rating Area 3	Tobacco User/Non-Tobacco User	18	359.99	395.87
	22444PA0010102	Rating Area 3	Tobacco User/Non-Tobacco User	19	371.03	408.09
	22444PA0010102	Rating Area 3	Tobacco User/Non-Tobacco User	20	382.46	420.71
	22444PA0010102	Rating Area 3	Tobacco User/Non-Tobacco User	21	394.30	433.73
	22444PA0010102	Rating Area 3	Tobacco User/Non-Tobacco User	22	394.30	433.73
	22444PA0010102	Rating Area 3	Tobacco User/Non-Tobacco User	23	394.30	433.73
	22444PA0010102	Rating Area 3	Tobacco User/Non-Tobacco User	24	394.30	433.73
	22444PA0010102	Rating Area 3	Tobacco User/Non-Tobacco User	25	395.87	435.30
	22444PA0010102	Rating Area 3	Tobacco User/Non-Tobacco User	26	403.76	443.97
	22444PA0010102	Rating Area 3	Tobacco User/Non-Tobacco User	27	413.22	454.62
	22444PA0010102	Rating Area 3	Tobacco User/Non-Tobacco User	28	428.60	471.57
	22444PA0010102	Rating Area 3	Tobacco User/Non-Tobacco User	29	441.21	485.37
	22444PA0010102	Rating Area 3	Tobacco User/Non-Tobacco User	30	447.52	492.47
	22444PA0010102	Rating Area 3	Tobacco User/Non-Tobacco User	31	456.98	502.72
	22444PA0010102	Rating Area 3	Tobacco User/Non-Tobacco User	32	466.45	512.97
	22444PA0010102	Rating Area 3	Tobacco User/Non-Tobacco User	33	472.36	519.68
	22444PA0010102	Rating Area 3	Tobacco User/Non-Tobacco User	34	478.67	526.38
	22444PA0010102	Rating Area 3	Tobacco User/Non-Tobacco User	35	481.82	529.93
	22444PA0010102	Rating Area 3	Tobacco User/Non-Tobacco User	36	484.98	533.48
	22444PA0010102	Rating Area 3	Tobacco User/Non-Tobacco User	37	488.13	537.03
	22444PA0010102	Rating Area 3	Tobacco User/Non-Tobacco User	38	491.29	540.57
	22444PA0010102	Rating Area 3	Tobacco User/Non-Tobacco User	39	497.60	547.28
	22444PA0010102	Rating Area 3	Tobacco User/Non-Tobacco User	40	503.91	554.37
	22444PA0010102	Rating Area 3	Tobacco User/Non-Tobacco User	41	513.37	564.63
	22444PA0010102	Rating Area 3	Tobacco User/Non-Tobacco User	42	522.44	574.88
	22444PA0010102	Rating Area 3	Tobacco User/Non-Tobacco User	43	535.05	588.68
	22444PA0010102	Rating Area 3	Tobacco User/Non-Tobacco User	44	550.83	606.03
	22444PA0010102	Rating Area 3	Tobacco User/Non-Tobacco User	45	569.36	626.14
	22444PA0010102	Rating Area 3	Tobacco User/Non-Tobacco User	46	591.44	650.58
	22444PA0010102	Rating Area 3	Tobacco User/Non-Tobacco User	47	616.28	677.79
	22444PA0010102	Rating Area 3	Tobacco User/Non-Tobacco User	48	644.67	709.33
	22444PA0010102	Rating Area 3	Tobacco User/Non-Tobacco User	49	672.66	740.09
	22444PA0010102	Rating Area 3	Tobacco User/Non-Tobacco User	50	704.21	774.78
	22444PA0010102	Rating Area 3	Tobacco User/Non-Tobacco User	51	735.35	809.09
	22444PA0010102	Rating Area 3	Tobacco User/Non-Tobacco User	52	769.66	846.54
	22444PA0010102	Rating Area 3	Tobacco User/Non-Tobacco User	53	804.36	884.79

	22444PA0010102	Rating Area 3	Tobacco User/Non-Tobacco User	54	841.81	925.80
	22444PA0010102	Rating Area 3	Tobacco User/Non-Tobacco User	55	879.27	967.20
	22444PA0010102	Rating Area 3	Tobacco User/Non-Tobacco User	56	919.88	1011.75
	22444PA0010102	Rating Area 3	Tobacco User/Non-Tobacco User	57	960.89	1057.10
	22444PA0010102	Rating Area 3	Tobacco User/Non-Tobacco User	58	1004.66	1105.20
	22444PA0010102	Rating Area 3	Tobacco User/Non-Tobacco User	59	1026.34	1128.86
	22444PA0010102	Rating Area 3	Tobacco User/Non-Tobacco User	60	1070.11	1176.96
	22444PA0010102	Rating Area 3	Tobacco User/Non-Tobacco User	61	1107.96	1218.76
	22444PA0010102	Rating Area 3	Tobacco User/Non-Tobacco User	62	1132.80	1245.96
	22444PA0010102	Rating Area 3	Tobacco User/Non-Tobacco User	63	1163.95	1280.27
	22444PA0010102	Rating Area 3	Tobacco User/Non-Tobacco User	64 and over	1182.88	1301.16
	22444PA0010103	Rating Area 6	Tobacco User/Non-Tobacco User	0-14	393.39	393.39
	22444PA0010103	Rating Area 6	Tobacco User/Non-Tobacco User	15	428.36	428.36
	22444PA0010103	Rating Area 6	Tobacco User/Non-Tobacco User	16	441.73	441.73
	22444PA0010103	Rating Area 6	Tobacco User/Non-Tobacco User	17	455.10	455.10
	22444PA0010103	Rating Area 6	Tobacco User/Non-Tobacco User	18	469.50	516.30
	22444PA0010103	Rating Area 6	Tobacco User/Non-Tobacco User	19	483.90	532.24
	22444PA0010103	Rating Area 6	Tobacco User/Non-Tobacco User	20	498.81	548.69
	22444PA0010103	Rating Area 6	Tobacco User/Non-Tobacco User	21	514.24	565.67
	22444PA0010103	Rating Area 6	Tobacco User/Non-Tobacco User	22	514.24	565.67
	22444PA0010103	Rating Area 6	Tobacco User/Non-Tobacco User	23	514.24	565.67
	22444PA0010103	Rating Area 6	Tobacco User/Non-Tobacco User	24	514.24	565.67
	22444PA0010103	Rating Area 6	Tobacco User/Non-Tobacco User	25	516.30	567.72
	22444PA0010103	Rating Area 6	Tobacco User/Non-Tobacco User	26	526.58	579.03
	22444PA0010103	Rating Area 6	Tobacco User/Non-Tobacco User	27	538.92	592.92
	22444PA0010103	Rating Area 6	Tobacco User/Non-Tobacco User	28	558.98	615.03
	22444PA0010103	Rating Area 6	Tobacco User/Non-Tobacco User	29	575.43	633.03
	22444PA0010103	Rating Area 6	Tobacco User/Non-Tobacco User	30	583.66	642.28
	22444PA0010103	Rating Area 6	Tobacco User/Non-Tobacco User	31	596.00	655.65
	22444PA0010103	Rating Area 6	Tobacco User/Non-Tobacco User	32	608.34	669.02
	22444PA0010103	Rating Area 6	Tobacco User/Non-Tobacco User	33	616.06	677.77
	22444PA0010103	Rating Area 6	Tobacco User/Non-Tobacco User	34	624.29	686.51
	22444PA0010103	Rating Area 6	Tobacco User/Non-Tobacco User	35	628.40	691.14
	22444PA0010103	Rating Area 6	Tobacco User/Non-Tobacco User	36	632.51	695.76
	22444PA0010103	Rating Area 6	Tobacco User/Non-Tobacco User	37	636.63	700.39
	22444PA0010103	Rating Area 6	Tobacco User/Non-Tobacco User	38	640.74	705.02
	22444PA0010103	Rating Area 6	Tobacco User/Non-Tobacco User	39	648.97	713.76
	22444PA0010103	Rating Area 6	Tobacco User/Non-Tobacco User	40	657.20	723.02
	22444PA0010103	Rating Area 6	Tobacco User/Non-Tobacco User	41	669.54	736.39
	22444PA0010103	Rating Area 6	Tobacco User/Non-Tobacco User	42	681.37	749.76
	22444PA0010103	Rating Area 6	Tobacco User/Non-Tobacco User	43	697.82	767.76
	22444PA0010103	Rating Area 6	Tobacco User/Non-Tobacco User	44	718.39	790.38
	22444PA0010103	Rating Area 6	Tobacco User/Non-Tobacco User	45	742.56	816.61
	22444PA0010103	Rating Area 6	Tobacco User/Non-Tobacco User	46	771.36	848.49
	22444PA0010103	Rating Area 6	Tobacco User/Non-Tobacco User	47	803.75	883.98
	22444PA0010103	Rating Area 6	Tobacco User/Non-Tobacco User	48	840.78	925.12
	22444PA0010103	Rating Area 6	Tobacco User/Non-Tobacco User	49	877.29	965.23
	22444PA0010103	Rating Area 6	Tobacco User/Non-Tobacco User	50	918.43	1010.48
	22444PA0010103	Rating Area 6	Tobacco User/Non-Tobacco User	51	959.05	1055.22
	22444PA0010103	Rating Area 6	Tobacco User/Non-Tobacco User	52	1003.79	1104.07
	22444PA0010103	Rating Area 6	Tobacco User/Non-Tobacco User	53	1049.05	1153.95
	22444PA0010103	Rating Area 6	Tobacco User/Non-Tobacco User	54	1097.90	1207.43
	22444PA0010103	Rating Area 6	Tobacco User/Non-Tobacco User	55	1146.75	1261.43
	22444PA0010103	Rating Area 6	Tobacco User/Non-Tobacco User	56	1199.72	1319.54
	22444PA0010103	Rating Area 6	Tobacco User/Non-Tobacco User	57	1253.20	1378.67
	22444PA0010103	Rating Area 6	Tobacco User/Non-Tobacco User	58	1310.28	1441.41
	22444PA0010103	Rating Area 6	Tobacco User/Non-Tobacco User	59	1338.56	1472.26
	22444PA0010103	Rating Area 6	Tobacco User/Non-Tobacco User	60	1395.64	1535.00
	22444PA0010103	Rating Area 6	Tobacco User/Non-Tobacco User	61	1445.01	1589.51
	22444PA0010103	Rating Area 6	Tobacco User/Non-Tobacco User	62	1477.41	1624.99
	22444PA0010103	Rating Area 6	Tobacco User/Non-Tobacco User	63	1518.03	1669.73
	22444PA0010103	Rating Area 6	Tobacco User/Non-Tobacco User	64 and over	1542.72	1696.99
	22444PA0010104	Rating Area 3	Tobacco User/Non-Tobacco User	0-14	301.63	301.63
	22444PA0010104	Rating Area 3	Tobacco User/Non-Tobacco User	15	328.45	328.45

	22444PA0010104	Rating Area 3	Tobacco User/Non-Tobacco User	16	338.70	338.70
	22444PA0010104	Rating Area 3	Tobacco User/Non-Tobacco User	17	348.95	348.95
	22444PA0010104	Rating Area 3	Tobacco User/Non-Tobacco User	18	359.99	395.87
	22444PA0010104	Rating Area 3	Tobacco User/Non-Tobacco User	19	371.03	408.09
	22444PA0010104	Rating Area 3	Tobacco User/Non-Tobacco User	20	382.46	420.71
	22444PA0010104	Rating Area 3	Tobacco User/Non-Tobacco User	21	394.30	433.73
	22444PA0010104	Rating Area 3	Tobacco User/Non-Tobacco User	22	394.30	433.73
	22444PA0010104	Rating Area 3	Tobacco User/Non-Tobacco User	23	394.30	433.73
	22444PA0010104	Rating Area 3	Tobacco User/Non-Tobacco User	24	394.30	433.73
	22444PA0010104	Rating Area 3	Tobacco User/Non-Tobacco User	25	395.87	435.30
	22444PA0010104	Rating Area 3	Tobacco User/Non-Tobacco User	26	403.76	443.97
	22444PA0010104	Rating Area 3	Tobacco User/Non-Tobacco User	27	413.22	454.62
	22444PA0010104	Rating Area 3	Tobacco User/Non-Tobacco User	28	428.60	471.57
	22444PA0010104	Rating Area 3	Tobacco User/Non-Tobacco User	29	441.21	485.37
	22444PA0010104	Rating Area 3	Tobacco User/Non-Tobacco User	30	447.52	492.47
	22444PA0010104	Rating Area 3	Tobacco User/Non-Tobacco User	31	456.98	502.72
	22444PA0010104	Rating Area 3	Tobacco User/Non-Tobacco User	32	466.45	512.97
	22444PA0010104	Rating Area 3	Tobacco User/Non-Tobacco User	33	472.36	519.68
	22444PA0010104	Rating Area 3	Tobacco User/Non-Tobacco User	34	478.67	526.38
	22444PA0010104	Rating Area 3	Tobacco User/Non-Tobacco User	35	481.82	529.93
	22444PA0010104	Rating Area 3	Tobacco User/Non-Tobacco User	36	484.98	533.48
	22444PA0010104	Rating Area 3	Tobacco User/Non-Tobacco User	37	488.13	537.03
	22444PA0010104	Rating Area 3	Tobacco User/Non-Tobacco User	38	491.29	540.57
	22444PA0010104	Rating Area 3	Tobacco User/Non-Tobacco User	39	497.60	547.28
	22444PA0010104	Rating Area 3	Tobacco User/Non-Tobacco User	40	503.91	554.37
	22444PA0010104	Rating Area 3	Tobacco User/Non-Tobacco User	41	513.37	564.63
	22444PA0010104	Rating Area 3	Tobacco User/Non-Tobacco User	42	522.44	574.88
	22444PA0010104	Rating Area 3	Tobacco User/Non-Tobacco User	43	535.05	588.68
	22444PA0010104	Rating Area 3	Tobacco User/Non-Tobacco User	44	550.83	606.03
	22444PA0010104	Rating Area 3	Tobacco User/Non-Tobacco User	45	569.36	626.14
	22444PA0010104	Rating Area 3	Tobacco User/Non-Tobacco User	46	591.44	650.58
	22444PA0010104	Rating Area 3	Tobacco User/Non-Tobacco User	47	616.28	677.79
	22444PA0010104	Rating Area 3	Tobacco User/Non-Tobacco User	48	644.67	709.33
	22444PA0010104	Rating Area 3	Tobacco User/Non-Tobacco User	49	672.66	740.09
	22444PA0010104	Rating Area 3	Tobacco User/Non-Tobacco User	50	704.21	774.78
	22444PA0010104	Rating Area 3	Tobacco User/Non-Tobacco User	51	735.35	809.09
	22444PA0010104	Rating Area 3	Tobacco User/Non-Tobacco User	52	769.66	846.54
	22444PA0010104	Rating Area 3	Tobacco User/Non-Tobacco User	53	804.36	884.79
	22444PA0010104	Rating Area 3	Tobacco User/Non-Tobacco User	54	841.81	925.80
	22444PA0010104	Rating Area 3	Tobacco User/Non-Tobacco User	55	879.27	967.20
	22444PA0010104	Rating Area 3	Tobacco User/Non-Tobacco User	56	919.88	1011.75
	22444PA0010104	Rating Area 3	Tobacco User/Non-Tobacco User	57	960.89	1057.10
	22444PA0010104	Rating Area 3	Tobacco User/Non-Tobacco User	58	1004.66	1105.20
	22444PA0010104	Rating Area 3	Tobacco User/Non-Tobacco User	59	1026.34	1128.86
	22444PA0010104	Rating Area 3	Tobacco User/Non-Tobacco User	60	1070.11	1176.96
	22444PA0010104	Rating Area 3	Tobacco User/Non-Tobacco User	61	1107.96	1218.76
	22444PA0010104	Rating Area 3	Tobacco User/Non-Tobacco User	62	1132.80	1245.96
	22444PA0010104	Rating Area 3	Tobacco User/Non-Tobacco User	63	1163.95	1280.27
	22444PA0010104	Rating Area 3	Tobacco User/Non-Tobacco User	64 and over	1182.88	1301.16
	22444PA0010105	Rating Area 7	Tobacco User/Non-Tobacco User	0-14	399.90	399.90
	22444PA0010105	Rating Area 7	Tobacco User/Non-Tobacco User	15	435.45	435.45
	22444PA0010105	Rating Area 7	Tobacco User/Non-Tobacco User	16	449.04	449.04
	22444PA0010105	Rating Area 7	Tobacco User/Non-Tobacco User	17	462.63	462.63
	22444PA0010105	Rating Area 7	Tobacco User/Non-Tobacco User	18	477.27	524.84
	22444PA0010105	Rating Area 7	Tobacco User/Non-Tobacco User	19	491.90	541.04
	22444PA0010105	Rating Area 7	Tobacco User/Non-Tobacco User	20	507.06	557.77
	22444PA0010105	Rating Area 7	Tobacco User/Non-Tobacco User	21	522.75	575.02
	22444PA0010105	Rating Area 7	Tobacco User/Non-Tobacco User	22	522.75	575.02
	22444PA0010105	Rating Area 7	Tobacco User/Non-Tobacco User	23	522.75	575.02
	22444PA0010105	Rating Area 7	Tobacco User/Non-Tobacco User	24	522.75	575.02
	22444PA0010105	Rating Area 7	Tobacco User/Non-Tobacco User	25	524.84	577.11
	22444PA0010105	Rating Area 7	Tobacco User/Non-Tobacco User	26	535.29	588.61
	22444PA0010105	Rating Area 7	Tobacco User/Non-Tobacco User	27	547.84	602.73
	22444PA0010105	Rating Area 7	Tobacco User/Non-Tobacco User	28	568.22	625.20

22444PA0010105	Rating Area 7	Tobacco User/Non-Tobacco User	29	584.95	643.50
	Rating Area 7	Tobacco User/Non-Tobacco User	30	593.32	652.91
	Rating Area 7	Tobacco User/Non-Tobacco User	31	605.86	666.50
	Rating Area 7	Tobacco User/Non-Tobacco User	32	618.41	680.09
	Rating Area 7	Tobacco User/Non-Tobacco User	33	626.25	688.98
	Rating Area 7	Tobacco User/Non-Tobacco User	34	634.61	697.86
	Rating Area 7	Tobacco User/Non-Tobacco User	35	638.79	702.57
	Rating Area 7	Tobacco User/Non-Tobacco User	36	642.98	707.27
	Rating Area 7	Tobacco User/Non-Tobacco User	37	647.16	711.98
	Rating Area 7	Tobacco User/Non-Tobacco User	38	651.34	716.68
	Rating Area 7	Tobacco User/Non-Tobacco User	39	659.70	725.57
	Rating Area 7	Tobacco User/Non-Tobacco User	40	668.07	734.98
	Rating Area 7	Tobacco User/Non-Tobacco User	41	680.61	748.57
	Rating Area 7	Tobacco User/Non-Tobacco User	42	692.64	762.16
	Rating Area 7	Tobacco User/Non-Tobacco User	43	709.37	780.46
	Rating Area 7	Tobacco User/Non-Tobacco User	44	730.28	803.46
	Rating Area 7	Tobacco User/Non-Tobacco User	45	754.84	830.12
	Rating Area 7	Tobacco User/Non-Tobacco User	46	784.12	862.53
	Rating Area 7	Tobacco User/Non-Tobacco User	47	817.05	898.60
	Rating Area 7	Tobacco User/Non-Tobacco User	48	854.69	940.42
	Rating Area 7	Tobacco User/Non-Tobacco User	49	891.80	981.19
	Rating Area 7	Tobacco User/Non-Tobacco User	50	933.62	1027.19
	Rating Area 7	Tobacco User/Non-Tobacco User	51	974.92	1072.67
	Rating Area 7	Tobacco User/Non-Tobacco User	52	1020.40	1122.33
	Rating Area 7	Tobacco User/Non-Tobacco User	53	1066.40	1173.04
	Rating Area 7	Tobacco User/Non-Tobacco User	54	1116.06	1227.41
	Rating Area 7	Tobacco User/Non-Tobacco User	55	1165.72	1282.29
	Rating Area 7	Tobacco User/Non-Tobacco User	56	1219.56	1341.36
	Rating Area 7	Tobacco User/Non-Tobacco User	57	1273.93	1401.48
	Rating Area 7	Tobacco User/Non-Tobacco User	58	1331.96	1465.26
	Rating Area 7	Tobacco User/Non-Tobacco User	59	1360.71	1496.62
	Rating Area 7	Tobacco User/Non-Tobacco User	60	1418.73	1560.39
	Rating Area 7	Tobacco User/Non-Tobacco User	61	1468.91	1615.81
	Rating Area 7	Tobacco User/Non-Tobacco User	62	1501.85	1651.88
	Rating Area 7	Tobacco User/Non-Tobacco User	63	1543.14	1697.35
	Rating Area 7	Tobacco User/Non-Tobacco User	64 and over	1568.24	1725.06
22444PA0010106	Rating Area 5	Tobacco User/Non-Tobacco User	0-14	218.52	218.52
22444PA0010106	Rating Area 5	Tobacco User/Non-Tobacco User	15	237.94	237.94
	Rating Area 5	Tobacco User/Non-Tobacco User	16	245.37	245.37
	Rating Area 5	Tobacco User/Non-Tobacco User	17	252.79	252.79
	Rating Area 5	Tobacco User/Non-Tobacco User	18	260.79	286.78
	Rating Area 5	Tobacco User/Non-Tobacco User	19	268.79	295.64
	Rating Area 5	Tobacco User/Non-Tobacco User	20	277.07	304.78
	Rating Area 5	Tobacco User/Non-Tobacco User	21	285.65	314.21
	Rating Area 5	Tobacco User/Non-Tobacco User	22	285.65	314.21
	Rating Area 5	Tobacco User/Non-Tobacco User	23	285.65	314.21
	Rating Area 5	Tobacco User/Non-Tobacco User	24	285.65	314.21
	Rating Area 5	Tobacco User/Non-Tobacco User	25	286.78	315.35
	Rating Area 5	Tobacco User/Non-Tobacco User	26	292.50	321.63
	Rating Area 5	Tobacco User/Non-Tobacco User	27	299.35	329.35
	Rating Area 5	Tobacco User/Non-Tobacco User	28	310.49	341.63
	Rating Area 5	Tobacco User/Non-Tobacco User	29	319.63	351.63
	Rating Area 5	Tobacco User/Non-Tobacco User	30	324.20	356.77
	Rating Area 5	Tobacco User/Non-Tobacco User	31	331.06	364.19
	Rating Area 5	Tobacco User/Non-Tobacco User	32	337.91	371.62
	Rating Area 5	Tobacco User/Non-Tobacco User	33	342.20	376.48
	Rating Area 5	Tobacco User/Non-Tobacco User	34	346.77	381.33
	Rating Area 5	Tobacco User/Non-Tobacco User	35	349.05	383.90
	Rating Area 5	Tobacco User/Non-Tobacco User	36	351.34	386.47
	Rating Area 5	Tobacco User/Non-Tobacco User	37	353.63	389.04
	Rating Area 5	Tobacco User/Non-Tobacco User	38	355.91	391.62
	Rating Area 5	Tobacco User/Non-Tobacco User	39	360.48	396.47
	Rating Area 5	Tobacco User/Non-Tobacco User	40	365.05	401.61
	Rating Area 5	Tobacco User/Non-Tobacco User	41	371.91	409.04

22444PA0010106	Rating Area 5	Tobacco User/Non-Tobacco User	42	378.48	416.47
	Rating Area 5	Tobacco User/Non-Tobacco User	43	387.62	426.46
	Rating Area 5	Tobacco User/Non-Tobacco User	44	399.04	439.03
	Rating Area 5	Tobacco User/Non-Tobacco User	45	412.47	453.60
	Rating Area 5	Tobacco User/Non-Tobacco User	46	428.46	471.31
	Rating Area 5	Tobacco User/Non-Tobacco User	47	446.46	491.02
	Rating Area 5	Tobacco User/Non-Tobacco User	48	467.02	513.87
	Rating Area 5	Tobacco User/Non-Tobacco User	49	487.31	536.15
	Rating Area 5	Tobacco User/Non-Tobacco User	50	510.16	561.29
	Rating Area 5	Tobacco User/Non-Tobacco User	51	532.72	586.14
	Rating Area 5	Tobacco User/Non-Tobacco User	52	557.57	613.27
	Rating Area 5	Tobacco User/Non-Tobacco User	53	582.71	640.98
	Rating Area 5	Tobacco User/Non-Tobacco User	54	609.85	670.69
	Rating Area 5	Tobacco User/Non-Tobacco User	55	636.98	700.68
	Rating Area 5	Tobacco User/Non-Tobacco User	56	666.40	732.96
	Rating Area 5	Tobacco User/Non-Tobacco User	57	696.11	765.81
	Rating Area 5	Tobacco User/Non-Tobacco User	58	727.82	800.66
	Rating Area 5	Tobacco User/Non-Tobacco User	59	743.53	817.79
	Rating Area 5	Tobacco User/Non-Tobacco User	60	775.23	852.64
	Rating Area 5	Tobacco User/Non-Tobacco User	61	802.65	882.92
	Rating Area 5	Tobacco User/Non-Tobacco User	62	820.65	902.63
	Rating Area 5	Tobacco User/Non-Tobacco User	63	843.22	927.48
	Rating Area 5	Tobacco User/Non-Tobacco User	64 and over	856.93	942.62
22444PA0010107	Rating Area 2	Tobacco User/Non-Tobacco User	0-14	213.52	213.52
22444PA0010107	Rating Area 2	Tobacco User/Non-Tobacco User	15	232.50	232.50
	Rating Area 2	Tobacco User/Non-Tobacco User	16	239.76	239.76
	Rating Area 2	Tobacco User/Non-Tobacco User	17	247.02	247.02
	Rating Area 2	Tobacco User/Non-Tobacco User	18	254.83	280.23
	Rating Area 2	Tobacco User/Non-Tobacco User	19	262.65	288.89
	Rating Area 2	Tobacco User/Non-Tobacco User	20	270.74	297.82
	Rating Area 2	Tobacco User/Non-Tobacco User	21	279.12	307.03
	Rating Area 2	Tobacco User/Non-Tobacco User	22	279.12	307.03
	Rating Area 2	Tobacco User/Non-Tobacco User	23	279.12	307.03
	Rating Area 2	Tobacco User/Non-Tobacco User	24	279.12	307.03
	Rating Area 2	Tobacco User/Non-Tobacco User	25	280.23	308.14
	Rating Area 2	Tobacco User/Non-Tobacco User	26	285.82	314.29
	Rating Area 2	Tobacco User/Non-Tobacco User	27	292.51	321.82
	Rating Area 2	Tobacco User/Non-Tobacco User	28	303.40	333.82
	Rating Area 2	Tobacco User/Non-Tobacco User	29	312.33	343.59
	Rating Area 2	Tobacco User/Non-Tobacco User	30	316.80	348.62
	Rating Area 2	Tobacco User/Non-Tobacco User	31	323.50	355.87
	Rating Area 2	Tobacco User/Non-Tobacco User	32	330.19	363.13
	Rating Area 2	Tobacco User/Non-Tobacco User	33	334.38	367.88
	Rating Area 2	Tobacco User/Non-Tobacco User	34	338.85	372.62
	Rating Area 2	Tobacco User/Non-Tobacco User	35	341.08	375.13
	Rating Area 2	Tobacco User/Non-Tobacco User	36	343.31	377.64
	Rating Area 2	Tobacco User/Non-Tobacco User	37	345.55	380.16
	Rating Area 2	Tobacco User/Non-Tobacco User	38	347.78	382.67
	Rating Area 2	Tobacco User/Non-Tobacco User	39	352.25	387.41
	Rating Area 2	Tobacco User/Non-Tobacco User	40	356.71	392.44
	Rating Area 2	Tobacco User/Non-Tobacco User	41	363.41	399.69
	Rating Area 2	Tobacco User/Non-Tobacco User	42	369.83	406.95
	Rating Area 2	Tobacco User/Non-Tobacco User	43	378.76	416.72
	Rating Area 2	Tobacco User/Non-Tobacco User	44	389.93	429.00
	Rating Area 2	Tobacco User/Non-Tobacco User	45	403.04	443.24
	Rating Area 2	Tobacco User/Non-Tobacco User	46	418.67	460.54
	Rating Area 2	Tobacco User/Non-Tobacco User	47	436.26	479.80
	Rating Area 2	Tobacco User/Non-Tobacco User	48	456.36	502.13
	Rating Area 2	Tobacco User/Non-Tobacco User	49	476.17	523.90
	Rating Area 2	Tobacco User/Non-Tobacco User	50	498.50	548.46
	Rating Area 2	Tobacco User/Non-Tobacco User	51	520.55	572.75
	Rating Area 2	Tobacco User/Non-Tobacco User	52	544.84	599.26
	Rating Area 2	Tobacco User/Non-Tobacco User	53	569.40	626.34
	Rating Area 2	Tobacco User/Non-Tobacco User	54	595.91	655.37

	22444PA0010107	Rating Area 2	Tobacco User/Non-Tobacco User	55	622.43	684.67
	22444PA0010107	Rating Area 2	Tobacco User/Non-Tobacco User	56	651.18	716.21
	22444PA0010107	Rating Area 2	Tobacco User/Non-Tobacco User	57	680.21	748.31
	22444PA0010107	Rating Area 2	Tobacco User/Non-Tobacco User	58	711.19	782.36
	22444PA0010107	Rating Area 2	Tobacco User/Non-Tobacco User	59	726.54	799.11
	22444PA0010107	Rating Area 2	Tobacco User/Non-Tobacco User	60	757.52	833.16
	22444PA0010107	Rating Area 2	Tobacco User/Non-Tobacco User	61	784.32	862.75
	22444PA0010107	Rating Area 2	Tobacco User/Non-Tobacco User	62	801.90	882.01
	22444PA0010107	Rating Area 2	Tobacco User/Non-Tobacco User	63	823.95	906.29
	22444PA0010107	Rating Area 2	Tobacco User/Non-Tobacco User	64 and over	837.35	921.08
	22444PA0010108	Rating Area 3	Tobacco User/Non-Tobacco User	0-14	210.35	210.35
	22444PA0010108	Rating Area 3	Tobacco User/Non-Tobacco User	15	229.04	229.04
	22444PA0010108	Rating Area 3	Tobacco User/Non-Tobacco User	16	236.19	236.19
	22444PA0010108	Rating Area 3	Tobacco User/Non-Tobacco User	17	243.34	243.34
	22444PA0010108	Rating Area 3	Tobacco User/Non-Tobacco User	18	251.04	276.06
	22444PA0010108	Rating Area 3	Tobacco User/Non-Tobacco User	19	258.74	284.59
	22444PA0010108	Rating Area 3	Tobacco User/Non-Tobacco User	20	266.72	293.39
	22444PA0010108	Rating Area 3	Tobacco User/Non-Tobacco User	21	274.97	302.47
	22444PA0010108	Rating Area 3	Tobacco User/Non-Tobacco User	22	274.97	302.47
	22444PA0010108	Rating Area 3	Tobacco User/Non-Tobacco User	23	274.97	302.47
	22444PA0010108	Rating Area 3	Tobacco User/Non-Tobacco User	24	274.97	302.47
	22444PA0010108	Rating Area 3	Tobacco User/Non-Tobacco User	25	276.06	303.56
	22444PA0010108	Rating Area 3	Tobacco User/Non-Tobacco User	26	281.56	309.61
	22444PA0010108	Rating Area 3	Tobacco User/Non-Tobacco User	27	288.16	317.03
	22444PA0010108	Rating Area 3	Tobacco User/Non-Tobacco User	28	298.89	328.86
	22444PA0010108	Rating Area 3	Tobacco User/Non-Tobacco User	29	307.68	338.48
	22444PA0010108	Rating Area 3	Tobacco User/Non-Tobacco User	30	312.08	343.43
	22444PA0010108	Rating Area 3	Tobacco User/Non-Tobacco User	31	318.68	350.58
	22444PA0010108	Rating Area 3	Tobacco User/Non-Tobacco User	32	325.28	357.73
	22444PA0010108	Rating Area 3	Tobacco User/Non-Tobacco User	33	329.41	362.40
	22444PA0010108	Rating Area 3	Tobacco User/Non-Tobacco User	34	333.81	367.08
	22444PA0010108	Rating Area 3	Tobacco User/Non-Tobacco User	35	336.01	369.55
	22444PA0010108	Rating Area 3	Tobacco User/Non-Tobacco User	36	338.21	372.03
	22444PA0010108	Rating Area 3	Tobacco User/Non-Tobacco User	37	340.41	374.50
	22444PA0010108	Rating Area 3	Tobacco User/Non-Tobacco User	38	342.61	376.98
	22444PA0010108	Rating Area 3	Tobacco User/Non-Tobacco User	39	347.00	381.65
	22444PA0010108	Rating Area 3	Tobacco User/Non-Tobacco User	40	351.40	386.60
	22444PA0010108	Rating Area 3	Tobacco User/Non-Tobacco User	41	358.00	393.75
	22444PA0010108	Rating Area 3	Tobacco User/Non-Tobacco User	42	364.33	400.90
	22444PA0010108	Rating Area 3	Tobacco User/Non-Tobacco User	43	373.13	410.52
	22444PA0010108	Rating Area 3	Tobacco User/Non-Tobacco User	44	384.12	422.62
	22444PA0010108	Rating Area 3	Tobacco User/Non-Tobacco User	45	397.05	436.64
	22444PA0010108	Rating Area 3	Tobacco User/Non-Tobacco User	46	412.45	453.69
	22444PA0010108	Rating Area 3	Tobacco User/Non-Tobacco User	47	429.77	472.66
	22444PA0010108	Rating Area 3	Tobacco User/Non-Tobacco User	48	449.57	494.66
	22444PA0010108	Rating Area 3	Tobacco User/Non-Tobacco User	49	469.09	516.11
	22444PA0010108	Rating Area 3	Tobacco User/Non-Tobacco User	50	491.09	540.30
	22444PA0010108	Rating Area 3	Tobacco User/Non-Tobacco User	51	512.81	564.23
	22444PA0010108	Rating Area 3	Tobacco User/Non-Tobacco User	52	536.73	590.35
	22444PA0010108	Rating Area 3	Tobacco User/Non-Tobacco User	53	560.93	617.02
	22444PA0010108	Rating Area 3	Tobacco User/Non-Tobacco User	54	587.05	645.62
	22444PA0010108	Rating Area 3	Tobacco User/Non-Tobacco User	55	613.17	674.49
	22444PA0010108	Rating Area 3	Tobacco User/Non-Tobacco User	56	641.49	705.56
	22444PA0010108	Rating Area 3	Tobacco User/Non-Tobacco User	57	670.09	737.18
	22444PA0010108	Rating Area 3	Tobacco User/Non-Tobacco User	58	700.61	770.72
	22444PA0010108	Rating Area 3	Tobacco User/Non-Tobacco User	59	715.73	787.22
	22444PA0010108	Rating Area 3	Tobacco User/Non-Tobacco User	60	746.25	820.77
	22444PA0010108	Rating Area 3	Tobacco User/Non-Tobacco User	61	772.65	849.91
	22444PA0010108	Rating Area 3	Tobacco User/Non-Tobacco User	62	789.97	868.89
	22444PA0010108	Rating Area 3	Tobacco User/Non-Tobacco User	63	811.69	892.81
	22444PA0010108	Rating Area 3	Tobacco User/Non-Tobacco User	64 and over	824.89	907.38
	22444PA0010109	Rating Area 6	Tobacco User/Non-Tobacco User	0-14	274.34	274.34
	22444PA0010109	Rating Area 6	Tobacco User/Non-Tobacco User	15	298.72	298.72
	22444PA0010109	Rating Area 6	Tobacco User/Non-Tobacco User	16	308.05	308.05

	22444PA0010109 Rating Area 6		Tobacco User/Non-Tobacco User	17	317.37	317.37
	22444PA0010109 Rating Area 6		Tobacco User/Non-Tobacco User	18	327.41	360.04
	22444PA0010109 Rating Area 6		Tobacco User/Non-Tobacco User	19	337.45	371.16
	22444PA0010109 Rating Area 6		Tobacco User/Non-Tobacco User	20	347.85	382.64
	22444PA0010109 Rating Area 6		Tobacco User/Non-Tobacco User	21	358.61	394.48
	22444PA0010109 Rating Area 6		Tobacco User/Non-Tobacco User	22	358.61	394.48
	22444PA0010109 Rating Area 6		Tobacco User/Non-Tobacco User	23	358.61	394.48
	22444PA0010109 Rating Area 6		Tobacco User/Non-Tobacco User	24	358.61	394.48
	22444PA0010109 Rating Area 6		Tobacco User/Non-Tobacco User	25	360.04	395.91
	22444PA0010109 Rating Area 6		Tobacco User/Non-Tobacco User	26	367.22	403.79
	22444PA0010109 Rating Area 6		Tobacco User/Non-Tobacco User	27	375.82	413.48
	22444PA0010109 Rating Area 6		Tobacco User/Non-Tobacco User	28	389.81	428.90
	22444PA0010109 Rating Area 6		Tobacco User/Non-Tobacco User	29	401.28	441.45
	22444PA0010109 Rating Area 6		Tobacco User/Non-Tobacco User	30	407.02	447.90
	22444PA0010109 Rating Area 6		Tobacco User/Non-Tobacco User	31	415.63	457.23
	22444PA0010109 Rating Area 6		Tobacco User/Non-Tobacco User	32	424.24	466.55
	22444PA0010109 Rating Area 6		Tobacco User/Non-Tobacco User	33	429.61	472.65
	22444PA0010109 Rating Area 6		Tobacco User/Non-Tobacco User	34	435.35	478.74
	22444PA0010109 Rating Area 6		Tobacco User/Non-Tobacco User	35	438.22	481.97
	22444PA0010109 Rating Area 6		Tobacco User/Non-Tobacco User	36	441.09	485.20
	22444PA0010109 Rating Area 6		Tobacco User/Non-Tobacco User	37	443.96	488.43
	22444PA0010109 Rating Area 6		Tobacco User/Non-Tobacco User	38	446.83	491.65
	22444PA0010109 Rating Area 6		Tobacco User/Non-Tobacco User	39	452.57	497.75
	22444PA0010109 Rating Area 6		Tobacco User/Non-Tobacco User	40	458.30	504.21
	22444PA0010109 Rating Area 6		Tobacco User/Non-Tobacco User	41	466.91	513.53
	22444PA0010109 Rating Area 6		Tobacco User/Non-Tobacco User	42	475.16	522.85
	22444PA0010109 Rating Area 6		Tobacco User/Non-Tobacco User	43	486.63	535.40
	22444PA0010109 Rating Area 6		Tobacco User/Non-Tobacco User	44	500.98	551.18
	22444PA0010109 Rating Area 6		Tobacco User/Non-Tobacco User	45	517.83	569.47
	22444PA0010109 Rating Area 6		Tobacco User/Non-Tobacco User	46	537.91	591.71
	22444PA0010109 Rating Area 6		Tobacco User/Non-Tobacco User	47	560.51	616.45
	22444PA0010109 Rating Area 6		Tobacco User/Non-Tobacco User	48	586.33	645.14
	22444PA0010109 Rating Area 6		Tobacco User/Non-Tobacco User	49	611.79	673.11
	22444PA0010109 Rating Area 6		Tobacco User/Non-Tobacco User	50	640.48	704.67
	22444PA0010109 Rating Area 6		Tobacco User/Non-Tobacco User	51	668.81	735.87
	22444PA0010109 Rating Area 6		Tobacco User/Non-Tobacco User	52	700.01	769.94
	22444PA0010109 Rating Area 6		Tobacco User/Non-Tobacco User	53	731.56	804.72
	22444PA0010109 Rating Area 6		Tobacco User/Non-Tobacco User	54	765.63	842.02
	22444PA0010109 Rating Area 6		Tobacco User/Non-Tobacco User	55	799.70	879.67
	22444PA0010109 Rating Area 6		Tobacco User/Non-Tobacco User	56	836.64	920.19
	22444PA0010109 Rating Area 6		Tobacco User/Non-Tobacco User	57	873.93	961.43
	22444PA0010109 Rating Area 6		Tobacco User/Non-Tobacco User	58	913.74	1005.18
	22444PA0010109 Rating Area 6		Tobacco User/Non-Tobacco User	59	933.46	1026.70
	22444PA0010109 Rating Area 6		Tobacco User/Non-Tobacco User	60	973.27	1070.45
	22444PA0010109 Rating Area 6		Tobacco User/Non-Tobacco User	61	1007.69	1108.46
	22444PA0010109 Rating Area 6		Tobacco User/Non-Tobacco User	62	1030.29	1133.21
	22444PA0010109 Rating Area 6		Tobacco User/Non-Tobacco User	63	1058.62	1164.41
	22444PA0010109 Rating Area 6		Tobacco User/Non-Tobacco User	64 and over	1075.83	1183.41
	22444PA0010110	Rating Area 3	Tobacco User/Non-Tobacco User	0-14	210.35	210.35
	22444PA0010110 Rating Area 3		Tobacco User/Non-Tobacco User	15	229.04	229.04
	22444PA0010110 Rating Area 3		Tobacco User/Non-Tobacco User	16	236.19	236.19
	22444PA0010110 Rating Area 3		Tobacco User/Non-Tobacco User	17	243.34	243.34
	22444PA0010110 Rating Area 3		Tobacco User/Non-Tobacco User	18	251.04	276.06
	22444PA0010110 Rating Area 3		Tobacco User/Non-Tobacco User	19	258.74	284.59
	22444PA0010110 Rating Area 3		Tobacco User/Non-Tobacco User	20	266.72	293.39
	22444PA0010110 Rating Area 3		Tobacco User/Non-Tobacco User	21	274.97	302.47
	22444PA0010110 Rating Area 3		Tobacco User/Non-Tobacco User	22	274.97	302.47
	22444PA0010110 Rating Area 3		Tobacco User/Non-Tobacco User	23	274.97	302.47
	22444PA0010110 Rating Area 3		Tobacco User/Non-Tobacco User	24	274.97	302.47
	22444PA0010110 Rating Area 3		Tobacco User/Non-Tobacco User	25	276.06	303.56
	22444PA0010110 Rating Area 3		Tobacco User/Non-Tobacco User	26	281.56	309.61
	22444PA0010110 Rating Area 3		Tobacco User/Non-Tobacco User	27	288.16	317.03
	22444PA0010110 Rating Area 3		Tobacco User/Non-Tobacco User	28	298.89	328.86
	22444PA0010110 Rating Area 3		Tobacco User/Non-Tobacco User	29	307.68	338.48

	22444PA0010110	Rating Area 3	Tobacco User/Non-Tobacco User	30	312.08	343.43
	22444PA0010110	Rating Area 3	Tobacco User/Non-Tobacco User	31	318.68	350.58
	22444PA0010110	Rating Area 3	Tobacco User/Non-Tobacco User	32	325.28	357.73
	22444PA0010110	Rating Area 3	Tobacco User/Non-Tobacco User	33	329.41	362.40
	22444PA0010110	Rating Area 3	Tobacco User/Non-Tobacco User	34	333.81	367.08
	22444PA0010110	Rating Area 3	Tobacco User/Non-Tobacco User	35	336.01	369.55
	22444PA0010110	Rating Area 3	Tobacco User/Non-Tobacco User	36	338.21	372.03
	22444PA0010110	Rating Area 3	Tobacco User/Non-Tobacco User	37	340.41	374.50
	22444PA0010110	Rating Area 3	Tobacco User/Non-Tobacco User	38	342.61	376.98
	22444PA0010110	Rating Area 3	Tobacco User/Non-Tobacco User	39	347.00	381.65
	22444PA0010110	Rating Area 3	Tobacco User/Non-Tobacco User	40	351.40	386.60
	22444PA0010110	Rating Area 3	Tobacco User/Non-Tobacco User	41	358.00	393.75
	22444PA0010110	Rating Area 3	Tobacco User/Non-Tobacco User	42	364.33	400.90
	22444PA0010110	Rating Area 3	Tobacco User/Non-Tobacco User	43	373.13	410.52
	22444PA0010110	Rating Area 3	Tobacco User/Non-Tobacco User	44	384.12	422.62
	22444PA0010110	Rating Area 3	Tobacco User/Non-Tobacco User	45	397.05	436.64
	22444PA0010110	Rating Area 3	Tobacco User/Non-Tobacco User	46	412.45	453.69
	22444PA0010110	Rating Area 3	Tobacco User/Non-Tobacco User	47	429.77	472.66
	22444PA0010110	Rating Area 3	Tobacco User/Non-Tobacco User	48	449.57	494.66
	22444PA0010110	Rating Area 3	Tobacco User/Non-Tobacco User	49	469.09	516.11
	22444PA0010110	Rating Area 3	Tobacco User/Non-Tobacco User	50	491.09	540.30
	22444PA0010110	Rating Area 3	Tobacco User/Non-Tobacco User	51	512.81	564.23
	22444PA0010110	Rating Area 3	Tobacco User/Non-Tobacco User	52	536.73	590.35
	22444PA0010110	Rating Area 3	Tobacco User/Non-Tobacco User	53	560.93	617.02
	22444PA0010110	Rating Area 3	Tobacco User/Non-Tobacco User	54	587.05	645.62
	22444PA0010110	Rating Area 3	Tobacco User/Non-Tobacco User	55	613.17	674.49
	22444PA0010110	Rating Area 3	Tobacco User/Non-Tobacco User	56	641.49	705.56
	22444PA0010110	Rating Area 3	Tobacco User/Non-Tobacco User	57	670.09	737.18
	22444PA0010110	Rating Area 3	Tobacco User/Non-Tobacco User	58	700.61	770.72
	22444PA0010110	Rating Area 3	Tobacco User/Non-Tobacco User	59	715.73	787.22
	22444PA0010110	Rating Area 3	Tobacco User/Non-Tobacco User	60	746.25	820.77
	22444PA0010110	Rating Area 3	Tobacco User/Non-Tobacco User	61	772.65	849.91
	22444PA0010110	Rating Area 3	Tobacco User/Non-Tobacco User	62	789.97	868.89
	22444PA0010110	Rating Area 3	Tobacco User/Non-Tobacco User	63	811.69	892.81
	22444PA0010110	Rating Area 3	Tobacco User/Non-Tobacco User	64 and over	824.89	907.38
	22444PA0010111	Rating Area 6	Tobacco User/Non-Tobacco User	0-14	274.34	274.34
	22444PA0010111	Rating Area 6	Tobacco User/Non-Tobacco User	15	298.72	298.72
	22444PA0010111	Rating Area 6	Tobacco User/Non-Tobacco User	16	308.05	308.05
	22444PA0010111	Rating Area 6	Tobacco User/Non-Tobacco User	17	317.37	317.37
	22444PA0010111	Rating Area 6	Tobacco User/Non-Tobacco User	18	327.41	360.04
	22444PA0010111	Rating Area 6	Tobacco User/Non-Tobacco User	19	337.45	371.16
	22444PA0010111	Rating Area 6	Tobacco User/Non-Tobacco User	20	347.85	382.64
	22444PA0010111	Rating Area 6	Tobacco User/Non-Tobacco User	21	358.61	394.48
	22444PA0010111	Rating Area 6	Tobacco User/Non-Tobacco User	22	358.61	394.48
	22444PA0010111	Rating Area 6	Tobacco User/Non-Tobacco User	23	358.61	394.48
	22444PA0010111	Rating Area 6	Tobacco User/Non-Tobacco User	24	358.61	394.48
	22444PA0010111	Rating Area 6	Tobacco User/Non-Tobacco User	25	360.04	395.91
	22444PA0010111	Rating Area 6	Tobacco User/Non-Tobacco User	26	367.22	403.79
	22444PA0010111	Rating Area 6	Tobacco User/Non-Tobacco User	27	375.82	413.48
	22444PA0010111	Rating Area 6	Tobacco User/Non-Tobacco User	28	389.81	428.90
	22444PA0010111	Rating Area 6	Tobacco User/Non-Tobacco User	29	401.28	441.45
	22444PA0010111	Rating Area 6	Tobacco User/Non-Tobacco User	30	407.02	447.90
	22444PA0010111	Rating Area 6	Tobacco User/Non-Tobacco User	31	415.63	457.23
	22444PA0010111	Rating Area 6	Tobacco User/Non-Tobacco User	32	424.24	466.55
	22444PA0010111	Rating Area 6	Tobacco User/Non-Tobacco User	33	429.61	472.65
	22444PA0010111	Rating Area 6	Tobacco User/Non-Tobacco User	34	435.35	478.74
	22444PA0010111	Rating Area 6	Tobacco User/Non-Tobacco User	35	438.22	481.97
	22444PA0010111	Rating Area 6	Tobacco User/Non-Tobacco User	36	441.09	485.20
	22444PA0010111	Rating Area 6	Tobacco User/Non-Tobacco User	37	443.96	488.43
	22444PA0010111	Rating Area 6	Tobacco User/Non-Tobacco User	38	446.83	491.65
	22444PA0010111	Rating Area 6	Tobacco User/Non-Tobacco User	39	452.57	497.75
	22444PA0010111	Rating Area 6	Tobacco User/Non-Tobacco User	40	458.30	504.21
	22444PA0010111	Rating Area 6	Tobacco User/Non-Tobacco User	41	466.91	513.53
	22444PA0010111	Rating Area 6	Tobacco User/Non-Tobacco User	42	475.16	522.85

	22444PA0010111	Rating Area 6	Tobacco User/Non-Tobacco User	43	486.63	535.40
	22444PA0010111	Rating Area 6	Tobacco User/Non-Tobacco User	44	500.98	551.18
	22444PA0010111	Rating Area 6	Tobacco User/Non-Tobacco User	45	517.83	569.47
	22444PA0010111	Rating Area 6	Tobacco User/Non-Tobacco User	46	537.91	591.71
	22444PA0010111	Rating Area 6	Tobacco User/Non-Tobacco User	47	560.51	616.45
	22444PA0010111	Rating Area 6	Tobacco User/Non-Tobacco User	48	586.33	645.14
	22444PA0010111	Rating Area 6	Tobacco User/Non-Tobacco User	49	611.79	673.11
	22444PA0010111	Rating Area 6	Tobacco User/Non-Tobacco User	50	640.48	704.67
	22444PA0010111	Rating Area 6	Tobacco User/Non-Tobacco User	51	668.81	735.87
	22444PA0010111	Rating Area 6	Tobacco User/Non-Tobacco User	52	700.01	769.94
	22444PA0010111	Rating Area 6	Tobacco User/Non-Tobacco User	53	731.56	804.72
	22444PA0010111	Rating Area 6	Tobacco User/Non-Tobacco User	54	765.63	842.02
	22444PA0010111	Rating Area 6	Tobacco User/Non-Tobacco User	55	799.70	879.67
	22444PA0010111	Rating Area 6	Tobacco User/Non-Tobacco User	56	836.64	920.19
	22444PA0010111	Rating Area 6	Tobacco User/Non-Tobacco User	57	873.93	961.43
	22444PA0010111	Rating Area 6	Tobacco User/Non-Tobacco User	58	913.74	1005.18
	22444PA0010111	Rating Area 6	Tobacco User/Non-Tobacco User	59	933.46	1026.70
	22444PA0010111	Rating Area 6	Tobacco User/Non-Tobacco User	60	973.27	1070.45
	22444PA0010111	Rating Area 6	Tobacco User/Non-Tobacco User	61	1007.69	1108.46
	22444PA0010111	Rating Area 6	Tobacco User/Non-Tobacco User	62	1030.29	1133.21
	22444PA0010111	Rating Area 6	Tobacco User/Non-Tobacco User	63	1058.62	1164.41
	22444PA0010111	Rating Area 6	Tobacco User/Non-Tobacco User	64 and over	1075.83	1183.41
	22444PA0010112	Rating Area 3	Tobacco User/Non-Tobacco User	0-14	210.35	210.35
	22444PA0010112	Rating Area 3	Tobacco User/Non-Tobacco User	15	229.04	229.04
	22444PA0010112	Rating Area 3	Tobacco User/Non-Tobacco User	16	236.19	236.19
	22444PA0010112	Rating Area 3	Tobacco User/Non-Tobacco User	17	243.34	243.34
	22444PA0010112	Rating Area 3	Tobacco User/Non-Tobacco User	18	251.04	276.06
	22444PA0010112	Rating Area 3	Tobacco User/Non-Tobacco User	19	258.74	284.59
	22444PA0010112	Rating Area 3	Tobacco User/Non-Tobacco User	20	266.72	293.39
	22444PA0010112	Rating Area 3	Tobacco User/Non-Tobacco User	21	274.97	302.47
	22444PA0010112	Rating Area 3	Tobacco User/Non-Tobacco User	22	274.97	302.47
	22444PA0010112	Rating Area 3	Tobacco User/Non-Tobacco User	23	274.97	302.47
	22444PA0010112	Rating Area 3	Tobacco User/Non-Tobacco User	24	274.97	302.47
	22444PA0010112	Rating Area 3	Tobacco User/Non-Tobacco User	25	276.06	303.56
	22444PA0010112	Rating Area 3	Tobacco User/Non-Tobacco User	26	281.56	309.61
	22444PA0010112	Rating Area 3	Tobacco User/Non-Tobacco User	27	288.16	317.03
	22444PA0010112	Rating Area 3	Tobacco User/Non-Tobacco User	28	298.89	328.86
	22444PA0010112	Rating Area 3	Tobacco User/Non-Tobacco User	29	307.68	338.48
	22444PA0010112	Rating Area 3	Tobacco User/Non-Tobacco User	30	312.08	343.43
	22444PA0010112	Rating Area 3	Tobacco User/Non-Tobacco User	31	318.68	350.58
	22444PA0010112	Rating Area 3	Tobacco User/Non-Tobacco User	32	325.28	357.73
	22444PA0010112	Rating Area 3	Tobacco User/Non-Tobacco User	33	329.41	362.40
	22444PA0010112	Rating Area 3	Tobacco User/Non-Tobacco User	34	333.81	367.08
	22444PA0010112	Rating Area 3	Tobacco User/Non-Tobacco User	35	336.01	369.55
	22444PA0010112	Rating Area 3	Tobacco User/Non-Tobacco User	36	338.21	372.03
	22444PA0010112	Rating Area 3	Tobacco User/Non-Tobacco User	37	340.41	374.50
	22444PA0010112	Rating Area 3	Tobacco User/Non-Tobacco User	38	342.61	376.98
	22444PA0010112	Rating Area 3	Tobacco User/Non-Tobacco User	39	347.00	381.65
	22444PA0010112	Rating Area 3	Tobacco User/Non-Tobacco User	40	351.40	386.60
	22444PA0010112	Rating Area 3	Tobacco User/Non-Tobacco User	41	358.00	393.75
	22444PA0010112	Rating Area 3	Tobacco User/Non-Tobacco User	42	364.33	400.90
	22444PA0010112	Rating Area 3	Tobacco User/Non-Tobacco User	43	373.13	410.52
	22444PA0010112	Rating Area 3	Tobacco User/Non-Tobacco User	44	384.12	422.62
	22444PA0010112	Rating Area 3	Tobacco User/Non-Tobacco User	45	397.05	436.64
	22444PA0010112	Rating Area 3	Tobacco User/Non-Tobacco User	46	412.45	453.69
	22444PA0010112	Rating Area 3	Tobacco User/Non-Tobacco User	47	429.77	472.66
	22444PA0010112	Rating Area 3	Tobacco User/Non-Tobacco User	48	449.57	494.66
	22444PA0010112	Rating Area 3	Tobacco User/Non-Tobacco User	49	469.09	516.11
	22444PA0010112	Rating Area 3	Tobacco User/Non-Tobacco User	50	491.09	540.30
	22444PA0010112	Rating Area 3	Tobacco User/Non-Tobacco User	51	512.81	564.23
	22444PA0010112	Rating Area 3	Tobacco User/Non-Tobacco User	52	536.73	590.35
	22444PA0010112	Rating Area 3	Tobacco User/Non-Tobacco User	53	560.93	617.02
	22444PA0010112	Rating Area 3	Tobacco User/Non-Tobacco User	54	587.05	645.62
	22444PA0010112	Rating Area 3	Tobacco User/Non-Tobacco User	55	613.17	674.49

	22444PA0010112	Rating Area 3	Tobacco User/Non-Tobacco User	56	641.49	705.56
	22444PA0010112	Rating Area 3	Tobacco User/Non-Tobacco User	57	670.09	737.18
	22444PA0010112	Rating Area 3	Tobacco User/Non-Tobacco User	58	700.61	770.72
	22444PA0010112	Rating Area 3	Tobacco User/Non-Tobacco User	59	715.73	787.22
	22444PA0010112	Rating Area 3	Tobacco User/Non-Tobacco User	60	746.25	820.77
	22444PA0010112	Rating Area 3	Tobacco User/Non-Tobacco User	61	772.65	849.91
	22444PA0010112	Rating Area 3	Tobacco User/Non-Tobacco User	62	789.97	868.89
	22444PA0010112	Rating Area 3	Tobacco User/Non-Tobacco User	63	811.69	892.81
	22444PA0010112	Rating Area 3	Tobacco User/Non-Tobacco User	64 and over	824.89	907.38
	22444PA0010113	Rating Area 7	Tobacco User/Non-Tobacco User	0-14	278.87	278.87
	22444PA0010113	Rating Area 7	Tobacco User/Non-Tobacco User	15	303.66	303.66
	22444PA0010113	Rating Area 7	Tobacco User/Non-Tobacco User	16	313.14	313.14
	22444PA0010113	Rating Area 7	Tobacco User/Non-Tobacco User	17	322.62	322.62
	22444PA0010113	Rating Area 7	Tobacco User/Non-Tobacco User	18	332.83	366.00
	22444PA0010113	Rating Area 7	Tobacco User/Non-Tobacco User	19	343.03	377.30
	22444PA0010113	Rating Area 7	Tobacco User/Non-Tobacco User	20	353.61	388.97
	22444PA0010113	Rating Area 7	Tobacco User/Non-Tobacco User	21	364.55	401.00
	22444PA0010113	Rating Area 7	Tobacco User/Non-Tobacco User	22	364.55	401.00
	22444PA0010113	Rating Area 7	Tobacco User/Non-Tobacco User	23	364.55	401.00
	22444PA0010113	Rating Area 7	Tobacco User/Non-Tobacco User	24	364.55	401.00
	22444PA0010113	Rating Area 7	Tobacco User/Non-Tobacco User	25	366.00	402.45
	22444PA0010113	Rating Area 7	Tobacco User/Non-Tobacco User	26	373.29	410.47
	22444PA0010113	Rating Area 7	Tobacco User/Non-Tobacco User	27	382.04	420.32
	22444PA0010113	Rating Area 7	Tobacco User/Non-Tobacco User	28	396.26	435.99
	22444PA0010113	Rating Area 7	Tobacco User/Non-Tobacco User	29	407.92	448.75
	22444PA0010113	Rating Area 7	Tobacco User/Non-Tobacco User	30	413.76	455.31
	22444PA0010113	Rating Area 7	Tobacco User/Non-Tobacco User	31	422.50	464.79
	22444PA0010113	Rating Area 7	Tobacco User/Non-Tobacco User	32	431.25	474.27
	22444PA0010113	Rating Area 7	Tobacco User/Non-Tobacco User	33	436.72	480.47
	22444PA0010113	Rating Area 7	Tobacco User/Non-Tobacco User	34	442.55	486.66
	22444PA0010113	Rating Area 7	Tobacco User/Non-Tobacco User	35	445.47	489.94
	22444PA0010113	Rating Area 7	Tobacco User/Non-Tobacco User	36	448.39	493.23
	22444PA0010113	Rating Area 7	Tobacco User/Non-Tobacco User	37	451.30	496.51
	22444PA0010113	Rating Area 7	Tobacco User/Non-Tobacco User	38	454.22	499.79
	22444PA0010113	Rating Area 7	Tobacco User/Non-Tobacco User	39	460.05	505.98
	22444PA0010113	Rating Area 7	Tobacco User/Non-Tobacco User	40	465.89	512.55
	22444PA0010113	Rating Area 7	Tobacco User/Non-Tobacco User	41	474.63	522.02
	22444PA0010113	Rating Area 7	Tobacco User/Non-Tobacco User	42	483.02	531.50
	22444PA0010113	Rating Area 7	Tobacco User/Non-Tobacco User	43	494.68	544.26
	22444PA0010113	Rating Area 7	Tobacco User/Non-Tobacco User	44	509.27	560.30
	22444PA0010113	Rating Area 7	Tobacco User/Non-Tobacco User	45	526.40	578.89
	22444PA0010113	Rating Area 7	Tobacco User/Non-Tobacco User	46	546.81	601.49
	22444PA0010113	Rating Area 7	Tobacco User/Non-Tobacco User	47	569.78	626.65
	22444PA0010113	Rating Area 7	Tobacco User/Non-Tobacco User	48	596.03	655.81
	22444PA0010113	Rating Area 7	Tobacco User/Non-Tobacco User	49	621.91	684.25
	22444PA0010113	Rating Area 7	Tobacco User/Non-Tobacco User	50	651.07	716.33
	22444PA0010113	Rating Area 7	Tobacco User/Non-Tobacco User	51	679.87	748.04
	22444PA0010113	Rating Area 7	Tobacco User/Non-Tobacco User	52	711.59	782.67
	22444PA0010113	Rating Area 7	Tobacco User/Non-Tobacco User	53	743.67	818.03
	22444PA0010113	Rating Area 7	Tobacco User/Non-Tobacco User	54	778.30	855.95
	22444PA0010113	Rating Area 7	Tobacco User/Non-Tobacco User	55	812.93	894.22
	22444PA0010113	Rating Area 7	Tobacco User/Non-Tobacco User	56	850.48	935.42
	22444PA0010113	Rating Area 7	Tobacco User/Non-Tobacco User	57	888.39	977.34
	22444PA0010113	Rating Area 7	Tobacco User/Non-Tobacco User	58	928.85	1021.81
	22444PA0010113	Rating Area 7	Tobacco User/Non-Tobacco User	59	948.90	1043.68
	22444PA0010113	Rating Area 7	Tobacco User/Non-Tobacco User	60	989.37	1088.16
	22444PA0010113	Rating Area 7	Tobacco User/Non-Tobacco User	61	1024.36	1126.80
	22444PA0010113	Rating Area 7	Tobacco User/Non-Tobacco User	62	1047.33	1151.95
	22444PA0010113	Rating Area 7	Tobacco User/Non-Tobacco User	63	1076.13	1183.67
	22444PA0010113	Rating Area 7	Tobacco User/Non-Tobacco User	64 and over	1093.63	1202.99
	22444PA0010114	Rating Area 8	Tobacco User/Non-Tobacco User	0-14	344.22	344.22
	22444PA0010114	Rating Area 8	Tobacco User/Non-Tobacco User	15	374.82	374.82
	22444PA0010114	Rating Area 8	Tobacco User/Non-Tobacco User	16	386.51	386.51
	22444PA0010114	Rating Area 8	Tobacco User/Non-Tobacco User	17	398.21	398.21

	22444PA0010114 Rating Area 8		Tobacco User/Non-Tobacco User	18	410.81	451.76
	22444PA0010114 Rating Area 8		Tobacco User/Non-Tobacco User	19	423.41	465.71
	22444PA0010114 Rating Area 8		Tobacco User/Non-Tobacco User	20	436.46	480.11
	22444PA0010114 Rating Area 8		Tobacco User/Non-Tobacco User	21	449.96	494.96
	22444PA0010114 Rating Area 8		Tobacco User/Non-Tobacco User	22	449.96	494.96
	22444PA0010114 Rating Area 8		Tobacco User/Non-Tobacco User	23	449.96	494.96
	22444PA0010114 Rating Area 8		Tobacco User/Non-Tobacco User	24	449.96	494.96
	22444PA0010114 Rating Area 8		Tobacco User/Non-Tobacco User	25	451.76	496.75
	22444PA0010114 Rating Area 8		Tobacco User/Non-Tobacco User	26	460.76	506.65
	22444PA0010114 Rating Area 8		Tobacco User/Non-Tobacco User	27	471.56	518.80
	22444PA0010114 Rating Area 8		Tobacco User/Non-Tobacco User	28	489.10	538.15
	22444PA0010114 Rating Area 8		Tobacco User/Non-Tobacco User	29	503.50	553.90
	22444PA0010114 Rating Area 8		Tobacco User/Non-Tobacco User	30	510.70	562.00
	22444PA0010114 Rating Area 8		Tobacco User/Non-Tobacco User	31	521.50	573.70
	22444PA0010114 Rating Area 8		Tobacco User/Non-Tobacco User	32	532.30	585.40
	22444PA0010114 Rating Area 8		Tobacco User/Non-Tobacco User	33	539.05	593.04
	22444PA0010114 Rating Area 8		Tobacco User/Non-Tobacco User	34	546.25	600.69
	22444PA0010114 Rating Area 8		Tobacco User/Non-Tobacco User	35	549.85	604.74
	22444PA0010114 Rating Area 8		Tobacco User/Non-Tobacco User	36	553.45	608.79
	22444PA0010114 Rating Area 8		Tobacco User/Non-Tobacco User	37	557.05	612.84
	22444PA0010114 Rating Area 8		Tobacco User/Non-Tobacco User	38	560.65	616.89
	22444PA0010114 Rating Area 8		Tobacco User/Non-Tobacco User	39	567.85	624.54
	22444PA0010114 Rating Area 8		Tobacco User/Non-Tobacco User	40	575.05	632.64
	22444PA0010114 Rating Area 8		Tobacco User/Non-Tobacco User	41	585.85	644.34
	22444PA0010114 Rating Area 8		Tobacco User/Non-Tobacco User	42	596.19	656.04
	22444PA0010114 Rating Area 8		Tobacco User/Non-Tobacco User	43	610.59	671.79
	22444PA0010114 Rating Area 8		Tobacco User/Non-Tobacco User	44	628.59	691.59
	22444PA0010114 Rating Area 8		Tobacco User/Non-Tobacco User	45	649.74	714.53
	22444PA0010114 Rating Area 8		Tobacco User/Non-Tobacco User	46	674.94	742.43
	22444PA0010114 Rating Area 8		Tobacco User/Non-Tobacco User	47	703.28	773.48
	22444PA0010114 Rating Area 8		Tobacco User/Non-Tobacco User	48	735.68	809.47
	22444PA0010114 Rating Area 8		Tobacco User/Non-Tobacco User	49	767.63	844.57
	22444PA0010114 Rating Area 8		Tobacco User/Non-Tobacco User	50	803.63	884.17
	22444PA0010114 Rating Area 8		Tobacco User/Non-Tobacco User	51	839.17	923.31
	22444PA0010114 Rating Area 8		Tobacco User/Non-Tobacco User	52	878.32	966.06
	22444PA0010114 Rating Area 8		Tobacco User/Non-Tobacco User	53	917.91	1009.71
	22444PA0010114 Rating Area 8		Tobacco User/Non-Tobacco User	54	960.66	1056.50
	22444PA0010114 Rating Area 8		Tobacco User/Non-Tobacco User	55	1003.41	1103.75
	22444PA0010114 Rating Area 8		Tobacco User/Non-Tobacco User	56	1049.75	1154.59
	22444PA0010114 Rating Area 8		Tobacco User/Non-Tobacco User	57	1096.55	1206.34
	22444PA0010114 Rating Area 8		Tobacco User/Non-Tobacco User	58	1146.49	1261.23
	22444PA0010114 Rating Area 8		Tobacco User/Non-Tobacco User	59	1171.24	1288.23
	22444PA0010114 Rating Area 8		Tobacco User/Non-Tobacco User	60	1221.19	1343.13
	22444PA0010114 Rating Area 8		Tobacco User/Non-Tobacco User	61	1264.38	1390.82
	22444PA0010114 Rating Area 8		Tobacco User/Non-Tobacco User	62	1292.73	1421.87
	22444PA0010114 Rating Area 8		Tobacco User/Non-Tobacco User	63	1328.28	1461.01
	22444PA0010114 Rating Area 8		Tobacco User/Non-Tobacco User	64 and over	1349.87	1484.86
	22444PA0010115	Rating Area 8	Tobacco User/Non-Tobacco User	0-14	344.22	344.22
	22444PA0010115 Rating Area 8		Tobacco User/Non-Tobacco User	15	374.82	374.82
	22444PA0010115 Rating Area 8		Tobacco User/Non-Tobacco User	16	386.51	386.51
	22444PA0010115 Rating Area 8		Tobacco User/Non-Tobacco User	17	398.21	398.21
	22444PA0010115 Rating Area 8		Tobacco User/Non-Tobacco User	18	410.81	451.76
	22444PA0010115 Rating Area 8		Tobacco User/Non-Tobacco User	19	423.41	465.71
	22444PA0010115 Rating Area 8		Tobacco User/Non-Tobacco User	20	436.46	480.11
	22444PA0010115 Rating Area 8		Tobacco User/Non-Tobacco User	21	449.96	494.96
	22444PA0010115 Rating Area 8		Tobacco User/Non-Tobacco User	22	449.96	494.96
	22444PA0010115 Rating Area 8		Tobacco User/Non-Tobacco User	23	449.96	494.96
	22444PA0010115 Rating Area 8		Tobacco User/Non-Tobacco User	24	449.96	494.96
	22444PA0010115 Rating Area 8		Tobacco User/Non-Tobacco User	25	451.76	496.75
	22444PA0010115 Rating Area 8		Tobacco User/Non-Tobacco User	26	460.76	506.65
	22444PA0010115 Rating Area 8		Tobacco User/Non-Tobacco User	27	471.56	518.80
	22444PA0010115 Rating Area 8		Tobacco User/Non-Tobacco User	28	489.10	538.15
	22444PA0010115 Rating Area 8		Tobacco User/Non-Tobacco User	29	503.50	553.90
	22444PA0010115 Rating Area 8		Tobacco User/Non-Tobacco User	30	510.70	562.00

	22444PA0010115	Rating Area 8	Tobacco User/Non-Tobacco User	31	521.50	573.70
	22444PA0010115	Rating Area 8	Tobacco User/Non-Tobacco User	32	532.30	585.40
	22444PA0010115	Rating Area 8	Tobacco User/Non-Tobacco User	33	539.05	593.04
	22444PA0010115	Rating Area 8	Tobacco User/Non-Tobacco User	34	546.25	600.69
	22444PA0010115	Rating Area 8	Tobacco User/Non-Tobacco User	35	549.85	604.74
	22444PA0010115	Rating Area 8	Tobacco User/Non-Tobacco User	36	553.45	608.79
	22444PA0010115	Rating Area 8	Tobacco User/Non-Tobacco User	37	557.05	612.84
	22444PA0010115	Rating Area 8	Tobacco User/Non-Tobacco User	38	560.65	616.89
	22444PA0010115	Rating Area 8	Tobacco User/Non-Tobacco User	39	567.85	624.54
	22444PA0010115	Rating Area 8	Tobacco User/Non-Tobacco User	40	575.05	632.64
	22444PA0010115	Rating Area 8	Tobacco User/Non-Tobacco User	41	585.85	644.34
	22444PA0010115	Rating Area 8	Tobacco User/Non-Tobacco User	42	596.19	656.04
	22444PA0010115	Rating Area 8	Tobacco User/Non-Tobacco User	43	610.59	671.79
	22444PA0010115	Rating Area 8	Tobacco User/Non-Tobacco User	44	628.59	691.59
	22444PA0010115	Rating Area 8	Tobacco User/Non-Tobacco User	45	649.74	714.53
	22444PA0010115	Rating Area 8	Tobacco User/Non-Tobacco User	46	674.94	742.43
	22444PA0010115	Rating Area 8	Tobacco User/Non-Tobacco User	47	703.28	773.48
	22444PA0010115	Rating Area 8	Tobacco User/Non-Tobacco User	48	735.68	809.47
	22444PA0010115	Rating Area 8	Tobacco User/Non-Tobacco User	49	767.63	844.57
	22444PA0010115	Rating Area 8	Tobacco User/Non-Tobacco User	50	803.63	884.17
	22444PA0010115	Rating Area 8	Tobacco User/Non-Tobacco User	51	839.17	923.31
	22444PA0010115	Rating Area 8	Tobacco User/Non-Tobacco User	52	878.32	966.06
	22444PA0010115	Rating Area 8	Tobacco User/Non-Tobacco User	53	917.91	1009.71
	22444PA0010115	Rating Area 8	Tobacco User/Non-Tobacco User	54	960.66	1056.50
	22444PA0010115	Rating Area 8	Tobacco User/Non-Tobacco User	55	1003.41	1103.75
	22444PA0010115	Rating Area 8	Tobacco User/Non-Tobacco User	56	1049.75	1154.59
	22444PA0010115	Rating Area 8	Tobacco User/Non-Tobacco User	57	1096.55	1206.34
	22444PA0010115	Rating Area 8	Tobacco User/Non-Tobacco User	58	1146.49	1261.23
	22444PA0010115	Rating Area 8	Tobacco User/Non-Tobacco User	59	1171.24	1288.23
	22444PA0010115	Rating Area 8	Tobacco User/Non-Tobacco User	60	1221.19	1343.13
	22444PA0010115	Rating Area 8	Tobacco User/Non-Tobacco User	61	1264.38	1390.82
	22444PA0010115	Rating Area 8	Tobacco User/Non-Tobacco User	62	1292.73	1421.87
	22444PA0010115	Rating Area 8	Tobacco User/Non-Tobacco User	63	1328.28	1461.01
	22444PA0010115	Rating Area 8	Tobacco User/Non-Tobacco User	64 and over	1349.87	1484.86
	22444PA0010116	Rating Area 8	Tobacco User/Non-Tobacco User	0-14	344.22	344.22
	22444PA0010116	Rating Area 8	Tobacco User/Non-Tobacco User	15	374.82	374.82
	22444PA0010116	Rating Area 8	Tobacco User/Non-Tobacco User	16	386.51	386.51
	22444PA0010116	Rating Area 8	Tobacco User/Non-Tobacco User	17	398.21	398.21
	22444PA0010116	Rating Area 8	Tobacco User/Non-Tobacco User	18	410.81	451.76
	22444PA0010116	Rating Area 8	Tobacco User/Non-Tobacco User	19	423.41	465.71
	22444PA0010116	Rating Area 8	Tobacco User/Non-Tobacco User	20	436.46	480.11
	22444PA0010116	Rating Area 8	Tobacco User/Non-Tobacco User	21	449.96	494.96
	22444PA0010116	Rating Area 8	Tobacco User/Non-Tobacco User	22	449.96	494.96
	22444PA0010116	Rating Area 8	Tobacco User/Non-Tobacco User	23	449.96	494.96
	22444PA0010116	Rating Area 8	Tobacco User/Non-Tobacco User	24	449.96	494.96
	22444PA0010116	Rating Area 8	Tobacco User/Non-Tobacco User	25	451.76	496.75
	22444PA0010116	Rating Area 8	Tobacco User/Non-Tobacco User	26	460.76	506.65
	22444PA0010116	Rating Area 8	Tobacco User/Non-Tobacco User	27	471.56	518.80
	22444PA0010116	Rating Area 8	Tobacco User/Non-Tobacco User	28	489.10	538.15
	22444PA0010116	Rating Area 8	Tobacco User/Non-Tobacco User	29	503.50	553.90
	22444PA0010116	Rating Area 8	Tobacco User/Non-Tobacco User	30	510.70	562.00
	22444PA0010116	Rating Area 8	Tobacco User/Non-Tobacco User	31	521.50	573.70
	22444PA0010116	Rating Area 8	Tobacco User/Non-Tobacco User	32	532.30	585.40
	22444PA0010116	Rating Area 8	Tobacco User/Non-Tobacco User	33	539.05	593.04
	22444PA0010116	Rating Area 8	Tobacco User/Non-Tobacco User	34	546.25	600.69
	22444PA0010116	Rating Area 8	Tobacco User/Non-Tobacco User	35	549.85	604.74
	22444PA0010116	Rating Area 8	Tobacco User/Non-Tobacco User	36	553.45	608.79
	22444PA0010116	Rating Area 8	Tobacco User/Non-Tobacco User	37	557.05	612.84
	22444PA0010116	Rating Area 8	Tobacco User/Non-Tobacco User	38	560.65	616.89
	22444PA0010116	Rating Area 8	Tobacco User/Non-Tobacco User	39	567.85	624.54
	22444PA0010116	Rating Area 8	Tobacco User/Non-Tobacco User	40	575.05	632.64
	22444PA0010116	Rating Area 8	Tobacco User/Non-Tobacco User	41	585.85	644.34
	22444PA0010116	Rating Area 8	Tobacco User/Non-Tobacco User	42	596.19	656.04
	22444PA0010116	Rating Area 8	Tobacco User/Non-Tobacco User	43	610.59	671.79

	22444PA0010116	Rating Area 8	Tobacco User/Non-Tobacco User	44	628.59	691.59
	22444PA0010116	Rating Area 8	Tobacco User/Non-Tobacco User	45	649.74	714.53
	22444PA0010116	Rating Area 8	Tobacco User/Non-Tobacco User	46	674.94	742.43
	22444PA0010116	Rating Area 8	Tobacco User/Non-Tobacco User	47	703.28	773.48
	22444PA0010116	Rating Area 8	Tobacco User/Non-Tobacco User	48	735.68	809.47
	22444PA0010116	Rating Area 8	Tobacco User/Non-Tobacco User	49	767.63	844.57
	22444PA0010116	Rating Area 8	Tobacco User/Non-Tobacco User	50	803.63	884.17
	22444PA0010116	Rating Area 8	Tobacco User/Non-Tobacco User	51	839.17	923.31
	22444PA0010116	Rating Area 8	Tobacco User/Non-Tobacco User	52	878.32	966.06
	22444PA0010116	Rating Area 8	Tobacco User/Non-Tobacco User	53	917.91	1009.71
	22444PA0010116	Rating Area 8	Tobacco User/Non-Tobacco User	54	960.66	1056.50
	22444PA0010116	Rating Area 8	Tobacco User/Non-Tobacco User	55	1003.41	1103.75
	22444PA0010116	Rating Area 8	Tobacco User/Non-Tobacco User	56	1049.75	1154.59
	22444PA0010116	Rating Area 8	Tobacco User/Non-Tobacco User	57	1096.55	1206.34
	22444PA0010116	Rating Area 8	Tobacco User/Non-Tobacco User	58	1146.49	1261.23
	22444PA0010116	Rating Area 8	Tobacco User/Non-Tobacco User	59	1171.24	1288.23
	22444PA0010116	Rating Area 8	Tobacco User/Non-Tobacco User	60	1221.19	1343.13
	22444PA0010116	Rating Area 8	Tobacco User/Non-Tobacco User	61	1264.38	1390.82
	22444PA0010116	Rating Area 8	Tobacco User/Non-Tobacco User	62	1292.73	1421.87
	22444PA0010116	Rating Area 8	Tobacco User/Non-Tobacco User	63	1328.28	1461.01
	22444PA0010116	Rating Area 8	Tobacco User/Non-Tobacco User	64 and over	1349.87	1484.86
	22444PA0010117	Rating Area 8	Tobacco User/Non-Tobacco User	0-14	344.22	344.22
	22444PA0010117	Rating Area 8	Tobacco User/Non-Tobacco User	15	374.82	374.82
	22444PA0010117	Rating Area 8	Tobacco User/Non-Tobacco User	16	386.51	386.51
	22444PA0010117	Rating Area 8	Tobacco User/Non-Tobacco User	17	398.21	398.21
	22444PA0010117	Rating Area 8	Tobacco User/Non-Tobacco User	18	410.81	451.76
	22444PA0010117	Rating Area 8	Tobacco User/Non-Tobacco User	19	423.41	465.71
	22444PA0010117	Rating Area 8	Tobacco User/Non-Tobacco User	20	436.46	480.11
	22444PA0010117	Rating Area 8	Tobacco User/Non-Tobacco User	21	449.96	494.96
	22444PA0010117	Rating Area 8	Tobacco User/Non-Tobacco User	22	449.96	494.96
	22444PA0010117	Rating Area 8	Tobacco User/Non-Tobacco User	23	449.96	494.96
	22444PA0010117	Rating Area 8	Tobacco User/Non-Tobacco User	24	449.96	494.96
	22444PA0010117	Rating Area 8	Tobacco User/Non-Tobacco User	25	451.76	496.75
	22444PA0010117	Rating Area 8	Tobacco User/Non-Tobacco User	26	460.76	506.65
	22444PA0010117	Rating Area 8	Tobacco User/Non-Tobacco User	27	471.56	518.80
	22444PA0010117	Rating Area 8	Tobacco User/Non-Tobacco User	28	489.10	538.15
	22444PA0010117	Rating Area 8	Tobacco User/Non-Tobacco User	29	503.50	553.90
	22444PA0010117	Rating Area 8	Tobacco User/Non-Tobacco User	30	510.70	562.00
	22444PA0010117	Rating Area 8	Tobacco User/Non-Tobacco User	31	521.50	573.70
	22444PA0010117	Rating Area 8	Tobacco User/Non-Tobacco User	32	532.30	585.40
	22444PA0010117	Rating Area 8	Tobacco User/Non-Tobacco User	33	539.05	593.04
	22444PA0010117	Rating Area 8	Tobacco User/Non-Tobacco User	34	546.25	600.69
	22444PA0010117	Rating Area 8	Tobacco User/Non-Tobacco User	35	549.85	604.74
	22444PA0010117	Rating Area 8	Tobacco User/Non-Tobacco User	36	553.45	608.79
	22444PA0010117	Rating Area 8	Tobacco User/Non-Tobacco User	37	557.05	612.84
	22444PA0010117	Rating Area 8	Tobacco User/Non-Tobacco User	38	560.65	616.89
	22444PA0010117	Rating Area 8	Tobacco User/Non-Tobacco User	39	567.85	624.54
	22444PA0010117	Rating Area 8	Tobacco User/Non-Tobacco User	40	575.05	632.64
	22444PA0010117	Rating Area 8	Tobacco User/Non-Tobacco User	41	585.85	644.34
	22444PA0010117	Rating Area 8	Tobacco User/Non-Tobacco User	42	596.19	656.04
	22444PA0010117	Rating Area 8	Tobacco User/Non-Tobacco User	43	610.59	671.79
	22444PA0010117	Rating Area 8	Tobacco User/Non-Tobacco User	44	628.59	691.59
	22444PA0010117	Rating Area 8	Tobacco User/Non-Tobacco User	45	649.74	714.53
	22444PA0010117	Rating Area 8	Tobacco User/Non-Tobacco User	46	674.94	742.43
	22444PA0010117	Rating Area 8	Tobacco User/Non-Tobacco User	47	703.28	773.48
	22444PA0010117	Rating Area 8	Tobacco User/Non-Tobacco User	48	735.68	809.47
	22444PA0010117	Rating Area 8	Tobacco User/Non-Tobacco User	49	767.63	844.57
	22444PA0010117	Rating Area 8	Tobacco User/Non-Tobacco User	50	803.63	884.17
	22444PA0010117	Rating Area 8	Tobacco User/Non-Tobacco User	51	839.17	923.31
	22444PA0010117	Rating Area 8	Tobacco User/Non-Tobacco User	52	878.32	966.06
	22444PA0010117	Rating Area 8	Tobacco User/Non-Tobacco User	53	917.91	1009.71
	22444PA0010117	Rating Area 8	Tobacco User/Non-Tobacco User	54	960.66	1056.50
	22444PA0010117	Rating Area 8	Tobacco User/Non-Tobacco User	55	1003.41	1103.75
	22444PA0010117	Rating Area 8	Tobacco User/Non-Tobacco User	56	1049.75	1154.59

	22444PA0010117	Rating Area 8	Tobacco User/Non-Tobacco User	57	1096.55	1206.34
	22444PA0010117	Rating Area 8	Tobacco User/Non-Tobacco User	58	1146.49	1261.23
	22444PA0010117	Rating Area 8	Tobacco User/Non-Tobacco User	59	1171.24	1288.23
	22444PA0010117	Rating Area 8	Tobacco User/Non-Tobacco User	60	1221.19	1343.13
	22444PA0010117	Rating Area 8	Tobacco User/Non-Tobacco User	61	1264.38	1390.82
	22444PA0010117	Rating Area 8	Tobacco User/Non-Tobacco User	62	1292.73	1421.87
	22444PA0010117	Rating Area 8	Tobacco User/Non-Tobacco User	63	1328.28	1461.01
	22444PA0010117	Rating Area 8	Tobacco User/Non-Tobacco User	64 and over	1349.87	1484.86
	22444PA0010118	Rating Area 8	Tobacco User/Non-Tobacco User	0-14	344.22	344.22
	22444PA0010118	Rating Area 8	Tobacco User/Non-Tobacco User	15	374.82	374.82
	22444PA0010118	Rating Area 8	Tobacco User/Non-Tobacco User	16	386.51	386.51
	22444PA0010118	Rating Area 8	Tobacco User/Non-Tobacco User	17	398.21	398.21
	22444PA0010118	Rating Area 8	Tobacco User/Non-Tobacco User	18	410.81	451.76
	22444PA0010118	Rating Area 8	Tobacco User/Non-Tobacco User	19	423.41	465.71
	22444PA0010118	Rating Area 8	Tobacco User/Non-Tobacco User	20	436.46	480.11
	22444PA0010118	Rating Area 8	Tobacco User/Non-Tobacco User	21	449.96	494.96
	22444PA0010118	Rating Area 8	Tobacco User/Non-Tobacco User	22	449.96	494.96
	22444PA0010118	Rating Area 8	Tobacco User/Non-Tobacco User	23	449.96	494.96
	22444PA0010118	Rating Area 8	Tobacco User/Non-Tobacco User	24	449.96	494.96
	22444PA0010118	Rating Area 8	Tobacco User/Non-Tobacco User	25	451.76	496.75
	22444PA0010118	Rating Area 8	Tobacco User/Non-Tobacco User	26	460.76	506.65
	22444PA0010118	Rating Area 8	Tobacco User/Non-Tobacco User	27	471.56	518.80
	22444PA0010118	Rating Area 8	Tobacco User/Non-Tobacco User	28	489.10	538.15
	22444PA0010118	Rating Area 8	Tobacco User/Non-Tobacco User	29	503.50	553.90
	22444PA0010118	Rating Area 8	Tobacco User/Non-Tobacco User	30	510.70	562.00
	22444PA0010118	Rating Area 8	Tobacco User/Non-Tobacco User	31	521.50	573.70
	22444PA0010118	Rating Area 8	Tobacco User/Non-Tobacco User	32	532.30	585.40
	22444PA0010118	Rating Area 8	Tobacco User/Non-Tobacco User	33	539.05	593.04
	22444PA0010118	Rating Area 8	Tobacco User/Non-Tobacco User	34	546.25	600.69
	22444PA0010118	Rating Area 8	Tobacco User/Non-Tobacco User	35	549.85	604.74
	22444PA0010118	Rating Area 8	Tobacco User/Non-Tobacco User	36	553.45	608.79
	22444PA0010118	Rating Area 8	Tobacco User/Non-Tobacco User	37	557.05	612.84
	22444PA0010118	Rating Area 8	Tobacco User/Non-Tobacco User	38	560.65	616.89
	22444PA0010118	Rating Area 8	Tobacco User/Non-Tobacco User	39	567.85	624.54
	22444PA0010118	Rating Area 8	Tobacco User/Non-Tobacco User	40	575.05	632.64
	22444PA0010118	Rating Area 8	Tobacco User/Non-Tobacco User	41	585.85	644.34
	22444PA0010118	Rating Area 8	Tobacco User/Non-Tobacco User	42	596.19	656.04
	22444PA0010118	Rating Area 8	Tobacco User/Non-Tobacco User	43	610.59	671.79
	22444PA0010118	Rating Area 8	Tobacco User/Non-Tobacco User	44	628.59	691.59
	22444PA0010118	Rating Area 8	Tobacco User/Non-Tobacco User	45	649.74	714.53
	22444PA0010118	Rating Area 8	Tobacco User/Non-Tobacco User	46	674.94	742.43
	22444PA0010118	Rating Area 8	Tobacco User/Non-Tobacco User	47	703.28	773.48
	22444PA0010118	Rating Area 8	Tobacco User/Non-Tobacco User	48	735.68	809.47
	22444PA0010118	Rating Area 8	Tobacco User/Non-Tobacco User	49	767.63	844.57
	22444PA0010118	Rating Area 8	Tobacco User/Non-Tobacco User	50	803.63	884.17
	22444PA0010118	Rating Area 8	Tobacco User/Non-Tobacco User	51	839.17	923.31
	22444PA0010118	Rating Area 8	Tobacco User/Non-Tobacco User	52	878.32	966.06
	22444PA0010118	Rating Area 8	Tobacco User/Non-Tobacco User	53	917.91	1009.71
	22444PA0010118	Rating Area 8	Tobacco User/Non-Tobacco User	54	960.66	1056.50
	22444PA0010118	Rating Area 8	Tobacco User/Non-Tobacco User	55	1003.41	1103.75
	22444PA0010118	Rating Area 8	Tobacco User/Non-Tobacco User	56	1049.75	1154.59
	22444PA0010118	Rating Area 8	Tobacco User/Non-Tobacco User	57	1096.55	1206.34
	22444PA0010118	Rating Area 8	Tobacco User/Non-Tobacco User	58	1146.49	1261.23
	22444PA0010118	Rating Area 8	Tobacco User/Non-Tobacco User	59	1171.24	1288.23
	22444PA0010118	Rating Area 8	Tobacco User/Non-Tobacco User	60	1221.19	1343.13
	22444PA0010118	Rating Area 8	Tobacco User/Non-Tobacco User	61	1264.38	1390.82
	22444PA0010118	Rating Area 8	Tobacco User/Non-Tobacco User	62	1292.73	1421.87
	22444PA0010118	Rating Area 8	Tobacco User/Non-Tobacco User	63	1328.28	1461.01
	22444PA0010118	Rating Area 8	Tobacco User/Non-Tobacco User	64 and over	1349.87	1484.86
	22444PA0010119	Rating Area 8	Tobacco User/Non-Tobacco User	0-14	294.46	294.46
	22444PA0010119	Rating Area 8	Tobacco User/Non-Tobacco User	15	320.63	320.63
	22444PA0010119	Rating Area 8	Tobacco User/Non-Tobacco User	16	330.64	330.64
	22444PA0010119	Rating Area 8	Tobacco User/Non-Tobacco User	17	340.65	340.65
	22444PA0010119	Rating Area 8	Tobacco User/Non-Tobacco User	18	351.43	386.45

	22444PA0010119	Rating Area 8	Tobacco User/Non-Tobacco User	19	362.20	398.38
	22444PA0010119	Rating Area 8	Tobacco User/Non-Tobacco User	20	373.37	410.70
	22444PA0010119	Rating Area 8	Tobacco User/Non-Tobacco User	21	384.92	423.41
	22444PA0010119	Rating Area 8	Tobacco User/Non-Tobacco User	22	384.92	423.41
	22444PA0010119	Rating Area 8	Tobacco User/Non-Tobacco User	23	384.92	423.41
	22444PA0010119	Rating Area 8	Tobacco User/Non-Tobacco User	24	384.92	423.41
	22444PA0010119	Rating Area 8	Tobacco User/Non-Tobacco User	25	386.45	424.94
	22444PA0010119	Rating Area 8	Tobacco User/Non-Tobacco User	26	394.15	433.41
	22444PA0010119	Rating Area 8	Tobacco User/Non-Tobacco User	27	403.39	443.80
	22444PA0010119	Rating Area 8	Tobacco User/Non-Tobacco User	28	418.40	460.36
	22444PA0010119	Rating Area 8	Tobacco User/Non-Tobacco User	29	430.72	473.83
	22444PA0010119	Rating Area 8	Tobacco User/Non-Tobacco User	30	436.88	480.76
	22444PA0010119	Rating Area 8	Tobacco User/Non-Tobacco User	31	446.11	490.76
	22444PA0010119	Rating Area 8	Tobacco User/Non-Tobacco User	32	455.35	500.77
	22444PA0010119	Rating Area 8	Tobacco User/Non-Tobacco User	33	461.13	507.31
	22444PA0010119	Rating Area 8	Tobacco User/Non-Tobacco User	34	467.28	513.86
	22444PA0010119	Rating Area 8	Tobacco User/Non-Tobacco User	35	470.36	517.32
	22444PA0010119	Rating Area 8	Tobacco User/Non-Tobacco User	36	473.44	520.79
	22444PA0010119	Rating Area 8	Tobacco User/Non-Tobacco User	37	476.52	524.25
	22444PA0010119	Rating Area 8	Tobacco User/Non-Tobacco User	38	479.60	527.71
	22444PA0010119	Rating Area 8	Tobacco User/Non-Tobacco User	39	485.76	534.26
	22444PA0010119	Rating Area 8	Tobacco User/Non-Tobacco User	40	491.92	541.19
	22444PA0010119	Rating Area 8	Tobacco User/Non-Tobacco User	41	501.16	551.19
	22444PA0010119	Rating Area 8	Tobacco User/Non-Tobacco User	42	510.01	561.20
	22444PA0010119	Rating Area 8	Tobacco User/Non-Tobacco User	43	522.33	574.67
	22444PA0010119	Rating Area 8	Tobacco User/Non-Tobacco User	44	537.72	591.61
	22444PA0010119	Rating Area 8	Tobacco User/Non-Tobacco User	45	555.81	611.24
	22444PA0010119	Rating Area 8	Tobacco User/Non-Tobacco User	46	577.37	635.11
	22444PA0010119	Rating Area 8	Tobacco User/Non-Tobacco User	47	601.62	661.66
	22444PA0010119	Rating Area 8	Tobacco User/Non-Tobacco User	48	629.33	692.46
	22444PA0010119	Rating Area 8	Tobacco User/Non-Tobacco User	49	656.66	722.48
	22444PA0010119	Rating Area 8	Tobacco User/Non-Tobacco User	50	687.45	756.35
	22444PA0010119	Rating Area 8	Tobacco User/Non-Tobacco User	51	717.86	789.84
	22444PA0010119	Rating Area 8	Tobacco User/Non-Tobacco User	52	751.35	826.41
	22444PA0010119	Rating Area 8	Tobacco User/Non-Tobacco User	53	785.22	863.74
	22444PA0010119	Rating Area 8	Tobacco User/Non-Tobacco User	54	821.79	903.77
	22444PA0010119	Rating Area 8	Tobacco User/Non-Tobacco User	55	858.35	944.19
	22444PA0010119	Rating Area 8	Tobacco User/Non-Tobacco User	56	898.00	987.69
	22444PA0010119	Rating Area 8	Tobacco User/Non-Tobacco User	57	938.03	1031.95
	22444PA0010119	Rating Area 8	Tobacco User/Non-Tobacco User	58	980.76	1078.91
	22444PA0010119	Rating Area 8	Tobacco User/Non-Tobacco User	59	1001.93	1102.00
	22444PA0010119	Rating Area 8	Tobacco User/Non-Tobacco User	60	1044.65	1148.96
	22444PA0010119	Rating Area 8	Tobacco User/Non-Tobacco User	61	1081.60	1189.76
	22444PA0010119	Rating Area 8	Tobacco User/Non-Tobacco User	62	1105.85	1216.32
	22444PA0010119	Rating Area 8	Tobacco User/Non-Tobacco User	63	1136.26	1249.81
	22444PA0010119	Rating Area 8	Tobacco User/Non-Tobacco User	64 and over	1154.74	1270.21
	22444PA0010120	Rating Area 8	Tobacco User/Non-Tobacco User	0-14	294.46	294.46
	22444PA0010120	Rating Area 8	Tobacco User/Non-Tobacco User	15	320.63	320.63
	22444PA0010120	Rating Area 8	Tobacco User/Non-Tobacco User	16	330.64	330.64
	22444PA0010120	Rating Area 8	Tobacco User/Non-Tobacco User	17	340.65	340.65
	22444PA0010120	Rating Area 8	Tobacco User/Non-Tobacco User	18	351.43	386.45
	22444PA0010120	Rating Area 8	Tobacco User/Non-Tobacco User	19	362.20	398.38
	22444PA0010120	Rating Area 8	Tobacco User/Non-Tobacco User	20	373.37	410.70
	22444PA0010120	Rating Area 8	Tobacco User/Non-Tobacco User	21	384.92	423.41
	22444PA0010120	Rating Area 8	Tobacco User/Non-Tobacco User	22	384.92	423.41
	22444PA0010120	Rating Area 8	Tobacco User/Non-Tobacco User	23	384.92	423.41
	22444PA0010120	Rating Area 8	Tobacco User/Non-Tobacco User	24	384.92	423.41
	22444PA0010120	Rating Area 8	Tobacco User/Non-Tobacco User	25	386.45	424.94
	22444PA0010120	Rating Area 8	Tobacco User/Non-Tobacco User	26	394.15	433.41
	22444PA0010120	Rating Area 8	Tobacco User/Non-Tobacco User	27	403.39	443.80
	22444PA0010120	Rating Area 8	Tobacco User/Non-Tobacco User	28	418.40	460.36
	22444PA0010120	Rating Area 8	Tobacco User/Non-Tobacco User	29	430.72	473.83
	22444PA0010120	Rating Area 8	Tobacco User/Non-Tobacco User	30	436.88	480.76
	22444PA0010120	Rating Area 8	Tobacco User/Non-Tobacco User	31	446.11	490.76

	22444PA0010120	Rating Area 8	Tobacco User/Non-Tobacco User	32	455.35	500.77
	22444PA0010120	Rating Area 8	Tobacco User/Non-Tobacco User	33	461.13	507.31
	22444PA0010120	Rating Area 8	Tobacco User/Non-Tobacco User	34	467.28	513.86
	22444PA0010120	Rating Area 8	Tobacco User/Non-Tobacco User	35	470.36	517.32
	22444PA0010120	Rating Area 8	Tobacco User/Non-Tobacco User	36	473.44	520.79
	22444PA0010120	Rating Area 8	Tobacco User/Non-Tobacco User	37	476.52	524.25
	22444PA0010120	Rating Area 8	Tobacco User/Non-Tobacco User	38	479.60	527.71
	22444PA0010120	Rating Area 8	Tobacco User/Non-Tobacco User	39	485.76	534.26
	22444PA0010120	Rating Area 8	Tobacco User/Non-Tobacco User	40	491.92	541.19
	22444PA0010120	Rating Area 8	Tobacco User/Non-Tobacco User	41	501.16	551.19
	22444PA0010120	Rating Area 8	Tobacco User/Non-Tobacco User	42	510.01	561.20
	22444PA0010120	Rating Area 8	Tobacco User/Non-Tobacco User	43	522.33	574.67
	22444PA0010120	Rating Area 8	Tobacco User/Non-Tobacco User	44	537.72	591.61
	22444PA0010120	Rating Area 8	Tobacco User/Non-Tobacco User	45	555.81	611.24
	22444PA0010120	Rating Area 8	Tobacco User/Non-Tobacco User	46	577.37	635.11
	22444PA0010120	Rating Area 8	Tobacco User/Non-Tobacco User	47	601.62	661.66
	22444PA0010120	Rating Area 8	Tobacco User/Non-Tobacco User	48	629.33	692.46
	22444PA0010120	Rating Area 8	Tobacco User/Non-Tobacco User	49	656.66	722.48
	22444PA0010120	Rating Area 8	Tobacco User/Non-Tobacco User	50	687.45	756.35
	22444PA0010120	Rating Area 8	Tobacco User/Non-Tobacco User	51	717.86	789.84
	22444PA0010120	Rating Area 8	Tobacco User/Non-Tobacco User	52	751.35	826.41
	22444PA0010120	Rating Area 8	Tobacco User/Non-Tobacco User	53	785.22	863.74
	22444PA0010120	Rating Area 8	Tobacco User/Non-Tobacco User	54	821.79	903.77
	22444PA0010120	Rating Area 8	Tobacco User/Non-Tobacco User	55	858.35	944.19
	22444PA0010120	Rating Area 8	Tobacco User/Non-Tobacco User	56	898.00	987.69
	22444PA0010120	Rating Area 8	Tobacco User/Non-Tobacco User	57	938.03	1031.95
	22444PA0010120	Rating Area 8	Tobacco User/Non-Tobacco User	58	980.76	1078.91
	22444PA0010120	Rating Area 8	Tobacco User/Non-Tobacco User	59	1001.93	1102.00
	22444PA0010120	Rating Area 8	Tobacco User/Non-Tobacco User	60	1044.65	1148.96
	22444PA0010120	Rating Area 8	Tobacco User/Non-Tobacco User	61	1081.60	1189.76
	22444PA0010120	Rating Area 8	Tobacco User/Non-Tobacco User	62	1105.85	1216.32
	22444PA0010120	Rating Area 8	Tobacco User/Non-Tobacco User	63	1136.26	1249.81
	22444PA0010120	Rating Area 8	Tobacco User/Non-Tobacco User	64 and over	1154.74	1270.21
	22444PA0010121	Rating Area 8	Tobacco User/Non-Tobacco User	0-14	294.46	294.46
	22444PA0010121	Rating Area 8	Tobacco User/Non-Tobacco User	15	320.63	320.63
	22444PA0010121	Rating Area 8	Tobacco User/Non-Tobacco User	16	330.64	330.64
	22444PA0010121	Rating Area 8	Tobacco User/Non-Tobacco User	17	340.65	340.65
	22444PA0010121	Rating Area 8	Tobacco User/Non-Tobacco User	18	351.43	386.45
	22444PA0010121	Rating Area 8	Tobacco User/Non-Tobacco User	19	362.20	398.38
	22444PA0010121	Rating Area 8	Tobacco User/Non-Tobacco User	20	373.37	410.70
	22444PA0010121	Rating Area 8	Tobacco User/Non-Tobacco User	21	384.92	423.41
	22444PA0010121	Rating Area 8	Tobacco User/Non-Tobacco User	22	384.92	423.41
	22444PA0010121	Rating Area 8	Tobacco User/Non-Tobacco User	23	384.92	423.41
	22444PA0010121	Rating Area 8	Tobacco User/Non-Tobacco User	24	384.92	423.41
	22444PA0010121	Rating Area 8	Tobacco User/Non-Tobacco User	25	386.45	424.94
	22444PA0010121	Rating Area 8	Tobacco User/Non-Tobacco User	26	394.15	433.41
	22444PA0010121	Rating Area 8	Tobacco User/Non-Tobacco User	27	403.39	443.80
	22444PA0010121	Rating Area 8	Tobacco User/Non-Tobacco User	28	418.40	460.36
	22444PA0010121	Rating Area 8	Tobacco User/Non-Tobacco User	29	430.72	473.83
	22444PA0010121	Rating Area 8	Tobacco User/Non-Tobacco User	30	436.88	480.76
	22444PA0010121	Rating Area 8	Tobacco User/Non-Tobacco User	31	446.11	490.76
	22444PA0010121	Rating Area 8	Tobacco User/Non-Tobacco User	32	455.35	500.77
	22444PA0010121	Rating Area 8	Tobacco User/Non-Tobacco User	33	461.13	507.31
	22444PA0010121	Rating Area 8	Tobacco User/Non-Tobacco User	34	467.28	513.86
	22444PA0010121	Rating Area 8	Tobacco User/Non-Tobacco User	35	470.36	517.32
	22444PA0010121	Rating Area 8	Tobacco User/Non-Tobacco User	36	473.44	520.79
	22444PA0010121	Rating Area 8	Tobacco User/Non-Tobacco User	37	476.52	524.25
	22444PA0010121	Rating Area 8	Tobacco User/Non-Tobacco User	38	479.60	527.71
	22444PA0010121	Rating Area 8	Tobacco User/Non-Tobacco User	39	485.76	534.26
	22444PA0010121	Rating Area 8	Tobacco User/Non-Tobacco User	40	491.92	541.19
	22444PA0010121	Rating Area 8	Tobacco User/Non-Tobacco User	41	501.16	551.19
	22444PA0010121	Rating Area 8	Tobacco User/Non-Tobacco User	42	510.01	561.20
	22444PA0010121	Rating Area 8	Tobacco User/Non-Tobacco User	43	522.33	574.67
	22444PA0010121	Rating Area 8	Tobacco User/Non-Tobacco User	44	537.72	591.61

22444PA0010121	Rating Area 8	Tobacco User/Non-Tobacco User	45	555.81	611.24
			46	577.37	635.11
			47	601.62	661.66
			48	629.33	692.46
			49	656.66	722.48
			50	687.45	756.35
			51	717.86	789.84
			52	751.35	826.41
			53	785.22	863.74
			54	821.79	903.77
			55	858.35	944.19
			56	898.00	987.69
			57	938.03	1031.95
			58	980.76	1078.91
			59	1001.93	1102.00
			60	1044.65	1148.96
			61	1081.60	1189.76
			62	1105.85	1216.32
			63	1136.26	1249.81
			64 and over	1154.74	1270.21
22444PA0010122	Rating Area 8	Tobacco User/Non-Tobacco User	0-14	294.46	294.46
22444PA0010122	Rating Area 8	Tobacco User/Non-Tobacco User	15	320.63	320.63
			16	330.64	330.64
			17	340.65	340.65
			18	351.43	386.45
			19	362.20	398.38
			20	373.37	410.70
			21	384.92	423.41
			22	384.92	423.41
			23	384.92	423.41
			24	384.92	423.41
			25	386.45	424.94
			26	394.15	433.41
			27	403.39	443.80
			28	418.40	460.36
			29	430.72	473.83
			30	436.88	480.76
			31	446.11	490.76
			32	455.35	500.77
			33	461.13	507.31
			34	467.28	513.86
			35	470.36	517.32
			36	473.44	520.79
			37	476.52	524.25
			38	479.60	527.71
			39	485.76	534.26
			40	491.92	541.19
			41	501.16	551.19
			42	510.01	561.20
			43	522.33	574.67
			44	537.72	591.61
			45	555.81	611.24
			46	577.37	635.11
			47	601.62	661.66
			48	629.33	692.46
			49	656.66	722.48
			50	687.45	756.35
			51	717.86	789.84
			52	751.35	826.41
			53	785.22	863.74
			54	821.79	903.77
			55	858.35	944.19
			56	898.00	987.69
			57	938.03	1031.95

	22444PA0010122	Rating Area 8	Tobacco User/Non-Tobacco User	58	980.76	1078.91
	22444PA0010122	Rating Area 8	Tobacco User/Non-Tobacco User	59	1001.93	1102.00
	22444PA0010122	Rating Area 8	Tobacco User/Non-Tobacco User	60	1044.65	1148.96
	22444PA0010122	Rating Area 8	Tobacco User/Non-Tobacco User	61	1081.60	1189.76
	22444PA0010122	Rating Area 8	Tobacco User/Non-Tobacco User	62	1105.85	1216.32
	22444PA0010122	Rating Area 8	Tobacco User/Non-Tobacco User	63	1136.26	1249.81
	22444PA0010122	Rating Area 8	Tobacco User/Non-Tobacco User	64 and over	1154.74	1270.21
	22444PA0010123	Rating Area 8	Tobacco User/Non-Tobacco User	0-14	294.46	294.46
	22444PA0010123	Rating Area 8	Tobacco User/Non-Tobacco User	15	320.63	320.63
	22444PA0010123	Rating Area 8	Tobacco User/Non-Tobacco User	16	330.64	330.64
	22444PA0010123	Rating Area 8	Tobacco User/Non-Tobacco User	17	340.65	340.65
	22444PA0010123	Rating Area 8	Tobacco User/Non-Tobacco User	18	351.43	386.45
	22444PA0010123	Rating Area 8	Tobacco User/Non-Tobacco User	19	362.20	398.38
	22444PA0010123	Rating Area 8	Tobacco User/Non-Tobacco User	20	373.37	410.70
	22444PA0010123	Rating Area 8	Tobacco User/Non-Tobacco User	21	384.92	423.41
	22444PA0010123	Rating Area 8	Tobacco User/Non-Tobacco User	22	384.92	423.41
	22444PA0010123	Rating Area 8	Tobacco User/Non-Tobacco User	23	384.92	423.41
	22444PA0010123	Rating Area 8	Tobacco User/Non-Tobacco User	24	384.92	423.41
	22444PA0010123	Rating Area 8	Tobacco User/Non-Tobacco User	25	386.45	424.94
	22444PA0010123	Rating Area 8	Tobacco User/Non-Tobacco User	26	394.15	433.41
	22444PA0010123	Rating Area 8	Tobacco User/Non-Tobacco User	27	403.39	443.80
	22444PA0010123	Rating Area 8	Tobacco User/Non-Tobacco User	28	418.40	460.36
	22444PA0010123	Rating Area 8	Tobacco User/Non-Tobacco User	29	430.72	473.83
	22444PA0010123	Rating Area 8	Tobacco User/Non-Tobacco User	30	436.88	480.76
	22444PA0010123	Rating Area 8	Tobacco User/Non-Tobacco User	31	446.11	490.76
	22444PA0010123	Rating Area 8	Tobacco User/Non-Tobacco User	32	455.35	500.77
	22444PA0010123	Rating Area 8	Tobacco User/Non-Tobacco User	33	461.13	507.31
	22444PA0010123	Rating Area 8	Tobacco User/Non-Tobacco User	34	467.28	513.86
	22444PA0010123	Rating Area 8	Tobacco User/Non-Tobacco User	35	470.36	517.32
	22444PA0010123	Rating Area 8	Tobacco User/Non-Tobacco User	36	473.44	520.79
	22444PA0010123	Rating Area 8	Tobacco User/Non-Tobacco User	37	476.52	524.25
	22444PA0010123	Rating Area 8	Tobacco User/Non-Tobacco User	38	479.60	527.71
	22444PA0010123	Rating Area 8	Tobacco User/Non-Tobacco User	39	485.76	534.26
	22444PA0010123	Rating Area 8	Tobacco User/Non-Tobacco User	40	491.92	541.19
	22444PA0010123	Rating Area 8	Tobacco User/Non-Tobacco User	41	501.16	551.19
	22444PA0010123	Rating Area 8	Tobacco User/Non-Tobacco User	42	510.01	561.20
	22444PA0010123	Rating Area 8	Tobacco User/Non-Tobacco User	43	522.33	574.67
	22444PA0010123	Rating Area 8	Tobacco User/Non-Tobacco User	44	537.72	591.61
	22444PA0010123	Rating Area 8	Tobacco User/Non-Tobacco User	45	555.81	611.24
	22444PA0010123	Rating Area 8	Tobacco User/Non-Tobacco User	46	577.37	635.11
	22444PA0010123	Rating Area 8	Tobacco User/Non-Tobacco User	47	601.62	661.66
	22444PA0010123	Rating Area 8	Tobacco User/Non-Tobacco User	48	629.33	692.46
	22444PA0010123	Rating Area 8	Tobacco User/Non-Tobacco User	49	656.66	722.48
	22444PA0010123	Rating Area 8	Tobacco User/Non-Tobacco User	50	687.45	756.35
	22444PA0010123	Rating Area 8	Tobacco User/Non-Tobacco User	51	717.86	789.84
	22444PA0010123	Rating Area 8	Tobacco User/Non-Tobacco User	52	751.35	826.41
	22444PA0010123	Rating Area 8	Tobacco User/Non-Tobacco User	53	785.22	863.74
	22444PA0010123	Rating Area 8	Tobacco User/Non-Tobacco User	54	821.79	903.77
	22444PA0010123	Rating Area 8	Tobacco User/Non-Tobacco User	55	858.35	944.19
	22444PA0010123	Rating Area 8	Tobacco User/Non-Tobacco User	56	898.00	987.69
	22444PA0010123	Rating Area 8	Tobacco User/Non-Tobacco User	57	938.03	1031.95
	22444PA0010123	Rating Area 8	Tobacco User/Non-Tobacco User	58	980.76	1078.91
	22444PA0010123	Rating Area 8	Tobacco User/Non-Tobacco User	59	1001.93	1102.00
	22444PA0010123	Rating Area 8	Tobacco User/Non-Tobacco User	60	1044.65	1148.96
	22444PA0010123	Rating Area 8	Tobacco User/Non-Tobacco User	61	1081.60	1189.76
	22444PA0010123	Rating Area 8	Tobacco User/Non-Tobacco User	62	1105.85	1216.32
	22444PA0010123	Rating Area 8	Tobacco User/Non-Tobacco User	63	1136.26	1249.81
	22444PA0010123	Rating Area 8	Tobacco User/Non-Tobacco User	64 and over	1154.74	1270.21
	22444PA0010124	Rating Area 8	Tobacco User/Non-Tobacco User	0-14	353.04	353.04
	22444PA0010124	Rating Area 8	Tobacco User/Non-Tobacco User	15	384.43	384.43
	22444PA0010124	Rating Area 8	Tobacco User/Non-Tobacco User	16	396.43	396.43
	22444PA0010124	Rating Area 8	Tobacco User/Non-Tobacco User	17	408.42	408.42
	22444PA0010124	Rating Area 8	Tobacco User/Non-Tobacco User	18	421.35	463.34
	22444PA0010124	Rating Area 8	Tobacco User/Non-Tobacco User	19	434.27	477.65

	22444PA0010124	Rating Area 8	Tobacco User/Non-Tobacco User	20	447.65	492.42
	22444PA0010124	Rating Area 8	Tobacco User/Non-Tobacco User	21	461.50	507.65
	22444PA0010124	Rating Area 8	Tobacco User/Non-Tobacco User	22	461.50	507.65
	22444PA0010124	Rating Area 8	Tobacco User/Non-Tobacco User	23	461.50	507.65
	22444PA0010124	Rating Area 8	Tobacco User/Non-Tobacco User	24	461.50	507.65
	22444PA0010124	Rating Area 8	Tobacco User/Non-Tobacco User	25	463.34	509.49
	22444PA0010124	Rating Area 8	Tobacco User/Non-Tobacco User	26	472.57	519.64
	22444PA0010124	Rating Area 8	Tobacco User/Non-Tobacco User	27	483.65	532.10
	22444PA0010124	Rating Area 8	Tobacco User/Non-Tobacco User	28	501.65	551.95
	22444PA0010124	Rating Area 8	Tobacco User/Non-Tobacco User	29	516.41	568.10
	22444PA0010124	Rating Area 8	Tobacco User/Non-Tobacco User	30	523.80	576.41
	22444PA0010124	Rating Area 8	Tobacco User/Non-Tobacco User	31	534.87	588.41
	22444PA0010124	Rating Area 8	Tobacco User/Non-Tobacco User	32	545.95	600.41
	22444PA0010124	Rating Area 8	Tobacco User/Non-Tobacco User	33	552.87	608.25
	22444PA0010124	Rating Area 8	Tobacco User/Non-Tobacco User	34	560.26	616.10
	22444PA0010124	Rating Area 8	Tobacco User/Non-Tobacco User	35	563.95	620.25
	22444PA0010124	Rating Area 8	Tobacco User/Non-Tobacco User	36	567.64	624.40
	22444PA0010124	Rating Area 8	Tobacco User/Non-Tobacco User	37	571.33	628.56
	22444PA0010124	Rating Area 8	Tobacco User/Non-Tobacco User	38	575.02	632.71
	22444PA0010124	Rating Area 8	Tobacco User/Non-Tobacco User	39	582.41	640.56
	22444PA0010124	Rating Area 8	Tobacco User/Non-Tobacco User	40	589.79	648.86
	22444PA0010124	Rating Area 8	Tobacco User/Non-Tobacco User	41	600.87	660.86
	22444PA0010124	Rating Area 8	Tobacco User/Non-Tobacco User	42	611.48	672.86
	22444PA0010124	Rating Area 8	Tobacco User/Non-Tobacco User	43	626.25	689.01
	22444PA0010124	Rating Area 8	Tobacco User/Non-Tobacco User	44	644.71	709.32
	22444PA0010124	Rating Area 8	Tobacco User/Non-Tobacco User	45	666.40	732.86
	22444PA0010124	Rating Area 8	Tobacco User/Non-Tobacco User	46	692.24	761.47
	22444PA0010124	Rating Area 8	Tobacco User/Non-Tobacco User	47	721.32	793.31
	22444PA0010124	Rating Area 8	Tobacco User/Non-Tobacco User	48	754.55	830.23
	22444PA0010124	Rating Area 8	Tobacco User/Non-Tobacco User	49	787.31	866.23
	22444PA0010124	Rating Area 8	Tobacco User/Non-Tobacco User	50	824.23	906.84
	22444PA0010124	Rating Area 8	Tobacco User/Non-Tobacco User	51	860.69	946.99
	22444PA0010124	Rating Area 8	Tobacco User/Non-Tobacco User	52	900.84	990.83
	22444PA0010124	Rating Area 8	Tobacco User/Non-Tobacco User	53	941.45	1035.60
	22444PA0010124	Rating Area 8	Tobacco User/Non-Tobacco User	54	985.29	1083.59
	22444PA0010124	Rating Area 8	Tobacco User/Non-Tobacco User	55	1029.14	1132.05
	22444PA0010124	Rating Area 8	Tobacco User/Non-Tobacco User	56	1076.67	1184.20
	22444PA0010124	Rating Area 8	Tobacco User/Non-Tobacco User	57	1124.67	1237.27
	22444PA0010124	Rating Area 8	Tobacco User/Non-Tobacco User	58	1175.89	1293.57
	22444PA0010124	Rating Area 8	Tobacco User/Non-Tobacco User	59	1201.27	1321.26
	22444PA0010124	Rating Area 8	Tobacco User/Non-Tobacco User	60	1252.50	1377.57
	22444PA0010124	Rating Area 8	Tobacco User/Non-Tobacco User	61	1296.80	1426.48
	22444PA0010124	Rating Area 8	Tobacco User/Non-Tobacco User	62	1325.88	1458.33
	22444PA0010124	Rating Area 8	Tobacco User/Non-Tobacco User	63	1362.34	1498.48
	22444PA0010124	Rating Area 8	Tobacco User/Non-Tobacco User	64 and over	1384.49	1522.94
	22444PA0010125	Rating Area 8	Tobacco User/Non-Tobacco User	0-14	353.04	353.04
	22444PA0010125	Rating Area 8	Tobacco User/Non-Tobacco User	15	384.43	384.43
	22444PA0010125	Rating Area 8	Tobacco User/Non-Tobacco User	16	396.43	396.43
	22444PA0010125	Rating Area 8	Tobacco User/Non-Tobacco User	17	408.42	408.42
	22444PA0010125	Rating Area 8	Tobacco User/Non-Tobacco User	18	421.35	463.34
	22444PA0010125	Rating Area 8	Tobacco User/Non-Tobacco User	19	434.27	477.65
	22444PA0010125	Rating Area 8	Tobacco User/Non-Tobacco User	20	447.65	492.42
	22444PA0010125	Rating Area 8	Tobacco User/Non-Tobacco User	21	461.50	507.65
	22444PA0010125	Rating Area 8	Tobacco User/Non-Tobacco User	22	461.50	507.65
	22444PA0010125	Rating Area 8	Tobacco User/Non-Tobacco User	23	461.50	507.65
	22444PA0010125	Rating Area 8	Tobacco User/Non-Tobacco User	24	461.50	507.65
	22444PA0010125	Rating Area 8	Tobacco User/Non-Tobacco User	25	463.34	509.49
	22444PA0010125	Rating Area 8	Tobacco User/Non-Tobacco User	26	472.57	519.64
	22444PA0010125	Rating Area 8	Tobacco User/Non-Tobacco User	27	483.65	532.10
	22444PA0010125	Rating Area 8	Tobacco User/Non-Tobacco User	28	501.65	551.95
	22444PA0010125	Rating Area 8	Tobacco User/Non-Tobacco User	29	516.41	568.10
	22444PA0010125	Rating Area 8	Tobacco User/Non-Tobacco User	30	523.80	576.41
	22444PA0010125	Rating Area 8	Tobacco User/Non-Tobacco User	31	534.87	588.41
	22444PA0010125	Rating Area 8	Tobacco User/Non-Tobacco User	32	545.95	600.41

	22444PA0010125 Rating Area 8		Tobacco User/Non-Tobacco User	33	552.87	608.25
	22444PA0010125 Rating Area 8		Tobacco User/Non-Tobacco User	34	560.26	616.10
	22444PA0010125 Rating Area 8		Tobacco User/Non-Tobacco User	35	563.95	620.25
	22444PA0010125 Rating Area 8		Tobacco User/Non-Tobacco User	36	567.64	624.40
	22444PA0010125 Rating Area 8		Tobacco User/Non-Tobacco User	37	571.33	628.56
	22444PA0010125 Rating Area 8		Tobacco User/Non-Tobacco User	38	575.02	632.71
	22444PA0010125 Rating Area 8		Tobacco User/Non-Tobacco User	39	582.41	640.56
	22444PA0010125 Rating Area 8		Tobacco User/Non-Tobacco User	40	589.79	648.86
	22444PA0010125 Rating Area 8		Tobacco User/Non-Tobacco User	41	600.87	660.86
	22444PA0010125 Rating Area 8		Tobacco User/Non-Tobacco User	42	611.48	672.86
	22444PA0010125 Rating Area 8		Tobacco User/Non-Tobacco User	43	626.25	689.01
	22444PA0010125 Rating Area 8		Tobacco User/Non-Tobacco User	44	644.71	709.32
	22444PA0010125 Rating Area 8		Tobacco User/Non-Tobacco User	45	666.40	732.86
	22444PA0010125 Rating Area 8		Tobacco User/Non-Tobacco User	46	692.24	761.47
	22444PA0010125 Rating Area 8		Tobacco User/Non-Tobacco User	47	721.32	793.31
	22444PA0010125 Rating Area 8		Tobacco User/Non-Tobacco User	48	754.55	830.23
	22444PA0010125 Rating Area 8		Tobacco User/Non-Tobacco User	49	787.31	866.23
	22444PA0010125 Rating Area 8		Tobacco User/Non-Tobacco User	50	824.23	906.84
	22444PA0010125 Rating Area 8		Tobacco User/Non-Tobacco User	51	860.69	946.99
	22444PA0010125 Rating Area 8		Tobacco User/Non-Tobacco User	52	900.84	990.83
	22444PA0010125 Rating Area 8		Tobacco User/Non-Tobacco User	53	941.45	1035.60
	22444PA0010125 Rating Area 8		Tobacco User/Non-Tobacco User	54	985.29	1083.59
	22444PA0010125 Rating Area 8		Tobacco User/Non-Tobacco User	55	1029.14	1132.05
	22444PA0010125 Rating Area 8		Tobacco User/Non-Tobacco User	56	1076.67	1184.20
	22444PA0010125 Rating Area 8		Tobacco User/Non-Tobacco User	57	1124.67	1237.27
	22444PA0010125 Rating Area 8		Tobacco User/Non-Tobacco User	58	1175.89	1293.57
	22444PA0010125 Rating Area 8		Tobacco User/Non-Tobacco User	59	1201.27	1321.26
	22444PA0010125 Rating Area 8		Tobacco User/Non-Tobacco User	60	1252.50	1377.57
	22444PA0010125 Rating Area 8		Tobacco User/Non-Tobacco User	61	1296.80	1426.48
	22444PA0010125 Rating Area 8		Tobacco User/Non-Tobacco User	62	1325.88	1458.33
	22444PA0010125 Rating Area 8		Tobacco User/Non-Tobacco User	63	1362.34	1498.48
	22444PA0010125 Rating Area 8		Tobacco User/Non-Tobacco User	64 and over	1384.49	1522.94
	22444PA0010126	Rating Area 8	Tobacco User/Non-Tobacco User	0-14	353.04	353.04
	22444PA0010126 Rating Area 8		Tobacco User/Non-Tobacco User	15	384.43	384.43
	22444PA0010126 Rating Area 8		Tobacco User/Non-Tobacco User	16	396.43	396.43
	22444PA0010126 Rating Area 8		Tobacco User/Non-Tobacco User	17	408.42	408.42
	22444PA0010126 Rating Area 8		Tobacco User/Non-Tobacco User	18	421.35	463.34
	22444PA0010126 Rating Area 8		Tobacco User/Non-Tobacco User	19	434.27	477.65
	22444PA0010126 Rating Area 8		Tobacco User/Non-Tobacco User	20	447.65	492.42
	22444PA0010126 Rating Area 8		Tobacco User/Non-Tobacco User	21	461.50	507.65
	22444PA0010126 Rating Area 8		Tobacco User/Non-Tobacco User	22	461.50	507.65
	22444PA0010126 Rating Area 8		Tobacco User/Non-Tobacco User	23	461.50	507.65
	22444PA0010126 Rating Area 8		Tobacco User/Non-Tobacco User	24	461.50	507.65
	22444PA0010126 Rating Area 8		Tobacco User/Non-Tobacco User	25	463.34	509.49
	22444PA0010126 Rating Area 8		Tobacco User/Non-Tobacco User	26	472.57	519.64
	22444PA0010126 Rating Area 8		Tobacco User/Non-Tobacco User	27	483.65	532.10
	22444PA0010126 Rating Area 8		Tobacco User/Non-Tobacco User	28	501.65	551.95
	22444PA0010126 Rating Area 8		Tobacco User/Non-Tobacco User	29	516.41	568.10
	22444PA0010126 Rating Area 8		Tobacco User/Non-Tobacco User	30	523.80	576.41
	22444PA0010126 Rating Area 8		Tobacco User/Non-Tobacco User	31	534.87	588.41
	22444PA0010126 Rating Area 8		Tobacco User/Non-Tobacco User	32	545.95	600.41
	22444PA0010126 Rating Area 8		Tobacco User/Non-Tobacco User	33	552.87	608.25
	22444PA0010126 Rating Area 8		Tobacco User/Non-Tobacco User	34	560.26	616.10
	22444PA0010126 Rating Area 8		Tobacco User/Non-Tobacco User	35	563.95	620.25
	22444PA0010126 Rating Area 8		Tobacco User/Non-Tobacco User	36	567.64	624.40
	22444PA0010126 Rating Area 8		Tobacco User/Non-Tobacco User	37	571.33	628.56
	22444PA0010126 Rating Area 8		Tobacco User/Non-Tobacco User	38	575.02	632.71
	22444PA0010126 Rating Area 8		Tobacco User/Non-Tobacco User	39	582.41	640.56
	22444PA0010126 Rating Area 8		Tobacco User/Non-Tobacco User	40	589.79	648.86
	22444PA0010126 Rating Area 8		Tobacco User/Non-Tobacco User	41	600.87	660.86
	22444PA0010126 Rating Area 8		Tobacco User/Non-Tobacco User	42	611.48	672.86
	22444PA0010126 Rating Area 8		Tobacco User/Non-Tobacco User	43	626.25	689.01
	22444PA0010126 Rating Area 8		Tobacco User/Non-Tobacco User	44	644.71	709.32
	22444PA0010126 Rating Area 8		Tobacco User/Non-Tobacco User	45	666.40	732.86

22444PA0010126	Rating Area 8	Tobacco User/Non-Tobacco User	46	692.24	761.47
	Rating Area 8	Tobacco User/Non-Tobacco User	47	721.32	793.31
	Rating Area 8	Tobacco User/Non-Tobacco User	48	754.55	830.23
	Rating Area 8	Tobacco User/Non-Tobacco User	49	787.31	866.23
	Rating Area 8	Tobacco User/Non-Tobacco User	50	824.23	906.84
	Rating Area 8	Tobacco User/Non-Tobacco User	51	860.69	946.99
	Rating Area 8	Tobacco User/Non-Tobacco User	52	900.84	990.83
	Rating Area 8	Tobacco User/Non-Tobacco User	53	941.45	1035.60
	Rating Area 8	Tobacco User/Non-Tobacco User	54	985.29	1083.59
	Rating Area 8	Tobacco User/Non-Tobacco User	55	1029.14	1132.05
	Rating Area 8	Tobacco User/Non-Tobacco User	56	1076.67	1184.20
	Rating Area 8	Tobacco User/Non-Tobacco User	57	1124.67	1237.27
	Rating Area 8	Tobacco User/Non-Tobacco User	58	1175.89	1293.57
	Rating Area 8	Tobacco User/Non-Tobacco User	59	1201.27	1321.26
	Rating Area 8	Tobacco User/Non-Tobacco User	60	1252.50	1377.57
	Rating Area 8	Tobacco User/Non-Tobacco User	61	1296.80	1426.48
	Rating Area 8	Tobacco User/Non-Tobacco User	62	1325.88	1458.33
	Rating Area 8	Tobacco User/Non-Tobacco User	63	1362.34	1498.48
	Rating Area 8	Tobacco User/Non-Tobacco User	64 and over	1384.49	1522.94
22444PA0010127	Rating Area 8	Tobacco User/Non-Tobacco User	0-14	353.04	353.04
22444PA0010127	Rating Area 8	Tobacco User/Non-Tobacco User	15	384.43	384.43
	Rating Area 8	Tobacco User/Non-Tobacco User	16	396.43	396.43
	Rating Area 8	Tobacco User/Non-Tobacco User	17	408.42	408.42
	Rating Area 8	Tobacco User/Non-Tobacco User	18	421.35	463.34
	Rating Area 8	Tobacco User/Non-Tobacco User	19	434.27	477.65
	Rating Area 8	Tobacco User/Non-Tobacco User	20	447.65	492.42
	Rating Area 8	Tobacco User/Non-Tobacco User	21	461.50	507.65
	Rating Area 8	Tobacco User/Non-Tobacco User	22	461.50	507.65
	Rating Area 8	Tobacco User/Non-Tobacco User	23	461.50	507.65
	Rating Area 8	Tobacco User/Non-Tobacco User	24	461.50	507.65
	Rating Area 8	Tobacco User/Non-Tobacco User	25	463.34	509.49
	Rating Area 8	Tobacco User/Non-Tobacco User	26	472.57	519.64
	Rating Area 8	Tobacco User/Non-Tobacco User	27	483.65	532.10
	Rating Area 8	Tobacco User/Non-Tobacco User	28	501.65	551.95
	Rating Area 8	Tobacco User/Non-Tobacco User	29	516.41	568.10
	Rating Area 8	Tobacco User/Non-Tobacco User	30	523.80	576.41
	Rating Area 8	Tobacco User/Non-Tobacco User	31	534.87	588.41
	Rating Area 8	Tobacco User/Non-Tobacco User	32	545.95	600.41
	Rating Area 8	Tobacco User/Non-Tobacco User	33	552.87	608.25
	Rating Area 8	Tobacco User/Non-Tobacco User	34	560.26	616.10
	Rating Area 8	Tobacco User/Non-Tobacco User	35	563.95	620.25
	Rating Area 8	Tobacco User/Non-Tobacco User	36	567.64	624.40
	Rating Area 8	Tobacco User/Non-Tobacco User	37	571.33	628.56
	Rating Area 8	Tobacco User/Non-Tobacco User	38	575.02	632.71
	Rating Area 8	Tobacco User/Non-Tobacco User	39	582.41	640.56
	Rating Area 8	Tobacco User/Non-Tobacco User	40	589.79	648.86
	Rating Area 8	Tobacco User/Non-Tobacco User	41	600.87	660.86
	Rating Area 8	Tobacco User/Non-Tobacco User	42	611.48	672.86
	Rating Area 8	Tobacco User/Non-Tobacco User	43	626.25	689.01
	Rating Area 8	Tobacco User/Non-Tobacco User	44	644.71	709.32
	Rating Area 8	Tobacco User/Non-Tobacco User	45	666.40	732.86
	Rating Area 8	Tobacco User/Non-Tobacco User	46	692.24	761.47
	Rating Area 8	Tobacco User/Non-Tobacco User	47	721.32	793.31
	Rating Area 8	Tobacco User/Non-Tobacco User	48	754.55	830.23
	Rating Area 8	Tobacco User/Non-Tobacco User	49	787.31	866.23
	Rating Area 8	Tobacco User/Non-Tobacco User	50	824.23	906.84
	Rating Area 8	Tobacco User/Non-Tobacco User	51	860.69	946.99
	Rating Area 8	Tobacco User/Non-Tobacco User	52	900.84	990.83
	Rating Area 8	Tobacco User/Non-Tobacco User	53	941.45	1035.60
	Rating Area 8	Tobacco User/Non-Tobacco User	54	985.29	1083.59
	Rating Area 8	Tobacco User/Non-Tobacco User	55	1029.14	1132.05
	Rating Area 8	Tobacco User/Non-Tobacco User	56	1076.67	1184.20
	Rating Area 8	Tobacco User/Non-Tobacco User	57	1124.67	1237.27
	Rating Area 8	Tobacco User/Non-Tobacco User	58	1175.89	1293.57

	22444PA0010127	Rating Area 8	Tobacco User/Non-Tobacco User	59	1201.27	1321.26
	22444PA0010127	Rating Area 8	Tobacco User/Non-Tobacco User	60	1252.50	1377.57
	22444PA0010127	Rating Area 8	Tobacco User/Non-Tobacco User	61	1296.80	1426.48
	22444PA0010127	Rating Area 8	Tobacco User/Non-Tobacco User	62	1325.88	1458.33
	22444PA0010127	Rating Area 8	Tobacco User/Non-Tobacco User	63	1362.34	1498.48
	22444PA0010127	Rating Area 8	Tobacco User/Non-Tobacco User	64 and over	1384.49	1522.94
	22444PA0010128	Rating Area 8	Tobacco User/Non-Tobacco User	0-14	353.04	353.04
	22444PA0010128	Rating Area 8	Tobacco User/Non-Tobacco User	15	384.43	384.43
	22444PA0010128	Rating Area 8	Tobacco User/Non-Tobacco User	16	396.43	396.43
	22444PA0010128	Rating Area 8	Tobacco User/Non-Tobacco User	17	408.42	408.42
	22444PA0010128	Rating Area 8	Tobacco User/Non-Tobacco User	18	421.35	463.34
	22444PA0010128	Rating Area 8	Tobacco User/Non-Tobacco User	19	434.27	477.65
	22444PA0010128	Rating Area 8	Tobacco User/Non-Tobacco User	20	447.65	492.42
	22444PA0010128	Rating Area 8	Tobacco User/Non-Tobacco User	21	461.50	507.65
	22444PA0010128	Rating Area 8	Tobacco User/Non-Tobacco User	22	461.50	507.65
	22444PA0010128	Rating Area 8	Tobacco User/Non-Tobacco User	23	461.50	507.65
	22444PA0010128	Rating Area 8	Tobacco User/Non-Tobacco User	24	461.50	507.65
	22444PA0010128	Rating Area 8	Tobacco User/Non-Tobacco User	25	463.34	509.49
	22444PA0010128	Rating Area 8	Tobacco User/Non-Tobacco User	26	472.57	519.64
	22444PA0010128	Rating Area 8	Tobacco User/Non-Tobacco User	27	483.65	532.10
	22444PA0010128	Rating Area 8	Tobacco User/Non-Tobacco User	28	501.65	551.95
	22444PA0010128	Rating Area 8	Tobacco User/Non-Tobacco User	29	516.41	568.10
	22444PA0010128	Rating Area 8	Tobacco User/Non-Tobacco User	30	523.80	576.41
	22444PA0010128	Rating Area 8	Tobacco User/Non-Tobacco User	31	534.87	588.41
	22444PA0010128	Rating Area 8	Tobacco User/Non-Tobacco User	32	545.95	600.41
	22444PA0010128	Rating Area 8	Tobacco User/Non-Tobacco User	33	552.87	608.25
	22444PA0010128	Rating Area 8	Tobacco User/Non-Tobacco User	34	560.26	616.10
	22444PA0010128	Rating Area 8	Tobacco User/Non-Tobacco User	35	563.95	620.25
	22444PA0010128	Rating Area 8	Tobacco User/Non-Tobacco User	36	567.64	624.40
	22444PA0010128	Rating Area 8	Tobacco User/Non-Tobacco User	37	571.33	628.56
	22444PA0010128	Rating Area 8	Tobacco User/Non-Tobacco User	38	575.02	632.71
	22444PA0010128	Rating Area 8	Tobacco User/Non-Tobacco User	39	582.41	640.56
	22444PA0010128	Rating Area 8	Tobacco User/Non-Tobacco User	40	589.79	648.86
	22444PA0010128	Rating Area 8	Tobacco User/Non-Tobacco User	41	600.87	660.86
	22444PA0010128	Rating Area 8	Tobacco User/Non-Tobacco User	42	611.48	672.86
	22444PA0010128	Rating Area 8	Tobacco User/Non-Tobacco User	43	626.25	689.01
	22444PA0010128	Rating Area 8	Tobacco User/Non-Tobacco User	44	644.71	709.32
	22444PA0010128	Rating Area 8	Tobacco User/Non-Tobacco User	45	666.40	732.86
	22444PA0010128	Rating Area 8	Tobacco User/Non-Tobacco User	46	692.24	761.47
	22444PA0010128	Rating Area 8	Tobacco User/Non-Tobacco User	47	721.32	793.31
	22444PA0010128	Rating Area 8	Tobacco User/Non-Tobacco User	48	754.55	830.23
	22444PA0010128	Rating Area 8	Tobacco User/Non-Tobacco User	49	787.31	866.23
	22444PA0010128	Rating Area 8	Tobacco User/Non-Tobacco User	50	824.23	906.84
	22444PA0010128	Rating Area 8	Tobacco User/Non-Tobacco User	51	860.69	946.99
	22444PA0010128	Rating Area 8	Tobacco User/Non-Tobacco User	52	900.84	990.83
	22444PA0010128	Rating Area 8	Tobacco User/Non-Tobacco User	53	941.45	1035.60
	22444PA0010128	Rating Area 8	Tobacco User/Non-Tobacco User	54	985.29	1083.59
	22444PA0010128	Rating Area 8	Tobacco User/Non-Tobacco User	55	1029.14	1132.05
	22444PA0010128	Rating Area 8	Tobacco User/Non-Tobacco User	56	1076.67	1184.20
	22444PA0010128	Rating Area 8	Tobacco User/Non-Tobacco User	57	1124.67	1237.27
	22444PA0010128	Rating Area 8	Tobacco User/Non-Tobacco User	58	1175.89	1293.57
	22444PA0010128	Rating Area 8	Tobacco User/Non-Tobacco User	59	1201.27	1321.26
	22444PA0010128	Rating Area 8	Tobacco User/Non-Tobacco User	60	1252.50	1377.57
	22444PA0010128	Rating Area 8	Tobacco User/Non-Tobacco User	61	1296.80	1426.48
	22444PA0010128	Rating Area 8	Tobacco User/Non-Tobacco User	62	1325.88	1458.33
	22444PA0010128	Rating Area 8	Tobacco User/Non-Tobacco User	63	1362.34	1498.48
	22444PA0010128	Rating Area 8	Tobacco User/Non-Tobacco User	64 and over	1384.49	1522.94
	22444PA0010134	Rating Area 3	Tobacco User/Non-Tobacco User	0-14	288.15	288.15
	22444PA0010134	Rating Area 3	Tobacco User/Non-Tobacco User	15	313.76	313.76
	22444PA0010134	Rating Area 3	Tobacco User/Non-Tobacco User	16	323.55	323.55
	22444PA0010134	Rating Area 3	Tobacco User/Non-Tobacco User	17	333.35	333.35
	22444PA0010134	Rating Area 3	Tobacco User/Non-Tobacco User	18	343.89	378.17
	22444PA0010134	Rating Area 3	Tobacco User/Non-Tobacco User	19	354.44	389.85
	22444PA0010134	Rating Area 3	Tobacco User/Non-Tobacco User	20	365.36	401.90

	22444PA0010134 Rating Area 3		Tobacco User/Non-Tobacco User	21	376.67	414.34
	22444PA0010134 Rating Area 3		Tobacco User/Non-Tobacco User	22	376.67	414.34
	22444PA0010134 Rating Area 3		Tobacco User/Non-Tobacco User	23	376.67	414.34
	22444PA0010134 Rating Area 3		Tobacco User/Non-Tobacco User	24	376.67	414.34
	22444PA0010134 Rating Area 3		Tobacco User/Non-Tobacco User	25	378.17	415.84
	22444PA0010134 Rating Area 3		Tobacco User/Non-Tobacco User	26	385.70	424.12
	22444PA0010134 Rating Area 3		Tobacco User/Non-Tobacco User	27	394.74	434.29
	22444PA0010134 Rating Area 3		Tobacco User/Non-Tobacco User	28	409.43	450.49
	22444PA0010134 Rating Area 3		Tobacco User/Non-Tobacco User	29	421.49	463.67
	22444PA0010134 Rating Area 3		Tobacco User/Non-Tobacco User	30	427.51	470.45
	22444PA0010134 Rating Area 3		Tobacco User/Non-Tobacco User	31	436.55	480.25
	22444PA0010134 Rating Area 3		Tobacco User/Non-Tobacco User	32	445.59	490.04
	22444PA0010134 Rating Area 3		Tobacco User/Non-Tobacco User	33	451.24	496.44
	22444PA0010134 Rating Area 3		Tobacco User/Non-Tobacco User	34	457.27	502.85
	22444PA0010134 Rating Area 3		Tobacco User/Non-Tobacco User	35	460.28	506.24
	22444PA0010134 Rating Area 3		Tobacco User/Non-Tobacco User	36	463.30	509.63
	22444PA0010134 Rating Area 3		Tobacco User/Non-Tobacco User	37	466.31	513.02
	22444PA0010134 Rating Area 3		Tobacco User/Non-Tobacco User	38	469.32	516.41
	22444PA0010134 Rating Area 3		Tobacco User/Non-Tobacco User	39	475.35	522.81
	22444PA0010134 Rating Area 3		Tobacco User/Non-Tobacco User	40	481.38	529.59
	22444PA0010134 Rating Area 3		Tobacco User/Non-Tobacco User	41	490.42	539.38
	22444PA0010134 Rating Area 3		Tobacco User/Non-Tobacco User	42	499.08	549.18
	22444PA0010134 Rating Area 3		Tobacco User/Non-Tobacco User	43	511.13	562.36
	22444PA0010134 Rating Area 3		Tobacco User/Non-Tobacco User	44	526.20	578.93
	22444PA0010134 Rating Area 3		Tobacco User/Non-Tobacco User	45	543.90	598.14
	22444PA0010134 Rating Area 3		Tobacco User/Non-Tobacco User	46	565.00	621.50
	22444PA0010134 Rating Area 3		Tobacco User/Non-Tobacco User	47	588.73	647.49
	22444PA0010134 Rating Area 3		Tobacco User/Non-Tobacco User	48	615.85	677.62
	22444PA0010134 Rating Area 3		Tobacco User/Non-Tobacco User	49	642.59	707.00
	22444PA0010134 Rating Area 3		Tobacco User/Non-Tobacco User	50	672.72	740.15
	22444PA0010134 Rating Area 3		Tobacco User/Non-Tobacco User	51	702.48	772.91
	22444PA0010134 Rating Area 3		Tobacco User/Non-Tobacco User	52	735.25	808.70
	22444PA0010134 Rating Area 3		Tobacco User/Non-Tobacco User	53	768.39	845.23
	22444PA0010134 Rating Area 3		Tobacco User/Non-Tobacco User	54	804.18	884.41
	22444PA0010134 Rating Area 3		Tobacco User/Non-Tobacco User	55	839.96	923.96
	22444PA0010134 Rating Area 3		Tobacco User/Non-Tobacco User	56	878.76	966.52
	22444PA0010134 Rating Area 3		Tobacco User/Non-Tobacco User	57	917.93	1009.84
	22444PA0010134 Rating Area 3		Tobacco User/Non-Tobacco User	58	959.74	1055.79
	22444PA0010134 Rating Area 3		Tobacco User/Non-Tobacco User	59	980.46	1078.39
	22444PA0010134 Rating Area 3		Tobacco User/Non-Tobacco User	60	1022.27	1124.34
	22444PA0010134 Rating Area 3		Tobacco User/Non-Tobacco User	61	1058.43	1164.27
	22444PA0010134 Rating Area 3		Tobacco User/Non-Tobacco User	62	1082.16	1190.26
	22444PA0010134 Rating Area 3		Tobacco User/Non-Tobacco User	63	1111.91	1223.03
	22444PA0010134 Rating Area 3		Tobacco User/Non-Tobacco User	64 and over	1129.99	1242.99
	22444PA0040080	Rating Area 3	Tobacco User/Non-Tobacco User	0-14	176.89	176.89
	22444PA0040080 Rating Area 3		Tobacco User/Non-Tobacco User	15	192.62	192.62
	22444PA0040080 Rating Area 3		Tobacco User/Non-Tobacco User	16	198.63	198.63
	22444PA0040080 Rating Area 3		Tobacco User/Non-Tobacco User	17	204.64	204.64
	22444PA0040080 Rating Area 3		Tobacco User/Non-Tobacco User	18	211.11	232.16
	22444PA0040080 Rating Area 3		Tobacco User/Non-Tobacco User	19	217.59	239.32
	22444PA0040080 Rating Area 3		Tobacco User/Non-Tobacco User	20	224.29	246.72
	22444PA0040080 Rating Area 3		Tobacco User/Non-Tobacco User	21	231.24	254.36
	22444PA0040080 Rating Area 3		Tobacco User/Non-Tobacco User	22	231.24	254.36
	22444PA0040080 Rating Area 3		Tobacco User/Non-Tobacco User	23	231.24	254.36
	22444PA0040080 Rating Area 3		Tobacco User/Non-Tobacco User	24	231.24	254.36
	22444PA0040080 Rating Area 3		Tobacco User/Non-Tobacco User	25	232.16	255.28
	22444PA0040080 Rating Area 3		Tobacco User/Non-Tobacco User	26	236.78	260.37
	22444PA0040080 Rating Area 3		Tobacco User/Non-Tobacco User	27	242.33	266.61
	22444PA0040080 Rating Area 3		Tobacco User/Non-Tobacco User	28	251.35	276.55
	22444PA0040080 Rating Area 3		Tobacco User/Non-Tobacco User	29	258.75	284.65
	22444PA0040080 Rating Area 3		Tobacco User/Non-Tobacco User	30	262.45	288.81
	22444PA0040080 Rating Area 3		Tobacco User/Non-Tobacco User	31	268.00	294.82
	22444PA0040080 Rating Area 3		Tobacco User/Non-Tobacco User	32	273.55	300.83
	22444PA0040080 Rating Area 3		Tobacco User/Non-Tobacco User	33	277.01	304.76

	22444PA0040080	Rating Area 3	Tobacco User/Non-Tobacco User	34	280.71	308.69
	22444PA0040080	Rating Area 3	Tobacco User/Non-Tobacco User	35	282.56	310.77
	22444PA0040080	Rating Area 3	Tobacco User/Non-Tobacco User	36	284.41	312.86
	22444PA0040080	Rating Area 3	Tobacco User/Non-Tobacco User	37	286.26	314.94
	22444PA0040080	Rating Area 3	Tobacco User/Non-Tobacco User	38	288.11	317.02
	22444PA0040080	Rating Area 3	Tobacco User/Non-Tobacco User	39	291.81	320.95
	22444PA0040080	Rating Area 3	Tobacco User/Non-Tobacco User	40	295.51	325.11
	22444PA0040080	Rating Area 3	Tobacco User/Non-Tobacco User	41	301.06	331.12
	22444PA0040080	Rating Area 3	Tobacco User/Non-Tobacco User	42	306.38	337.13
	22444PA0040080	Rating Area 3	Tobacco User/Non-Tobacco User	43	313.78	345.23
	22444PA0040080	Rating Area 3	Tobacco User/Non-Tobacco User	44	323.03	355.40
	22444PA0040080	Rating Area 3	Tobacco User/Non-Tobacco User	45	333.90	367.19
	22444PA0040080	Rating Area 3	Tobacco User/Non-Tobacco User	46	346.85	381.53
	22444PA0040080	Rating Area 3	Tobacco User/Non-Tobacco User	47	361.41	397.49
	22444PA0040080	Rating Area 3	Tobacco User/Non-Tobacco User	48	378.06	415.98
	22444PA0040080	Rating Area 3	Tobacco User/Non-Tobacco User	49	394.48	434.02
	22444PA0040080	Rating Area 3	Tobacco User/Non-Tobacco User	50	412.98	454.37
	22444PA0040080	Rating Area 3	Tobacco User/Non-Tobacco User	51	431.25	474.49
	22444PA0040080	Rating Area 3	Tobacco User/Non-Tobacco User	52	451.36	496.45
	22444PA0040080	Rating Area 3	Tobacco User/Non-Tobacco User	53	471.71	518.88
	22444PA0040080	Rating Area 3	Tobacco User/Non-Tobacco User	54	493.68	542.93
	22444PA0040080	Rating Area 3	Tobacco User/Non-Tobacco User	55	515.64	567.21
	22444PA0040080	Rating Area 3	Tobacco User/Non-Tobacco User	56	539.46	593.34
	22444PA0040080	Rating Area 3	Tobacco User/Non-Tobacco User	57	563.51	619.93
	22444PA0040080	Rating Area 3	Tobacco User/Non-Tobacco User	58	589.18	648.14
	22444PA0040080	Rating Area 3	Tobacco User/Non-Tobacco User	59	601.89	662.01
	22444PA0040080	Rating Area 3	Tobacco User/Non-Tobacco User	60	627.56	690.22
	22444PA0040080	Rating Area 3	Tobacco User/Non-Tobacco User	61	649.76	714.73
	22444PA0040080	Rating Area 3	Tobacco User/Non-Tobacco User	62	664.33	730.69
	22444PA0040080	Rating Area 3	Tobacco User/Non-Tobacco User	63	682.59	750.81
	22444PA0040080	Rating Area 3	Tobacco User/Non-Tobacco User	64 and over	693.69	763.06
	22444PA0040081	Rating Area 9	Tobacco User/Non-Tobacco User	0-14	208.38	208.38
	22444PA0040081	Rating Area 9	Tobacco User/Non-Tobacco User	15	226.90	226.90
	22444PA0040081	Rating Area 9	Tobacco User/Non-Tobacco User	16	233.98	233.98
	22444PA0040081	Rating Area 9	Tobacco User/Non-Tobacco User	17	241.06	241.06
	22444PA0040081	Rating Area 9	Tobacco User/Non-Tobacco User	18	248.69	273.48
	22444PA0040081	Rating Area 9	Tobacco User/Non-Tobacco User	19	256.32	281.92
	22444PA0040081	Rating Area 9	Tobacco User/Non-Tobacco User	20	264.22	290.64
	22444PA0040081	Rating Area 9	Tobacco User/Non-Tobacco User	21	272.39	299.63
	22444PA0040081	Rating Area 9	Tobacco User/Non-Tobacco User	22	272.39	299.63
	22444PA0040081	Rating Area 9	Tobacco User/Non-Tobacco User	23	272.39	299.63
	22444PA0040081	Rating Area 9	Tobacco User/Non-Tobacco User	24	272.39	299.63
	22444PA0040081	Rating Area 9	Tobacco User/Non-Tobacco User	25	273.48	300.72
	22444PA0040081	Rating Area 9	Tobacco User/Non-Tobacco User	26	278.93	306.71
	22444PA0040081	Rating Area 9	Tobacco User/Non-Tobacco User	27	285.46	314.06
	22444PA0040081	Rating Area 9	Tobacco User/Non-Tobacco User	28	296.09	325.78
	22444PA0040081	Rating Area 9	Tobacco User/Non-Tobacco User	29	304.80	335.31
	22444PA0040081	Rating Area 9	Tobacco User/Non-Tobacco User	30	309.16	340.21
	22444PA0040081	Rating Area 9	Tobacco User/Non-Tobacco User	31	315.70	347.30
	22444PA0040081	Rating Area 9	Tobacco User/Non-Tobacco User	32	322.24	354.38
	22444PA0040081	Rating Area 9	Tobacco User/Non-Tobacco User	33	326.32	359.01
	22444PA0040081	Rating Area 9	Tobacco User/Non-Tobacco User	34	330.68	363.64
	22444PA0040081	Rating Area 9	Tobacco User/Non-Tobacco User	35	332.86	366.09
	22444PA0040081	Rating Area 9	Tobacco User/Non-Tobacco User	36	335.04	368.54
	22444PA0040081	Rating Area 9	Tobacco User/Non-Tobacco User	37	337.22	370.99
	22444PA0040081	Rating Area 9	Tobacco User/Non-Tobacco User	38	339.40	373.44
	22444PA0040081	Rating Area 9	Tobacco User/Non-Tobacco User	39	343.75	378.08
	22444PA0040081	Rating Area 9	Tobacco User/Non-Tobacco User	40	348.11	382.98
	22444PA0040081	Rating Area 9	Tobacco User/Non-Tobacco User	41	354.65	390.06
	22444PA0040081	Rating Area 9	Tobacco User/Non-Tobacco User	42	360.91	397.14
	22444PA0040081	Rating Area 9	Tobacco User/Non-Tobacco User	43	369.63	406.68
	22444PA0040081	Rating Area 9	Tobacco User/Non-Tobacco User	44	380.53	418.66
	22444PA0040081	Rating Area 9	Tobacco User/Non-Tobacco User	45	393.33	432.55
	22444PA0040081	Rating Area 9	Tobacco User/Non-Tobacco User	46	408.58	449.44

	22444PA0040081	Rating Area 9	Tobacco User/Non-Tobacco User	47	425.74	468.24
	22444PA0040081	Rating Area 9	Tobacco User/Non-Tobacco User	48	445.36	490.03
	22444PA0040081	Rating Area 9	Tobacco User/Non-Tobacco User	49	464.69	511.27
	22444PA0040081	Rating Area 9	Tobacco User/Non-Tobacco User	50	486.49	535.24
	22444PA0040081	Rating Area 9	Tobacco User/Non-Tobacco User	51	508.00	558.94
	22444PA0040081	Rating Area 9	Tobacco User/Non-Tobacco User	52	531.70	584.82
	22444PA0040081	Rating Area 9	Tobacco User/Non-Tobacco User	53	555.67	611.24
	22444PA0040081	Rating Area 9	Tobacco User/Non-Tobacco User	54	581.55	639.57
	22444PA0040081	Rating Area 9	Tobacco User/Non-Tobacco User	55	607.43	668.17
	22444PA0040081	Rating Area 9	Tobacco User/Non-Tobacco User	56	635.48	698.95
	22444PA0040081	Rating Area 9	Tobacco User/Non-Tobacco User	57	663.81	730.27
	22444PA0040081	Rating Area 9	Tobacco User/Non-Tobacco User	58	694.05	763.50
	22444PA0040081	Rating Area 9	Tobacco User/Non-Tobacco User	59	709.03	779.85
	22444PA0040081	Rating Area 9	Tobacco User/Non-Tobacco User	60	739.26	813.08
	22444PA0040081	Rating Area 9	Tobacco User/Non-Tobacco User	61	765.41	841.95
	22444PA0040081	Rating Area 9	Tobacco User/Non-Tobacco User	62	782.57	860.75
	22444PA0040081	Rating Area 9	Tobacco User/Non-Tobacco User	63	804.09	884.45
	22444PA0040081	Rating Area 9	Tobacco User/Non-Tobacco User	64 and over	817.17	898.88
	22444PA0040082	Rating Area 6	Tobacco User/Non-Tobacco User	0-14	230.70	230.70
	22444PA0040082	Rating Area 6	Tobacco User/Non-Tobacco User	15	251.21	251.21
	22444PA0040082	Rating Area 6	Tobacco User/Non-Tobacco User	16	259.05	259.05
	22444PA0040082	Rating Area 6	Tobacco User/Non-Tobacco User	17	266.89	266.89
	22444PA0040082	Rating Area 6	Tobacco User/Non-Tobacco User	18	275.34	302.78
	22444PA0040082	Rating Area 6	Tobacco User/Non-Tobacco User	19	283.78	312.13
	22444PA0040082	Rating Area 6	Tobacco User/Non-Tobacco User	20	292.53	321.78
	22444PA0040082	Rating Area 6	Tobacco User/Non-Tobacco User	21	301.58	331.74
	22444PA0040082	Rating Area 6	Tobacco User/Non-Tobacco User	22	301.58	331.74
	22444PA0040082	Rating Area 6	Tobacco User/Non-Tobacco User	23	301.58	331.74
	22444PA0040082	Rating Area 6	Tobacco User/Non-Tobacco User	24	301.58	331.74
	22444PA0040082	Rating Area 6	Tobacco User/Non-Tobacco User	25	302.78	332.94
	22444PA0040082	Rating Area 6	Tobacco User/Non-Tobacco User	26	308.81	339.57
	22444PA0040082	Rating Area 6	Tobacco User/Non-Tobacco User	27	316.05	347.71
	22444PA0040082	Rating Area 6	Tobacco User/Non-Tobacco User	28	327.81	360.68
	22444PA0040082	Rating Area 6	Tobacco User/Non-Tobacco User	29	337.46	371.24
	22444PA0040082	Rating Area 6	Tobacco User/Non-Tobacco User	30	342.29	376.66
	22444PA0040082	Rating Area 6	Tobacco User/Non-Tobacco User	31	349.52	384.51
	22444PA0040082	Rating Area 6	Tobacco User/Non-Tobacco User	32	356.76	392.35
	22444PA0040082	Rating Area 6	Tobacco User/Non-Tobacco User	33	361.28	397.47
	22444PA0040082	Rating Area 6	Tobacco User/Non-Tobacco User	34	366.11	402.60
	22444PA0040082	Rating Area 6	Tobacco User/Non-Tobacco User	35	368.52	405.31
	22444PA0040082	Rating Area 6	Tobacco User/Non-Tobacco User	36	370.93	408.03
	22444PA0040082	Rating Area 6	Tobacco User/Non-Tobacco User	37	373.35	410.74
	22444PA0040082	Rating Area 6	Tobacco User/Non-Tobacco User	38	375.76	413.46
	22444PA0040082	Rating Area 6	Tobacco User/Non-Tobacco User	39	380.59	418.58
	22444PA0040082	Rating Area 6	Tobacco User/Non-Tobacco User	40	385.41	424.01
	22444PA0040082	Rating Area 6	Tobacco User/Non-Tobacco User	41	392.65	431.85
	22444PA0040082	Rating Area 6	Tobacco User/Non-Tobacco User	42	399.58	439.69
	22444PA0040082	Rating Area 6	Tobacco User/Non-Tobacco User	43	409.23	450.25
	22444PA0040082	Rating Area 6	Tobacco User/Non-Tobacco User	44	421.30	463.52
	22444PA0040082	Rating Area 6	Tobacco User/Non-Tobacco User	45	435.47	478.90
	22444PA0040082	Rating Area 6	Tobacco User/Non-Tobacco User	46	452.36	497.60
	22444PA0040082	Rating Area 6	Tobacco User/Non-Tobacco User	47	471.36	518.40
	22444PA0040082	Rating Area 6	Tobacco User/Non-Tobacco User	48	493.07	542.53
	22444PA0040082	Rating Area 6	Tobacco User/Non-Tobacco User	49	514.48	566.05
	22444PA0040082	Rating Area 6	Tobacco User/Non-Tobacco User	50	538.61	592.59
	22444PA0040082	Rating Area 6	Tobacco User/Non-Tobacco User	51	562.43	618.83
	22444PA0040082	Rating Area 6	Tobacco User/Non-Tobacco User	52	588.67	647.48
	22444PA0040082	Rating Area 6	Tobacco User/Non-Tobacco User	53	615.21	676.73
	22444PA0040082	Rating Area 6	Tobacco User/Non-Tobacco User	54	643.86	708.09
	22444PA0040082	Rating Area 6	Tobacco User/Non-Tobacco User	55	672.51	739.76
	22444PA0040082	Rating Area 6	Tobacco User/Non-Tobacco User	56	703.57	773.84
	22444PA0040082	Rating Area 6	Tobacco User/Non-Tobacco User	57	734.93	808.52
	22444PA0040082	Rating Area 6	Tobacco User/Non-Tobacco User	58	768.41	845.31
	22444PA0040082	Rating Area 6	Tobacco User/Non-Tobacco User	59	784.99	863.40

	22444PA0040082	Rating Area 6	Tobacco User/Non-Tobacco User	60	818.47	900.20
	22444PA0040082	Rating Area 6	Tobacco User/Non-Tobacco User	61	847.42	932.16
	22444PA0040082	Rating Area 6	Tobacco User/Non-Tobacco User	62	866.42	952.97
	22444PA0040082	Rating Area 6	Tobacco User/Non-Tobacco User	63	890.24	979.21
	22444PA0040082	Rating Area 6	Tobacco User/Non-Tobacco User	64 and over	904.72	995.19
	22444PA0040083	Rating Area 7	Tobacco User/Non-Tobacco User	0-14	234.52	234.52
	22444PA0040083	Rating Area 7	Tobacco User/Non-Tobacco User	15	255.37	255.37
	22444PA0040083	Rating Area 7	Tobacco User/Non-Tobacco User	16	263.34	263.34
	22444PA0040083	Rating Area 7	Tobacco User/Non-Tobacco User	17	271.31	271.31
	22444PA0040083	Rating Area 7	Tobacco User/Non-Tobacco User	18	279.89	307.79
	22444PA0040083	Rating Area 7	Tobacco User/Non-Tobacco User	19	288.47	317.29
	22444PA0040083	Rating Area 7	Tobacco User/Non-Tobacco User	20	297.36	327.10
	22444PA0040083	Rating Area 7	Tobacco User/Non-Tobacco User	21	306.57	337.22
	22444PA0040083	Rating Area 7	Tobacco User/Non-Tobacco User	22	306.57	337.22
	22444PA0040083	Rating Area 7	Tobacco User/Non-Tobacco User	23	306.57	337.22
	22444PA0040083	Rating Area 7	Tobacco User/Non-Tobacco User	24	306.57	337.22
	22444PA0040083	Rating Area 7	Tobacco User/Non-Tobacco User	25	307.79	338.44
	22444PA0040083	Rating Area 7	Tobacco User/Non-Tobacco User	26	313.92	345.19
	22444PA0040083	Rating Area 7	Tobacco User/Non-Tobacco User	27	321.28	353.47
	22444PA0040083	Rating Area 7	Tobacco User/Non-Tobacco User	28	333.23	366.65
	22444PA0040083	Rating Area 7	Tobacco User/Non-Tobacco User	29	343.04	377.38
	22444PA0040083	Rating Area 7	Tobacco User/Non-Tobacco User	30	347.95	382.90
	22444PA0040083	Rating Area 7	Tobacco User/Non-Tobacco User	31	355.31	390.87
	22444PA0040083	Rating Area 7	Tobacco User/Non-Tobacco User	32	362.66	398.84
	22444PA0040083	Rating Area 7	Tobacco User/Non-Tobacco User	33	367.26	404.05
	22444PA0040083	Rating Area 7	Tobacco User/Non-Tobacco User	34	372.17	409.26
	22444PA0040083	Rating Area 7	Tobacco User/Non-Tobacco User	35	374.62	412.02
	22444PA0040083	Rating Area 7	Tobacco User/Non-Tobacco User	36	377.07	414.78
	22444PA0040083	Rating Area 7	Tobacco User/Non-Tobacco User	37	379.52	417.54
	22444PA0040083	Rating Area 7	Tobacco User/Non-Tobacco User	38	381.98	420.30
	22444PA0040083	Rating Area 7	Tobacco User/Non-Tobacco User	39	386.88	425.51
	22444PA0040083	Rating Area 7	Tobacco User/Non-Tobacco User	40	391.79	431.03
	22444PA0040083	Rating Area 7	Tobacco User/Non-Tobacco User	41	399.14	439.00
	22444PA0040083	Rating Area 7	Tobacco User/Non-Tobacco User	42	406.19	446.97
	22444PA0040083	Rating Area 7	Tobacco User/Non-Tobacco User	43	416.00	457.70
	22444PA0040083	Rating Area 7	Tobacco User/Non-Tobacco User	44	428.27	471.19
	22444PA0040083	Rating Area 7	Tobacco User/Non-Tobacco User	45	442.68	486.82
	22444PA0040083	Rating Area 7	Tobacco User/Non-Tobacco User	46	459.84	505.83
	22444PA0040083	Rating Area 7	Tobacco User/Non-Tobacco User	47	479.16	526.98
	22444PA0040083	Rating Area 7	Tobacco User/Non-Tobacco User	48	501.23	551.50
	22444PA0040083	Rating Area 7	Tobacco User/Non-Tobacco User	49	522.99	575.42
	22444PA0040083	Rating Area 7	Tobacco User/Non-Tobacco User	50	547.52	602.39
	22444PA0040083	Rating Area 7	Tobacco User/Non-Tobacco User	51	571.74	629.06
	22444PA0040083	Rating Area 7	Tobacco User/Non-Tobacco User	52	598.41	658.19
	22444PA0040083	Rating Area 7	Tobacco User/Non-Tobacco User	53	625.39	687.92
	22444PA0040083	Rating Area 7	Tobacco User/Non-Tobacco User	54	654.51	719.81
	22444PA0040083	Rating Area 7	Tobacco User/Non-Tobacco User	55	683.63	752.00
	22444PA0040083	Rating Area 7	Tobacco User/Non-Tobacco User	56	715.21	786.64
	22444PA0040083	Rating Area 7	Tobacco User/Non-Tobacco User	57	747.09	821.89
	22444PA0040083	Rating Area 7	Tobacco User/Non-Tobacco User	58	781.12	859.29
	22444PA0040083	Rating Area 7	Tobacco User/Non-Tobacco User	59	797.98	877.69
	22444PA0040083	Rating Area 7	Tobacco User/Non-Tobacco User	60	832.01	915.09
	22444PA0040083	Rating Area 7	Tobacco User/Non-Tobacco User	61	861.44	947.58
	22444PA0040083	Rating Area 7	Tobacco User/Non-Tobacco User	62	880.75	968.74
	22444PA0040083	Rating Area 7	Tobacco User/Non-Tobacco User	63	904.97	995.41
	22444PA0040083	Rating Area 7	Tobacco User/Non-Tobacco User	64 and over	919.69	1011.65
	22444PA0040084	Rating Area 9	Tobacco User/Non-Tobacco User	0-14	208.38	208.38
	22444PA0040084	Rating Area 9	Tobacco User/Non-Tobacco User	15	226.90	226.90
	22444PA0040084	Rating Area 9	Tobacco User/Non-Tobacco User	16	233.98	233.98
	22444PA0040084	Rating Area 9	Tobacco User/Non-Tobacco User	17	241.06	241.06
	22444PA0040084	Rating Area 9	Tobacco User/Non-Tobacco User	18	248.69	273.48
	22444PA0040084	Rating Area 9	Tobacco User/Non-Tobacco User	19	256.32	281.92
	22444PA0040084	Rating Area 9	Tobacco User/Non-Tobacco User	20	264.22	290.64
	22444PA0040084	Rating Area 9	Tobacco User/Non-Tobacco User	21	272.39	299.63

	22444PA0040084	Rating Area 9	Tobacco User/Non-Tobacco User	22	272.39	299.63
	22444PA0040084	Rating Area 9	Tobacco User/Non-Tobacco User	23	272.39	299.63
	22444PA0040084	Rating Area 9	Tobacco User/Non-Tobacco User	24	272.39	299.63
	22444PA0040084	Rating Area 9	Tobacco User/Non-Tobacco User	25	273.48	300.72
	22444PA0040084	Rating Area 9	Tobacco User/Non-Tobacco User	26	278.93	306.71
	22444PA0040084	Rating Area 9	Tobacco User/Non-Tobacco User	27	285.46	314.06
	22444PA0040084	Rating Area 9	Tobacco User/Non-Tobacco User	28	296.09	325.78
	22444PA0040084	Rating Area 9	Tobacco User/Non-Tobacco User	29	304.80	335.31
	22444PA0040084	Rating Area 9	Tobacco User/Non-Tobacco User	30	309.16	340.21
	22444PA0040084	Rating Area 9	Tobacco User/Non-Tobacco User	31	315.70	347.30
	22444PA0040084	Rating Area 9	Tobacco User/Non-Tobacco User	32	322.24	354.38
	22444PA0040084	Rating Area 9	Tobacco User/Non-Tobacco User	33	326.32	359.01
	22444PA0040084	Rating Area 9	Tobacco User/Non-Tobacco User	34	330.68	363.64
	22444PA0040084	Rating Area 9	Tobacco User/Non-Tobacco User	35	332.86	366.09
	22444PA0040084	Rating Area 9	Tobacco User/Non-Tobacco User	36	335.04	368.54
	22444PA0040084	Rating Area 9	Tobacco User/Non-Tobacco User	37	337.22	370.99
	22444PA0040084	Rating Area 9	Tobacco User/Non-Tobacco User	38	339.40	373.44
	22444PA0040084	Rating Area 9	Tobacco User/Non-Tobacco User	39	343.75	378.08
	22444PA0040084	Rating Area 9	Tobacco User/Non-Tobacco User	40	348.11	382.98
	22444PA0040084	Rating Area 9	Tobacco User/Non-Tobacco User	41	354.65	390.06
	22444PA0040084	Rating Area 9	Tobacco User/Non-Tobacco User	42	360.91	397.14
	22444PA0040084	Rating Area 9	Tobacco User/Non-Tobacco User	43	369.63	406.68
	22444PA0040084	Rating Area 9	Tobacco User/Non-Tobacco User	44	380.53	418.66
	22444PA0040084	Rating Area 9	Tobacco User/Non-Tobacco User	45	393.33	432.55
	22444PA0040084	Rating Area 9	Tobacco User/Non-Tobacco User	46	408.58	449.44
	22444PA0040084	Rating Area 9	Tobacco User/Non-Tobacco User	47	425.74	468.24
	22444PA0040084	Rating Area 9	Tobacco User/Non-Tobacco User	48	445.36	490.03
	22444PA0040084	Rating Area 9	Tobacco User/Non-Tobacco User	49	464.69	511.27
	22444PA0040084	Rating Area 9	Tobacco User/Non-Tobacco User	50	486.49	535.24
	22444PA0040084	Rating Area 9	Tobacco User/Non-Tobacco User	51	508.00	558.94
	22444PA0040084	Rating Area 9	Tobacco User/Non-Tobacco User	52	531.70	584.82
	22444PA0040084	Rating Area 9	Tobacco User/Non-Tobacco User	53	555.67	611.24
	22444PA0040084	Rating Area 9	Tobacco User/Non-Tobacco User	54	581.55	639.57
	22444PA0040084	Rating Area 9	Tobacco User/Non-Tobacco User	55	607.43	668.17
	22444PA0040084	Rating Area 9	Tobacco User/Non-Tobacco User	56	635.48	698.95
	22444PA0040084	Rating Area 9	Tobacco User/Non-Tobacco User	57	663.81	730.27
	22444PA0040084	Rating Area 9	Tobacco User/Non-Tobacco User	58	694.05	763.50
	22444PA0040084	Rating Area 9	Tobacco User/Non-Tobacco User	59	709.03	779.85
	22444PA0040084	Rating Area 9	Tobacco User/Non-Tobacco User	60	739.26	813.08
	22444PA0040084	Rating Area 9	Tobacco User/Non-Tobacco User	61	765.41	841.95
	22444PA0040084	Rating Area 9	Tobacco User/Non-Tobacco User	62	782.57	860.75
	22444PA0040084	Rating Area 9	Tobacco User/Non-Tobacco User	63	804.09	884.45
	22444PA0040084	Rating Area 9	Tobacco User/Non-Tobacco User	64 and over	817.17	898.88
	22444PA0040085	Rating Area 5	Tobacco User/Non-Tobacco User	0-14	183.76	183.76
	22444PA0040085	Rating Area 5	Tobacco User/Non-Tobacco User	15	200.10	200.10
	22444PA0040085	Rating Area 5	Tobacco User/Non-Tobacco User	16	206.34	206.34
	22444PA0040085	Rating Area 5	Tobacco User/Non-Tobacco User	17	212.59	212.59
	22444PA0040085	Rating Area 5	Tobacco User/Non-Tobacco User	18	219.31	241.17
	22444PA0040085	Rating Area 5	Tobacco User/Non-Tobacco User	19	226.04	248.62
	22444PA0040085	Rating Area 5	Tobacco User/Non-Tobacco User	20	233.00	256.30
	22444PA0040085	Rating Area 5	Tobacco User/Non-Tobacco User	21	240.22	264.24
	22444PA0040085	Rating Area 5	Tobacco User/Non-Tobacco User	22	240.22	264.24
	22444PA0040085	Rating Area 5	Tobacco User/Non-Tobacco User	23	240.22	264.24
	22444PA0040085	Rating Area 5	Tobacco User/Non-Tobacco User	24	240.22	264.24
	22444PA0040085	Rating Area 5	Tobacco User/Non-Tobacco User	25	241.17	265.19
	22444PA0040085	Rating Area 5	Tobacco User/Non-Tobacco User	26	245.98	270.48
	22444PA0040085	Rating Area 5	Tobacco User/Non-Tobacco User	27	251.74	276.96
	22444PA0040085	Rating Area 5	Tobacco User/Non-Tobacco User	28	261.11	287.29
	22444PA0040085	Rating Area 5	Tobacco User/Non-Tobacco User	29	268.80	295.70
	22444PA0040085	Rating Area 5	Tobacco User/Non-Tobacco User	30	272.64	300.02
	22444PA0040085	Rating Area 5	Tobacco User/Non-Tobacco User	31	278.40	306.27
	22444PA0040085	Rating Area 5	Tobacco User/Non-Tobacco User	32	284.17	312.51
	22444PA0040085	Rating Area 5	Tobacco User/Non-Tobacco User	33	287.77	316.60
	22444PA0040085	Rating Area 5	Tobacco User/Non-Tobacco User	34	291.62	320.68

	22444PA0040085	Rating Area 5	Tobacco User/Non-Tobacco User	35	293.54	322.84
	22444PA0040085	Rating Area 5	Tobacco User/Non-Tobacco User	36	295.46	325.01
	22444PA0040085	Rating Area 5	Tobacco User/Non-Tobacco User	37	297.38	327.17
	22444PA0040085	Rating Area 5	Tobacco User/Non-Tobacco User	38	299.30	329.33
	22444PA0040085	Rating Area 5	Tobacco User/Non-Tobacco User	39	303.15	333.41
	22444PA0040085	Rating Area 5	Tobacco User/Non-Tobacco User	40	306.99	337.74
	22444PA0040085	Rating Area 5	Tobacco User/Non-Tobacco User	41	312.75	343.98
	22444PA0040085	Rating Area 5	Tobacco User/Non-Tobacco User	42	318.28	350.23
	22444PA0040085	Rating Area 5	Tobacco User/Non-Tobacco User	43	325.97	358.63
	22444PA0040085	Rating Area 5	Tobacco User/Non-Tobacco User	44	335.57	369.20
	22444PA0040085	Rating Area 5	Tobacco User/Non-Tobacco User	45	346.86	381.45
	22444PA0040085	Rating Area 5	Tobacco User/Non-Tobacco User	46	360.32	396.35
	22444PA0040085	Rating Area 5	Tobacco User/Non-Tobacco User	47	375.45	412.92
	22444PA0040085	Rating Area 5	Tobacco User/Non-Tobacco User	48	392.74	432.14
	22444PA0040085	Rating Area 5	Tobacco User/Non-Tobacco User	49	409.80	450.88
	22444PA0040085	Rating Area 5	Tobacco User/Non-Tobacco User	50	429.02	472.01
	22444PA0040085	Rating Area 5	Tobacco User/Non-Tobacco User	51	447.99	492.91
	22444PA0040085	Rating Area 5	Tobacco User/Non-Tobacco User	52	468.89	515.73
	22444PA0040085	Rating Area 5	Tobacco User/Non-Tobacco User	53	490.03	539.03
	22444PA0040085	Rating Area 5	Tobacco User/Non-Tobacco User	54	512.85	564.01
	22444PA0040085	Rating Area 5	Tobacco User/Non-Tobacco User	55	535.67	589.24
	22444PA0040085	Rating Area 5	Tobacco User/Non-Tobacco User	56	560.41	616.38
	22444PA0040085	Rating Area 5	Tobacco User/Non-Tobacco User	57	585.39	644.00
	22444PA0040085	Rating Area 5	Tobacco User/Non-Tobacco User	58	612.06	673.31
	22444PA0040085	Rating Area 5	Tobacco User/Non-Tobacco User	59	625.27	687.72
	22444PA0040085	Rating Area 5	Tobacco User/Non-Tobacco User	60	651.93	717.03
	22444PA0040085	Rating Area 5	Tobacco User/Non-Tobacco User	61	674.99	742.49
	22444PA0040085	Rating Area 5	Tobacco User/Non-Tobacco User	62	690.13	759.07
	22444PA0040085	Rating Area 5	Tobacco User/Non-Tobacco User	63	709.10	779.96
	22444PA0040085	Rating Area 5	Tobacco User/Non-Tobacco User	64 and over	720.63	792.70
	22444PA0040086	Rating Area 2	Tobacco User/Non-Tobacco User	0-14	179.56	179.56
	22444PA0040086	Rating Area 2	Tobacco User/Non-Tobacco User	15	195.52	195.52
	22444PA0040086	Rating Area 2	Tobacco User/Non-Tobacco User	16	201.63	201.63
	22444PA0040086	Rating Area 2	Tobacco User/Non-Tobacco User	17	207.73	207.73
	22444PA0040086	Rating Area 2	Tobacco User/Non-Tobacco User	18	214.30	235.66
	22444PA0040086	Rating Area 2	Tobacco User/Non-Tobacco User	19	220.87	242.94
	22444PA0040086	Rating Area 2	Tobacco User/Non-Tobacco User	20	227.68	250.45
	22444PA0040086	Rating Area 2	Tobacco User/Non-Tobacco User	21	234.73	258.20
	22444PA0040086	Rating Area 2	Tobacco User/Non-Tobacco User	22	234.73	258.20
	22444PA0040086	Rating Area 2	Tobacco User/Non-Tobacco User	23	234.73	258.20
	22444PA0040086	Rating Area 2	Tobacco User/Non-Tobacco User	24	234.73	258.20
	22444PA0040086	Rating Area 2	Tobacco User/Non-Tobacco User	25	235.66	259.13
	22444PA0040086	Rating Area 2	Tobacco User/Non-Tobacco User	26	240.36	264.30
	22444PA0040086	Rating Area 2	Tobacco User/Non-Tobacco User	27	245.99	270.64
	22444PA0040086	Rating Area 2	Tobacco User/Non-Tobacco User	28	255.14	280.73
	22444PA0040086	Rating Area 2	Tobacco User/Non-Tobacco User	29	262.66	288.94
	22444PA0040086	Rating Area 2	Tobacco User/Non-Tobacco User	30	266.41	293.17
	22444PA0040086	Rating Area 2	Tobacco User/Non-Tobacco User	31	272.04	299.27
	22444PA0040086	Rating Area 2	Tobacco User/Non-Tobacco User	32	277.68	305.37
	22444PA0040086	Rating Area 2	Tobacco User/Non-Tobacco User	33	281.20	309.36
	22444PA0040086	Rating Area 2	Tobacco User/Non-Tobacco User	34	284.95	313.36
	22444PA0040086	Rating Area 2	Tobacco User/Non-Tobacco User	35	286.83	315.47
	22444PA0040086	Rating Area 2	Tobacco User/Non-Tobacco User	36	288.71	317.58
	22444PA0040086	Rating Area 2	Tobacco User/Non-Tobacco User	37	290.59	319.69
	22444PA0040086	Rating Area 2	Tobacco User/Non-Tobacco User	38	292.46	321.81
	22444PA0040086	Rating Area 2	Tobacco User/Non-Tobacco User	39	296.22	325.80
	22444PA0040086	Rating Area 2	Tobacco User/Non-Tobacco User	40	299.98	330.02
	22444PA0040086	Rating Area 2	Tobacco User/Non-Tobacco User	41	305.61	336.12
	22444PA0040086	Rating Area 2	Tobacco User/Non-Tobacco User	42	311.01	342.23
	22444PA0040086	Rating Area 2	Tobacco User/Non-Tobacco User	43	318.52	350.44
	22444PA0040086	Rating Area 2	Tobacco User/Non-Tobacco User	44	327.91	360.77
	22444PA0040086	Rating Area 2	Tobacco User/Non-Tobacco User	45	338.94	372.74
	22444PA0040086	Rating Area 2	Tobacco User/Non-Tobacco User	46	352.08	387.29
	22444PA0040086	Rating Area 2	Tobacco User/Non-Tobacco User	47	366.87	403.49

	22444PA0040086	Rating Area 2	Tobacco User/Non-Tobacco User	48	383.77	422.27
	22444PA0040086	Rating Area 2	Tobacco User/Non-Tobacco User	49	400.44	440.58
	22444PA0040086	Rating Area 2	Tobacco User/Non-Tobacco User	50	419.22	461.23
	22444PA0040086	Rating Area 2	Tobacco User/Non-Tobacco User	51	437.76	481.65
	22444PA0040086	Rating Area 2	Tobacco User/Non-Tobacco User	52	458.18	503.95
	22444PA0040086	Rating Area 2	Tobacco User/Non-Tobacco User	53	478.84	526.72
	22444PA0040086	Rating Area 2	Tobacco User/Non-Tobacco User	54	501.13	551.13
	22444PA0040086	Rating Area 2	Tobacco User/Non-Tobacco User	55	523.43	575.78
	22444PA0040086	Rating Area 2	Tobacco User/Non-Tobacco User	56	547.61	602.30
	22444PA0040086	Rating Area 2	Tobacco User/Non-Tobacco User	57	572.02	629.29
	22444PA0040086	Rating Area 2	Tobacco User/Non-Tobacco User	58	598.07	657.93
	22444PA0040086	Rating Area 2	Tobacco User/Non-Tobacco User	59	610.98	672.01
	22444PA0040086	Rating Area 2	Tobacco User/Non-Tobacco User	60	637.04	700.65
	22444PA0040086	Rating Area 2	Tobacco User/Non-Tobacco User	61	659.57	725.53
	22444PA0040086	Rating Area 2	Tobacco User/Non-Tobacco User	62	674.36	741.72
	22444PA0040086	Rating Area 2	Tobacco User/Non-Tobacco User	63	692.90	762.15
	22444PA0040086	Rating Area 2	Tobacco User/Non-Tobacco User	64 and over	704.17	774.59
	22444PA0040087	Rating Area 3	Tobacco User/Non-Tobacco User	0-14	176.89	176.89
	22444PA0040087	Rating Area 3	Tobacco User/Non-Tobacco User	15	192.62	192.62
	22444PA0040087	Rating Area 3	Tobacco User/Non-Tobacco User	16	198.63	198.63
	22444PA0040087	Rating Area 3	Tobacco User/Non-Tobacco User	17	204.64	204.64
	22444PA0040087	Rating Area 3	Tobacco User/Non-Tobacco User	18	211.11	232.16
	22444PA0040087	Rating Area 3	Tobacco User/Non-Tobacco User	19	217.59	239.32
	22444PA0040087	Rating Area 3	Tobacco User/Non-Tobacco User	20	224.29	246.72
	22444PA0040087	Rating Area 3	Tobacco User/Non-Tobacco User	21	231.24	254.36
	22444PA0040087	Rating Area 3	Tobacco User/Non-Tobacco User	22	231.24	254.36
	22444PA0040087	Rating Area 3	Tobacco User/Non-Tobacco User	23	231.24	254.36
	22444PA0040087	Rating Area 3	Tobacco User/Non-Tobacco User	24	231.24	254.36
	22444PA0040087	Rating Area 3	Tobacco User/Non-Tobacco User	25	232.16	255.28
	22444PA0040087	Rating Area 3	Tobacco User/Non-Tobacco User	26	236.78	260.37
	22444PA0040087	Rating Area 3	Tobacco User/Non-Tobacco User	27	242.33	266.61
	22444PA0040087	Rating Area 3	Tobacco User/Non-Tobacco User	28	251.35	276.55
	22444PA0040087	Rating Area 3	Tobacco User/Non-Tobacco User	29	258.75	284.65
	22444PA0040087	Rating Area 3	Tobacco User/Non-Tobacco User	30	262.45	288.81
	22444PA0040087	Rating Area 3	Tobacco User/Non-Tobacco User	31	268.00	294.82
	22444PA0040087	Rating Area 3	Tobacco User/Non-Tobacco User	32	273.55	300.83
	22444PA0040087	Rating Area 3	Tobacco User/Non-Tobacco User	33	277.01	304.76
	22444PA0040087	Rating Area 3	Tobacco User/Non-Tobacco User	34	280.71	308.69
	22444PA0040087	Rating Area 3	Tobacco User/Non-Tobacco User	35	282.56	310.77
	22444PA0040087	Rating Area 3	Tobacco User/Non-Tobacco User	36	284.41	312.86
	22444PA0040087	Rating Area 3	Tobacco User/Non-Tobacco User	37	286.26	314.94
	22444PA0040087	Rating Area 3	Tobacco User/Non-Tobacco User	38	288.11	317.02
	22444PA0040087	Rating Area 3	Tobacco User/Non-Tobacco User	39	291.81	320.95
	22444PA0040087	Rating Area 3	Tobacco User/Non-Tobacco User	40	295.51	325.11
	22444PA0040087	Rating Area 3	Tobacco User/Non-Tobacco User	41	301.06	331.12
	22444PA0040087	Rating Area 3	Tobacco User/Non-Tobacco User	42	306.38	337.13
	22444PA0040087	Rating Area 3	Tobacco User/Non-Tobacco User	43	313.78	345.23
	22444PA0040087	Rating Area 3	Tobacco User/Non-Tobacco User	44	323.03	355.40
	22444PA0040087	Rating Area 3	Tobacco User/Non-Tobacco User	45	333.90	367.19
	22444PA0040087	Rating Area 3	Tobacco User/Non-Tobacco User	46	346.85	381.53
	22444PA0040087	Rating Area 3	Tobacco User/Non-Tobacco User	47	361.41	397.49
	22444PA0040087	Rating Area 3	Tobacco User/Non-Tobacco User	48	378.06	415.98
	22444PA0040087	Rating Area 3	Tobacco User/Non-Tobacco User	49	394.48	434.02
	22444PA0040087	Rating Area 3	Tobacco User/Non-Tobacco User	50	412.98	454.37
	22444PA0040087	Rating Area 3	Tobacco User/Non-Tobacco User	51	431.25	474.49
	22444PA0040087	Rating Area 3	Tobacco User/Non-Tobacco User	52	451.36	496.45
	22444PA0040087	Rating Area 3	Tobacco User/Non-Tobacco User	53	471.71	518.88
	22444PA0040087	Rating Area 3	Tobacco User/Non-Tobacco User	54	493.68	542.93
	22444PA0040087	Rating Area 3	Tobacco User/Non-Tobacco User	55	515.64	567.21
	22444PA0040087	Rating Area 3	Tobacco User/Non-Tobacco User	56	539.46	593.34
	22444PA0040087	Rating Area 3	Tobacco User/Non-Tobacco User	57	563.51	619.93
	22444PA0040087	Rating Area 3	Tobacco User/Non-Tobacco User	58	589.18	648.14
	22444PA0040087	Rating Area 3	Tobacco User/Non-Tobacco User	59	601.89	662.01
	22444PA0040087	Rating Area 3	Tobacco User/Non-Tobacco User	60	627.56	690.22

	22444PA0040087	Rating Area 3	Tobacco User/Non-Tobacco User	61	649.76	714.73
	22444PA0040087	Rating Area 3	Tobacco User/Non-Tobacco User	62	664.33	730.69
	22444PA0040087	Rating Area 3	Tobacco User/Non-Tobacco User	63	682.59	750.81
	22444PA0040087	Rating Area 3	Tobacco User/Non-Tobacco User	64 and over	693.69	763.06
	22444PA0040088	Rating Area 6	Tobacco User/Non-Tobacco User	0-14	230.70	230.70
	22444PA0040088	Rating Area 6	Tobacco User/Non-Tobacco User	15	251.21	251.21
	22444PA0040088	Rating Area 6	Tobacco User/Non-Tobacco User	16	259.05	259.05
	22444PA0040088	Rating Area 6	Tobacco User/Non-Tobacco User	17	266.89	266.89
	22444PA0040088	Rating Area 6	Tobacco User/Non-Tobacco User	18	275.34	302.78
	22444PA0040088	Rating Area 6	Tobacco User/Non-Tobacco User	19	283.78	312.13
	22444PA0040088	Rating Area 6	Tobacco User/Non-Tobacco User	20	292.53	321.78
	22444PA0040088	Rating Area 6	Tobacco User/Non-Tobacco User	21	301.58	331.74
	22444PA0040088	Rating Area 6	Tobacco User/Non-Tobacco User	22	301.58	331.74
	22444PA0040088	Rating Area 6	Tobacco User/Non-Tobacco User	23	301.58	331.74
	22444PA0040088	Rating Area 6	Tobacco User/Non-Tobacco User	24	301.58	331.74
	22444PA0040088	Rating Area 6	Tobacco User/Non-Tobacco User	25	302.78	332.94
	22444PA0040088	Rating Area 6	Tobacco User/Non-Tobacco User	26	308.81	339.57
	22444PA0040088	Rating Area 6	Tobacco User/Non-Tobacco User	27	316.05	347.71
	22444PA0040088	Rating Area 6	Tobacco User/Non-Tobacco User	28	327.81	360.68
	22444PA0040088	Rating Area 6	Tobacco User/Non-Tobacco User	29	337.46	371.24
	22444PA0040088	Rating Area 6	Tobacco User/Non-Tobacco User	30	342.29	376.66
	22444PA0040088	Rating Area 6	Tobacco User/Non-Tobacco User	31	349.52	384.51
	22444PA0040088	Rating Area 6	Tobacco User/Non-Tobacco User	32	356.76	392.35
	22444PA0040088	Rating Area 6	Tobacco User/Non-Tobacco User	33	361.28	397.47
	22444PA0040088	Rating Area 6	Tobacco User/Non-Tobacco User	34	366.11	402.60
	22444PA0040088	Rating Area 6	Tobacco User/Non-Tobacco User	35	368.52	405.31
	22444PA0040088	Rating Area 6	Tobacco User/Non-Tobacco User	36	370.93	408.03
	22444PA0040088	Rating Area 6	Tobacco User/Non-Tobacco User	37	373.35	410.74
	22444PA0040088	Rating Area 6	Tobacco User/Non-Tobacco User	38	375.76	413.46
	22444PA0040088	Rating Area 6	Tobacco User/Non-Tobacco User	39	380.59	418.58
	22444PA0040088	Rating Area 6	Tobacco User/Non-Tobacco User	40	385.41	424.01
	22444PA0040088	Rating Area 6	Tobacco User/Non-Tobacco User	41	392.65	431.85
	22444PA0040088	Rating Area 6	Tobacco User/Non-Tobacco User	42	399.58	439.69
	22444PA0040088	Rating Area 6	Tobacco User/Non-Tobacco User	43	409.23	450.25
	22444PA0040088	Rating Area 6	Tobacco User/Non-Tobacco User	44	421.30	463.52
	22444PA0040088	Rating Area 6	Tobacco User/Non-Tobacco User	45	435.47	478.90
	22444PA0040088	Rating Area 6	Tobacco User/Non-Tobacco User	46	452.36	497.60
	22444PA0040088	Rating Area 6	Tobacco User/Non-Tobacco User	47	471.36	518.40
	22444PA0040088	Rating Area 6	Tobacco User/Non-Tobacco User	48	493.07	542.53
	22444PA0040088	Rating Area 6	Tobacco User/Non-Tobacco User	49	514.48	566.05
	22444PA0040088	Rating Area 6	Tobacco User/Non-Tobacco User	50	538.61	592.59
	22444PA0040088	Rating Area 6	Tobacco User/Non-Tobacco User	51	562.43	618.83
	22444PA0040088	Rating Area 6	Tobacco User/Non-Tobacco User	52	588.67	647.48
	22444PA0040088	Rating Area 6	Tobacco User/Non-Tobacco User	53	615.21	676.73
	22444PA0040088	Rating Area 6	Tobacco User/Non-Tobacco User	54	643.86	708.09
	22444PA0040088	Rating Area 6	Tobacco User/Non-Tobacco User	55	672.51	739.76
	22444PA0040088	Rating Area 6	Tobacco User/Non-Tobacco User	56	703.57	773.84
	22444PA0040088	Rating Area 6	Tobacco User/Non-Tobacco User	57	734.93	808.52
	22444PA0040088	Rating Area 6	Tobacco User/Non-Tobacco User	58	768.41	845.31
	22444PA0040088	Rating Area 6	Tobacco User/Non-Tobacco User	59	784.99	863.40
	22444PA0040088	Rating Area 6	Tobacco User/Non-Tobacco User	60	818.47	900.20
	22444PA0040088	Rating Area 6	Tobacco User/Non-Tobacco User	61	847.42	932.16
	22444PA0040088	Rating Area 6	Tobacco User/Non-Tobacco User	62	866.42	952.97
	22444PA0040088	Rating Area 6	Tobacco User/Non-Tobacco User	63	890.24	979.21
	22444PA0040088	Rating Area 6	Tobacco User/Non-Tobacco User	64 and over	904.72	995.19
	22444PA0040089	Rating Area 3	Tobacco User/Non-Tobacco User	0-14	176.89	176.89
	22444PA0040089	Rating Area 3	Tobacco User/Non-Tobacco User	15	192.62	192.62
	22444PA0040089	Rating Area 3	Tobacco User/Non-Tobacco User	16	198.63	198.63
	22444PA0040089	Rating Area 3	Tobacco User/Non-Tobacco User	17	204.64	204.64
	22444PA0040089	Rating Area 3	Tobacco User/Non-Tobacco User	18	211.11	232.16
	22444PA0040089	Rating Area 3	Tobacco User/Non-Tobacco User	19	217.59	239.32
	22444PA0040089	Rating Area 3	Tobacco User/Non-Tobacco User	20	224.29	246.72
	22444PA0040089	Rating Area 3	Tobacco User/Non-Tobacco User	21	231.24	254.36
	22444PA0040089	Rating Area 3	Tobacco User/Non-Tobacco User	22	231.24	254.36

	22444PA0040089	Rating Area 3	Tobacco User/Non-Tobacco User	23	231.24	254.36
	22444PA0040089	Rating Area 3	Tobacco User/Non-Tobacco User	24	231.24	254.36
	22444PA0040089	Rating Area 3	Tobacco User/Non-Tobacco User	25	232.16	255.28
	22444PA0040089	Rating Area 3	Tobacco User/Non-Tobacco User	26	236.78	260.37
	22444PA0040089	Rating Area 3	Tobacco User/Non-Tobacco User	27	242.33	266.61
	22444PA0040089	Rating Area 3	Tobacco User/Non-Tobacco User	28	251.35	276.55
	22444PA0040089	Rating Area 3	Tobacco User/Non-Tobacco User	29	258.75	284.65
	22444PA0040089	Rating Area 3	Tobacco User/Non-Tobacco User	30	262.45	288.81
	22444PA0040089	Rating Area 3	Tobacco User/Non-Tobacco User	31	268.00	294.82
	22444PA0040089	Rating Area 3	Tobacco User/Non-Tobacco User	32	273.55	300.83
	22444PA0040089	Rating Area 3	Tobacco User/Non-Tobacco User	33	277.01	304.76
	22444PA0040089	Rating Area 3	Tobacco User/Non-Tobacco User	34	280.71	308.69
	22444PA0040089	Rating Area 3	Tobacco User/Non-Tobacco User	35	282.56	310.77
	22444PA0040089	Rating Area 3	Tobacco User/Non-Tobacco User	36	284.41	312.86
	22444PA0040089	Rating Area 3	Tobacco User/Non-Tobacco User	37	286.26	314.94
	22444PA0040089	Rating Area 3	Tobacco User/Non-Tobacco User	38	288.11	317.02
	22444PA0040089	Rating Area 3	Tobacco User/Non-Tobacco User	39	291.81	320.95
	22444PA0040089	Rating Area 3	Tobacco User/Non-Tobacco User	40	295.51	325.11
	22444PA0040089	Rating Area 3	Tobacco User/Non-Tobacco User	41	301.06	331.12
	22444PA0040089	Rating Area 3	Tobacco User/Non-Tobacco User	42	306.38	337.13
	22444PA0040089	Rating Area 3	Tobacco User/Non-Tobacco User	43	313.78	345.23
	22444PA0040089	Rating Area 3	Tobacco User/Non-Tobacco User	44	323.03	355.40
	22444PA0040089	Rating Area 3	Tobacco User/Non-Tobacco User	45	333.90	367.19
	22444PA0040089	Rating Area 3	Tobacco User/Non-Tobacco User	46	346.85	381.53
	22444PA0040089	Rating Area 3	Tobacco User/Non-Tobacco User	47	361.41	397.49
	22444PA0040089	Rating Area 3	Tobacco User/Non-Tobacco User	48	378.06	415.98
	22444PA0040089	Rating Area 3	Tobacco User/Non-Tobacco User	49	394.48	434.02
	22444PA0040089	Rating Area 3	Tobacco User/Non-Tobacco User	50	412.98	454.37
	22444PA0040089	Rating Area 3	Tobacco User/Non-Tobacco User	51	431.25	474.49
	22444PA0040089	Rating Area 3	Tobacco User/Non-Tobacco User	52	451.36	496.45
	22444PA0040089	Rating Area 3	Tobacco User/Non-Tobacco User	53	471.71	518.88
	22444PA0040089	Rating Area 3	Tobacco User/Non-Tobacco User	54	493.68	542.93
	22444PA0040089	Rating Area 3	Tobacco User/Non-Tobacco User	55	515.64	567.21
	22444PA0040089	Rating Area 3	Tobacco User/Non-Tobacco User	56	539.46	593.34
	22444PA0040089	Rating Area 3	Tobacco User/Non-Tobacco User	57	563.51	619.93
	22444PA0040089	Rating Area 3	Tobacco User/Non-Tobacco User	58	589.18	648.14
	22444PA0040089	Rating Area 3	Tobacco User/Non-Tobacco User	59	601.89	662.01
	22444PA0040089	Rating Area 3	Tobacco User/Non-Tobacco User	60	627.56	690.22
	22444PA0040089	Rating Area 3	Tobacco User/Non-Tobacco User	61	649.76	714.73
	22444PA0040089	Rating Area 3	Tobacco User/Non-Tobacco User	62	664.33	730.69
	22444PA0040089	Rating Area 3	Tobacco User/Non-Tobacco User	63	682.59	750.81
	22444PA0040089	Rating Area 3	Tobacco User/Non-Tobacco User	64 and over	693.69	763.06
	22444PA0040090	Rating Area 6	Tobacco User/Non-Tobacco User	0-14	230.70	230.70
	22444PA0040090	Rating Area 6	Tobacco User/Non-Tobacco User	15	251.21	251.21
	22444PA0040090	Rating Area 6	Tobacco User/Non-Tobacco User	16	259.05	259.05
	22444PA0040090	Rating Area 6	Tobacco User/Non-Tobacco User	17	266.89	266.89
	22444PA0040090	Rating Area 6	Tobacco User/Non-Tobacco User	18	275.34	302.78
	22444PA0040090	Rating Area 6	Tobacco User/Non-Tobacco User	19	283.78	312.13
	22444PA0040090	Rating Area 6	Tobacco User/Non-Tobacco User	20	292.53	321.78
	22444PA0040090	Rating Area 6	Tobacco User/Non-Tobacco User	21	301.58	331.74
	22444PA0040090	Rating Area 6	Tobacco User/Non-Tobacco User	22	301.58	331.74
	22444PA0040090	Rating Area 6	Tobacco User/Non-Tobacco User	23	301.58	331.74
	22444PA0040090	Rating Area 6	Tobacco User/Non-Tobacco User	24	301.58	331.74
	22444PA0040090	Rating Area 6	Tobacco User/Non-Tobacco User	25	302.78	332.94
	22444PA0040090	Rating Area 6	Tobacco User/Non-Tobacco User	26	308.81	339.57
	22444PA0040090	Rating Area 6	Tobacco User/Non-Tobacco User	27	316.05	347.71
	22444PA0040090	Rating Area 6	Tobacco User/Non-Tobacco User	28	327.81	360.68
	22444PA0040090	Rating Area 6	Tobacco User/Non-Tobacco User	29	337.46	371.24
	22444PA0040090	Rating Area 6	Tobacco User/Non-Tobacco User	30	342.29	376.66
	22444PA0040090	Rating Area 6	Tobacco User/Non-Tobacco User	31	349.52	384.51
	22444PA0040090	Rating Area 6	Tobacco User/Non-Tobacco User	32	356.76	392.35
	22444PA0040090	Rating Area 6	Tobacco User/Non-Tobacco User	33	361.28	397.47
	22444PA0040090	Rating Area 6	Tobacco User/Non-Tobacco User	34	366.11	402.60
	22444PA0040090	Rating Area 6	Tobacco User/Non-Tobacco User	35	368.52	405.31

	22444PA0040090	Rating Area 6	Tobacco User/Non-Tobacco User	36	370.93	408.03
	22444PA0040090	Rating Area 6	Tobacco User/Non-Tobacco User	37	373.35	410.74
	22444PA0040090	Rating Area 6	Tobacco User/Non-Tobacco User	38	375.76	413.46
	22444PA0040090	Rating Area 6	Tobacco User/Non-Tobacco User	39	380.59	418.58
	22444PA0040090	Rating Area 6	Tobacco User/Non-Tobacco User	40	385.41	424.01
	22444PA0040090	Rating Area 6	Tobacco User/Non-Tobacco User	41	392.65	431.85
	22444PA0040090	Rating Area 6	Tobacco User/Non-Tobacco User	42	399.58	439.69
	22444PA0040090	Rating Area 6	Tobacco User/Non-Tobacco User	43	409.23	450.25
	22444PA0040090	Rating Area 6	Tobacco User/Non-Tobacco User	44	421.30	463.52
	22444PA0040090	Rating Area 6	Tobacco User/Non-Tobacco User	45	435.47	478.90
	22444PA0040090	Rating Area 6	Tobacco User/Non-Tobacco User	46	452.36	497.60
	22444PA0040090	Rating Area 6	Tobacco User/Non-Tobacco User	47	471.36	518.40
	22444PA0040090	Rating Area 6	Tobacco User/Non-Tobacco User	48	493.07	542.53
	22444PA0040090	Rating Area 6	Tobacco User/Non-Tobacco User	49	514.48	566.05
	22444PA0040090	Rating Area 6	Tobacco User/Non-Tobacco User	50	538.61	592.59
	22444PA0040090	Rating Area 6	Tobacco User/Non-Tobacco User	51	562.43	618.83
	22444PA0040090	Rating Area 6	Tobacco User/Non-Tobacco User	52	588.67	647.48
	22444PA0040090	Rating Area 6	Tobacco User/Non-Tobacco User	53	615.21	676.73
	22444PA0040090	Rating Area 6	Tobacco User/Non-Tobacco User	54	643.86	708.09
	22444PA0040090	Rating Area 6	Tobacco User/Non-Tobacco User	55	672.51	739.76
	22444PA0040090	Rating Area 6	Tobacco User/Non-Tobacco User	56	703.57	773.84
	22444PA0040090	Rating Area 6	Tobacco User/Non-Tobacco User	57	734.93	808.52
	22444PA0040090	Rating Area 6	Tobacco User/Non-Tobacco User	58	768.41	845.31
	22444PA0040090	Rating Area 6	Tobacco User/Non-Tobacco User	59	784.99	863.40
	22444PA0040090	Rating Area 6	Tobacco User/Non-Tobacco User	60	818.47	900.20
	22444PA0040090	Rating Area 6	Tobacco User/Non-Tobacco User	61	847.42	932.16
	22444PA0040090	Rating Area 6	Tobacco User/Non-Tobacco User	62	866.42	952.97
	22444PA0040090	Rating Area 6	Tobacco User/Non-Tobacco User	63	890.24	979.21
	22444PA0040090	Rating Area 6	Tobacco User/Non-Tobacco User	64 and over	904.72	995.19
	22444PA0040091	Rating Area 3	Tobacco User/Non-Tobacco User	0-14	176.89	176.89
	22444PA0040091	Rating Area 3	Tobacco User/Non-Tobacco User	15	192.62	192.62
	22444PA0040091	Rating Area 3	Tobacco User/Non-Tobacco User	16	198.63	198.63
	22444PA0040091	Rating Area 3	Tobacco User/Non-Tobacco User	17	204.64	204.64
	22444PA0040091	Rating Area 3	Tobacco User/Non-Tobacco User	18	211.11	232.16
	22444PA0040091	Rating Area 3	Tobacco User/Non-Tobacco User	19	217.59	239.32
	22444PA0040091	Rating Area 3	Tobacco User/Non-Tobacco User	20	224.29	246.72
	22444PA0040091	Rating Area 3	Tobacco User/Non-Tobacco User	21	231.24	254.36
	22444PA0040091	Rating Area 3	Tobacco User/Non-Tobacco User	22	231.24	254.36
	22444PA0040091	Rating Area 3	Tobacco User/Non-Tobacco User	23	231.24	254.36
	22444PA0040091	Rating Area 3	Tobacco User/Non-Tobacco User	24	231.24	254.36
	22444PA0040091	Rating Area 3	Tobacco User/Non-Tobacco User	25	232.16	255.28
	22444PA0040091	Rating Area 3	Tobacco User/Non-Tobacco User	26	236.78	260.37
	22444PA0040091	Rating Area 3	Tobacco User/Non-Tobacco User	27	242.33	266.61
	22444PA0040091	Rating Area 3	Tobacco User/Non-Tobacco User	28	251.35	276.55
	22444PA0040091	Rating Area 3	Tobacco User/Non-Tobacco User	29	258.75	284.65
	22444PA0040091	Rating Area 3	Tobacco User/Non-Tobacco User	30	262.45	288.81
	22444PA0040091	Rating Area 3	Tobacco User/Non-Tobacco User	31	268.00	294.82
	22444PA0040091	Rating Area 3	Tobacco User/Non-Tobacco User	32	273.55	300.83
	22444PA0040091	Rating Area 3	Tobacco User/Non-Tobacco User	33	277.01	304.76
	22444PA0040091	Rating Area 3	Tobacco User/Non-Tobacco User	34	280.71	308.69
	22444PA0040091	Rating Area 3	Tobacco User/Non-Tobacco User	35	282.56	310.77
	22444PA0040091	Rating Area 3	Tobacco User/Non-Tobacco User	36	284.41	312.86
	22444PA0040091	Rating Area 3	Tobacco User/Non-Tobacco User	37	286.26	314.94
	22444PA0040091	Rating Area 3	Tobacco User/Non-Tobacco User	38	288.11	317.02
	22444PA0040091	Rating Area 3	Tobacco User/Non-Tobacco User	39	291.81	320.95
	22444PA0040091	Rating Area 3	Tobacco User/Non-Tobacco User	40	295.51	325.11
	22444PA0040091	Rating Area 3	Tobacco User/Non-Tobacco User	41	301.06	331.12
	22444PA0040091	Rating Area 3	Tobacco User/Non-Tobacco User	42	306.38	337.13
	22444PA0040091	Rating Area 3	Tobacco User/Non-Tobacco User	43	313.78	345.23
	22444PA0040091	Rating Area 3	Tobacco User/Non-Tobacco User	44	323.03	355.40
	22444PA0040091	Rating Area 3	Tobacco User/Non-Tobacco User	45	333.90	367.19
	22444PA0040091	Rating Area 3	Tobacco User/Non-Tobacco User	46	346.85	381.53
	22444PA0040091	Rating Area 3	Tobacco User/Non-Tobacco User	47	361.41	397.49
	22444PA0040091	Rating Area 3	Tobacco User/Non-Tobacco User	48	378.06	415.98

	22444PA0040091	Rating Area 3	Tobacco User/Non-Tobacco User	49	394.48	434.02
	22444PA0040091	Rating Area 3	Tobacco User/Non-Tobacco User	50	412.98	454.37
	22444PA0040091	Rating Area 3	Tobacco User/Non-Tobacco User	51	431.25	474.49
	22444PA0040091	Rating Area 3	Tobacco User/Non-Tobacco User	52	451.36	496.45
	22444PA0040091	Rating Area 3	Tobacco User/Non-Tobacco User	53	471.71	518.88
	22444PA0040091	Rating Area 3	Tobacco User/Non-Tobacco User	54	493.68	542.93
	22444PA0040091	Rating Area 3	Tobacco User/Non-Tobacco User	55	515.64	567.21
	22444PA0040091	Rating Area 3	Tobacco User/Non-Tobacco User	56	539.46	593.34
	22444PA0040091	Rating Area 3	Tobacco User/Non-Tobacco User	57	563.51	619.93
	22444PA0040091	Rating Area 3	Tobacco User/Non-Tobacco User	58	589.18	648.14
	22444PA0040091	Rating Area 3	Tobacco User/Non-Tobacco User	59	601.89	662.01
	22444PA0040091	Rating Area 3	Tobacco User/Non-Tobacco User	60	627.56	690.22
	22444PA0040091	Rating Area 3	Tobacco User/Non-Tobacco User	61	649.76	714.73
	22444PA0040091	Rating Area 3	Tobacco User/Non-Tobacco User	62	664.33	730.69
	22444PA0040091	Rating Area 3	Tobacco User/Non-Tobacco User	63	682.59	750.81
	22444PA0040091	Rating Area 3	Tobacco User/Non-Tobacco User	64 and over	693.69	763.06
	22444PA0040092	Rating Area 7	Tobacco User/Non-Tobacco User	0-14	234.52	234.52
	22444PA0040092	Rating Area 7	Tobacco User/Non-Tobacco User	15	255.37	255.37
	22444PA0040092	Rating Area 7	Tobacco User/Non-Tobacco User	16	263.34	263.34
	22444PA0040092	Rating Area 7	Tobacco User/Non-Tobacco User	17	271.31	271.31
	22444PA0040092	Rating Area 7	Tobacco User/Non-Tobacco User	18	279.89	307.79
	22444PA0040092	Rating Area 7	Tobacco User/Non-Tobacco User	19	288.47	317.29
	22444PA0040092	Rating Area 7	Tobacco User/Non-Tobacco User	20	297.36	327.10
	22444PA0040092	Rating Area 7	Tobacco User/Non-Tobacco User	21	306.57	337.22
	22444PA0040092	Rating Area 7	Tobacco User/Non-Tobacco User	22	306.57	337.22
	22444PA0040092	Rating Area 7	Tobacco User/Non-Tobacco User	23	306.57	337.22
	22444PA0040092	Rating Area 7	Tobacco User/Non-Tobacco User	24	306.57	337.22
	22444PA0040092	Rating Area 7	Tobacco User/Non-Tobacco User	25	307.79	338.44
	22444PA0040092	Rating Area 7	Tobacco User/Non-Tobacco User	26	313.92	345.19
	22444PA0040092	Rating Area 7	Tobacco User/Non-Tobacco User	27	321.28	353.47
	22444PA0040092	Rating Area 7	Tobacco User/Non-Tobacco User	28	333.23	366.65
	22444PA0040092	Rating Area 7	Tobacco User/Non-Tobacco User	29	343.04	377.38
	22444PA0040092	Rating Area 7	Tobacco User/Non-Tobacco User	30	347.95	382.90
	22444PA0040092	Rating Area 7	Tobacco User/Non-Tobacco User	31	355.31	390.87
	22444PA0040092	Rating Area 7	Tobacco User/Non-Tobacco User	32	362.66	398.84
	22444PA0040092	Rating Area 7	Tobacco User/Non-Tobacco User	33	367.26	404.05
	22444PA0040092	Rating Area 7	Tobacco User/Non-Tobacco User	34	372.17	409.26
	22444PA0040092	Rating Area 7	Tobacco User/Non-Tobacco User	35	374.62	412.02
	22444PA0040092	Rating Area 7	Tobacco User/Non-Tobacco User	36	377.07	414.78
	22444PA0040092	Rating Area 7	Tobacco User/Non-Tobacco User	37	379.52	417.54
	22444PA0040092	Rating Area 7	Tobacco User/Non-Tobacco User	38	381.98	420.30
	22444PA0040092	Rating Area 7	Tobacco User/Non-Tobacco User	39	386.88	425.51
	22444PA0040092	Rating Area 7	Tobacco User/Non-Tobacco User	40	391.79	431.03
	22444PA0040092	Rating Area 7	Tobacco User/Non-Tobacco User	41	399.14	439.00
	22444PA0040092	Rating Area 7	Tobacco User/Non-Tobacco User	42	406.19	446.97
	22444PA0040092	Rating Area 7	Tobacco User/Non-Tobacco User	43	416.00	457.70
	22444PA0040092	Rating Area 7	Tobacco User/Non-Tobacco User	44	428.27	471.19
	22444PA0040092	Rating Area 7	Tobacco User/Non-Tobacco User	45	442.68	486.82
	22444PA0040092	Rating Area 7	Tobacco User/Non-Tobacco User	46	459.84	505.83
	22444PA0040092	Rating Area 7	Tobacco User/Non-Tobacco User	47	479.16	526.98
	22444PA0040092	Rating Area 7	Tobacco User/Non-Tobacco User	48	501.23	551.50
	22444PA0040092	Rating Area 7	Tobacco User/Non-Tobacco User	49	522.99	575.42
	22444PA0040092	Rating Area 7	Tobacco User/Non-Tobacco User	50	547.52	602.39
	22444PA0040092	Rating Area 7	Tobacco User/Non-Tobacco User	51	571.74	629.06
	22444PA0040092	Rating Area 7	Tobacco User/Non-Tobacco User	52	598.41	658.19
	22444PA0040092	Rating Area 7	Tobacco User/Non-Tobacco User	53	625.39	687.92
	22444PA0040092	Rating Area 7	Tobacco User/Non-Tobacco User	54	654.51	719.81
	22444PA0040092	Rating Area 7	Tobacco User/Non-Tobacco User	55	683.63	752.00
	22444PA0040092	Rating Area 7	Tobacco User/Non-Tobacco User	56	715.21	786.64
	22444PA0040092	Rating Area 7	Tobacco User/Non-Tobacco User	57	747.09	821.89
	22444PA0040092	Rating Area 7	Tobacco User/Non-Tobacco User	58	781.12	859.29
	22444PA0040092	Rating Area 7	Tobacco User/Non-Tobacco User	59	797.98	877.69
	22444PA0040092	Rating Area 7	Tobacco User/Non-Tobacco User	60	832.01	915.09
	22444PA0040092	Rating Area 7	Tobacco User/Non-Tobacco User	61	861.44	947.58

22444PA0040092 Rating Area 7	Tobacco User/Non-Tobacco User	62	880.75	968.74
		63	904.97	995.41
		64 and over	919.69	1011.65

Geisinger Health Plan
Individual Filing for 2019
Calibration of Age Factors

	(2)	(1) X (2)	(1) X (2)
	Feb Members	Factor X Members	(2)
			Calibration Factor:
Total members with premium:	58,999	109,154.19	1.850
Members in 0-20 age with no premium:	90		
Total:	59,089		

		(1)	(2)	(1) X (2)
Min	Max	HHS defined age curve	Members	Factor X Members
0	14	0.765	2,524	1,930.86
15	16	0.833	204	169.93
16	17	0.859	217	186.40
17	18	0.885	235	207.98
18	19	0.913	249	227.34
19	20	0.941	426	400.87
20	21	0.970	550	533.50
21	22	1.000	595	595.00
22	23	1.000	631	631.00
23	24	1.000	553	553.00
24	25	1.000	507	507.00
25	26	1.004	596	598.38
26	27	1.024	1,069	1,094.66
27	28	1.048	1,090	1,142.32
28	29	1.087	1,120	1,217.44
29	30	1.119	951	1,064.17
30	31	1.135	939	1,065.77
31	32	1.159	878	1,017.60
32	33	1.183	880	1,041.04
33	34	1.198	864	1,035.07
34	35	1.214	824	1,000.34
35	36	1.222	884	1,080.25
36	37	1.230	829	1,019.67
37	38	1.238	852	1,054.78
38	39	1.246	895	1,115.17
39	40	1.262	817	1,031.05
40	41	1.278	846	1,081.19
41	42	1.302	813	1,058.53
42	43	1.325	836	1,107.70
43	44	1.357	930	1,262.01
44	45	1.397	926	1,293.62
45	46	1.444	963	1,390.57
46	47	1.500	1,125	1,687.50
47	48	1.563	1,159	1,811.52
48	49	1.635	1,212	1,981.62
49	50	1.706	1,122	1,914.13
50	51	1.786	1,222	2,182.49
51	52	1.865	1,269	2,366.69
52	53	1.952	1,392	2,717.18
53	54	2.040	1,465	2,988.60
54	55	2.135	1,575	3,362.63
55	56	2.230	1,681	3,748.63
56	57	2.333	1,743	4,066.42
57	58	2.437	1,757	4,281.81
58	59	2.548	1,794	4,571.11
59	60	2.603	1,901	4,948.30
60	61	2.714	2,088	5,666.83
61	62	2.810	2,045	5,746.45
62	63	2.873	2,564	7,366.37
63	64	2.952	3,006	8,873.71
64	200	3.000	3,386	10,158.00
Min	Max	HHS defined age curve	Members	Factor X Members
		(1)	(2)	(1) X (2)

Geisinger Health Plan
Individual Filing for 2019
Calibration of Area Factors

	(1)	(2)	(1) X (2)	(1) X (2) (2)
Region	Area Factors	Feb Members	Factor X Members	Calibration Factor:
2	0.941	15	14.12	
3	0.927	21,076	19,537.45	
5	0.963	219	210.90	
6	1.209	15,561	18,813.25	
7	1.229	11,275	13,856.98	
9	1.092	10,943	11,949.76	
		59,089	64,382.44	1.090

Geisinger Health Plan
Individual Filing for 2019
Calibration of Tobacco Factor

	(1)	(2)	(1) X (2)	(1) X (2) (2)
	Tobacco Factors	Feb Members	Factor X Members	Calibration Factor:
Non-Tobacco Users:	1.000	53,748	53,748.00	
Tobacco Users:	1.100	5,341	5,875.10	
Total:		59,089	59,623.10	1.009

Geisinger Health Plan
Individual Filing for 2019
Capitation History

	2014	2015	2016	2017
Chiropractic Coverage:	\$0.51	\$0.19	\$0.36	\$0.33
Nurseline:	\$0.03	\$0.04	\$0.04	\$0.04
Mental Health & Substance Abuse/Autism:	\$1.69	\$1.43	\$5.93	\$10.47
Quality Fund/PQS:	\$13.08	\$7.46	\$10.05	\$9.47
Total Capitation:	\$15.31	\$9.11	\$16.38	\$20.30
Trend:		-40%	80%	24%

Geisinger Health Plan
Individual Filing for 2019
Projected Tax Estimates

Federal Income Tax

Projected Margin:	2%
Projected Federal Income Tax Rate:	21%
Estimated Tax Rate for POS:	0.53%
Estimated POS % of total:	1.0%

Estimated Federal Income Tax:	0.01%
--------------------------------------	--------------

Geisinger Health Plan
Individual Filing for 2019
Quality Improvement Initiatives Estimates

ANNUAL STATEMENT FOR THE YEAR 2017 OF THE Geisinger Health Plan
SUPPLEMENTAL HEALTH CARE EXHIBIT - PART 1

Business Subject to MLR
 Comprehensive Health Coverage
 Individual

Line 1.1	Health premiums earned (From Part 2, Line 1.11)	330,109,813
Line 6.6	TOTAL of Defined Expenses Incurred for Improving Health Care Quality (Lines 6.1 + 6.2 + 6.3 + 6.4 + 6.5)	3,290,777

Estimated % of Premium:	1.00%
--------------------------------	--------------

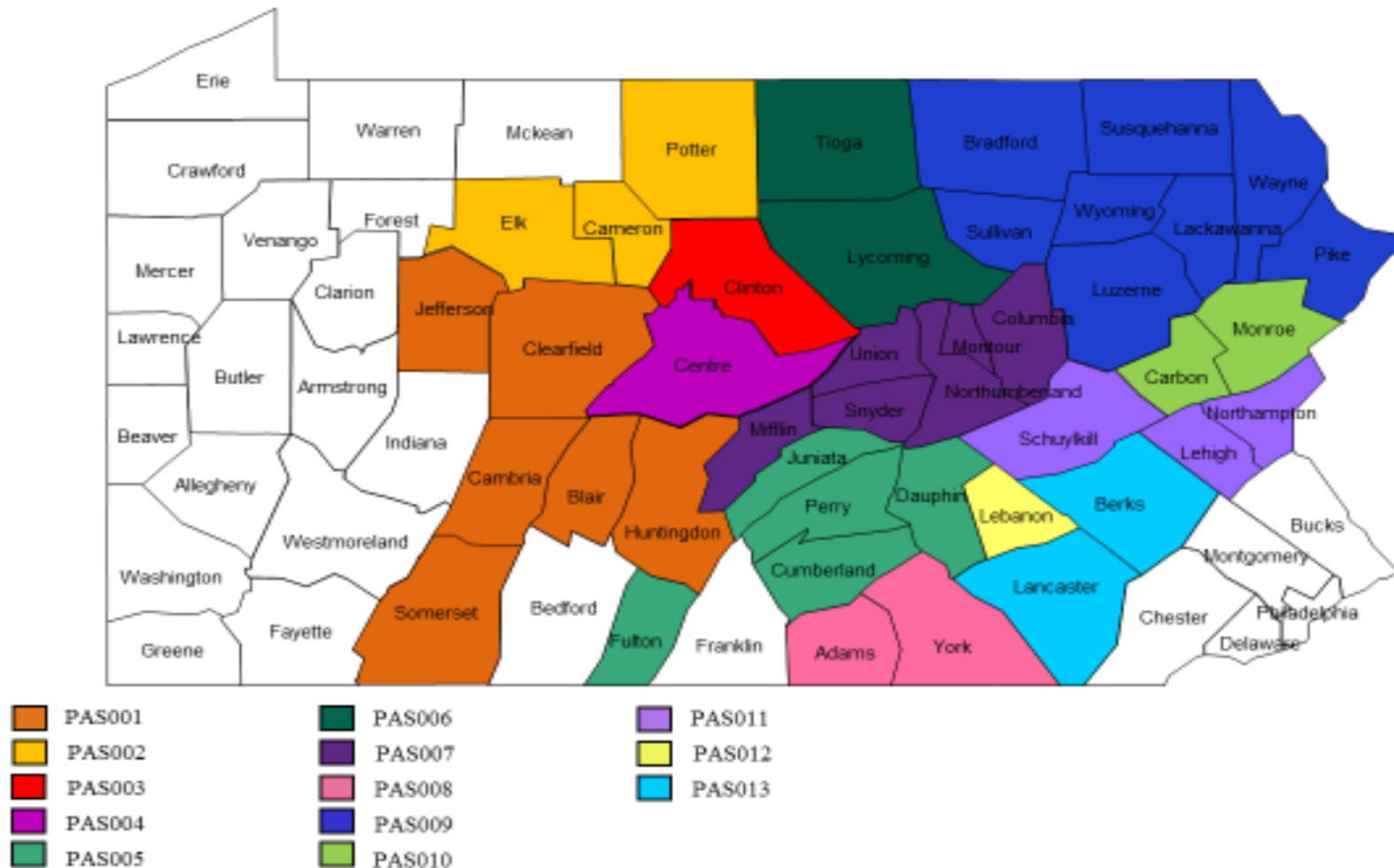
Table B: Induced Utilization Exhibit

Plan ID	Metal Level	Projected Membership	Projected Allowed Claims	Projected Paid Claims	Paid to Allowed Factor	Average Tobacco Factor	AV & Cost Sharing Factor	(8)/(6*7)
(1)	(2)	(3)	(4)	(5)	(6)	(7)	(8)	(9)
22444PA0010035	Gold	1,053	\$12,232,589	\$10,330,544	0.8445	0.991	0.8878	1.06076
22444PA0010036	Gold	1,749	\$20,317,947	\$17,158,709	0.8445	0.991	0.8878	1.06076
22444PA0010037	Gold	1,731	\$20,108,843	\$16,982,119	0.8445	0.991	0.8878	1.06076
22444PA0010038	Silver	3,613	\$49,920,386	\$38,778,156	0.7768	0.991	0.7588	0.98566
22444PA0010039	Silver	1,634	\$22,576,781	\$17,537,644	0.7768	0.991	0.7588	0.98566
22444PA0010040	Silver	4,327	\$59,785,638	\$46,441,484	0.7768	0.991	0.7588	0.98566
22444PA0010041	Silver	2,317	\$32,013,710	\$24,868,250	0.7768	0.991	0.7588	0.98566
22444PA0010042	Gold	315	\$3,659,321	\$3,090,334	0.8445	0.991	0.8878	1.06076
22444PA0010045	Gold	5,528	\$64,218,187	\$54,697,841	0.8518	0.991	0.8954	1.06076
22444PA0010046	Gold	4,141	\$48,105,556	\$40,973,907	0.8518	0.991	0.8954	1.06076
22444PA0010047	Silver	546	\$7,544,016	\$5,598,188	0.7421	0.991	0.7249	0.98566
22444PA0010048	Silver	469	\$6,480,117	\$4,808,700	0.7421	0.991	0.7249	0.98566
22444PA0010053	Bronze	1,021	\$9,709,423	\$7,164,292	0.7379	0.991	0.6350	0.86835
22444PA0010054	Bronze	1,255	\$11,934,697	\$8,806,255	0.7379	0.991	0.6350	0.86835
22444PA0010055	Bronze	1,738	\$16,527,891	\$12,195,435	0.7379	0.991	0.6350	0.86835
22444PA0010056	Bronze	1,789	\$17,012,887	\$12,553,299	0.7379	0.991	0.6350	0.86835
22444PA0010063	Silver	189	\$2,040,149	\$1,586,154	0.7775	0.991	0.7594	0.98566
22444PA0010064	Silver	32	\$345,422	\$268,555	0.7775	0.991	0.7594	0.98566
22444PA0010065	Silver	48	\$518,133	\$402,833	0.7775	0.991	0.7594	0.98566
22444PA0010066	Silver	40	\$431,777	\$335,694	0.7775	0.991	0.7594	0.98566
22444PA0010067	Gold	883	\$10,257,717	\$9,529,009	0.9290	0.991	0.9765	1.06076
22444PA0010068	Silver	853	\$11,785,798	\$10,070,729	0.8545	0.991	0.8347	0.98566
22444PA0010069	Bronze	573	\$5,449,069	\$4,422,791	0.8117	0.991	0.6985	0.86835
22444PA0010070	Silver	-	\$0	\$0	0.8552	0.991	0.8354	0.98566
22444PA0010071	Silver	5	\$69,084	\$51,265	0.7421	0.991	0.7249	0.98566
22444PA0010072	Silver	301	\$4,158,881	\$3,086,181	0.7421	0.991	0.7249	0.98566
22444PA0010073	Silver	189	\$2,611,390	\$1,937,834	0.7421	0.991	0.7249	0.98566
22444PA0010074	Silver	130	\$1,796,194	\$1,332,902	0.7421	0.991	0.7249	0.98566
22444PA0010075	Silver	28	\$386,873	\$287,087	0.7421	0.991	0.7249	0.98566
22444PA0010076	Gold	225	\$2,613,801	\$2,226,305	0.8518	0.991	0.8954	1.06076
22444PA0010077	Gold	118	\$1,370,793	\$1,167,573	0.8518	0.991	0.8954	1.06076
22444PA0010078	Gold	3,064	\$35,594,161	\$30,317,327	0.8518	0.991	0.8954	1.06076
22444PA0010079	Gold	1,614	\$18,749,666	\$15,970,028	0.8518	0.991	0.8954	1.06076
22444PA0010080	Gold	1,064	\$12,360,375	\$10,527,949	0.8518	0.991	0.8954	1.06076
22444PA0010081	Gold	519	\$6,029,168	\$5,135,344	0.8518	0.991	0.8954	1.06076
22444PA0010082	Gold	43	\$499,526	\$421,855	0.8445	0.991	0.8878	1.06076
22444PA0010083	Gold	6	\$69,701	\$58,864	0.8445	0.991	0.8878	1.06076
22444PA0010084	Gold	30	\$348,507	\$294,317	0.8445	0.991	0.8878	1.06076
22444PA0010085	Gold	57	\$662,163	\$559,203	0.8445	0.991	0.8878	1.06076
22444PA0010086	Gold	175	\$2,032,956	\$1,716,852	0.8445	0.991	0.8878	1.06076
22444PA0010087	Gold	412	\$4,786,160	\$4,041,960	0.8445	0.991	0.8878	1.06076
22444PA0010088	Gold	283	\$3,287,581	\$2,776,395	0.8445	0.991	0.8878	1.06076
22444PA0010089	Gold	1,403	\$16,298,501	\$13,764,247	0.8445	0.991	0.8878	1.06076
22444PA0010090	Silver	10	\$107,944	\$83,924	0.7775	0.991	0.7594	0.98566
22444PA0010091	Silver	1	\$10,794	\$8,392	0.7775	0.991	0.7594	0.98566
22444PA0010092	Silver	5	\$53,972	\$41,962	0.7775	0.991	0.7594	0.98566
22444PA0010093	Silver	20	\$215,889	\$167,847	0.7775	0.991	0.7594	0.98566
22444PA0010094	Silver	35	\$377,805	\$293,732	0.7775	0.991	0.7594	0.98566
22444PA0010095	Silver	81	\$874,349	\$679,780	0.7775	0.991	0.7594	0.98566
22444PA0010096	Silver	31	\$334,628	\$260,163	0.7775	0.991	0.7594	0.98566
22444PA0010097	Silver	26	\$280,655	\$218,201	0.7775	0.991	0.7594	0.98566

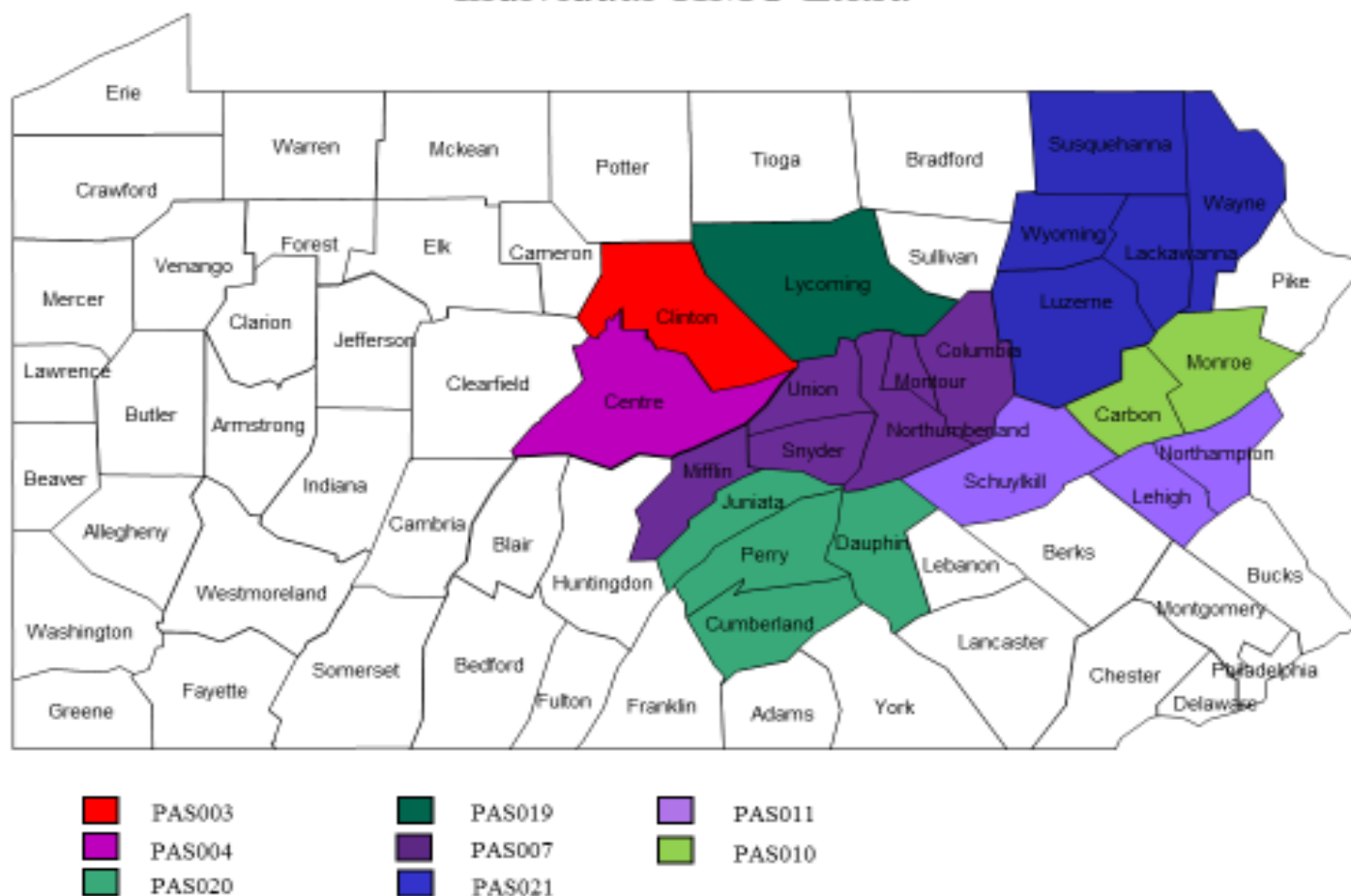
Table B: Induced Utilization Exhibit

Plan ID	Metal Level	Projected Membership	Projected Allowed Claims	Projected Paid Claims	Paid to Allowed Factor	Average Tobacco Factor	AV & Cost Sharing Factor	(8)/(6*7)
(1)	(2)	(3)	(4)	(5)	(6)	(7)	(8)	(9)
22444PA0010098	Silver	54	\$746,112	\$579,579	0.7768	0.991	0.7588	0.98566
22444PA0010099	Silver	5	\$69,084	\$53,665	0.7768	0.991	0.7588	0.98566
22444PA0010100	Silver	95	\$1,312,604	\$1,019,630	0.7768	0.991	0.7588	0.98566
22444PA0010101	Silver	69	\$953,365	\$740,574	0.7768	0.991	0.7588	0.98566
22444PA0010102	Silver	474	\$6,549,201	\$5,087,419	0.7768	0.991	0.7588	0.98566
22444PA0010103	Silver	1,265	\$17,478,353	\$13,577,184	0.7768	0.991	0.7588	0.98566
22444PA0010104	Silver	1,115	\$15,405,821	\$11,967,242	0.7768	0.991	0.7588	0.98566
22444PA0010105	Silver	1,806	\$24,953,285	\$19,383,711	0.7768	0.991	0.7588	0.98566
22444PA0010106	Bronze	77	\$732,248	\$540,304	0.7379	0.991	0.6350	0.86835
22444PA0010107	Bronze	1	\$9,510	\$7,017	0.7379	0.991	0.6350	0.86835
22444PA0010108	Bronze	19	\$180,685	\$133,322	0.7379	0.991	0.6350	0.86835
22444PA0010109	Bronze	108	\$1,027,050	\$757,829	0.7379	0.991	0.6350	0.86835
22444PA0010110	Bronze	206	\$1,959,002	\$1,445,489	0.7379	0.991	0.6350	0.86835
22444PA0010111	Bronze	664	\$6,314,453	\$4,659,246	0.7379	0.991	0.6350	0.86835
22444PA0010112	Bronze	474	\$4,507,607	\$3,326,028	0.7379	0.991	0.6350	0.86835
22444PA0010113	Bronze	740	\$7,037,192	\$5,192,533	0.7379	0.991	0.6350	0.86835
22444PA0010134	Silver	8	\$110,535	\$82,025	0.7421	0.991	0.7249	0.98566
22444PA0040080	Catastrophic	110	\$938,891	\$645,394	0.6874	0.991	0.6033	0.88566
22444PA0040081	Catastrophic	77	\$657,224	\$451,776	0.6874	0.991	0.6033	0.88566
22444PA0040082	Catastrophic	77	\$657,224	\$451,776	0.6874	0.991	0.6033	0.88566
22444PA0040083	Catastrophic	89	\$759,648	\$522,182	0.6874	0.991	0.6033	0.88566
22444PA0040084	Catastrophic	19	\$162,172	\$122,625	0.7561	0.991	0.6637	0.88566
22444PA0040085	Catastrophic	6	\$51,212	\$35,203	0.6874	0.991	0.6033	0.88566
22444PA0040086	Catastrophic	-	\$0	\$0	0.6874	0.991	0.6033	0.88566
22444PA0040087	Catastrophic	3	\$25,606	\$17,602	0.6874	0.991	0.6033	0.88566
22444PA0040088	Catastrophic	9	\$76,818	\$52,805	0.6874	0.991	0.6033	0.88566
22444PA0040089	Catastrophic	17	\$145,101	\$99,743	0.6874	0.991	0.6033	0.88566
22444PA0040090	Catastrophic	33	\$281,667	\$193,618	0.6874	0.991	0.6033	0.88566
22444PA0040091	Catastrophic	29	\$247,526	\$170,149	0.6874	0.991	0.6033	0.88566
22444PA0040092	Catastrophic	42	\$358,486	\$246,423	0.6874	0.991	0.6033	0.88566
Total		53,410	\$642,665,254	\$517,590,502	0.8052	0.991	0.8008	1.00000

2019 Marketplace Proposed Service Areas Individual Broad HMO & PPO



2019 Marketplace Proposed Service Areas Individual HMO Extra



Geisinger Health Plan
Individual Filing for 2019
Response to Questions
SERFF Tracking Number: GSHP-131501956

Geisinger's responses to the first round of questions are contained in this file and the new supporting document, "PID_Response_Exhibits_GHP_Indiv_20180620.xlsx". There is only one change to the original rate filing from these questions. A correction was made to the file "PA_Act_Memo_Additional_Exhibits_GHP_Indiv_20180515.xlsx", worksheet named Area_calibration in response to question 8. This file was corrected and resubmitted with the name "PA_Act_Memo_Additional_Exhibits_GHP_Indiv_20180620.xlsx".

1. A demographic adjustment equal to 1.000 is being applied in the development of the Index Rate. Please provide the distribution of membership by age for those members underlying the 2017 manual rate. Please provide the distribution in a consistent manner with the February 2018 membership distribution on the 'Age_calibration' tab of the PA additional exhibits file provided.

Please refer to the "PID_Response_Exhibits_GHP_Indiv_20180620.xlsx" attachment, worksheet named Manual Age Calibration. The average age factors changed only slightly. Given the uncertainty of the membership distribution for 2019, we decided to not adjust for this.

2. Please provide a detailed quantitative exhibit displaying the development of, and justification for, the Morbidity adjustment (i.e., 1.200) being utilized in the Index Rate Development.

We look forward to working with the Department to refine our morbidity assumption. Given that Geisinger holds about 12% market share in the state, we hope the Department can assist us with this estimate.

3. It appears that the GHP and GQO projected paid-to-allowed ratios are being blended and the same projected paid-to-allowed ratio (i.e. 0.806) is being applied in developing the Market Adjusted Index Rate for each entity. Please explain why Geisinger believes this is appropriate given that each entity will offer a unique set of plan designs in 2019, and the projected average Pricing AV is different between the two entities (per Table 10 of the respective rate filings).

The plan designs in 2019 are not unique between GHP and GQO. Geisinger is introducing new plans on GQO which are the same as plans on GHP. With no experience for GQO, but experience for similar plans for GHP, Geisinger feels it is appropriate to blend the experience.

4. The pharmacy trend assumption being utilized in the 2019 Index Rate development (i.e., 12.1%) is significantly higher than was used in the 2018 Index Rate Development (i.e., 9.5%). Please provide quantitative and qualitative support for the increased pharmacy trend assumption.

Please refer to the "PID_Response_Exhibits_GHP_Indiv_20180620.xlsx" attachment, worksheet named Pharmacy Trend. This exhibit shows the annual allowed PMPM trend for our large group market retail prescription drug experience. The table provided here shows the Allowed Claims included in Table 4b of the original submission as the experience used to develop trend. The table further separates medical and pharmacy claims to show the pharmacy trend. This supports a trend of over 12%, as shown in recent periods. We consulted with our pharmacy team and they believe that this recent trend will continue due to increases in unit cost and new specialty drugs entering the market.

5. Please quantitatively demonstrate that any anticipated changes in the statewide average premium (relative to calendar year 2017) were taken into account in the projected 2019 risk adjustment transfer amount, including whether the 0.860 statewide average premium adjustment as outlined in the 2019 Benefit and Payment Parameters Notice, was accounted for.

Given that Geisinger holds about 12% market share in the state, we do not know what to expect for 2019. Our best estimate is to use the full 2017 risk adjustment transfer. While it's acknowledged that the risk adjustment formula will be adjusted to remove admin expenses, the overall impact of the risk adjustment transfer is still unknown.

6. Table 1 on the 'I Data' tab of the GHP and GQO "PA_Act_Memo_Rate_Exhibits" Excel files indicates Geisinger's Individual market book of business covers 62,591 members (i.e., 60,505 GHP and 2,086 GQO members). However, only 59,089 members are used in the development of the age, area, and tobacco calibration factors as shown in the PA additional exhibits file provided. Please reconcile this difference. Table 1 from the GHP Individual filing shows 60,505 members as of February 2018. Of these members we estimated that 7,095 will leave these products due to the plans we have terminated. That leaves 53,410 projected members, as shown on the Induced_Util_Exhibit worksheet of the file "PA_Act_Memo_Additional_Exhibits_GHP_Indiv_20180515.xlsx".

Table 1 from the GQO Individual filing shows 2,086 members as of February 2018. Of these members 1,809 are in transitional market plans that will not enter the ACA market. We estimated that 5,402 of the GHP individual ACA members will enroll in these products due to the introduction of new plans. That totals 5,679 projected members, as shown on the Induced_Util_Exhibit worksheet of the file "PA_Act_Memo_Additional_Exhibits_GQO_Indiv_20180515.xlsx".

The total projected members for the combined market is $53,410 + 5,679 = 59,089$.

7. Please provide a detailed exhibit displaying the development of the 1.085 rating region 8 area factor applied in the rate development.

We developed the rating factor based on expected provider reimbursement levels. We continue to negotiate with the providers in that area.

8. Please explain why the rating region 8 area factor utilized in the geographic calibration exhibit of the PA additional exhibits file is 1.212. We note that the rating region 8 area factor displayed in Table 13 of the "PA_Act_Memo_Rate_Exhibits" excel file is 1.085.

The geographic calibration exhibit was created prior to our finalization of the factors. Although this factor was updated in other files, and is used in the rate development as 1.085, the geographic calibration exhibit was inadvertently missed. This mistake has been corrected with the response to these questions.

9. Please provide justification as to why it is reasonable to assume there is no provider cost differential between the two legal entities (i.e., GHP and GQO). Specifically, please justify why the Change in Network adjustment being applied in the development of the index rate is 1.000 for each of the two legal entities even though the manual rate being used as the basis for rate development for each is the same.

All contracted rates with providers and facilities apply to both entities. There is no provider cost differential.

10. It appears that the magnitude and relativity (between metal levels) of the Benefit Richness adjustment factors included in Table 10 have changed relative to the prior 2018 filing (e.g., the GHP

Bronze Benefit Richness factor increased from 0.923 in 2018 to 0.868 in 2019 and GHP Silver Benefit Richness factor increased from 0.997 to 0.986). Please explain the development of the revised Benefit Richness factors and provide quantitative justification for the changes relative to the previously approved factors.

Please refer to the "PID_Response_Exhibits_GHP_Indiv_20180620.xlsx" attachment, worksheet named Benefit Richness. This exhibit shows the adjustment made to the 2018 Benefit Richness Factors to get to the 2019 factors. Changes were made to capture changes in the rate development.

11. For GHP, please explain and provide justification demonstrating why it is reasonable to assume that the Benefit Richness factor for Bronze plans (0.868) should be lower than for the Catastrophic plan (0.886).

This is necessary to ensure that the catastrophic rates are moderately lower than the bronze plan rates.

12. Please explain and provide justification for why the proposed Pricing AV factor for Plan 4a for GHP is 0.777 while the Pricing AV factor for Plan 33 for GQO is 0.796. Similarly, the Benefit Richness factor for Plan 4a for GHP is 0.986 while it is 1.004 for GQO. We note that the Metal AV between the two plans being referenced is identical at 0.7045.

Plan 4a for GHP is an HMO plan and Plan 33 for GQO is a PPO plan. The cost sharing is the same except for the out of network benefit for the PPO plan. This accounts for the difference in pricing AV.

The Benefit Richness factor is generated by entity (HMO/PPO & Individual/Small Group), which is why the factor is different between plans.

13. Please confirm that you have tested to ensure that the rates in Table 11 of the Actuarial Memorandum Exhibits, PA Plan Design Summary and Rate Tables, Federal Rates Template and the binder are identical.

Confirmed

14. For the expanded Bronze plans, please demonstrate that the copay is less than or equal to 50% coinsurance for that category.

The professional copays on the expanded bronze plans for primary and specialty care are below 50% coinsurance. The expanded bronze plans in this market have a primary care copay of \$30 and a specialty copay of \$60. Projected average cost per visit for this population for primary care is \$94 and for specialty is \$203.

15. In the 2019 Guidance published on the Department's website, the Department required that all issuers file uniform factors for the Individual Adjustment of 1.06 and the CSR Defunding Adjustment of 1.28. In addition, the Department indicated that as the rate review process moves forward and federal healthcare reform efforts are clarified, the Department would consider issuer specific requests. We can now advise that the aforementioned factors of 1.06 for the Individual Adjustment and 1.28 for CSR Defunding Adjustment constitute ceilings. If your company desires lower adjustments than those stated in the Department's 2019 Guidance, you may provide updated materials (PA Actuarial Memorandum and Exhibits, Part III Actuarial Memorandum, Part I URRT and corresponding rate tables – State and Federal) and justification for the lower Adjustment factor(s) with your first round response due June 21, 2018. The Department will not consider adjustment factors greater than those stated in the 2019 Guidance.

Acknowledged

Geisinger Health Plan
Individual Filing for 2019
Response to Questions
SERFF Tracking Number: GSHP-131501956

Geisinger's responses to the second round of questions are contained in this file. The following files have also been updated to reflect changes due to question 5 below:

1. Act_Memo_2019_GHP_Indiv_20180713.pdf
2. PA_Act_Memo_Rate_Exhibits_GHP_Indiv_20180713.xlsm
3. SERFF_Exhibits_GHP_Indiv_20180713.xlsm

1. The response to question 1 indicates that Geisinger could support a minimum of a 1.8% downward demographic adjustment (i.e., $1.850/1.883-1$) to the Index Rate to account for a shift in underlying demographic mix from 2017 to 2018. Please clarify why Geisinger believes it is not necessary to adjust the Index Rate to reflect the underlying demographic shift, but has developed the age calibration factor such that it does reflect the change.

The projected Index Rate is Geisinger's best estimate for the entire single risk pool. Since Geisinger has about 12% market share, we do not believe that an adjustment to reflect our change in demographic mix is appropriate to make to the entire market. All calibration factors are based on the best estimate for 2019 enrollment.

2. The response to question 5 states that Geisinger did not adjust the projected 2019 risk adjustment transfer amount to reflect any anticipated changes in the statewide average premium.

a. Please provide best estimate assumptions for the projected change in statewide average premium from 2017 to 2018 and, separately, from 2018 to 2019.

b. Please provide an estimate for what the projected risk adjustment transfer amount would be if the assumptions developed in 2(a) were applied to the 2017 statewide average premium PMPM amount along with the 0.860 adjustment.

Given that Geisinger holds about 12% market share in the state, we do not know what to expect for 2019. Our best estimate is to use the full 2017 risk adjustment transfer. Geisinger does not project assumptions for risk adjustment at any level of detail and cannot provide an analysis for statewide average premium growth.

3. Regarding the response to question 10, please explain why Geisinger believes it is appropriate to revise the Benefit Richness factors relative to the approved 2018 factors and provide a quantitative exhibit demonstrating the development of the adjustment(s) being applied to the 2018 factors.

Geisinger believes the Benefit Richness factors need to be adjusted to maintain the relative position of metallic level premium. Other changes in the rate development process required adjustment here to keep premiums at fair and competitive levels.

4. The response to question 11 states that a 0.886 Catastrophic Benefit Richness factor is necessary to ensure that Catastrophic rates are moderately lower than Bronze plan rates; however, the 0.868 Bronze Benefit Richness factor is lower than what is used for the Catastrophic plans. Please explain why a Catastrophic Benefit Richness factor which is lower than that being used for the Bronze plans would not be more appropriate.

[Geisinger believes that either factor could have been adjusted to reach the intended result. We chose to adjust Benefit Richness and leave the catastrophic adjustment the same.](#)

5. As was communicated in my email of July 3, 2018 the Department has determined that an Individual Adjustment Factor of 1.06 and a CSR Defunding Adjustment Factor of 1.20 will be used in the 2019 rate development for the Individual Market. Issuers overwhelmingly recommended standardization of these factors. As such, issuers may not deviate from these factors. Updated materials (PA Actuarial Memorandum and Exhibits and the Plan Design Summary worksheets, including the State rate tables) reflecting these factors, Risk Adjustment updates (based on the June 30th release of the Federal Risk Adjustment Report) and other Department requested changes must be provided with your second-round response due July 13, 2018. Other than these three preceding changes, no other modifications will be accepted.

[Geisinger has revised the PA Actuarial Memorandum and Exhibits and the Plan Design Summary worksheets to reflect the CSR Defunding Adjustment Factor of 1.20.](#)

Geisinger Health Plan
Individual Filing for 2019
Average Age Factor in Manual Rate

	(2)	(1) X (2)	(1) X (2)
	2017 Member Months	Factor X Member Months	(2)
Total members with premium:	517,813	975,165.09	Manual Enrollment Factor:
Members in 0-20 age with no premium:	1,840		1.883
Total:	519,653		February Enrollment Factor:
			1.850

		(1)	(2)	(1) X (2)
Min	Max	HHS defined age curve	Member Months	Factor X Member Months
0	14	0.765	19,387	14,831.19
15	16	0.833	1,791	1,491.87
16	17	0.859	2,141	1,839.30
17	18	0.885	2,187	1,935.43
18	19	0.913	2,376	2,169.07
19	20	0.941	3,676	3,458.96
20	21	0.970	4,985	4,835.38
21	22	1.000	5,603	5,602.96
22	23	1.000	5,450	5,450.30
23	24	1.000	5,343	5,343.20
24	25	1.000	5,171	5,170.51
25	26	1.004	5,055	5,074.73
26	27	1.024	9,142	9,361.69
27	28	1.048	9,561	10,019.71
28	29	1.087	8,719	9,477.06
29	30	1.119	8,035	8,991.67
30	31	1.135	7,368	8,363.14
31	32	1.159	7,379	8,552.71
32	33	1.183	7,008	8,290.02
33	34	1.198	6,375	7,637.24
34	35	1.214	6,839	8,302.70
35	36	1.222	6,943	8,484.66
36	37	1.230	6,610	8,130.62
37	38	1.238	7,301	9,039.17
38	39	1.246	6,639	8,272.11
39	40	1.262	6,608	8,339.91
40	41	1.278	6,659	8,509.69
41	42	1.302	6,703	8,726.72
42	43	1.325	7,212	9,556.17
43	44	1.357	7,309	9,918.48
44	45	1.397	7,951	11,107.29
45	46	1.444	8,877	12,818.88
46	47	1.500	10,183	15,273.83
47	48	1.563	10,017	15,656.10
48	49	1.635	10,031	16,400.31
49	50	1.706	10,079	17,195.47
50	51	1.786	10,621	18,969.88
51	52	1.865	11,528	21,500.42
52	53	1.952	12,755	24,898.10
53	54	2.040	13,493	27,526.42
54	55	2.135	14,287	30,502.51
55	56	2.230	14,843	33,100.06
56	57	2.333	15,545	36,266.36
57	58	2.437	16,218	39,524.04
58	59	2.548	16,780	42,755.68
59	60	2.603	18,335	47,726.63
60	61	2.714	18,367	49,847.47
61	62	2.810	19,452	54,661.21
62	63	2.873	24,120	69,297.88
63	64	2.952	27,049	79,849.97
64	200	3.000	31,703	95,110.21
Min	Max	HHS defined age curve	Member Months	Factor X Member Months
		(1)	(2)	(1) X (2)

Geisinger Health Plan
Individual Filing for 2019
Historical Claims to support Pharmacy Trend

Month-Year	Members	Allowed Claims (Net of Prescription Drug Rebates)	Allowed Medical Claims (Net of Prescription Drug Rebates)	Allowed Pharmacy Claims (Net of Prescription Drug Rebates)	Allowed Pharmacy Claims Rolling 12-Mth PMPM	Allowed Pharmacy Claims Rolling 12-Mth PMPM Annual Trend
Jan-14	68,727	26,159,026	22,014,349	\$ 4,144,677.48		
Feb-14	67,922	24,908,644	21,261,710	\$ 3,646,933.27		
Mar-14	68,231	26,009,588	21,907,005	\$ 4,102,582.99		
Apr-14	66,866	25,730,977	21,897,919	\$ 3,833,058.22		
May-14	66,675	26,777,975	22,854,943	\$ 3,923,031.88		
Jun-14	65,653	24,413,796	20,610,163	\$ 3,803,632.57		
Jul-14	63,861	24,583,681	20,797,351	\$ 3,786,330.16		
Aug-14	64,574	24,913,690	21,174,525	\$ 3,739,165.00		
Sep-14	63,381	24,809,685	21,037,339	\$ 3,772,346.19		
Oct-14	63,328	26,193,842	22,298,104	\$ 3,895,738.66		
Nov-14	63,365	23,147,412	19,482,557	\$ 3,664,854.98		
Dec-14	63,091	23,983,356	19,880,937	\$ 4,102,418.94	\$ 59.08	
Jan-15	61,822	25,869,275	21,863,802	\$ 4,005,473.59	\$ 59.42	
Feb-15	62,616	23,263,515	19,405,934	\$ 3,857,581.24	\$ 60.10	
Mar-15	61,960	26,915,995	22,768,695	\$ 4,147,299.95	\$ 60.65	
Apr-15	61,318	25,597,610	21,587,665	\$ 4,009,944.43	\$ 61.32	
May-15	60,671	24,926,599	20,948,597	\$ 3,978,001.29	\$ 61.89	
Jun-15	59,625	23,977,793	19,925,461	\$ 4,052,331.70	\$ 62.71	
Jul-15	58,871	24,981,248	20,875,506	\$ 4,105,742.50	\$ 63.56	
Aug-15	58,986	22,232,702	18,159,629	\$ 4,073,073.27	\$ 64.50	
Sep-15	59,932	23,970,352	19,857,617	\$ 4,112,734.88	\$ 65.26	
Oct-15	60,621	26,198,362	22,060,983	\$ 4,137,378.57	\$ 65.83	
Nov-15	60,208	23,844,001	19,921,668	\$ 3,922,333.55	\$ 66.47	
Dec-15	60,022	25,125,603	20,930,396	\$ 4,195,207.02	\$ 66.88	13.21%
Jan-16	60,868	24,704,878	20,798,893	\$ 3,905,984.60	\$ 66.83	12.47%
Feb-16	60,622	26,140,128	22,099,656	\$ 4,040,472.43	\$ 67.27	11.92%
Mar-16	60,681	29,784,369	25,314,022	\$ 4,470,347.60	\$ 67.83	11.84%
Apr-16	61,476	27,301,139	23,060,059	\$ 4,241,079.17	\$ 68.14	11.11%
May-16	61,450	26,670,331	22,316,324	\$ 4,354,007.04	\$ 68.58	10.82%
Jun-16	61,911	30,258,229	25,870,948	\$ 4,387,281.16	\$ 68.83	9.75%
Jul-16	62,287	25,776,383	21,554,690	\$ 4,221,693.33	\$ 68.67	8.03%
Aug-16	62,944	27,444,156	22,698,271	\$ 4,745,885.26	\$ 69.21	7.31%
Sep-16	62,876	27,102,217	22,615,950	\$ 4,486,266.37	\$ 69.44	6.41%
Oct-16	64,247	27,526,924	23,004,341	\$ 4,522,582.81	\$ 69.62	5.76%
Nov-16	64,230	29,459,296	24,810,494	\$ 4,648,801.84	\$ 70.22	5.65%
Dec-16	63,303	27,744,817	23,024,100	\$ 4,720,716.73	\$ 70.62	5.59%
Jan-17	64,444	28,035,668	23,268,770	\$ 4,766,898.59	\$ 71.43	6.88%
Feb-17	63,816	27,933,171	23,219,549	\$ 4,713,621.87	\$ 72.02	7.07%
Mar-17	63,075	29,372,965	24,344,040	\$ 5,028,925.24	\$ 72.53	6.93%
Apr-17	62,949	28,435,493	23,804,618	\$ 4,630,875.31	\$ 72.90	7.00%
May-17	62,653	32,312,125	27,025,583	\$ 5,286,541.86	\$ 74.02	7.92%
Jun-17	62,605	30,612,498	25,467,473	\$ 5,145,025.10	\$ 74.95	8.89%
Jul-17	62,135	28,495,436	23,607,796	\$ 4,887,640.05	\$ 75.84	10.45%
Aug-17	61,618	30,720,174	25,390,345	\$ 5,329,829.20	\$ 76.74	10.88%
Sep-17	59,478	28,085,965	23,376,280	\$ 4,709,684.71	\$ 77.39	11.44%
Oct-17	58,813	29,890,078	25,020,182	\$ 4,869,895.60	\$ 78.41	12.62%
Nov-17	58,813	29,281,199	24,457,279	\$ 4,823,919.98	\$ 79.22	12.81%
Dec-17	58,774	28,996,772	24,414,108	\$ 4,582,663.77	\$ 79.52	12.60%

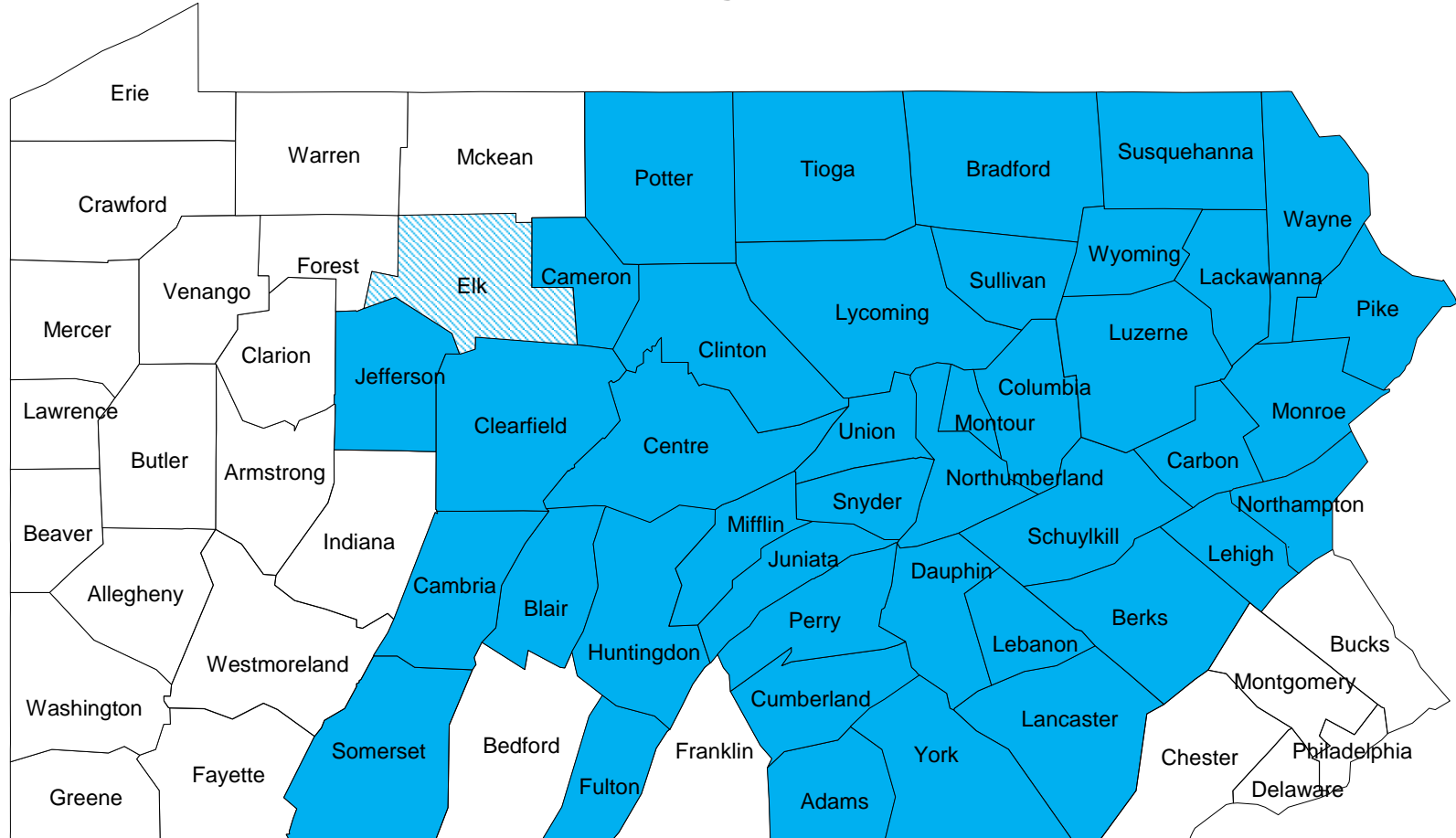
Geisinger Health Plan
Individual Filing for 2019
Benefit Richness Factors

Metallic Level	2018	Adjustment	2019
Gold	1.076	(0.016)	1.061
Silver	0.997	(0.011)	0.986
Bronze	0.923	(0.055)	0.868
Catastrophic	0.864	0.021	0.886

2019 Service Area

Issuer: Geisinger Health Plan (Issuer 22444)

Market: Individual On and Off-Exchange



Key

-  : 2018 and 2019 On and Off-Exchange Individual service area
-  : New counties for 2019