

<b>SERFF Tracking #:</b>	UPMC-132801412	<b>State Tracking #:</b>	UPMC-132801412	<b>Company Tracking #:</b>	
<b>State:</b>	Pennsylvania	<b>Filing Company:</b>	UPMC Health Options, Inc.		
<b>TOI/Sub-TOI:</b>	H15I Individual Health - Hospital/Surgical/Medical Expense/H15I.001 Health - Hospital/Surgical/Medical Expense				
<b>Product Name:</b>	2022 IND Health Options				
<b>Project Name/Number:</b>	/				

## Supporting Document Schedules

<b>Satisfied - Item:</b>	ACA Public Rate Filing PDF
<b>Comments:</b>	
<b>Attachment(s):</b>	UPMC Health Options, Inc. Individual Public PDF 1 UPMC-132801412.pdf UPMC Health Options, Inc. Individual Public PDF 2 UPMC-132801412.pdf UPMC Health Options, Inc. Individual Public PDF 3 UPMC-132801412.pdf
<b>Item Status:</b>	
<b>Status Date:</b>	

# UPMC HEALTH PLAN

---

U.S. Steel Tower  
600 Grant Street  
Pittsburgh, PA 15219  
T 412-454-7500  
F 412-454-7520  
[www.upmchealthplan.com](http://www.upmchealthplan.com)

May 18, 2021

Ms. Tracie Gray  
Commonwealth of Pennsylvania Insurance Department  
Insurance Product Regulation & Market Enforcement  
Actuarial Review Division  
Bureau of Life, Accident & Health Insurance  
1311 Strawberry Square  
Harrisburg, PA 17120


Dear Ms. Gray,

UPMC Health Options, Inc. respectfully requests approval of a rate filing for Individual On and Off Exchange PPO/EPO products. The rates are proposed for effective dates of 1/1/2022 through 12/31/2022.

Company Name/NAIC #: UPMC Health Options, Inc./15345  
Market: Individual  
On or Off Exchange: On and Off  
Effective Date of Coverage: 1/1/2022  
Average Rate Change Requested: 0.00% (-\$0.01)  
Range of Rate Change Requested: -2.65% to 5.79% (-\$7.50 to \$16.40)  
Products Offered: PPO, EPO  
Rating Areas Where Plans are Offered: 1, 2, 3, 4, 5, 6, 7, 9 (no change from 2021)  
Metal Levels Offered: Catastrophic, Bronze, Silver, Gold  
Currently Enrolled Lives Affected by the Rate Change: 110,090  
Currently Enrolled Policyholders Affected by the Rate Change: 78,537  
Number of Plans Offered in 2022: 33 (2 fewer than 2021)  
Total additional annual revenue generated from the proposed rate change: -\$21,199  
Corresponding Contract Form #: 663, 664, 671, 672  
Binder ID#: UPMC-PA22-125107551  
HIOS Issuer ID #: 16322  
Submission Tracking #: UPMC-132801412

If you have any questions or require additional information, please call me at 412-454-7849 or email me at [lovelymt@upmc.edu](mailto:lovelymt@upmc.edu).

Sincerely,



Michael Lovely, FSA, CERA, MAAA

# **Attachment I**

# Rate Change Summary

## UPMC Health Options, Inc. – Individual Plans

Rate request filing ID UPMC-132801412 - This document is prepared by the insurance company submitting the rate filing as a consumer tool to help explain the rate filing. It is not intended to describe or include all factors or information considered in the review process. For more information, see the filing at <https://www.insurance.pa.gov/Consumers/Pages/ACA-Rate-Filings.aspx>

### Overview

Initial requested average rate change:	0.00% <sup>1</sup>
Revised requested average rate change:	0.39% <sup>1</sup>
Range of requested rate change:	-2.26% to 6.21%
Effective date:	1/1/2022
Mapped Members:	110,090
Available in:	Rating Areas 1, 2, 3, 4, 5, 6, 7, 9

### Key information

#### Jan. 2020-Dec. 2020 financial experience

Premiums	\$779,278,097
Claims	\$644,418,582
Administrative expenses	\$78,291,707
Taxes & fees	\$16,351,463
Company made (after taxes)	<b>\$40,216,345</b>

#### How it plans to spend your premium

This is how the insurance company plans to spend the premium it collects in 2022:

Claims:	87.96%
Administrative:	11.95%
Taxes & fees:	0.09%
Profit:	0.00%

The company expects its annual medical costs to increase **6.30%**.

### Explanation of requested rate change

Increasing cost and utilization trends. Change in reinsurance program coinsurance amount to 45%.

<sup>1</sup> Note that insurers will have the opportunity to revise their rate change request in July, after they are scheduled to receive updated information about the impact of a federal program called risk adjustment. This document will be updated accordingly at that time.

# UPMC HEALTH PLAN

---

U.S. Steel Tower  
600 Grant Street  
Pittsburgh, PA 15219  
T 412-454-7500  
F 412-454-7520  
[www.upmchealthplan.com](http://www.upmchealthplan.com)

July 13, 2021

Ms. Tracie Gray  
Commonwealth of Pennsylvania Insurance Department  
Insurance Product Regulation & Market Enforcement  
Actuarial Review Division  
Bureau of Life, Accident & Health Insurance  
1311 Strawberry Square  
Harrisburg, PA 17120

Dear Ms. Gray,

UPMC Health Options, Inc. respectfully requests approval of a rate filing for Individual On and Off Exchange PPO/EPO products. The rates are proposed for effective dates of 1/1/2022 through 12/31/2022.


*1) In response to Department question 3, we have updated the reinsurance coinsurance amount to be 45% in the PAAM Exhibits, II.a.Reins Table - Exp tab cell E5.*

*2) In response to Department question 6, we have updated the risk transfer amount in Table 5 to match the final CMS transfer amounts.*

Company Name/NAIC #: UPMC Health Options, Inc./15345  
Market: Individual  
On or Off Exchange: On and Off  
Effective Date of Coverage: 1/1/2022  
Average Rate Change Requested: 0.39% (\$1.12)  
Range of Rate Change Requested: -2.26% to 6.21% (-\$6.40 to \$17.59)  
Products Offered: PPO, EPO  
Rating Areas Where Plans are Offered: 1, 2, 3, 4, 5, 6, 7, 9 (no change from 2021)  
Metal Levels Offered: Catastrophic, Bronze, Silver, Gold  
Currently Enrolled Lives Affected by the Rate Change: 110,090  
Currently Enrolled Policyholders Affected by the Rate Change: 78,537  
Number of Plans Offered in 2022: 33 (2 fewer than 2021)  
Total additional annual revenue generated from the proposed rate change: \$2,810,490  
Corresponding Contract Form #: 663, 664, 671, 672  
Binder ID#: UPMC-PA22-125107551  
HIOS Issuer ID #: 16322  
Submission Tracking #: UPMC-132801412

If you have any questions or require additional information, please call me at 412-454-7849 or email me at [lovelymt@upmc.edu](mailto:lovelymt@upmc.edu).

Sincerely,



Michael Lovely, FSA, CERA, MAAA

# PA Actuarial Memorandum

## Basic Information and Data

The purpose of this actuarial memorandum is to provide certain information related to a rate submission for the company identified below. The relevant index rate is developed in accordance with federal regulations, and plan specific premiums are generated using the allowable modifiers in accordance with the single risk pool rule.

## Company Information

The following section provides information related to the identification of the company that is submitting this rate filing. Much of this information is also displayed in Table 0 of the PA Actuarial Memorandum Exhibits.

Company Legal Name: UPMC Health Options, Inc.

NAIC #: 15345

HIOS Issuer ID: 16322

Market: Individual

Exchange: On and Off Exchange

Products: PPO, EPO

Effective Date: 1/1/2022

### Company Contact Information:

[REDACTED]  
[REDACTED]  
[REDACTED]

### Filing Information:

Rate Filing SERFF Tracking #: UPMC-132801412

Form Filing SERFF Tracking #: UPMC-132820831, UPMC-132820830, UPMC-132820765, UPMC-132820764

Binder SERFF Tracking #: UPMC-PA22-125107551

## Rate History and Proposed Variations in Rate Changes

Historical and proposed rate changes vary by plan due to various changes made to meet AV requirements on a plan-by-plan basis. The values listed below and overall proposed rate change for 2022 are weighted averages of the increase for each plan based on projected enrollment. Please see Table 10 of the PA Actuarial Memorandum Exhibits for a breakdown of plan-by-plan rate increases.

SERFF Tracking #	Year	Rate Change
UPMC-131495924	2019	2.0%
UPMC-131924266	2020	3.2%
UPMC-132364637	2021	1.3%

## **Average Rate Change**

- Average rate change in Table 10, column AC of the PA Actuarial Memorandum Exhibits: 0.4%
- Change in 21-year-old non-tobacco premium PMPM in Table 11, cell AN13 of the PA Actuarial Memorandum Exhibits: 2.1%

## **Membership Count**

Various breakdowns of the membership count for the captioned company and market are displayed in Table 1 of the PA Actuarial Memorandum Exhibits.

## **Benefit Changes**

A table with these changes has been included in Appendix I. All plans have metal level actuarial values in accordance with the latest HHS requirements.

## **Single Risk Pool**

The single risk pool consists of members that are anticipated to enroll in ACA-compliant policies offered under the captioned market.

## **Experience Period Claims and Premium**

Claims and premium data for all non-grandfathered policies in the single risk pool for the captioned company and market from the experience period (January 2020 - December 2020) with two months of run-out are displayed in Table 2 of the PA Actuarial Memorandum Exhibits. This section provides a discussion of each field in the table and its relation to the corresponding fields on the URRT. Please note that no data for transitional policies is included in this table.

### Earned Premium:

This represents the revenue accumulated by the captioned company during the experience period. No adjustments were made for MLR rebates as we do not anticipate owing them. HHS cost-sharing is not included in the premium data. Please note that the earned premium listed in Table 2 does match the total premium listed in section I, worksheet 1 of the URRT.

### Paid Claims:

This field includes uncompleted paid medical, pharmacy, and pediatric vision experience period claims for the captioned company and market.

Ultimate Incurred Claims:

This field includes completed paid medical and pharmacy experience period claims for the captioned company and market. We used the standard Development/Completion Factor Method to calculate IBNR. The completion factors used in Table 4 are displayed in the table below. Factors were calculated using our entire ACA-related Individual block of business. The lower-than-expected factor for January 2020 can be attributed to a catastrophic claim that has not yet been paid. Because two months run-out is available the impact of IBNR is minimal. Please note that the ultimate incurred claims shown in Table 2 do not match the total incurred claims displayed in section I, worksheet 1 of the URRT because the value in the URRT equals the ultimate incurred claims less total prescription drug rebates listed in Table 2 and HHS cost-sharing.

Month	Completion Factor
1/1/2020	0.9940
2/1/2020	0.9999
3/1/2020	0.9998
4/1/2020	0.9996
5/1/2020	0.9991
6/1/2020	0.9979
7/1/2020	0.9973
8/1/2020	0.9879
9/1/2020	0.9927
10/1/2020	0.9882
11/1/2020	0.9775
12/1/2020	0.9486

Member Months:

The sum of the experience period member months shown in Table 1 is also displayed in Table 2.

Estimated Cost Sharing:

This field represents the difference between allowed claims and ultimate incurred claims in Table 2.

Allowed Claims:

This field includes allowed medical and pharmacy claims as well as pediatric vision claims from the experience period for the captioned company and market, which are pulled directly from our data warehouse. Please note that the allowed claims shown in Table 2 do not match the total allowed claims displayed in section I, worksheet 1 of the URRT because the value in the URRT equals the allowed claims less total prescription drug rebates listed in Table 2.

Non-EHB portion of Allowed Claims:

This field displays the amount of allowed experience period claims that can be attributed to non-EHBs for the captioned market and company.

Total Prescription Drug Rebates:

This field shows the amount of prescription drug rebates received for the captioned company and market during the experience period. Pharmacy rebates have been removed from the total incurred and allowed claims displayed in section I, worksheet 1 of the URRT.



Total EHB Capitation:

Pediatric dental benefits were paid for via capitation during the experience period. Pediatric dental claims were administered and paid by Dominion Dental. We receive a separate report from Dominion with the claim detail. Please note that pediatric dental claims will be administered and paid by UPMC beginning with the 2022 plan year and will no longer be paid for via capitation.

Total Non-EHB Capitation:

Non-EHB benefits were not paid for via capitation during the experience period.

Estimated Risk Adjustment:

Experience period Risk Adjustment was estimated to be a payment of \$27,483,388 per the Summary Report on Permanent Risk Adjustment Transfers for the 2020 Benefit Year published by CMS on June 30, 2021, which translates to a PMPM of \$19.08.

Estimated Reinsurance Recoveries:

No private reinsurance recoveries were made during the experience period.

Loss Ratio:

The loss ratio calculated in Table 2 is 78.42%

**Credibility of Data**

Based on a large member month count of 1,440,422 during the experience period, we believe this data is credible enough to use 100%, just as was concluded in prior filings for this company and market. Because of this, the manual data displayed in tables 2b, 3b, and 4b in the PA Actuarial Memorandum Exhibits match the data displayed in tables 2, 3, and 4.

**Trend Identification**

The overall annual trend used in rate development is 6.30%. Historical allowed claims for our Individual block of ACA-compliant business were used to develop year-over-year trend factors for use in the projected rates. The large enrollment count and consistent makeup of this population make it appropriate for use in trend development for this filing. Service categories were defined to be consistent with the URRT instructions. Please see Tables 3 and 3b of the PA Actuarial Memorandum Exhibits for trend development calculations. Please note that the minor changes made to benefit designs in order to keep plan actuarial values within the allowed ranges were not significant enough to warrant an adjustment for induced demand with regard to trend, so the induced demand column has been populated with zeroes in Tables 3 and 3b. Changes in provider contracting were considered but were ultimately assumed to have negligible impact on trend. Please see Exhibit 5 of the Supporting Exhibits for trend development. Please note that data for calendar year 2020 in this exhibit was adjusted to remove the effects of COVID-19 using the methodology described in the paragraph below addressing the Change in Other adjustment.

## Historical Experience

Historical data from the four most recent calendar years for the captioned company and market with two months of run-out are provided in Table 4. Allowed claims were developed using the same manner described above for Table 2. The historical data listed in Table 4b belongs to ACA-related Individual business under the captioned company and is identical to the data in Table 4.

## Rate Development & Change

### Projected Index Rate, Market-Adjusted Index Rate, & Total Allowed Claims

Table 5 of the PA Actuarial Memorandum Exhibits shows the development of the projected index rate, Market-Adjusted Index Rate, and projected total allowed claims. Detailed discussions on the development of each quantity are provided below.

#### Index Rate:

For this filing, the Index Rate of the Experience Period is calculated from the captioned company's fully-credible experience period EHB claims data for the single risk pool in the state market, which is demonstrated in Table 2 of the PA Actuarial Memorandum Exhibits. The Index Rate of the Projection Period is then calculated in Table 5 by first applying two years of 6.30% annual trend to the Index Rate of Experience Period.

For 2022, the Pennsylvania Insurance Department has mandated that an adjustment factor of 0.999 is applied to the index rate to reflect the morbidity impact of the state-based reinsurance program in the Individual market. It has also been mandated that the Individual Adjustment factor of 1.01 be applied to the index rate to reflect current uncertainty surrounding the market in 2022 due to the repeal of the Individual Mandate. An additional load of 0.990 has been applied within the overall morbidity adjustment. This load accounts for healthier members that will move into the single risk pool as a result of the expanded subsidization offered under the American Rescue Plan Act.

An adjustment factor of 0.992 has been applied to the index rate to account for changes in network between the experience and projection period populations. Coverage was no longer offered in Crawford and Clearfield counties beginning in 2021 due to changes in service areas, which is not reflected in the experience data. This adjustment factor is used to bring the experience data in line with the characteristics of the provider network included in counties that will continue to be covered under the captioned company in 2022. Please see Exhibit 6 of the Supporting Exhibits for the derivation of this factor.

An adjustment factor of 1.076 has been applied to the index rate in the Change for Other category. This adjustment removes the effects of COVID-19 from the experience period data, bringing the Index Rate of Projection Period in line with expected claims experience for 2022. This factor was derived by determining the ratio of the Index Rate of Experience Period including COVID-19 medical claims adjustments to the Index Rate of Experience Period calculated using the raw, unadjusted data. Please see Exhibit 8 of the Supporting Exhibits for the derivation of this factor. Claims values included in the calculation of the former of these index rates have been adjusted at the medical service category level (no adjustments were applied to pharmacy claims). These service-level adjustments were developed by using trended and seasonality-adjusted 2019 ACA medical claims

experience as a baseline for expected 2020 claims experience excluding the effects of COVID-19 and comparing this projected experience to actual claims experience from 2020.

No other adjustments have been applied to the index rate. The average age for our experience period Individual risk pool was 45.5 with an average premium factor of 1.90. This is identical to our 2021 experience so far with age 45.5 and premium factor 1.90. The lack of change in factors suggests that the insured population is stable, and no additional adjustment for demographics was deemed necessary. Please note that the Index Rate of Projection Period of \$597.02 shown in Table 5 does not exactly match the corresponding value shown in section II, worksheet 1 of the URRT. This is due to rounding error that is introduced because of the rounding requirements in the newly re-formatted URRT. The value shown in Table 5 is representative of the actual index rate.

#### Market-Adjusted Index Rate:

The Projected Index Rate is adjusted by adding estimates for risk adjustment and marketplace fees (with impacts and costs spread across the whole risk pool) to obtain the Projected Market Adjusted Index Rate. Projection period Risk Adjustment PMPM has been estimated to be a payment of \$19.09, which is displayed in Table 5. The value entered in section II, worksheet 1 of the URRT was \$24.81 since the calculation of the Market Adjusted Index Rate is done on an allowed claims basis in the URRT. The updated PMPM was derived by taking the original paid PMPM divided by the Paid to Allowed Average Factor. The net amount after accounting for the fee is subtracted from the Index Rate of the Projection Period as part of the calculation of the Market Adjusted Index Rate. For the URRT and Table 5 of the PA Actuarial Memorandum Rate Exhibits, it was entered as a negative number because the calculation subtracts this value. The effect is an increase in premium as additional revenue will be required to cover the anticipated payment.

The member-weighted average of a 3.0% Marketplace User Fee for Marketplace enrollees combined with 0% for non-Marketplace enrollees calculates to 2.3%. This load is developed based on fees from on-exchange policies, but is spread over all policies uniformly. This translates to a PMPM of \$12.35, which was entered as a positive value in Table 5 since the calculation adds this value. The effect for this adjustment is an increase in premium as additional revenue will be required to cover the anticipated payment. Since the URRT requires the exchange user fee to be listed on an "allowed" basis, the final value included in the URRT was calculated by first taking exchange user fee PMPM of \$12.35 divided by the paid-to-allowed ratio to derive the "allowed" exchange user fee PMPM. This value was then divided by the market adjusted index rate to arrive at the final value of 2.7%.

The index rate was further adjusted by accounting for estimated recoveries from the state-based reinsurance program. Estimated recoveries applied in Table 5 and section II, worksheet 1 of the URRT were \$19.37 PMPM and \$25.17 PMPM, respectively. The value entered in the URRT is different since the calculation of the Market Adjusted Index Rate is done on an allowed claims basis in the URRT. The updated PMPM was derived by taking the original PMPM divided by the Paid to Allowed Average Factor. These values were entered as positive values in Table 5 and the URRT since the calculation subtracts these values. The effect for this adjustment is a decrease in premium as less revenue will be required due to the anticipated recovery.

The estimated recovery of \$19.37 PMPM was derived using data entered into tabs II.a and II.b of the PA Actuarial Memorandum exhibits. Data entered into tab II.a matches the experience period data described in the sections above. Tab II.b was populated by referencing the same source of experience captured in tab II.a, but the member-level incurred claims were trended forward two years to the projection period and adjusted to remove the effects of COVID-19 before allocating the data to each bin within the continuance table. Annual claims

trends of 6.30% and a COVID-19 adjustment factor of 1.076 were applied to estimate the projected member-level claims used to populate tab II.b.

Total Allowed Claims:

The Market-Adjusted Index Rate is further modified to develop the projected total allowed claims PMPM by adding the projected allowed non-EHB claims PMPM. Benefits that were offered outside EHB include routine foot care and acupuncture. The projected allowed claims for these benefits is \$1.04 PMPM.

**Retention Items**

Retention items related to this filing are shown in Table 6 of the PA Actuarial Memorandum Exhibits. Detailed discussions on each item are provided below.

Administrative Expenses:

Administrative costs of 11.9% of premium have been displayed in Table 6 and the URRT. This value has been derived from projected administrative costs for the projection period. These expenses are assumed to be uniform for all plan designs.


Taxes and Fees:

Taxes and Fees will remain at approximately 0.1% in 2022. This load accounts for the projected Federal Income Tax in 2022. Please note that the Risk Adjustment Administration Fee of \$0.25 PMPM and the projected PCORI Fee of \$0.22 PMPM were included in the Taxes and Fees field in Table 6 and the URRT.

Profit/Contingency:

The projected profit margin for this company has been decreased from 2% in 2021 to 0% in 2022. This value is listed in both Table 6 and the URRT. The same level of profit margin is expected for each plan included in this filing.

Projected Loss Ratio

The projected period loss ratio, using the federally-prescribed MLR methodology without the credibility adjustment, is 81.4%, as shown in Exhibit 1 of the Supporting Exhibits.

An exhibit displaying historical MLR information is provided in Exhibit 2 of the Supporting Exhibits. Loss ratios in the 'Actual' column have been calculated from data submitted in the most recent three-year MLR filing using the federally-prescribed MLR methodology without the credibility adjustment. Enrollment data in the 'Actual' column ties directly to the historical data included in Table 4 of the PA Actuarial Memorandum Exhibits. Loss ratios and enrollment data in the 'Pricing' columns are projected values taken from each calendar year's approved ACA rate filing.

As shown in Exhibit 2, actual and pricing values are often comparable, yet some differences exist. The actual MLR for 2017 was higher than expected due to claims experience and a risk adjustment transfer that were each less favorable than anticipated along with the fact that the last three months of CSR payments were not received. The pricing MLR for 2018 was lower than usual due to the large 34.3% CSR Defunding Adjustment that was applied to the rates. Enrollment projections were developed based on our anticipated competitive positioning in the market combined with enrollment data available at the time of the filing, and actual experience often played out somewhat differently than expected, especially considering that the captioned company expanded its service area to include several new counties in eastern Pennsylvania for the first time ever during this timespan.

### **Normalized Market-Adjusted Projected Allowed Total Claims**

Normalization factors for 2021 and 2022 are provided in Table 7 of the PA Actuarial Memorandum Exhibits. 2021 factors have been taken from the prior annual rate filing of the captioned company and market. Detailed discussion on each of the 2022 factors are provided below.

#### Average Age Factor:

The average age factor was calculated using our projected ACA-related Individual population with the prescribed HHS Age Factors for 2022. It was assumed this represents the age distribution of the entire single risk-pool. The number of members under each age bracket was multiplied by the corresponding HHS Age Factor. These were then summed and divided by the total number of members to obtain the average age factor. For UPMC's entire block of ACA-compliant Individual business, the average age factor is 1.900 and average age was 45.5 during the experience period. This preliminary age factor is then multiplied by an adjustment factor of 0.997, which accounts for the regulation that prohibits charging for more than three children per family, resulting in a final age calibration factor of 1.895. Please see Exhibit 3 in the Supporting Exhibits for the calculation of this factor.

#### Average Geographic Factor:

The calibration factor of 1.001 was calculated as the weighted average of the geographical factors using projected enrollment for the single risk pool, as shown in Exhibit 4 of the Supporting Exhibits. Please see the Geographic Factors section below for a discussion on the development of factors applied for each rating area.

#### Average Tobacco Factor:

The average tobacco factor was calculated using projected membership, which is assumed to have the same split for tobacco status as current membership. The member-weighted average of a 2.5% load applied for enrollees who qualify as tobacco users combined with a 0% load for non-tobacco users yields an average tobacco factor of 1.002. The derivation of this factor is shown below.

<b>Tobacco Status</b>	<b>Feb 2021 Enrollment Split</b>	<b>Tobacco Factor</b>	<b>Calibration Factor</b>
Non-User	92.7%	1.000	0.927
User	7.3%	1.025	0.075
<b>Total</b>	<b>100.0%</b>		<b>1.002</b>

#### Average Benefit Richness:

Benefit richness factors were calculated so that the average value is 1.0 when weighted with projected membership as demonstrated in Table 10 of the PA Actuarial Memorandum Exhibits.

#### Average Network Factor:

Network factors were calculated so that the average value is 1.0 when weighted with projected membership as demonstrated in Table 10 of the PA Actuarial Memorandum Exhibits.

### **Components of Rate Change**

Data to support the calculation of the components of the rate change is presented in Tables 8 and 9 of the PA Actuarial Memorandum Exhibits. Values presented in the 2021 columns have been taken from this company's 2021 annual rate filing.

### **Plan Rate Development**

Table 10 of the PA Actuarial Memorandum Exhibits has been populated as described in federal and state guidance to develop 2022 Plan Adjusted Index Rates. The allowable modifiers that are used in rate development are described below.

#### Plan Actuarial Value:

The AV for each plan was determined by the issuer's own pricing model based on experience from UPMC's fully-insured commercial block of business. This model calculates an AV for a given plan by first trending 2019 allowed claims data forward three years to the projection period, calculating paid amounts for each benefit category based on the benefit design of a given plan and projected allowed claims data, and taking the ratio of the total projected paid claims to projected allowed claims. Since the same tool was used for all plans, this eliminates any impact from morbidity at the plan level, and differing rate increases by product type are purely based on differences in benefit design for all plans within a given product.

#### Benefit Richness (induced demand)

Benefit richness factors were calculated using the formula  $(\text{Plan AV})^2 - (\text{Plan AV}) + 1.24$ , where (Plan AV) is equal to the product of the Plan AV described above and the Non-Funding of CSR Adjustment described below on a plan-by-plan basis. This formula was prescribed by the Pennsylvania Insurance Department and has been developed to produce induced demand factors that mimic those determined by HHS. The initial factors calculated using this formula were then normalized against projected membership by plan.

#### Benefits in addition to EHBs

Benefits that will be offered outside EHB include routine foot care and acupuncture. The projected allowed claims for these benefits is \$1.04 PMPM. The adjustment factor of 1.002 included in Table 10 has been derived by adding the aforementioned PMPM to the projected index rate for 2022 and dividing this total by the same index rate, causing the adjustment to be applied uniformly to all plans.

#### Provider Network

Please see the Network Factors section below for a discussion on the development of the provider network factors applied in Table 10.

### Catastrophic Eligibility

No adjustments were made for catastrophic plans. Current enrollment is minimal and not credible.

### Non-Funding of CSR Adjustment

To account for the elimination of funding for cost-share reduction subsidies, the Pennsylvania Insurance Department has mandated the rates for all silver plans offered both on and off the Federal Marketplace be increased by a factor of 1.22 in Table 10 of the Actuarial Memorandum Rate Exhibits. Several off-exchange only silver plans have been included for 2022 to minimize disruption to non-subsidized members enrolled in silver plans.

## **Plan Premium Development for 21-Year-Old Non-Tobacco User**

Table 11 of the PA Actuarial Memorandum Exhibits has been populated as described in federal and state guidance. 2022 rates calculated in this tables were tested to ensure that they match those included in the PA Plan Design Summary and Rate Tables, Federal Rates Template, and the binder.

## **Plan Factors**

### **Age and Tobacco Factors**

As indicated in Table 12 of the PA Actuarial Memorandum Exhibits, the default federal standard age curve for 2022 is used in the development of the Consumer Adjusted Premium Rates. A tobacco load of 2.5% will be used for all 21-and-over age bands in the Individual market in 2022. This load has not changed from 2021.

### **Geographic Factors**

The geographic rating areas used within this filing are the same as those defined by the state. To better reflect the varying costs of delivery between each geographical region in which coverage is offered, rating area factors have been updated for 2022. The table below summarizes changes in these factors:

Region	2021	2022
1	0.95	0.97
2	1.15	1.16
3	1.26	1.28
4	0.95	0.97
5	0.95	0.97
6	1.41	1.43
7	1.36	1.45
9	1.20	1.27

## **Network Factors**

Network factors for 2022 were calculated to reflect cost differentials between networks and to ensure normalization using projected membership as demonstrated in Table 10 of the PA Actuarial Memorandum Exhibits. No major changes in cost differentials between networks are expected for 2022, so the relativities between network factors have been kept the same, and the factors have simply been re-normalized. The current and proposed network factors are also shown in Table 14 of the PA Actuarial Memorandum Exhibits.

## **Service Area Composition**

Table 13 of the PA Actuarial Memorandum Exhibits shows the areas in which plans will be offered in 2022. Service area maps for 2021 and 2022 have been uploaded in the Supporting Documentation section in SERFF.

## **Composite Rating**

No composite rating is used with these plans.

## **Warning Alerts**

Several warning messages appear after clicking the validate button in the URRT. These messages highlight the fact that several terminated plans have entries of zero in the current enrollment and premium PMPM fields on worksheet 2 of the URRT. These particular plans were terminated prior to 2021 but have experience in 2020 and therefore must be included in the URRT. Similar error messages appeared in the prior year's version of the URRT for the captioned company.



## List of Supporting Exhibits

Supporting exhibits have been included with the rate filing to assist with the review process. Below is a list summarizing the contents of each exhibit.

- Exhibit 1: Derivation of Projection Period MLR
- Exhibit 2: Actual vs Pricing MLR & Member Months
- Exhibit 3: Derivation of Age Calibration Factor
- Exhibit 4: Derivation of Geographical Calibration Factor
- Exhibit 5: Derivation of Annual Trend
- Exhibit 6: Derivation of Change in Network Factor
- Exhibit 7: Derivation of 3-child Cap Adjustment Factor
- Exhibit 8: Derivation of Change in Other Factor
- Exhibit 9: Derivation of Agent/Broker Fees and Commissions
- Exhibit 10: Derivation of COVID-19 Adjustment Factors
- Exhibit 11: Derivation of 2020 Covid-Adjusted Claims Detail by Service Category
- Exhibit 12: Support for Rating Area Factor Changes
- Exhibit 13: Enrollment Data from January - May 2021
- Exhibit 14: Historical Actual & Projected Claims Data
- Exhibit 15: Historical & Projected Financial Gains/Losses

## Actuarial Certification

I, [REDACTED], am a Member of the American Academy of Actuaries. I am currently a Manager in the Actuarial Services department for UPMC Health Plan. I certify that:

- All factor, benefit and other changes from the prior approved filing have been disclosed in this actuarial memorandum.
- New plans cannot be considered modifications of existing plans under the uniform modification standards in 45 CFR 147.106.
- The information presented in the PA Actuarial Memorandum and PA Actuarial Memorandum Rate Exhibits is consistent with the information presented in the 2022 Rate Filing Justification.
- The projected Index Rate is:
  - a. In compliance with all applicable state and Federal statutes and regulations (45 CFR 156.80 and 147.102)
  - b. Developed in compliance with the applicable Actuarial Standards of Practice
  - c. Reasonable in relation to the benefits provided and the population anticipated to be covered
  - d. Neither excessive nor deficient
- The Index Rate and only the allowable modifiers as described in 45 CFR 156.80(d)(1) and 156.80(d)(2) were used to generate plan level rates.
- The geographic rating factors reflect only differences in the costs of delivery and do not include differences for population morbidity by geographic area.
- The AV Calculator was used to determine the AV Metal Values shown in Worksheet 2 of the Part I URRT for all plans except those specified in the certification.

7/13/2021

Date

PA Rate Template Part I  
Data Relevant to the Rate Filing

Table 0. Identifying Information

Carrier Name:	UPMC HEALTH OPTIONS INC.
Products:	PPO, EPO
Market Segment:	Individual
Rate Effective Date:	1/1/2022
Base Period Start Date:	1/1/2020
Date of Most Recent Membership:	2/1/2021

to 12/31/2022  
to 12/31/2020

Table 1. Number of Members

	Member-months Experience Period	Members Current Period (as of 02-01-2021)	Member-months Projected Rating Period
Average Age	45.5	45.5	45.5
Total	1,440,422	110,090	1,324,200
<18	101,724	7,795	93,540
18-24	86,295	6,440	77,280
25-29	92,969	7,065	84,780
30-34	103,422	8,125	98,124
35-39	100,133	7,815	93,780
40-44	99,784	7,852	92,688
45-49	112,045	8,374	100,488
50-54	151,506	11,464	138,192
55-59	217,647	16,209	194,508
60-64	276,907	21,117	254,016
65+	98,051	7,834	94,632

Table 2. Experience Period Claims and Premiums

Earned Premium	Paid Claims	Ultimate Incurred Claims	Member Months	Estimated Cost Sharing (Member + HHS)	Allowed Claims (Non-Capitated)	Non-EHB portion of Allowed Claims	Total Prescription Drug Rebates*	Total EHB Capitation	Total Non-EHB Capitation	Estimated Risk Adjustment	Estimated Reinsurance Recoveries
\$ 779,278,097.40	\$ 637,644,627.61	\$ 643,078,989.84	1,440,422	\$ 125,104,697.44	\$ 768,183,687.28	\$ 1,244,634.96	\$ (54,865,679.98)	\$ 1,339,592.46		\$ (27,483,388.23)	\$ 495.24
Experience Period Total Allowed EHB Claims + EHB Capitation PMPM (net of prescription drug rebates)											\$ 78.42%
Loss Ratio											78.42%

\*Express Prescription Drug Rebates as a negative number

Table 3. Trend Components

Service Category	Cost*	Utilization*	Induced Demand*	Composite Trend	Weight*
Inpatient Hospital	9.25%	0.72%	0.00%	10.04%	22.14%
Outpatient Hospital	4.60%	0.85%	0.00%	5.50%	26.47%
Professional	1.73%	-0.49%	0.00%	1.24%	333.11
Other Medical	8.65%	-3.37%	0.00%	4.99%	12.95%
Capitation				0.00%	0.00%
Prescription Drugs				8.12%	21.09%
Total Annual Trend	12.34%	-3.76%	0.00%	6.30%	100.00%
Months of Trend				24	
Total Applied Trend Projection Factor				1.130	

\* Express Cost, Utilization, Induced Utilization and Weight as percentages

\*\* Should equal UBBT Trend

Table 4. Historical Experience

Month-Year	Total Annual Premium	Incurred Claims	Completion Factors*	Ultimate Incurred Claims	Members	Ultimate Incurred PMPM	Estimated Annual Cost Sharing (Member + HHS)	Prescription Drug Rebates**	Allowed Claims (Net of Prescription Drug Rebates)	Allowed PMPM
Jan-17	\$	40,545,379.85	1.0000	\$ 40,545,379.85	139,589	\$ 290.46	\$	\$ (2,715,006.03)	\$ 55,762,500.78	\$ 399.49
Feb-17	\$	41,627,526.00	1.0000	\$ 41,627,526.00	142,741	\$ 291.61	\$	\$ (2,726,351.32)	\$ 55,226,358.88	\$ 386.89
Mar-17	\$	48,098,147.50	1.0000	\$ 48,098,147.50	141,966	\$ 334.50	\$	\$ (2,800,118.70)	\$ 62,163,118.06	\$ 433.11
Apr-17	\$	44,310,461.16	1.0000	\$ 44,310,461.16	142,331	\$ 311.32	\$	\$ (2,768,317.95)	\$ 56,528,080.07	\$ 397.16
May-17	\$	47,701,882.51	1.0000	\$ 47,701,882.51	140,211	\$ 340.21	\$	\$ (2,727,101.95)	\$ 60,148,322.88	\$ 430.41
Jun-17	\$	46,902,160.81	1.0000	\$ 46,902,160.81	138,685	\$ 338.19	\$	\$ (2,697,413.21)	\$ 58,650,118.93	\$ 421.46
Jul-17	\$	45,845,970.94	1.0000	\$ 45,845,970.94	137,198	\$ 334.16	\$	\$ (2,668,501.10)	\$ 56,129,924.28	\$ 409.12
Aug-17	\$	51,845,348.28	1.0000	\$ 51,845,348.28	135,749	\$ 381.92	\$	\$ (2,640,318.05)	\$ 62,503,113.26	\$ 460.43
Sep-17	\$	46,105,361.27	1.0000	\$ 46,105,361.27	134,091	\$ 343.86	\$	\$ (2,608,069.89)	\$ 55,891,771.27	\$ 416.82
Oct-17	\$	54,142,312.30	1.0000	\$ 54,142,312.30	132,463	\$ 408.73	\$	\$ (2,576,444.25)	\$ 60,925,958.32	\$ 459.94
Nov-17	\$	53,219,166.04	1.0000	\$ 53,219,166.04	130,282	\$ 408.49	\$	\$ (2,533,984.90)	\$ 59,243,126.17	\$ 454.73
Dec-17	\$ 621,597,643.26	\$ 50,533,603.53	1.0000	\$ 50,533,603.53	126,843	\$ 398.30	\$ 160,365,236.61	\$ (2,467,086.30)	\$ 58,699,142.88	\$ 440.20
Jan-18	\$	51,556,093.74	1.0000	\$ 51,556,093.74	145,014	\$ 355.22	\$	\$ (3,806,617.50)	\$ 64,079,822.94	\$ 441.89
Feb-18	\$	50,849,914.75	1.0000	\$ 50,849,914.75	142,790	\$ 356.12	\$	\$ (3,748,237.50)	\$ 60,728,820.91	\$ 425.30
Mar-18	\$	53,246,669.76	1.0000	\$ 53,246,669.76	140,612	\$ 378.68	\$	\$ (3,691,065.00)	\$ 63,386,913.24	\$ 450.79
Apr-18	\$	58,732,213.56	1.0000	\$ 58,732,213.56	139,124	\$ 422.16	\$	\$ (3,652,005.00)	\$ 67,877,604.28	\$ 487.89
May-18	\$	56,538,162.45	1.0000	\$ 56,538,162.45	137,508	\$ 411.16	\$	\$ (3,609,585.00)	\$ 65,617,426.31	\$ 477.19
Jun-18	\$	53,862,115.61	1.0000	\$ 53,862,115.61	136,032	\$ 395.95	\$	\$ (3,570,840.00)	\$ 61,504,729.69	\$ 452.13
Jul-18	\$	53,077,822.08	1.0000	\$ 53,077,822.08	136,661	\$ 473.21	\$	\$ (3,429,956.25)	\$ 68,771,101.68	\$ 516.36
Aug-18	\$	58,545,950.71	1.0000	\$ 58,545,950.71	133,442	\$ 438.74	\$	\$ (3,388,113.70)	\$ 63,112,482.92	\$ 489.75
Sep-18	\$	54,044,771.30	1.0000	\$ 54,044,771.30	132,026	\$ 409.35	\$	\$ (3,465,682.50)	\$ 60,263,822.93	\$ 456.45
Oct-18	\$	61,832,027.36	1.0000	\$ 61,832,027.36	130,661	\$ 473.21	\$	\$ (3,429,956.25)	\$ 68,771,101.68	\$ 516.36
Nov-18	\$	57,444,181.11	1.0000	\$ 57,444,181.11	129,071	\$ 445.06	\$	\$ (3,388,113.70)	\$ 63,112,482.92	\$ 489.75
Dec-18	\$ 842,388,487.80	\$ 59,008,024.35	1.0000	\$ 59,008,024.35	126,920	\$ 464.92	\$ 140,189,035.18	\$ (3,331,650.00)	\$ 64,312,050.15	\$ 506.71
Jan-19	\$	54,313,241.87	1.0000	\$ 54,313,241.87	139,130	\$ 390.38	\$	\$ (3,334,749.00)	\$ 67,891,777.27	\$ 487.97
Feb-19	\$	51,925,145.70	1.0000	\$ 51,925,145.70	137,533	\$ 377.55	\$	\$ (3,304,751.60)	\$ 62,102,475.66	\$ 451.55
Mar-19	\$	56,110,377.62	1.0000	\$ 56,110,377.62	135,513	\$ 414.06	\$	\$ (3,241,556.90)	\$ 66,176,262.15	\$ 488.34
Apr-19	\$	60,010,931.08	1.0000	\$ 60,010,931.08	134,150	\$ 447.34	\$	\$ (3,198,895.00)	\$ 69,271,624.19	\$ 517.12
May-19	\$	58,533,387.24	1.0000	\$ 58,533,387.24	132,280	\$ 443.21	\$	\$ (3,143,949.00)	\$ 67,190,456.93	\$ 507.54
Jun-19	\$	54,234,830.74	1.0000	\$ 54,234,830.74	130,870	\$ 414.42	\$	\$ (3,096,231.00)	\$ 61,290,549.59	\$ 468.33
Jul-19	\$	59,571,899.74	1.0000	\$ 59,571,899.74	129,155	\$ 461.24	\$	\$ (3,042,551.50)	\$ 66,746,228.09	\$ 516.79
Aug-19	\$	58,403,716.27	1.0000	\$ 58,403,716.27	127,733	\$ 457.24	\$	\$ (3,088,021.60)	\$ 65,164,703.94	\$ 510.16
Sep-19	\$	56,708,601.36	1.0000	\$ 56,708,601.36	125,191	\$ 449.36	\$	\$ (3,049,869.60)	\$ 62,812,072.96	\$ 498.23
Oct-19	\$	63,067,571.68	1.0000	\$ 63,067,571.68	124,831	\$ 505.22	\$	\$ (3,007,210.30)	\$ 69,669,055.43	\$ 558.11
Nov-19	\$	56,120,348.44	1.0000	\$ 56,120,348.44	123,291	\$ 455.18	\$	\$ (3,050,070.90)	\$ 61,738,087.33	\$ 500.66
Dec-19	\$ 845,498,385.96	\$ 59,110,367.03	1.0000	\$ 59,110,367.03	121,154	\$ 493.85	\$ 145,560,424.61	\$ (3,024,210.20)	\$ 61,170,216.84	\$ 517.67
Jan-20	\$	50,925,057.06	0.9940	\$ 51,230,354.28	126,146	\$ 406.12	\$	\$ (3,004,905.14)	\$ 64,181,512.90	\$ 508.79
Feb-20	\$	51,097,784.61	0.9999	\$ 51,103,647.48	124,393	\$ 410.82	\$	\$ (2,978,129.37)	\$ 60,575,726.31	\$ 486.97
Mar-20	\$	50,947,056.66	0.9998	\$ 50,958,054.92	122,845	\$ 414.82	\$	\$ (3,079,166.00)	\$ 58,178,454.25	\$ 473.96
Apr-20	\$	42,010,164.85	0.9996	\$ 41,024,931.80	122,241	\$ 341.78	\$	\$ (4,566,216.87)	\$ 43,622,738.11	\$ 359.11
May-20	\$	45,635,218.82	0.9991	\$ 45,674,831.46	121,238	\$ 376.74	\$	\$ (4,617,935.42)	\$ 49,909,080.98	\$ 411.66
Jun-20	\$	56,196,788.78	0.9979	\$ 56,311,566.64	120,386	\$ 467.78	\$	\$ (4,585,502.74)	\$ 62,394,935.04	\$ 518.29
Jul-20	\$	57,897,154.52	0.9973	\$ 58,056,264.11	119,768	\$ 484.76	\$	\$ (4,546,193.12)	\$ 63,688,120.95	\$ 531.79
Aug-20	\$	57,324,333.15	0.9879	\$ 58,023,945.61	118,956	\$ 487.78	\$	\$ (4,531,034.04)	\$ 63,220,596.52	\$ 531.46
Sep-20	\$	56,869,614.72	0.9927	\$ 57,288,746.60	118,073	\$ 485.20	\$	\$ (4,497,490.57)	\$ 62,115,093.20	\$ 527.77
Oct-20	\$	57,448,990.31	0.9882	\$ 58,127,020.99	117,012	\$ 496.85	\$	\$ (4,456,807.99)	\$ 62,112,525.34	\$ 539.31
Nov-20	\$	54,999,116.90	0.9775	\$ 56,264,860.78	115,654	\$ 486.49	\$	\$ (4,405,260.88)	\$ 60,046,907.31	\$ 519.19
Dec-20	\$ 779,278,097.40	\$ 56,293,475.01	0.9486	\$ 59,342,269.62	113,708	\$ 521.88	\$ 225,104,697.44	\$ (4,331,137.72)	\$ 63,115,368.94	\$ 555.07

\* Express Completion Factor as a percentage

\*\* Express Prescription Drug Rebates as a negative number

Carrier Name: UPMC HEALTH OPTIONS INC.  
Product(s): PPO, EPO  
Market Segment: Individual  
Rate Effective Date: 3/1/2022

Table 2b. Manual Experience Period Claims and Premiums

Earned Premium	Paid Claims	Ultimate Incurred Claims	Member Months	Estimated Cost Sharing (Member + HHS)	Allowed Claims (Non-Capitated)	Non-EHB portion of Allowed Claims	Total Prescription Drug Rebates*	Total EHB Capitation	Total Non-EHB Capitation	Estimated Risk Adjustment	Estimated Reinsurance Recoveries
\$ 779,278,097.40	\$ 637,644,627.61	\$ 643,078,989.84	1,440,422	\$ 125,104,697.44	\$ 768,183,687.28	\$ 1,244,634.96	\$ (54,865,673.98)	\$ 1,339,592.46	\$ -	\$ (27,483,388.23)	\$ 495.28
Experience Period Total Allowed EHB Claims + EHB Capitation PMPM (net of prescription drug rebates)											\$ 78.42%
Loss Ratio											

\*Express Prescription Drug Rebates as a negative number

Table 3b. Manual Trend Components

Service Category	Cost*	Utilization*	Induced Demand*	Composite Trend	Weight*
Inpatient Hospital	9.25%	0.72%	0.00%	10.04%	22.14%
Outpatient Hospital	4.60%	0.85%	0.00%	5.50%	26.67%
Professional	1.73%	-0.49%	0.00%	1.24%	17.16%
Other Medical	8.65%	-3.37%	0.00%	4.99%	12.39%
Capitation				0.00%	0.00%
Prescription Drugs	12.34%	-3.76%	0.00%	8.12%	21.09%
Total Annual Trend				6.30%	100.00%
Months of Trend				24	
Total Applied Trend Projection Factor				1.130	

\* Express Cost, Utilization, Induced Utilization and Weight as percentages

Table 4b. Historical Manual Experience

Month-Year	Total Annual Premium	Incurred Claims	Completion Factors*	Ultimate Incurred Claims	Members	Ultimate Incurred PMPM	Estimated Annual Cost Sharing (Member + HHS)	Prescription Drug Rebates**	Allowed Claims (Net of Prescription Drug Rebates)	Allowed PMPM
Jan-17	\$ 621,597,643.20	\$ 40,545,379.85	1.0000	\$ 40,545,379.85	139,389	\$ 290.46	\$ 160,365,236.61	\$ (2,715,006.09)	\$ 35,762,500.78	\$ 399.48
Feb-17		\$ 41,627,926.00	1.0000	\$ 41,627,926.00	142,743	\$ 291.63		\$ (2,776,351.35)	\$ 35,226,304.88	\$ 386.89
Mar-17		\$ 48,098,547.59	1.0000	\$ 48,098,547.59	143,966	\$ 334.10		\$ (2,800,138.70)	\$ 62,353,218.06	\$ 433.11
Apr-17		\$ 44,310,461.16	1.0000	\$ 44,310,461.16	142,331	\$ 311.32		\$ (2,768,337.95)	\$ 56,528,080.07	\$ 397.16
May-17		\$ 47,701,882.51	1.0000	\$ 47,701,882.51	140,211	\$ 340.21		\$ (2,727,103.95)	\$ 60,348,322.98	\$ 430.41
Jun-17		\$ 46,902,160.81	1.0000	\$ 46,902,160.81	138,685	\$ 336.19		\$ (2,697,432.25)	\$ 58,450,719.93	\$ 421.46
Jul-17		\$ 45,845,970.94	1.0000	\$ 45,845,970.94	137,198	\$ 334.16		\$ (2,668,501.30)	\$ 56,129,924.28	\$ 409.12
Aug-17		\$ 51,845,348.28	1.0000	\$ 51,845,348.28	135,749	\$ 381.92		\$ (2,640,318.05)	\$ 62,503,113.26	\$ 460.43
Sep-17		\$ 46,105,361.37	1.0000	\$ 46,105,361.37	134,091	\$ 343.84		\$ (2,608,069.95)	\$ 55,891,771.37	\$ 416.82
Oct-17		\$ 54,142,312.30	1.0000	\$ 54,142,312.30	132,465	\$ 408.73		\$ (2,576,444.25)	\$ 60,925,958.32	\$ 459.94
Nov-17		\$ 53,219,166.04	1.0000	\$ 53,219,166.04	130,282	\$ 406.49		\$ (2,533,984.90)	\$ 59,243,126.17	\$ 454.73
Dec-17		\$ 50,531,603.53	1.0000	\$ 50,531,603.53	126,843	\$ 398.38		\$ (2,467,096.35)	\$ 55,899,542.04	\$ 440.70
Jan-18	\$ 842,388,487.80	\$ 51,556,093.74	1.0000	\$ 51,556,093.74	145,014	\$ 355.52	\$ 140,189,035.18	\$ (3,806,617.50)	\$ 64,079,822.94	\$ 441.89
Feb-18		\$ 50,849,914.75	1.0000	\$ 50,849,914.75	142,790	\$ 356.12		\$ (3,748,237.50)	\$ 60,728,820.91	\$ 425.30
Mar-18		\$ 53,246,669.76	1.0000	\$ 53,246,669.76	140,612	\$ 378.68		\$ (3,691,065.00)	\$ 63,386,913.24	\$ 450.79
Apr-18		\$ 58,732,213.56	1.0000	\$ 58,732,213.56	139,124	\$ 422.16		\$ (3,652,005.00)	\$ 67,877,624.38	\$ 487.89
May-18		\$ 56,538,162.45	1.0000	\$ 56,538,162.45	137,508	\$ 411.16		\$ (3,609,585.00)	\$ 65,617,626.31	\$ 477.19
Jun-18		\$ 53,862,115.63	1.0000	\$ 53,862,115.63	136,032	\$ 395.95		\$ (3,570,840.00)	\$ 61,504,729.69	\$ 452.13
Jul-18		\$ 53,977,822.08	1.0000	\$ 53,977,822.08	134,823	\$ 400.36		\$ (3,539,103.75)	\$ 61,393,888.22	\$ 455.37
Aug-18		\$ 58,545,950.71	1.0000	\$ 58,545,950.71	133,442	\$ 438.74		\$ (3,502,852.50)	\$ 65,936,388.16	\$ 494.12
Sep-18		\$ 54,044,771.30	1.0000	\$ 54,044,771.30	132,026	\$ 409.35		\$ (3,465,682.50)	\$ 60,263,922.93	\$ 456.45
Oct-18		\$ 61,832,027.56	1.0000	\$ 61,832,027.56	130,665	\$ 473.21		\$ (3,429,956.25)	\$ 68,777,103.68	\$ 526.36
Nov-18		\$ 57,444,181.11	1.0000	\$ 57,444,181.11	129,071	\$ 445.06		\$ (3,388,113.75)	\$ 63,212,682.92	\$ 489.75
Dec-18		\$ 59,008,024.35	1.0000	\$ 59,008,024.35	126,920	\$ 464.92		\$ (3,331,650.00)	\$ 64,312,050.15	\$ 506.71
Jan-19	\$ 845,498,285.50	\$ 54,313,241.87	1.0000	\$ 54,313,241.87	139,130	\$ 390.38	\$ 145,560,424.61	\$ (4,354,709.00)	\$ 67,891,777.57	\$ 487.97
Feb-19		\$ 51,925,145.70	1.0000	\$ 51,925,145.70	137,532	\$ 377.55		\$ (4,304,751.60)	\$ 62,102,475.96	\$ 451.55
Mar-19		\$ 56,110,377.62	1.0000	\$ 56,110,377.62	135,513	\$ 414.06		\$ (4,241,556.80)	\$ 66,176,262.15	\$ 488.34
Apr-19		\$ 60,010,931.08	1.0000	\$ 60,010,931.08	134,150	\$ 447.34		\$ (4,198,895.00)	\$ 69,371,624.19	\$ 517.12
May-19		\$ 58,531,387.24	1.0000	\$ 58,531,387.24	132,380	\$ 442.15		\$ (4,143,494.00)	\$ 67,190,645.43	\$ 507.56
Jun-19		\$ 54,234,830.74	1.0000	\$ 54,234,830.74	130,870	\$ 414.42		\$ (4,096,231.00)	\$ 61,290,949.59	\$ 468.33
Jul-19		\$ 59,571,899.74	1.0000	\$ 59,571,899.74	129,155	\$ 461.24		\$ (4,042,551.50)	\$ 66,746,228.99	\$ 516.79
Aug-19		\$ 58,403,716.27	1.0000	\$ 58,403,716.27	127,732	\$ 457.24		\$ (3,999,011.60)	\$ 65,164,170.34	\$ 510.16
Sep-19		\$ 56,708,601.36	1.0000	\$ 56,708,601.36	126,192	\$ 449.38		\$ (3,949,809.60)	\$ 62,872,072.96	\$ 498.23
Oct-19		\$ 63,067,571.68	1.0000	\$ 63,067,571.68	124,831	\$ 505.22		\$ (3,907,210.30)	\$ 69,669,055.43	\$ 558.11
Nov-19		\$ 56,120,348.44	1.0000	\$ 56,120,348.44	123,293	\$ 455.18		\$ (3,859,070.90)	\$ 61,728,087.33	\$ 500.66
Dec-19		\$ 59,710,367.03	1.0000	\$ 59,710,367.03	121,154	\$ 492.85		\$ (3,792,120.20)	\$ 65,177,023.94	\$ 537.97
Jan-20	\$ 779,278,097.40	\$ 50,925,057.06	0.9940	\$ 51,230,342.28	125,146	\$ 406.12	\$ 125,104,697.44	\$ (4,804,901.14)	\$ 64,181,912.90	\$ 508.79
Feb-20		\$ 51,097,784.63	0.9999	\$ 51,103,647.48	124,393	\$ 410.82		\$ (4,738,129.37)	\$ 60,575,726.31	\$ 486.97
Mar-20		\$ 50,947,056.66	0.9998	\$ 50,958,054.92	122,845	\$ 414.82		\$ (4,679,166.05)	\$ 58,174,454.25	\$ 473.56
Apr-20		\$ 42,010,016.85	0.9996	\$ 42,024,933.80	122,243	\$ 343.78		\$ (4,656,235.87)	\$ 43,922,873.81	\$ 359.31
May-20		\$ 45,635,238.82	0.9991	\$ 45,674,831.46	121,238	\$ 376.74		\$ (4,617,955.42)	\$ 49,809,080.98	\$ 411.66
Jun-20		\$ 56,196,788.78	0.9978	\$ 56,313,566.64	120,386	\$ 467.78		\$ (4,585,502.74)	\$ 62,394,935.64	\$ 518.29
Jul-20		\$ 57,897,154.52	0.9973	\$ 58,056,268.11	119,768	\$ 484.74		\$ (4,561,963.12)	\$ 63,688,120.39	\$ 531.76
Aug-20		\$ 57,324,333.15	0.9879	\$ 58,023,945.61	118,956	\$ 487.78		\$ (4,531,034.04)	\$ 63,220,596.52	\$ 531.46
Sep-20		\$ 56,869,614.72	0.9927	\$ 57,288,746.60	118,073	\$ 485.20		\$ (4,497,400.57)	\$ 62,315,093.20	\$ 527.77
Oct-20		\$ 57,448,990.51	0.9882	\$ 58,137,102.99	117,012	\$ 496.85		\$ (4,456,987.08)	\$ 63,112,535.51	\$ 539.37
Nov-20		\$ 54,999,116.90	0.9775	\$ 56,294,860.78	115,654	\$ 486.49		\$ (4,405,260.86)	\$ 60,046,907.31	\$ 519.19
Dec-20		\$ 56,293,475.01	0.9486	\$ 59,342,269.62	113,708	\$ 521.88		\$ (4,331,137.72)	\$ 63,115,368.94	\$ 555.07

\* Express Completion Factor as a percentage

\*\*Express Prescription Drug Rebates as a negative number

**PA Rate Template Part II**  
**Rate Development and Change**

Carrier Name: UPMC HEALTH OPTIONS INC.  
Products: PPO, EPO  
Market Segment: Individual  
Rate Effective Date: 1/1/2022

**Table 5. Development of the Projected Index Rate, Market-Adjusted Index Rate, and Total Allowed Claims**

Development of the Projected Index Rate	Actual Experience Data	Manual Data	
Total Allowed EHB Claims + EHB Capitation PMPM (net of prescription drug rebates) PMPM	\$ 495.28	\$ 495.28	< Actual Experience PMPM should be consistent with the Index Rate for Experience Period on URRT
Two year trend projection factor	1.130	1.130	
Unadjusted Projected Allowed EHB Claims PMPM	\$ 559.65	\$ 559.65	
<u>Single Risk Pool Adjustment Factors</u>			
Change in Morbidity - Impact of Reinsurance Program	0.999	0.999	
Change in Morbidity - All Other	1.000	1.000	< See URRT Instructions
Total Non-Morbidity Changes	1.068	1.068	
Change in Demographics	1.000	1.000	< See URRT Instructions
Change in Network	0.992	0.992	< See URRT Instructions
Change in Benefits	1.000	1.000	< See URRT Instructions
Change in Other	1.076	1.076	< See URRT Instructions
Total Adjusted Projected Allowed EHB Claims PMPM	\$ 597.02	\$ 597.02	
Credibility Factors	100%	0%	< See Instructions
Blended Projected EHB Claims PMPM	\$ 597.02	\$ 597.02	< Projected Index Rate
<u>Development of the Market-Adjusted Index Rate and Total Allowed Claims</u>			
Adjusted Projected Allowed EHB Claims PMPM	\$ 597.02		< Index Rate for Projection Period on URRT
Projected Paid to Allowed Ratio	0.769		
Projected Incurred EHB Claims PMPM	\$ 459.39		
Market-wide Adjustments			
Projected Incurred Risk Adjustment PMPM	-519.09		
Projected Incurred Exchange User Fees PMPM	\$12.39		
Projected Incurred Reinsurance Recoveries PMPM	\$13.37		
Market-Adjusted Projected Incurred EHB Claims PMPM	\$ 471.46		
Market-Adjusted Projected Allowed EHB Claims PMPM	\$ 612.71		< Market-Adjusted Index Rate
Projected Allowed Non-EHB Claims PMPM	\$ 1.04		
Market-Adjusted Projected Incurred Total Claims PMPM	\$ 472.26		
Market-Adjusted Projected Allowed Total Claims PMPM	\$ 613.75		

**Table 6. Retention**

Retention Items - Express in percentages	Percentages	PMPM Amounts
Administrative Expenses	11.95%	\$64.13
General and Claims	5.70%	\$52.88
Agent/Broker Fees and Commissions	1.45%	\$7.79
Quality Improvement Initiatives	0.84%	\$4.52
Taxes and Fees	0.05%	\$0.47
Risk Adjustment User Fee	0.05%	\$0.25
PCORI Fee	0.04%	\$0.22
PA Premium & Other Taxes (if applicable)	0.00%	\$0.00
Federal Income Tax	0.00%	\$0.00
Health Insurance Providers Fee (Prorated for Small Groups only)	0.00%	\$0.00
Profit/Contingency (after tax)	0.00%	\$0.00
Total Retention	12.03%	\$64.60
Projected Required Revenue PMPM		\$ 536.86

**Table 8. Components of Rate Change**

Rate Components	2021	2022	Difference	Percent Change
A. Calibrated Plan Adjusted Index Rate (PMPM)	\$ 283.24	\$ 284.35	\$ 1.12	0.4%
B. Base period allowed claims before normalization	\$ 508.21	\$ 495.28	\$ (12.93)	-4.6%
C. Normalization factor component of change	\$ (239.37)	\$ (234.68)	\$ 4.69	1.7%
D. Change in Normalized Allowed Claims Adjustment Components				
D1. Base period allowed claims after normalization	\$ 268.84	\$ 260.80	\$ (8.24)	-2.9%
D2. URRT Trend	\$ 33.26	\$ 33.87	\$ 0.58	0.2%
D3. URRT Morbidity	\$ 2.72	\$ (0.29)	\$ (3.01)	-1.1%
D4. URRT Other	\$ (1.70)	\$ 19.96	\$ 21.66	7.6%
D5. Normalized URRT Risk Adjustment on an allowed basis	\$ 17.77	\$ 13.85	\$ (4.72)	-1.7%
D6. Normalized Exchange User Fee on an allowed basis	\$ 8.56	\$ 8.44	\$ (0.12)	0.0%
D7. Normalized Reinsurance Recoveries on an allowed basis	\$ (15.75)	\$ (13.24)	\$ 2.51	0.9%
D8. Subtotal - Sum(D1-D7)	\$ 313.72	\$ 322.38	\$ 8.66	3.1%
E. Change in Allowable Plan-Adjusted Level Components				
E1. Network	\$ (0.00)	\$ 0.02	\$ 0.02	0.0%
E2. Pricing AV	\$ (56.01)	\$ (74.32)	\$ (18.31)	-6.5%
E3. Benefit Richness	\$ (0.00)	\$ (0.00)	\$ (0.00)	0.0%
E4. Catastrophic Eligibility	\$ -	\$ -	\$ -	0.0%
E5. Subtotal - Sum(E1-E4)	\$ (56.02)	\$ (74.33)	\$ (18.31)	-6.5%
F. Change in Retention Components				
F1. Administrative Expenses	\$ 38.88	\$ 33.97	\$ (4.91)	-1.7%
F2. Taxes and Fees	\$ 0.24	\$ 0.25	\$ 0.01	0.0%
F3. Profit and/or Contingency	\$ 5.66	\$ (5.66)	\$ (11.32)	-2.0%
F4. Subtotal - Sum(F1-F3)	\$ 44.78	\$ 34.22	\$ (10.56)	-3.7%
G. Change in Miscellaneous Items	\$ -	\$ -	\$ -	0.0%
H. Sum of Components of Rate Change (should approximate the change shown in line A)	\$ 302.48	\$ 282.27	\$ (20.21)	-7.1%

**For Informational Purposes only - No input required.**

Blended Base Period Unadjusted Claims before Normalization	\$ 495.28	< Index Rate of Experience Period on URRT
Blended Earned Premium	\$ 779,278,997.40	
Blended Loss Ratio	78.42%	

**Table 5A. Small Group Projected Index Rate with Quarterly Trend**

Effective Date	1/1/2022	4/1/2022	7/1/2022	10/1/2022	Total Single Risk Pool
# of Member Months Remaining in Quarter	4	3	3	3	4
Adjusted Projected Allowed EHB Claims PMPM	\$ 597.02	\$ 597.02	\$ 597.02	\$ 597.02	\$ 597.02
Months of Trend	-	3	6	9	
Annual Trend	0.00%	0.00%	0.00%	0.00%	
Single Risk Pool Projected Allowed Claims	\$ 597.02	\$ 597.02	\$ 597.02	\$ 597.02	\$ 597.02
Quarterly Trend Factor	1.000	1.000	1.000	1.000	1.000

**Table 7. Normalized Market-Adjusted Projected Allowed Total Claims**

Normalization Factors	2021	2022
Average Age Factor	1.884	1.895
Average Geographic Factor	1.004	1.001
Average Tobacco Factor	1.002	1.002
Average Benefit Richness (induced demand)	1.000	1.000
Average Network Factor	1.000	1.000
Market-Adjusted Projected Allowed Total Claims PMPM	\$ 594.16	\$ 613.75
Normalized Market-Adjusted Projected Allowed Total Claims PMPM	\$ 314.30	\$ 322.93

**Table 9. Year-over-Year Data to Support Table 8**

	2021	2022	
Paid-to-Allowed	0.769	0.769	
URRT Trend (Total Applied Trend Factor)	1.124	1.130	< URRT W1, S2
URRT Morbidity	1.009	0.999	< URRT W1, S2
URRT "Other"	0.998	1.068	< URRT W1, S2
Risk Adjustment	\$ 25.73	\$ 19.09	< URRT W1, S3
Exchange User Fee	\$ 12.40	\$ 12.35	< URRT W1, S3
Reinsurance Recoveries	\$ 22.80	\$ 19.37	< URRT W1, S3
Capitation			< URRT W1, S2
Network	1.000	1.000	
Pricing AV	0.821	0.769	
Benefit Richness	1.000	1.000	< For 2021 in cell J81, please include a factor equal to the product of the average Pricing AV and the Non-Funding of CSR Adjustment
Catastrophic Eligibility	1.000	1.000	
Administrative Expenses	11.73%	11.95%	
Taxes and Fees	0.08%	0.09%	
Profit and/or Contingency	2.00%	0.00%	

Carrier Name:	UPMC HEALTH OPTIONS INC
Product(s):	PPO, EPO
Market Segment:	Individual
Rate Effective Date:	1/1/2022
Base Period Start Date	1/1/2020
Date of Most Recent Membership:	2/1/2021
Market Adjusted Index Rate:	\$ 612.71

Total Covered Lives @ 02-01-2021	110,090
----------------------------------	---------

Total	
-------	--

Processed Data

02-01-2021 Number of Covered Lives by Rating Area



## Table 11. Plan Premium Development for 21-Year-Old Non-Tobacco User

Carrier Name:	UPMC HEALTH OPTIONS INC
Product(s):	PPO, EPO
Market Segment:	Individual
Rate Effective Date:	1/1/2022

2021 21-year-old, Non-Tobacco Premium PMPM										2022 21-year-old, Non-Tobacco Premium PMPM										Change in 21-year-old Non-Tobacco Premium PMPM																																				
Plan Number	HDS Plan ID (Standard Component)	1/1/2022 Plan Marketing Name	Discontinued, New, Modified, Existing (D,N,M,X) for 2022	1/1/2022 Plan HDS Plan ID (if 1/1/2022 Discontinued & Mapped)	Metallic	Exchange On/Off	1	2	3	4	5	6	7	8	9	Average (weighted by enrollment by rating area)	1	2	3	4	5	6	7	8	9	Average (weighted by enrollment by rating area)	1	2	3	4	5	6	7	8	9	Average (weighted by enrollment by rating area)																				
Totals		These cells auto-fill the data entered in Table 10.					\$	273.71	\$	403.05	\$	320.68	\$	261.47	\$	301.65	\$	439.87	\$	431.36	\$		\$	387.20	\$	279.49	\$	279.24	\$	412.80	\$	328.84	\$	266.18	\$	307.51	\$	450.30	\$	442.34	\$		\$	390.97	\$	285.89	1.9%	2.2%	2.4%	1.8%	1.8%	2.2%	6.5%	0.0%	6.3%	2.3%
Plan 1	16322PA000006	Age Silver 50/585 - Prevnt	DM	16322PA004048	Silver	On/Off	\$	385.43	\$	440.72	\$	484.10	\$	365.43	\$	363.43	\$	541.39	\$	524.00	\$		\$	458.81	\$	381.44	\$	389.94	\$	475.11	\$	521.97	\$	393.84	\$	393.84	\$	583.63	\$	593.23	\$		\$	518.45	\$	411.20	7.8%	7.8%	7.8%	7.8%	7.8%	7.8%	13.2%	7.8%		
Plan 2	16322PA000007	Age Silver 50/585 - RBR	DM	16322PA004049	Silver	On/Off	\$	226.2	\$	440.72	\$	492.71	\$	272.61	\$	262.04	\$	524.00	\$	524.00	\$		\$	467.29	\$	392.24	\$	392.94	\$	475.11	\$	521.97	\$	393.84	\$	393.84	\$	583.23	\$	583.23	\$		\$	518.45	\$	409.29	5.7%	5.7%	5.7%	5.7%	5.7%	5.7%	11.0%	5.7%		
Plan 3	16322PA000008	Age Silver 50/585 - RBR	DM	16322PA004049	Silver	On/Off	\$	385.43	\$	443.46	\$	498.18	\$	376.06	\$	376.06	\$	557.04	\$	539.24	\$		\$	458.81	\$	385.00	\$	390.26	\$	470.87	\$	517.07	\$	390.26	\$	390.26	\$	578.18	\$	587.69	\$		\$	514.59	\$	399.61	3.8%	3.8%	3.8%	3.8%	3.8%	3.8%	9.0%	3.8%		
Plan 4	16322PA000009	Age Gold 51/600/510 - RBR	DM	16322PA004050	Gold	On/Off	\$	349.89	\$	431.13	\$	451.67	\$	340.89	\$	340.89	\$	505.04	\$	488.80	\$		\$	428.09	\$	347.04	\$	338.18	\$	437.81	\$	500.71	\$	338.18	\$	338.18	\$	501.02	\$	509.26	\$		\$	445.92	\$	344.28	-0.8%	-0.8%	-0.8%	-0.8%	-0.8%	-0.8%	4.2%	-0.8%		
Plan 5	16322PA000010	Age Silver 50/585 - RBR	DM	16322PA004049	Silver	On/Off	\$	226.13	\$	476.31	\$	303.59	\$	129.13	\$	229.13	\$	139.46	\$	252.00	\$		\$	287.74	\$	237.38	\$	238.18	\$	470.87	\$	517.07	\$	390.26	\$	390.26	\$	578.18	\$	587.69	\$		\$	514.59	\$	399.61	1.8%	1.8%	1.8%	1.8%	1.8%	1.8%	6.9%	1.8%		
Plan 6	16322PA000011	Age Silver HSA 51/100/510 - RBR	DM	16322PA004051	Silver	Off	\$	279.87	\$	317.20	\$	370.55	\$	279.87	\$	279.87	\$	414.31	\$	400.00	\$		\$	351.24	\$	289.24	\$	281.34	\$	339.30	\$	377.26	\$	281.34	\$	281.34	\$	414.80	\$	423.66	\$		\$	370.97	\$	285.94	0.0%	0.0%	0.0%	0.0%	0.0%	0.0%	5.6%	0.0%		
Plan 7	16322PA000012	Catastrophic Silver 50/585 - RBR	DM	16322PA004052	Catastrophic	On/Off	\$	226.13	\$	476.31	\$	303.59	\$	129.13	\$	229.13	\$	132.42	\$	252.00	\$		\$	287.74	\$	237.38	\$	238.18	\$	470.87	\$	517.07	\$	390.26	\$	390.26	\$	578.18	\$	587.69	\$		\$	514.59	\$	399.61	1.8%	1.8%	1.8%	1.8%	1.8%	1.8%	6.9%	1.8%		
Plan 8	16322PA0000																																																							





## PA Rate Quarterly Template Part V Consumer Factors

Carrier Name:	UPMC HEALTH OPTIONS INC.
Product(s):	PPO, EPO
Market Segment:	Individual
Rate Effective Date:	1/1/2022

### Table 12. Age and Tobacco Factors

Projection Period Age and Tobacco Factors						
Age Band	Age Factor	Tobacco Factor		Age Band	Age Factor	Tobacco Factor
0-14	0.765			40	1.278	1.025
15	0.833			41	1.302	1.025
16	0.859			42	1.325	1.025
17	0.885			43	1.357	1.025
18	0.913	1.000		44	1.397	1.025
19	0.941	1.000		45	1.444	1.025
20	0.970	1.000		46	1.500	1.025
21	1.000	1.025		47	1.563	1.025
22	1.000	1.025		48	1.635	1.025
23	1.000	1.025		49	1.706	1.025
24	1.000	1.025		50	1.786	1.025
25	1.004	1.025		51	1.865	1.025
26	1.024	1.025		52	1.952	1.025
27	1.048	1.025		53	2.040	1.025
28	1.087	1.025		54	2.135	1.025
29	1.119	1.025		55	2.230	1.025
30	1.135	1.025		56	2.333	1.025
31	1.159	1.025		57	2.437	1.025
32	1.183	1.025		58	2.548	1.025
33	1.198	1.025		59	2.603	1.025
34	1.214	1.025		60	2.714	1.025
35	1.222	1.025		61	2.810	1.025
36	1.230	1.025		62	2.873	1.025
37	1.238	1.025		63	2.952	1.025
38	1.246	1.025		64+	3.000	1.025
39	1.262	1.025				

\*PA follows the federal default age curve.

### Table 13. Geographic Factors

Geographic Area Factors			
Area	Counties	Current Factor	Proposed Factor
Rating Area 1	Clarion, Erie, Forest, McKean, Mercer, Venango, Warren	0.952	0.966
Rating Area 2	Elk, Cameron, Potter	1.148	1.165
Rating Area 3	Bradford, Carbon, Clinton, Lackawanna, Luzerne, Lycoming, Sullivan, Tioga, Wyoming	1.261	1.280
Rating Area 4	Allegheny, Armstrong, Beaver, Butler, Fayette, Greene, Indiana, Lawrence, Washington, Westmoreland	0.952	0.966
Rating Area 5	Cambria, Blair, Bedford, Somerset, Jefferson, Huntingdon	0.952	0.966
Rating Area 6	Centre, Columbia, Lehigh, Northampton, Northumberland, Schuylkill, Snyder, Union	1.410	1.431
Rating Area 7	Adams, Berks, Lancaster, York	1.365	1.455
Rating Area 8			
Rating Area 9	Cumberland, Dauphin, Lebanon, Perry	1.195	1.274

### Table 14. Network Factors

[illegible]

Company Name: UPMC Health Options, Inc.  
 Market: Individual  
 Product: PPO, EPO  
 Effective Date of Rates: January 1, 2022

Ending date of Rates: December 31, 2022

HIOS Plan ID (On Exchange)=>	16322PA0040008	16322PA0040008	16322PA0040008	16322PA0040008	16322PA0040008	16322PA0040008	16322PA0040008	16322PA0040008	16322PA0040008
HIOS Plan ID (Off Exchange)=>	16322PA0040008	16322PA0040008	16322PA0040008	16322PA0040008	16322PA0040008	16322PA0040008	16322PA0040008	16322PA0040008	16322PA0040008
Plan Marketing Name =>	ntage Silver \$3,500/\$40 - Prem	ntage Silver \$3,500/\$40 - Prem	ntage Silver \$3,500/\$40 - Prem	ntage Silver \$3,500/\$40 - Prem	ntage Silver \$3,500/\$40 - Prem	ntage Silver \$3,500/\$40 - Prem	ntage Silver \$3,500/\$40 - Prem	ntage Silver \$3,500/\$40 - Prem	ntage Silver \$3,500/\$40 - Prem
Form # =>	663	663	663	663	663	663	663	663	663
Rating Area =>	1	2	4	5	6	7	8	9	10
Network =>	st w/Dental Advantage w/Den	st w/Dental Advantage w/Den	st w/Dental Advantage w/Den	st w/Dental Advantage w/Den	st w/Dental Advantage w/Den	st w/Dental Advantage w/Den	st w/Dental Advantage w/Den	st w/Dental Advantage w/Den	st w/Dental Advantage w/Den
Metal =>	Silver	Silver	Silver	Silver	Silver	Silver	Silver	Silver	Silver
Deductible =>	\$3500 / \$7000	\$3500 / \$7000	\$3500 / \$7000	\$3500 / \$7000	\$3500 / \$7000	\$3500 / \$7000	\$3500 / \$7000	\$3500 / \$7000	\$3500 / \$7000
Coinsurance =>	70%	70%	70%	70%	70%	70%	70%	70%	70%
Copays =>	\$40 / \$75	\$40 / \$75	\$40 / \$75	\$40 / \$75	\$40 / \$75	\$40 / \$75	\$40 / \$75	\$40 / \$75	\$40 / \$75
OOP Maximum =>	\$8700 / \$17400	\$8700 / \$17400	\$8700 / \$17400	\$8700 / \$17400	\$8700 / \$17400	\$8700 / \$17400	\$8700 / \$17400	\$8700 / \$17400	\$8700 / \$17400
Pediatric Dental (Yes/No) =>	Yes	Yes	Yes	Yes	Yes	Yes	Yes	Yes	Yes
Age Band	Non-Tobacco	Tobacco	Non-Tobacco	Tobacco	Non-Tobacco	Tobacco	Non-Tobacco	Tobacco	Non-Tobacco
0 - 14	\$298.55	\$298.55	\$360.06	\$360.06	\$298.55	\$298.55	\$298.55	\$298.55	\$442.31
15	\$325.09	\$325.09	\$392.07	\$392.07	\$325.09	\$325.09	\$325.09	\$325.09	\$481.62
16	\$335.23	\$335.23	\$404.31	\$404.31	\$335.23	\$335.23	\$335.23	\$335.23	\$496.66
17	\$345.38	\$345.38	\$416.54	\$416.54	\$345.38	\$345.38	\$345.38	\$345.38	\$511.69
18	\$356.31	\$356.31	\$429.72	\$429.72	\$356.31	\$356.31	\$356.31	\$356.31	\$527.88
19	\$367.23	\$367.23	\$442.90	\$442.90	\$367.23	\$367.23	\$367.23	\$367.23	\$544.07
20	\$378.55	\$378.55	\$456.55	\$456.55	\$378.55	\$378.55	\$378.55	\$378.55	\$560.83
21	\$390.26	\$400.02	\$470.67	\$482.44	\$390.26	\$400.02	\$390.26	\$400.02	\$578.18
22	\$390.26	\$400.02	\$470.67	\$482.44	\$390.26	\$400.02	\$390.26	\$400.02	\$578.18
23	\$390.26	\$400.02	\$470.67	\$482.44	\$390.26	\$400.02	\$390.26	\$400.02	\$578.18
24	\$390.26	\$400.02	\$470.67	\$482.44	\$390.26	\$400.02	\$390.26	\$400.02	\$578.18
25	\$391.82	\$401.62	\$472.55	\$484.37	\$391.82	\$401.62	\$391.82	\$401.62	\$580.49
26	\$399.63	\$409.62	\$481.97	\$494.02	\$399.63	\$409.62	\$399.63	\$409.62	\$592.06
27	\$408.99	\$419.22	\$493.26	\$505.59	\$408.99	\$419.22	\$408.99	\$419.22	\$605.93
28	\$424.21	\$434.82	\$511.62	\$524.41	\$424.21	\$434.82	\$424.21	\$434.82	\$628.48
29	\$436.70	\$447.62	\$526.68	\$539.85	\$436.70	\$447.62	\$436.70	\$447.62	\$646.98
30	\$442.95	\$454.02	\$534.21	\$547.57	\$442.95	\$454.02	\$442.95	\$454.02	\$656.23
31	\$452.31	\$463.62	\$545.51	\$559.14	\$452.31	\$463.62	\$452.31	\$463.62	\$670.11
32	\$461.68	\$473.22	\$556.80	\$570.72	\$461.68	\$473.22	\$461.68	\$473.22	\$683.99
33	\$467.53	\$479.22	\$563.86	\$577.96	\$467.53	\$479.22	\$467.53	\$479.22	\$692.66
34	\$473.78	\$485.62	\$571.39	\$585.68	\$473.78	\$485.62	\$473.78	\$485.62	\$701.91
35	\$476.90	\$488.82	\$575.16	\$589.54	\$476.90	\$488.82	\$476.90	\$488.82	\$706.54
36	\$480.02	\$492.02	\$578.92	\$593.40	\$480.02	\$492.02	\$480.02	\$492.02	\$711.16
37	\$483.14	\$495.22	\$582.69	\$597.26	\$483.14	\$495.22	\$483.14	\$495.22	\$715.79
38	\$486.26	\$498.42	\$586.45	\$601.12	\$486.26	\$498.42	\$486.26	\$498.42	\$720.41
39	\$492.51	\$504.82	\$593.99	\$608.84	\$492.51	\$504.82	\$492.51	\$504.82	\$729.66
40	\$498.75	\$511.22	\$601.52	\$616.55	\$498.75	\$511.22	\$498.75	\$511.22	\$738.91
41	\$508.12	\$520.82	\$612.81	\$628.13	\$508.12	\$520.82	\$508.12	\$520.82	\$752.79
42	\$517.09	\$530.02	\$623.64	\$639.23	\$517.09	\$530.02	\$517.09	\$530.02	\$766.09
43	\$529.58	\$542.82	\$638.70	\$654.67	\$529.58	\$542.82	\$529.58	\$542.82	\$784.59
44	\$545.19	\$558.82	\$657.53	\$673.96	\$545.19	\$558.82	\$545.19	\$558.82	\$807.72
45	\$563.54	\$577.62	\$679.65	\$696.64	\$563.54	\$577.62	\$563.54	\$577.62	\$834.89
46	\$585.39	\$600.02	\$706.01	\$723.66	\$585.39	\$600.02	\$585.39	\$600.02	\$867.27
47	\$609.98	\$625.23	\$735.66	\$754.05	\$609.98	\$625.23	\$609.98	\$625.23	\$903.70
48	\$638.08	\$654.03	\$769.55	\$788.78	\$638.08	\$654.03	\$638.08	\$654.03	\$945.32
49	\$665.78	\$682.43	\$802.96	\$823.04	\$665.78	\$682.43	\$665.78	\$682.43	\$986.38
50	\$697.00	\$714.43	\$840.62	\$861.63	\$697.00	\$714.43	\$697.00	\$714.43	\$1,032.63
51	\$727.83	\$746.03	\$877.80	\$899.74	\$727.83	\$746.03	\$727.83	\$746.03	\$1,078.31
52	\$761.79	\$780.83	\$918.75	\$941.72	\$761.79	\$780.83	\$761.79	\$780.83	\$1,128.61
53	\$796.13	\$816.03	\$960.17	\$984.17	\$796.13	\$816.03	\$796.13	\$816.03	\$1,179.49
54	\$833.21	\$854.04	\$1,004.88	\$1,030.00	\$833.21	\$854.04	\$833.21	\$854.04	\$1,234.41
55	\$870.28	\$892.04	\$1,049.59	\$1,075.83	\$870.28	\$892.04	\$870.28	\$892.04	\$1,289.34
56	\$910.48	\$933.24	\$1,098.07	\$1,125.52	\$910.48	\$933.24	\$910.48	\$933.24	\$1,348.89
57	\$951.06	\$974.84	\$1,147.02	\$1,175.70	\$951.06	\$974.84	\$951.06	\$974.84	\$1,409.02
58	\$994.38	\$1,019.24	\$1,199.27	\$1,229.25	\$994.38	\$1,019.24	\$994.38	\$1,019.24	\$1,473.20
59	\$1,015.85	\$1,041.24	\$1,225.15	\$1,255.78	\$1,015.85	\$1,041.24	\$1,015.85	\$1,041.24	\$1,505.00
60	\$1,059.17	\$1,085.64	\$1,277.40	\$1,309.33	\$1,059.17	\$1,085.64	\$1,059.17	\$1,085.64	\$1,569.18
61	\$1,096.63	\$1,124.05	\$1,322.58	\$1,355.65	\$1,096.63	\$1,124.05	\$1,096.63	\$1,124.05	\$1,624.69
62	\$1,121.22	\$1,149.25	\$1,352.23	\$1,386.04	\$1,121.22	\$1,149.25	\$1,121.22	\$1,149.25	\$1,661.11
63	\$1,152.05	\$1,180.85	\$1,389.42	\$1,424.15	\$1,152.05	\$1,180.85	\$1,152.05	\$1,180.85	\$1,706.79
64+	\$1,170.78	\$1,200.05	\$1,412.01	\$1,447.31	\$1,170.78	\$1,200.05	\$1,170.78	\$1,200.05	\$1,734.54

Company Name:  
Market:  
Product:  
Effective Date of Rates:

HIOS Plan ID (On Exchange)=>	0040008	16322PA0040010	16322PA0040010	16322PA0040010	16322PA0040010	16322PA0040010	16322PA0040010	16322PA0040010	16322PA0040010
HIOS Plan ID (Off Exchange)=>	0040008	16322PA0040010	16322PA0040010	16322PA0040010	16322PA0040010	16322PA0040010	16322PA0040010	16322PA0040010	16322PA0040010
Plan Marketing Name =>	000/\$40 - Premium	antage Gold \$1,000/\$10 - Premium	antage Gold \$1,000/\$10 - Premium	antage Gold \$1,000/\$10 - Premium	antage Gold \$1,000/\$10 - Premium	antage Gold \$1,000/\$10 - Premium	antage Gold \$1,000/\$10 - Premium	antage Gold \$1,000/\$10 - Premium	antage Gold \$1,000/\$10 - Premium
Form # =>	63	663	663	663	663	663	663	663	663
Rating Area =>	5	1	2	4	5				
Network =>	antage w/Dental	st w/Dental Advantage w/Dental	st w/Dental Advantage w/Dental	st w/Dental Advantage w/Dental	st w/Dental Advantage w/Dental	st w/Dental Advantage w/Dental	st w/Dental Advantage w/Dental	st w/Dental Advantage w/Dental	st w/Dental Advantage w/Dental
Metal =>	ver	Gold	Gold	Gold	Gold	Gold	Gold	Gold	Gold
Deductible =>	\$7000	\$1000 / \$2000	\$1000 / \$2000	\$1000 / \$2000	\$1000 / \$2000	\$1000 / \$2000	\$1000 / \$2000	\$1000 / \$2000	\$1000 / \$2000
Coinsurance =>	%	80%	80%	80%	80%	80%	80%	80%	80%
Copays =>	\$75	\$10 / \$70	\$10 / \$70	\$10 / \$70	\$10 / \$70	\$10 / \$70	\$10 / \$70	\$10 / \$70	\$10 / \$70
OOP Maximum =>	\$17400	\$7000 / \$14000	\$7000 / \$14000	\$7000 / \$14000	\$7000 / \$14000	\$7000 / \$14000	\$7000 / \$14000	\$7000 / \$14000	\$7000 / \$14000
Pediatric Dental (Yes/No) =>	es	Yes	Yes	Yes	Yes	Yes	Yes	Yes	Yes
Age Band	Tobacco	Non-Tobacco	Tobacco	Non-Tobacco	Tobacco	Non-Tobacco	Tobacco	Non-Tobacco	Tobacco
0 - 14	\$442.31	\$258.71	\$258.71	\$312.01	\$312.01	\$258.71	\$258.71	\$258.71	\$258.71
15	\$481.62	\$281.70	\$281.70	\$339.75	\$339.75	\$281.70	\$281.70	\$281.70	\$281.70
16	\$496.66	\$290.50	\$290.50	\$350.35	\$350.35	\$290.50	\$290.50	\$290.50	\$290.50
17	\$511.69	\$299.29	\$299.29	\$360.96	\$360.96	\$299.29	\$299.29	\$299.29	\$299.29
18	\$527.88	\$308.76	\$308.76	\$372.38	\$372.38	\$308.76	\$308.76	\$308.76	\$308.76
19	\$544.07	\$318.23	\$318.23	\$383.80	\$383.80	\$318.23	\$318.23	\$318.23	\$318.23
20	\$560.83	\$328.03	\$328.03	\$395.62	\$395.62	\$328.03	\$328.03	\$328.03	\$328.03
21	\$592.63	\$338.18	\$346.63	\$407.86	\$418.06	\$338.18	\$346.63	\$338.18	\$346.63
22	\$592.63	\$338.18	\$346.63	\$407.86	\$418.06	\$338.18	\$346.63	\$338.18	\$346.63
23	\$592.63	\$338.18	\$346.63	\$407.86	\$418.06	\$338.18	\$346.63	\$338.18	\$346.63
24	\$592.63	\$338.18	\$346.63	\$407.86	\$418.06	\$338.18	\$346.63	\$338.18	\$346.63
25	\$595.01	\$339.53	\$348.02	\$409.49	\$419.73	\$339.53	\$348.02	\$339.53	\$348.02
26	\$606.86	\$346.30	\$354.95	\$417.65	\$428.09	\$346.30	\$354.95	\$346.30	\$354.95
27	\$621.08	\$354.41	\$363.27	\$427.44	\$438.12	\$354.41	\$363.27	\$354.41	\$363.27
28	\$644.19	\$367.60	\$376.79	\$443.34	\$454.43	\$367.60	\$376.79	\$367.60	\$376.79
29	\$663.16	\$378.42	\$387.88	\$456.40	\$467.81	\$378.42	\$387.88	\$378.42	\$387.88
30	\$672.64	\$383.83	\$393.43	\$462.92	\$474.49	\$383.83	\$393.43	\$383.83	\$393.43
31	\$686.86	\$391.95	\$401.75	\$472.71	\$484.53	\$391.95	\$401.75	\$391.95	\$401.75
32	\$701.09	\$400.07	\$410.07	\$482.50	\$494.56	\$400.07	\$410.07	\$400.07	\$410.07
33	\$709.98	\$405.14	\$415.27	\$488.62	\$500.83	\$405.14	\$415.27	\$405.14	\$415.27
34	\$719.46	\$410.55	\$420.81	\$495.14	\$507.52	\$410.55	\$420.81	\$410.55	\$420.81
35	\$724.20	\$413.26	\$423.59	\$498.40	\$510.87	\$413.26	\$423.59	\$413.26	\$423.59
36	\$728.94	\$415.96	\$426.36	\$501.67	\$514.21	\$415.96	\$426.36	\$415.96	\$426.36
37	\$733.68	\$418.67	\$429.13	\$504.93	\$517.55	\$418.67	\$429.13	\$418.67	\$429.13
38	\$738.42	\$421.37	\$431.91	\$508.19	\$520.90	\$421.37	\$431.91	\$421.37	\$431.91
39	\$747.90	\$426.78	\$437.45	\$514.72	\$527.59	\$426.78	\$437.45	\$426.78	\$437.45
40	\$757.39	\$432.19	\$443.00	\$521.25	\$534.28	\$432.19	\$443.00	\$432.19	\$443.00
41	\$771.61	\$440.31	\$451.32	\$531.03	\$544.31	\$440.31	\$451.32	\$440.31	\$451.32
42	\$785.24	\$448.09	\$459.29	\$540.41	\$553.92	\$448.09	\$459.29	\$448.09	\$459.29
43	\$804.21	\$458.91	\$470.38	\$553.47	\$567.30	\$458.91	\$470.38	\$458.91	\$470.38
44	\$827.91	\$472.44	\$484.25	\$569.78	\$584.02	\$472.44	\$484.25	\$472.44	\$484.25
45	\$855.76	\$488.33	\$500.54	\$588.95	\$603.67	\$488.33	\$500.54	\$488.33	\$500.54
46	\$888.95	\$507.27	\$519.95	\$611.79	\$627.08	\$507.27	\$519.95	\$507.27	\$519.95
47	\$926.29	\$528.58	\$541.79	\$637.49	\$653.42	\$528.58	\$541.79	\$528.58	\$541.79
48	\$968.96	\$552.92	\$566.75	\$666.85	\$683.52	\$552.92	\$566.75	\$552.92	\$566.75
49	\$1,011.03	\$576.94	\$591.36	\$695.81	\$713.20	\$576.94	\$591.36	\$576.94	\$591.36
50	\$1,058.45	\$603.99	\$619.09	\$728.44	\$746.65	\$603.99	\$619.09	\$603.99	\$619.09
51	\$1,105.26	\$630.71	\$646.47	\$760.66	\$779.68	\$630.71	\$646.47	\$630.71	\$646.47
52	\$1,156.82	\$660.13	\$676.63	\$796.14	\$816.05	\$660.13	\$676.63	\$660.13	\$676.63
53	\$1,208.97	\$689.89	\$707.13	\$832.03	\$852.84	\$689.89	\$707.13	\$689.89	\$707.13
54	\$1,265.27	\$722.01	\$740.06	\$870.78	\$892.55	\$722.01	\$740.06	\$722.01	\$740.06
55	\$1,321.57	\$754.14	\$772.99	\$909.53	\$932.27	\$754.14	\$772.99	\$754.14	\$772.99
56	\$1,382.62	\$788.97	\$808.70	\$951.54	\$975.33	\$788.97	\$808.70	\$788.97	\$808.70
57	\$1,444.25	\$824.14	\$844.75	\$993.95	\$1,018.80	\$824.14	\$844.75	\$824.14	\$844.75
58	\$1,510.03	\$861.68	\$883.22	\$1,039.23	\$1,065.21	\$861.68	\$883.22	\$861.68	\$883.22
59	\$1,542.63	\$880.28	\$902.29	\$1,061.66	\$1,088.20	\$880.28	\$902.29	\$880.28	\$902.29
60	\$1,608.41	\$917.82	\$940.77	\$1,106.93	\$1,134.61	\$917.82	\$940.77	\$917.82	\$940.77
61	\$1,665.30	\$950.29	\$974.04	\$1,146.09	\$1,174.74	\$950.29	\$974.04	\$950.29	\$974.04
62	\$1,702.64	\$971.59	\$995.88	\$1,171.78	\$1,201.08	\$971.59	\$995.88	\$971.59	\$995.88
63	\$1,749.46	\$998.31	\$1,023.27	\$1,204.00	\$1,234.10	\$998.31	\$1,023.27	\$998.31	\$1,023.27
64+	\$1,777.90	\$1,014.54	\$1,039.90	\$1,223.58	\$1,254.17	\$1,014.54	\$1,039.90	\$1,014.54	\$1,039.90

Company Name:  
Market:  
Product:  
Effective Date of Rates:

HIOS Plan ID (On Exchange)=>	16322PA0040010		16322PA0040024		16322PA0040024		16322PA0040024		16322PA
HIOS Plan ID (Off Exchange)=>	16322PA0040010		16322PA0040024		16322PA0040024		16322PA0040024		16322PA
Plan Marketing Name =>	ntage Gold \$1,000/\$10 - Prem		ntage Bronze \$6,700/\$0 - Prem		ntage Bronze \$6,700/\$0 - Prem		ntage Bronze \$6,700/\$0 - Prem		ntage Bronze \$6
Form # =>	663		663		663		663		663
Rating Area =>	6		1		2		4		!
Network =>	st w/Dental Advantage w/Den		st w/Dental Advantage w/Den		st w/Dental Advantage w/Den		st w/Dental Advantage w/Den		st w/Dental Ad
Metal =>	Gold		Bronze		Bronze		Bronze		Bro
Deductible =>	\$1000 / \$2000		\$6700 / \$13400		\$6700 / \$13400		\$6700 / \$13400		\$6700 /
Coinsurance =>	80%		60%		60%		60%		60%
Copays =>	\$10 / \$70		\$0 / 40%		\$0 / 40%		\$0 / 40%		\$0 /
OOP Maximum =>	\$7000 / \$14000		\$8700 / \$17400		\$8700 / \$17400		\$8700 / \$17400		\$8700 /
Pediatric Dental (Yes/No) =>	Yes		Yes		Yes		Yes		Y
Age Band	Non-Tobacco	Tobacco	Non-Tobacco	Tobacco	Non-Tobacco	Tobacco	Non-Tobacco	Tobacco	Non-Tobacco
0 - 14	\$383.28	\$383.28	\$178.45	\$178.45	\$215.22	\$215.22	\$178.45	\$178.45	\$178.45
15	\$417.35	\$417.35	\$194.31	\$194.31	\$234.35	\$234.35	\$194.31	\$194.31	\$194.31
16	\$430.38	\$430.38	\$200.38	\$200.38	\$241.66	\$241.66	\$200.38	\$200.38	\$200.38
17	\$443.40	\$443.40	\$206.44	\$206.44	\$248.98	\$248.98	\$206.44	\$206.44	\$206.44
18	\$457.43	\$457.43	\$212.98	\$212.98	\$256.85	\$256.85	\$212.98	\$212.98	\$212.98
19	\$471.46	\$471.46	\$219.51	\$219.51	\$264.73	\$264.73	\$219.51	\$219.51	\$219.51
20	\$485.99	\$485.99	\$226.27	\$226.27	\$272.89	\$272.89	\$226.27	\$226.27	\$226.27
21	\$501.02	\$513.55	\$233.27	\$239.10	\$281.33	\$288.36	\$233.27	\$239.10	\$233.27
22	\$501.02	\$513.55	\$233.27	\$239.10	\$281.33	\$288.36	\$233.27	\$239.10	\$233.27
23	\$501.02	\$513.55	\$233.27	\$239.10	\$281.33	\$288.36	\$233.27	\$239.10	\$233.27
24	\$501.02	\$513.55	\$233.27	\$239.10	\$281.33	\$288.36	\$233.27	\$239.10	\$233.27
25	\$503.02	\$515.60	\$234.20	\$240.06	\$282.46	\$289.52	\$234.20	\$240.06	\$234.20
26	\$513.04	\$525.87	\$238.87	\$244.84	\$288.08	\$295.28	\$238.87	\$244.84	\$238.87
27	\$525.07	\$538.20	\$244.47	\$250.58	\$294.83	\$302.20	\$244.47	\$250.58	\$244.47
28	\$544.61	\$558.22	\$253.56	\$259.90	\$305.81	\$313.45	\$253.56	\$259.90	\$253.56
29	\$560.64	\$574.66	\$261.03	\$267.55	\$314.81	\$322.68	\$261.03	\$267.55	\$261.03
30	\$568.66	\$582.87	\$264.76	\$271.38	\$319.31	\$327.29	\$264.76	\$271.38	\$264.76
31	\$580.68	\$595.20	\$270.36	\$277.12	\$326.06	\$334.21	\$270.36	\$277.12	\$270.36
32	\$592.71	\$607.52	\$275.96	\$282.86	\$332.81	\$341.13	\$275.96	\$282.86	\$275.96
33	\$600.22	\$615.23	\$279.46	\$286.44	\$337.03	\$345.46	\$279.46	\$286.44	\$279.46
34	\$608.24	\$623.44	\$283.19	\$290.27	\$341.53	\$350.07	\$283.19	\$290.27	\$283.19
35	\$612.25	\$627.55	\$285.06	\$292.18	\$343.79	\$352.38	\$285.06	\$292.18	\$285.06
36	\$616.25	\$631.66	\$286.92	\$294.10	\$346.04	\$354.69	\$286.92	\$294.10	\$286.92
37	\$620.26	\$635.77	\$288.79	\$296.01	\$348.29	\$356.99	\$288.79	\$296.01	\$288.79
38	\$624.27	\$639.88	\$290.65	\$297.92	\$350.54	\$359.30	\$290.65	\$297.92	\$290.65
39	\$632.29	\$648.09	\$294.39	\$301.75	\$355.04	\$363.91	\$294.39	\$301.75	\$294.39
40	\$640.30	\$656.31	\$298.12	\$305.57	\$359.54	\$368.53	\$298.12	\$305.57	\$298.12
41	\$652.33	\$668.64	\$303.72	\$311.31	\$366.29	\$375.45	\$303.72	\$311.31	\$303.72
42	\$663.85	\$680.45	\$309.08	\$316.81	\$372.76	\$382.08	\$309.08	\$316.81	\$309.08
43	\$679.88	\$696.88	\$316.55	\$324.46	\$381.76	\$391.31	\$316.55	\$324.46	\$316.55
44	\$699.92	\$717.42	\$325.88	\$334.03	\$393.02	\$402.84	\$325.88	\$334.03	\$325.88
45	\$723.47	\$741.56	\$336.84	\$345.26	\$406.24	\$416.40	\$336.84	\$345.26	\$336.84
46	\$751.53	\$770.32	\$349.91	\$358.65	\$422.00	\$432.54	\$349.91	\$358.65	\$349.91
47	\$783.09	\$802.67	\$364.60	\$373.72	\$439.72	\$450.71	\$364.60	\$373.72	\$364.60
48	\$819.17	\$839.65	\$381.40	\$390.93	\$459.97	\$471.47	\$381.40	\$390.93	\$381.40
49	\$854.74	\$876.11	\$397.96	\$407.91	\$479.95	\$491.95	\$397.96	\$407.91	\$397.96
50	\$894.82	\$917.19	\$416.62	\$427.04	\$502.46	\$515.02	\$416.62	\$427.04	\$416.62
51	\$934.40	\$957.76	\$435.05	\$445.92	\$524.68	\$537.80	\$435.05	\$445.92	\$435.05
52	\$977.99	\$1,002.44	\$455.34	\$466.73	\$549.16	\$562.89	\$455.34	\$466.73	\$455.34
53	\$1,022.08	\$1,047.63	\$475.87	\$487.77	\$573.91	\$588.26	\$475.87	\$487.77	\$475.87
54	\$1,069.68	\$1,096.42	\$498.03	\$510.48	\$600.64	\$615.66	\$498.03	\$510.48	\$498.03
55	\$1,117.27	\$1,145.21	\$520.19	\$533.20	\$627.37	\$643.05	\$520.19	\$533.20	\$520.19
56	\$1,168.88	\$1,198.10	\$544.22	\$557.82	\$656.34	\$672.75	\$544.22	\$557.82	\$544.22
57	\$1,220.99	\$1,251.51	\$568.48	\$582.69	\$685.60	\$702.74	\$568.48	\$582.69	\$568.48
58	\$1,276.60	\$1,308.51	\$594.37	\$609.23	\$716.83	\$734.75	\$594.37	\$609.23	\$594.37
59	\$1,304.16	\$1,336.76	\$607.20	\$622.38	\$732.30	\$750.61	\$607.20	\$622.38	\$607.20
60	\$1,359.77	\$1,393.76	\$633.09	\$648.92	\$763.53	\$782.62	\$633.09	\$648.92	\$633.09
61	\$1,407.87	\$1,443.06	\$655.49	\$671.88	\$790.54	\$810.30	\$655.49	\$671.88	\$655.49
62	\$1,439.43	\$1,475.42	\$670.18	\$686.94	\$808.26	\$828.47	\$670.18	\$686.94	\$670.18
63	\$1,479.01	\$1,515.99	\$688.61	\$705.83	\$830.49	\$851.25	\$688.61	\$705.83	\$688.61
64+	\$1,503.06	\$1,540.64	\$699.81	\$717.31	\$843.99	\$865.09	\$699.81	\$717.31	\$699.81

Company Name:  
Market:  
Product:  
Effective Date of Rates:

HIOS Plan ID (On Exchange)=>	0040024	16322PA0040024							
HIOS Plan ID (Off Exchange)=>	0040024	16322PA0040024		16322PA0040025		16322PA0040025		16322PA0040025	
Plan Marketing Name =>	700/\$0 - Premium	antage Bronze \$6,700/\$0 - Premium		age Silver HSA \$3,100/\$0 - Premium		age Silver HSA \$3,100/\$0 - Premium		age Silver HSA \$3,100/\$0 - Premium	
Form # =>	63	663		664		664		664	
Rating Area =>	5	6		1		2		4	
Network =>	antage w/Dental	st w/Dental Advantage w/Dental		st w/Dental Advantage w/Dental		st w/Dental Advantage w/Dental		st w/Dental Advantage w/Dental	
Metal =>	nze	Bronze		Silver		Silver		Silver	
Deductible =>	\$13400	\$6700 / \$13400		\$3100 / \$6200		\$3100 / \$6200		\$3100 / \$6200	
Coinsurance =>	100%	60%		80%		80%		80%	
Copays =>	40%	\$0 / 40%		\$0 / 20%		\$0 / 20%		\$0 / 20%	
OOP Maximum =>	\$17400	\$8700 / \$17400		\$5300 / \$10600		\$5300 / \$10600		\$5300 / \$10600	
Pediatric Dental (Yes/No) =>	Yes	Yes		Yes		Yes		Yes	
Age Band	Tobacco	Non-Tobacco	Tobacco	Non-Tobacco	Tobacco	Non-Tobacco	Tobacco	Non-Tobacco	Tobacco
0 - 14	\$178.45	\$264.38	\$264.38	\$215.23	\$215.23	\$259.56	\$259.56	\$215.23	\$215.23
15	\$194.31	\$287.88	\$287.88	\$234.36	\$234.36	\$282.64	\$282.64	\$234.36	\$234.36
16	\$200.38	\$296.86	\$296.86	\$241.67	\$241.67	\$291.46	\$291.46	\$241.67	\$241.67
17	\$206.44	\$305.85	\$305.85	\$248.99	\$248.99	\$300.28	\$300.28	\$248.99	\$248.99
18	\$212.98	\$315.52	\$315.52	\$256.86	\$256.86	\$309.78	\$309.78	\$256.86	\$256.86
19	\$219.51	\$325.20	\$325.20	\$264.74	\$264.74	\$319.28	\$319.28	\$264.74	\$264.74
20	\$226.27	\$335.22	\$335.22	\$272.90	\$272.90	\$329.12	\$329.12	\$272.90	\$272.90
21	\$239.10	\$345.59	\$354.23	\$281.34	\$288.37	\$339.30	\$347.78	\$281.34	\$288.37
22	\$239.10	\$345.59	\$354.23	\$281.34	\$288.37	\$339.30	\$347.78	\$281.34	\$288.37
23	\$239.10	\$345.59	\$354.23	\$281.34	\$288.37	\$339.30	\$347.78	\$281.34	\$288.37
24	\$239.10	\$345.59	\$354.23	\$281.34	\$288.37	\$339.30	\$347.78	\$281.34	\$288.37
25	\$240.06	\$346.97	\$355.65	\$282.47	\$289.53	\$340.66	\$349.17	\$282.47	\$289.53
26	\$244.84	\$353.88	\$362.73	\$288.09	\$295.29	\$347.44	\$356.13	\$288.09	\$295.29
27	\$250.58	\$362.18	\$371.23	\$294.84	\$302.22	\$355.59	\$364.48	\$294.84	\$302.22
28	\$259.90	\$375.66	\$385.05	\$305.82	\$313.46	\$368.82	\$378.04	\$305.82	\$313.46
29	\$267.55	\$386.72	\$396.38	\$314.82	\$322.69	\$379.68	\$389.17	\$314.82	\$322.69
30	\$271.38	\$392.24	\$402.05	\$319.32	\$327.30	\$385.11	\$394.73	\$319.32	\$327.30
31	\$277.12	\$400.54	\$410.55	\$326.07	\$334.22	\$393.25	\$403.08	\$326.07	\$334.22
32	\$282.86	\$408.83	\$419.05	\$332.83	\$341.15	\$401.39	\$411.43	\$332.83	\$341.15
33	\$286.44	\$414.02	\$424.37	\$337.05	\$345.47	\$406.48	\$416.64	\$337.05	\$345.47
34	\$290.27	\$419.55	\$430.03	\$341.55	\$350.09	\$411.91	\$422.21	\$341.55	\$350.09
35	\$292.18	\$422.31	\$432.87	\$343.80	\$352.39	\$414.62	\$424.99	\$343.80	\$352.39
36	\$294.10	\$425.08	\$435.70	\$346.05	\$354.70	\$417.34	\$427.77	\$346.05	\$354.70
37	\$296.01	\$427.84	\$438.54	\$348.30	\$357.01	\$420.05	\$430.55	\$348.30	\$357.01
38	\$297.92	\$430.61	\$441.37	\$350.55	\$359.31	\$422.77	\$433.34	\$350.55	\$359.31
39	\$301.75	\$436.13	\$447.04	\$355.05	\$363.93	\$428.20	\$438.90	\$355.05	\$363.93
40	\$305.57	\$441.66	\$452.71	\$359.55	\$368.54	\$433.63	\$444.47	\$359.55	\$368.54
41	\$311.31	\$449.96	\$461.21	\$366.30	\$375.46	\$441.77	\$452.81	\$366.30	\$375.46
42	\$316.81	\$457.91	\$469.35	\$372.78	\$382.09	\$449.57	\$460.81	\$372.78	\$382.09
43	\$324.46	\$468.97	\$480.69	\$381.78	\$391.32	\$460.43	\$471.94	\$381.78	\$391.32
44	\$334.03	\$482.79	\$494.86	\$393.03	\$402.86	\$474.00	\$485.85	\$393.03	\$402.86
45	\$345.26	\$499.03	\$511.51	\$406.25	\$416.41	\$489.95	\$502.20	\$406.25	\$416.41
46	\$358.65	\$518.39	\$531.34	\$422.01	\$432.56	\$508.95	\$521.67	\$422.01	\$432.56
47	\$373.72	\$540.16	\$553.66	\$439.73	\$450.73	\$530.33	\$543.58	\$439.73	\$450.73
48	\$390.93	\$565.04	\$579.17	\$459.99	\$471.49	\$554.76	\$568.62	\$459.99	\$471.49
49	\$407.91	\$589.58	\$604.32	\$479.97	\$491.97	\$578.85	\$593.32	\$479.97	\$491.97
50	\$427.04	\$617.22	\$632.65	\$502.47	\$515.04	\$605.99	\$621.14	\$502.47	\$515.04
51	\$445.92	\$644.53	\$660.64	\$524.70	\$537.82	\$632.79	\$648.61	\$524.70	\$537.82
52	\$466.73	\$674.59	\$691.46	\$549.18	\$562.91	\$662.31	\$678.87	\$549.18	\$562.91
53	\$487.77	\$705.00	\$722.63	\$573.93	\$588.28	\$692.17	\$709.48	\$573.93	\$588.28
54	\$510.48	\$737.83	\$756.28	\$600.66	\$615.68	\$724.41	\$742.52	\$600.66	\$615.68
55	\$533.20	\$770.67	\$789.93	\$627.39	\$643.07	\$756.64	\$775.55	\$627.39	\$643.07
56	\$557.82	\$806.26	\$826.42	\$656.37	\$672.78	\$791.59	\$811.38	\$656.37	\$672.78
57	\$582.69	\$842.20	\$863.26	\$685.63	\$702.77	\$826.87	\$847.55	\$685.63	\$702.77
58	\$609.23	\$880.56	\$902.58	\$716.85	\$734.78	\$864.54	\$886.15	\$716.85	\$734.78
59	\$622.38	\$899.57	\$922.06	\$732.33	\$750.64	\$883.20	\$905.28	\$732.33	\$750.64
60	\$648.92	\$937.93	\$961.38	\$763.56	\$782.65	\$920.86	\$943.88	\$763.56	\$782.65
61	\$671.88	\$971.11	\$995.39	\$790.57	\$810.33	\$953.43	\$977.27	\$790.57	\$810.33
62	\$686.94	\$992.88	\$1,017.70	\$808.29	\$828.50	\$974.81	\$999.18	\$808.29	\$828.50
63	\$705.83	\$1,020.18	\$1,045.69	\$830.52	\$851.28	\$1,001.61	\$1,026.65	\$830.52	\$851.28
64+	\$717.31	\$1,036.77	\$1,062.69	\$844.02	\$865.12	\$1,017.90	\$1,043.35	\$844.02	\$865.12

Company Name:  
Market:  
Product:  
Effective Date of Rates:

HIOS Plan ID (On Exchange)=>					16322PA0040026		16322PA0040026		16322PA
HIOS Plan ID (Off Exchange)=>	16322PA0040025		16322PA0040025		16322PA0040026		16322PA0040026		16322PA
Plan Marketing Name =>	Age Silver HSA \$3,100/\$0 - Prege		Age Silver HSA \$3,100/\$0 - Prege		Catastrophic \$8,700/\$0 - Prege		Catastrophic \$8,700/\$0 - Prege		Catastrophic
Form # =>	664		664		663		663		663
Rating Area =>	5		6		1		2		1
Network =>	st w/Dental Advantage w/Dent		st w/Dental Advantage w/Dent		st w/Dental Advantage w/Dent		st w/Dental Advantage w/Dent		st w/Dental Ad
Metal =>	Silver		Silver		Catastrophic		Catastrophic		Catast
Deductible =>	\$3100 / \$6200		\$3100 / \$6200		\$8700 / \$17400		\$8700 / \$17400		\$8700 /
Coinsurance =>	80%		80%		100%		100%		10
Copays =>	\$0 / 20%		\$0 / 20%		\$0 / \$0		\$0 / \$0		\$0 /
OOP Maximum =>	\$5300 / \$10600		\$5300 / \$10600		\$8700 / \$17400		\$8700 / \$17400		\$8700 /
Pediatric Dental (Yes/No) =>	Yes		Yes		Yes		Yes		Y
Age Band	Non-Tobacco	Tobacco	Non-Tobacco	Tobacco	Non-Tobacco	Tobacco	Non-Tobacco	Tobacco	Non-Tobacco
0 - 14	\$215.23	\$215.23	\$318.85	\$318.85	\$168.83	\$168.83	\$203.62	\$203.62	\$168.83
15	\$234.36	\$234.36	\$347.19	\$347.19	\$183.83	\$183.83	\$221.72	\$221.72	\$183.83
16	\$241.67	\$241.67	\$358.03	\$358.03	\$189.57	\$189.57	\$228.64	\$228.64	\$189.57
17	\$248.99	\$248.99	\$368.87	\$368.87	\$195.31	\$195.31	\$235.56	\$235.56	\$195.31
18	\$256.86	\$256.86	\$380.54	\$380.54	\$201.49	\$201.49	\$243.01	\$243.01	\$201.49
19	\$264.74	\$264.74	\$392.21	\$392.21	\$207.67	\$207.67	\$250.47	\$250.47	\$207.67
20	\$272.90	\$272.90	\$404.30	\$404.30	\$214.07	\$214.07	\$258.18	\$258.18	\$214.07
21	\$281.34	\$288.37	\$416.80	\$427.22	\$220.69	\$226.21	\$266.17	\$272.82	\$220.69
22	\$281.34	\$288.37	\$416.80	\$427.22	\$220.69	\$226.21	\$266.17	\$272.82	\$220.69
23	\$281.34	\$288.37	\$416.80	\$427.22	\$220.69	\$226.21	\$266.17	\$272.82	\$220.69
24	\$281.34	\$288.37	\$416.80	\$427.22	\$220.69	\$226.21	\$266.17	\$272.82	\$220.69
25	\$282.47	\$289.53	\$418.47	\$428.93	\$221.57	\$227.11	\$267.23	\$273.92	\$221.57
26	\$288.09	\$295.29	\$426.80	\$437.47	\$225.99	\$231.64	\$272.56	\$279.37	\$225.99
27	\$294.84	\$302.22	\$436.81	\$447.73	\$231.28	\$237.07	\$278.95	\$285.92	\$231.28
28	\$305.82	\$313.46	\$453.06	\$464.39	\$239.89	\$245.89	\$289.33	\$296.56	\$239.89
29	\$314.82	\$322.69	\$466.40	\$478.06	\$246.95	\$253.13	\$297.84	\$305.29	\$246.95
30	\$319.32	\$327.30	\$473.07	\$484.89	\$250.48	\$256.75	\$302.10	\$309.66	\$250.48
31	\$326.07	\$334.22	\$483.07	\$495.15	\$255.78	\$262.17	\$308.49	\$316.20	\$255.78
32	\$332.83	\$341.15	\$493.07	\$505.40	\$261.08	\$267.60	\$314.88	\$322.75	\$261.08
33	\$337.05	\$345.47	\$499.33	\$511.81	\$264.39	\$271.00	\$318.87	\$326.84	\$264.39
34	\$341.55	\$350.09	\$506.00	\$518.65	\$267.92	\$274.62	\$323.13	\$331.21	\$267.92
35	\$343.80	\$352.39	\$509.33	\$522.06	\$269.68	\$276.43	\$325.26	\$333.39	\$269.68
36	\$346.05	\$354.70	\$512.66	\$525.48	\$271.45	\$278.23	\$327.39	\$335.57	\$271.45
37	\$348.30	\$357.01	\$516.00	\$528.90	\$273.21	\$280.04	\$329.52	\$337.76	\$273.21
38	\$350.55	\$359.31	\$519.33	\$532.32	\$274.98	\$281.85	\$331.65	\$339.94	\$274.98
39	\$355.05	\$363.93	\$526.00	\$539.15	\$278.51	\$285.47	\$335.91	\$344.30	\$278.51
40	\$359.55	\$368.54	\$532.67	\$545.99	\$282.04	\$289.09	\$340.17	\$348.67	\$282.04
41	\$366.30	\$375.46	\$542.67	\$556.24	\$287.34	\$294.52	\$346.55	\$355.22	\$287.34
42	\$372.78	\$382.09	\$552.26	\$566.07	\$292.41	\$299.72	\$352.68	\$361.49	\$292.41
43	\$381.78	\$391.32	\$565.60	\$579.74	\$299.48	\$306.96	\$361.19	\$370.22	\$299.48
44	\$393.03	\$402.86	\$582.27	\$596.83	\$308.30	\$316.01	\$371.84	\$381.14	\$308.30
45	\$406.25	\$416.41	\$601.86	\$616.91	\$318.68	\$326.64	\$384.35	\$393.96	\$318.68
46	\$422.01	\$432.56	\$625.20	\$640.83	\$331.04	\$339.31	\$399.26	\$409.24	\$331.04
47	\$439.73	\$450.73	\$651.46	\$667.74	\$344.94	\$353.56	\$416.02	\$426.42	\$344.94
48	\$459.99	\$471.49	\$681.47	\$698.50	\$360.83	\$369.85	\$435.19	\$446.07	\$360.83
49	\$479.97	\$491.97	\$711.06	\$728.84	\$376.50	\$385.91	\$454.09	\$465.44	\$376.50
50	\$502.47	\$515.04	\$744.40	\$763.01	\$394.15	\$404.01	\$475.38	\$487.26	\$394.15
51	\$524.70	\$537.82	\$777.33	\$796.77	\$411.59	\$421.88	\$496.41	\$508.82	\$411.59
52	\$549.18	\$562.91	\$813.59	\$833.93	\$430.79	\$441.56	\$519.56	\$532.55	\$430.79
53	\$573.93	\$588.28	\$850.27	\$871.53	\$450.21	\$461.46	\$542.99	\$556.56	\$450.21
54	\$600.66	\$615.68	\$889.87	\$912.11	\$471.17	\$482.95	\$568.27	\$582.48	\$471.17
55	\$627.39	\$643.07	\$929.46	\$952.70	\$492.14	\$504.44	\$593.56	\$608.40	\$492.14
56	\$656.37	\$672.78	\$972.39	\$996.70	\$514.87	\$527.74	\$620.97	\$636.50	\$514.87
57	\$685.63	\$702.77	\$1,015.74	\$1,041.14	\$537.82	\$551.27	\$648.66	\$664.87	\$537.82
58	\$716.85	\$734.78	\$1,062.01	\$1,088.56	\$562.32	\$576.38	\$678.20	\$695.16	\$562.32
59	\$732.33	\$750.64	\$1,084.93	\$1,112.05	\$574.46	\$588.82	\$692.84	\$710.16	\$574.46
60	\$763.56	\$782.65	\$1,131.20	\$1,159.48	\$598.95	\$613.93	\$722.39	\$740.45	\$598.95
61	\$790.57	\$810.33	\$1,171.21	\$1,200.49	\$620.14	\$635.64	\$747.94	\$766.64	\$620.14
62	\$808.29	\$828.50	\$1,197.47	\$1,227.40	\$634.04	\$649.89	\$764.71	\$783.82	\$634.04
63	\$830.52	\$851.28	\$1,230.39	\$1,261.15	\$651.48	\$667.76	\$785.73	\$805.38	\$651.48
64+	\$844.02	\$865.12	\$1,250.40	\$1,281.66	\$662.07	\$678.62	\$798.51	\$818.47	\$662.07

Company Name:  
Market:  
Product:  
Effective Date of Rates:

HIOS Plan ID (On Exchange)=>	0040026	16322PA0040026		16322PA0040026					
HIOS Plan ID (Off Exchange)=>	0040026	16322PA0040026		16322PA0040026		16322PA0040037		16322PA0040037	
Plan Marketing Name =>	\$8,700/\$0 - Prege Catastrophic	\$8,700/\$0 - Prege Catastrophic		\$8,700/\$0 - Prege Catastrophic		Pentage Silver \$3,000/\$50 - Premi		Pentage Silver \$3,000/\$50 - Premi	
Form # =>	63	663		663		663		663	
Rating Area =>	1	5		6		1		2	
Network =>	antage w/Dental	st w/Dental	Advantage w/Dental	st w/Dental	Advantage w/Dental	st w/Dental	Advantage w/Dental	st w/Dental	Advantage w/Dental
Metal =>	rophic	Catastrophic		Catastrophic		Silver		Silver	
Deductible =>	\$17400	\$8700 / \$17400		\$8700 / \$17400		\$3000 / \$6000		\$3000 / \$6000	
Coinsurance =>	0%	100%		100%		70%		70%	
Copays =>	/ \$0	\$0 / \$0		\$0 / \$0		\$50 / \$80		\$50 / \$80	
OOP Maximum =>	\$17400	\$8700 / \$17400		\$8700 / \$17400		\$8700 / \$17400		\$8700 / \$17400	
Pediatric Dental (Yes/No) =>	es	Yes		Yes		Yes		Yes	
Age Band	Tobacco	Non-Tobacco	Tobacco	Non-Tobacco	Tobacco	Non-Tobacco	Tobacco	Non-Tobacco	Tobacco
0 - 14	\$168.83	\$168.83	\$168.83	\$250.12	\$250.12	\$223.74	\$223.74	\$269.84	\$269.84
15	\$183.83	\$183.83	\$183.83	\$272.36	\$272.36	\$243.63	\$243.63	\$293.82	\$293.82
16	\$189.57	\$189.57	\$189.57	\$280.86	\$280.86	\$251.23	\$251.23	\$303.00	\$303.00
17	\$195.31	\$195.31	\$195.31	\$289.36	\$289.36	\$258.84	\$258.84	\$312.17	\$312.17
18	\$201.49	\$201.49	\$201.49	\$298.51	\$298.51	\$267.03	\$267.03	\$322.04	\$322.04
19	\$207.67	\$207.67	\$207.67	\$307.67	\$307.67	\$275.21	\$275.21	\$331.92	\$331.92
20	\$214.07	\$214.07	\$214.07	\$317.15	\$317.15	\$283.70	\$283.70	\$342.15	\$342.15
21	\$226.21	\$220.69	\$226.21	\$326.96	\$335.13	\$292.47	\$299.78	\$352.73	\$361.55
22	\$226.21	\$220.69	\$226.21	\$326.96	\$335.13	\$292.47	\$299.78	\$352.73	\$361.55
23	\$226.21	\$220.69	\$226.21	\$326.96	\$335.13	\$292.47	\$299.78	\$352.73	\$361.55
24	\$226.21	\$220.69	\$226.21	\$326.96	\$335.13	\$292.47	\$299.78	\$352.73	\$361.55
25	\$227.11	\$221.57	\$227.11	\$328.27	\$336.47	\$293.64	\$300.98	\$354.14	\$362.99
26	\$231.64	\$225.99	\$231.64	\$334.81	\$343.18	\$299.49	\$306.98	\$361.20	\$370.23
27	\$237.07	\$231.28	\$237.07	\$342.65	\$351.22	\$306.51	\$314.17	\$369.66	\$378.90
28	\$245.89	\$239.89	\$245.89	\$355.41	\$364.29	\$317.91	\$325.86	\$383.42	\$393.00
29	\$253.13	\$246.95	\$253.13	\$365.87	\$375.01	\$327.27	\$335.46	\$394.70	\$404.57
30	\$256.75	\$250.48	\$256.75	\$371.10	\$380.38	\$331.95	\$340.25	\$400.35	\$410.36
31	\$262.17	\$255.78	\$262.17	\$378.95	\$388.42	\$338.97	\$347.45	\$408.81	\$419.03
32	\$267.60	\$261.08	\$267.60	\$386.79	\$396.46	\$345.99	\$354.64	\$417.28	\$427.71
33	\$271.00	\$264.39	\$271.00	\$391.70	\$401.49	\$350.38	\$359.14	\$422.57	\$433.13
34	\$274.62	\$267.92	\$274.62	\$396.93	\$406.85	\$355.06	\$363.94	\$428.21	\$438.92
35	\$276.43	\$269.68	\$276.43	\$399.55	\$409.53	\$357.40	\$366.33	\$431.04	\$441.81
36	\$278.23	\$271.45	\$278.23	\$402.16	\$412.21	\$359.74	\$368.73	\$433.86	\$444.70
37	\$280.04	\$273.21	\$280.04	\$404.78	\$414.90	\$362.08	\$371.13	\$436.68	\$447.60
38	\$281.85	\$274.98	\$281.85	\$407.39	\$417.58	\$364.42	\$373.53	\$439.50	\$450.49
39	\$285.47	\$278.51	\$285.47	\$412.62	\$422.94	\$369.10	\$378.32	\$445.15	\$456.27
40	\$289.09	\$282.04	\$289.09	\$417.85	\$428.30	\$373.78	\$383.12	\$450.79	\$462.06
41	\$294.52	\$287.34	\$294.52	\$425.70	\$436.34	\$380.80	\$390.32	\$459.25	\$470.74
42	\$299.72	\$292.41	\$299.72	\$433.22	\$444.05	\$387.52	\$397.21	\$467.37	\$479.05
43	\$306.96	\$299.48	\$306.96	\$443.68	\$454.78	\$396.88	\$406.80	\$478.65	\$490.62
44	\$316.01	\$308.30	\$316.01	\$456.76	\$468.18	\$408.58	\$418.80	\$492.76	\$505.08
45	\$326.64	\$318.68	\$326.64	\$472.13	\$483.93	\$422.33	\$432.88	\$509.34	\$522.08
46	\$339.31	\$331.04	\$339.31	\$490.44	\$502.70	\$438.71	\$449.67	\$529.10	\$542.32
47	\$353.56	\$344.94	\$353.56	\$511.04	\$523.81	\$457.13	\$468.56	\$551.32	\$565.10
48	\$369.85	\$360.83	\$369.85	\$534.58	\$547.94	\$478.19	\$490.14	\$576.71	\$591.13
49	\$385.91	\$376.50	\$385.91	\$557.79	\$571.74	\$498.95	\$511.43	\$601.76	\$616.80
50	\$404.01	\$394.15	\$404.01	\$583.95	\$598.55	\$522.35	\$535.41	\$629.98	\$645.73
51	\$421.88	\$411.59	\$421.88	\$609.78	\$625.02	\$545.46	\$559.09	\$657.84	\$674.29
52	\$441.56	\$430.79	\$441.56	\$638.23	\$654.18	\$570.90	\$585.17	\$688.53	\$705.74
53	\$461.46	\$450.21	\$461.46	\$667.00	\$683.67	\$596.64	\$611.55	\$719.57	\$737.56
54	\$482.95	\$471.17	\$482.95	\$698.06	\$715.51	\$624.42	\$640.03	\$753.08	\$771.91
55	\$504.44	\$492.14	\$504.44	\$729.12	\$747.35	\$652.21	\$668.51	\$786.59	\$806.25
56	\$527.74	\$514.87	\$527.74	\$762.80	\$781.87	\$682.33	\$699.39	\$822.92	\$843.49
57	\$551.27	\$537.82	\$551.27	\$796.80	\$816.72	\$712.75	\$730.57	\$859.60	\$881.09
58	\$576.38	\$562.32	\$576.38	\$833.09	\$853.92	\$745.21	\$763.84	\$898.76	\$921.22
59	\$588.82	\$574.46	\$588.82	\$851.08	\$872.35	\$761.30	\$780.33	\$918.16	\$941.11
60	\$613.93	\$598.95	\$613.93	\$887.37	\$909.55	\$793.76	\$813.61	\$957.31	\$981.24
61	\$635.64	\$620.14	\$635.64	\$918.76	\$941.73	\$821.84	\$842.39	\$991.17	\$1,015.95
62	\$649.89	\$634.04	\$649.89	\$939.36	\$962.84	\$840.27	\$861.27	\$1,013.39	\$1,038.73
63	\$667.76	\$651.48	\$667.76	\$965.19	\$989.32	\$863.37	\$884.96	\$1,041.26	\$1,067.29
64+	\$678.62	\$662.07	\$678.62	\$980.88	\$1,005.40	\$877.41	\$899.35	\$1,058.19	\$1,084.64



Company Name:  
Market:  
Product:  
Effective Date of Rates:

HIOS Plan ID (On Exchange)=>							16322PA0040039		16322PA
HIOS Plan ID (Off Exchange)=>	16322PA0040037		16322PA0040037		16322PA0040037		16322PA0040039		16322PA
Plan Marketing Name =>	ntage Silver \$3,000/\$50 - Prem		ntage Silver \$3,000/\$50 - Prem		ntage Silver \$3,000/\$50 - Prem		ntage Bronze \$6,700/\$0 - Prem		ntage Bronze \$6
Form # =>	663		663		663		663		663
Rating Area =>	4		5		6		3		3
Network =>	st w/Dental Advantage w/Dent		st w/Dental Advantage w/Dent		st w/Dental Advantage w/Dent		st w/Dental Advantage w/Dent		st w/Dental Adv
Metal =>	Silver		Silver		Silver		Bronze		Bro
Deductible =>	\$3000 / \$6000		\$3000 / \$6000		\$3000 / \$6000		\$6700 / \$13400		\$6700 /
Coinsurance =>	70%		70%		70%		60%		60%
Copays =>	\$50 / \$80		\$50 / \$80		\$50 / \$80		\$0 / 40%		\$0 /
OOP Maximum =>	\$8700 / \$17400		\$8700 / \$17400		\$8700 / \$17400		\$8700 / \$17400		\$8700 /
Pediatric Dental (Yes/No) =>	Yes		Yes		Yes		Yes		Yes
Age Band	Non-Tobacco	Tobacco	Non-Tobacco	Tobacco	Non-Tobacco	Tobacco	Non-Tobacco	Tobacco	Non-Tobacco
0 - 14	\$223.74	\$223.74	\$223.74	\$223.74	\$331.47	\$331.47	\$236.44	\$236.44	\$264.38
15	\$243.63	\$243.63	\$243.63	\$243.63	\$360.94	\$360.94	\$257.46	\$257.46	\$287.88
16	\$251.23	\$251.23	\$251.23	\$251.23	\$372.20	\$372.20	\$265.49	\$265.49	\$296.86
17	\$258.84	\$258.84	\$258.84	\$258.84	\$383.47	\$383.47	\$273.53	\$273.53	\$305.85
18	\$267.03	\$267.03	\$267.03	\$267.03	\$395.60	\$395.60	\$282.18	\$282.18	\$315.52
19	\$275.21	\$275.21	\$275.21	\$275.21	\$407.74	\$407.74	\$290.83	\$290.83	\$325.20
20	\$283.70	\$283.70	\$283.70	\$283.70	\$420.30	\$420.30	\$299.80	\$299.80	\$335.22
21	\$292.47	\$299.78	\$292.47	\$299.78	\$433.30	\$444.13	\$309.07	\$316.80	\$345.59
22	\$292.47	\$299.78	\$292.47	\$299.78	\$433.30	\$444.13	\$309.07	\$316.80	\$345.59
23	\$292.47	\$299.78	\$292.47	\$299.78	\$433.30	\$444.13	\$309.07	\$316.80	\$345.59
24	\$292.47	\$299.78	\$292.47	\$299.78	\$433.30	\$444.13	\$309.07	\$316.80	\$345.59
25	\$293.64	\$300.98	\$293.64	\$300.98	\$435.03	\$445.91	\$310.31	\$318.06	\$346.97
26	\$299.49	\$306.98	\$299.49	\$306.98	\$443.70	\$454.79	\$316.49	\$324.40	\$353.88
27	\$306.51	\$314.17	\$306.51	\$314.17	\$454.10	\$465.45	\$323.91	\$332.00	\$362.18
28	\$317.91	\$325.86	\$317.91	\$325.86	\$471.00	\$482.77	\$335.96	\$344.36	\$375.66
29	\$327.27	\$335.46	\$327.27	\$335.46	\$484.86	\$496.98	\$345.85	\$354.50	\$386.72
30	\$331.95	\$340.25	\$331.95	\$340.25	\$491.80	\$504.09	\$350.79	\$359.56	\$392.24
31	\$338.97	\$347.45	\$338.97	\$347.45	\$502.19	\$514.75	\$358.21	\$367.17	\$400.54
32	\$345.99	\$354.64	\$345.99	\$354.64	\$512.59	\$525.41	\$365.63	\$374.77	\$408.83
33	\$350.38	\$359.14	\$350.38	\$359.14	\$519.09	\$532.07	\$370.27	\$379.52	\$414.02
34	\$355.06	\$363.94	\$355.06	\$363.94	\$526.03	\$539.18	\$375.21	\$384.59	\$419.55
35	\$357.40	\$366.33	\$357.40	\$366.33	\$529.49	\$542.73	\$377.68	\$387.13	\$422.31
36	\$359.74	\$368.73	\$359.74	\$368.73	\$532.96	\$546.28	\$380.16	\$389.66	\$425.08
37	\$362.08	\$371.13	\$362.08	\$371.13	\$536.43	\$549.84	\$382.63	\$392.19	\$427.84
38	\$364.42	\$373.53	\$364.42	\$373.53	\$539.89	\$553.39	\$385.10	\$394.73	\$430.61
39	\$369.10	\$378.32	\$369.10	\$378.32	\$546.82	\$560.50	\$390.05	\$399.80	\$436.13
40	\$373.78	\$383.12	\$373.78	\$383.12	\$553.76	\$567.60	\$394.99	\$404.87	\$441.66
41	\$380.80	\$390.32	\$380.80	\$390.32	\$564.16	\$578.26	\$402.41	\$412.47	\$449.96
42	\$387.52	\$397.21	\$387.52	\$397.21	\$574.12	\$588.48	\$409.52	\$419.76	\$457.91
43	\$396.88	\$406.80	\$396.88	\$406.80	\$587.99	\$602.69	\$419.41	\$429.89	\$468.97
44	\$408.58	\$418.80	\$408.58	\$418.80	\$605.32	\$620.45	\$431.77	\$442.57	\$482.79
45	\$422.33	\$432.88	\$422.33	\$432.88	\$625.69	\$641.33	\$446.30	\$457.45	\$499.03
46	\$438.71	\$449.67	\$438.71	\$449.67	\$649.95	\$666.20	\$463.61	\$475.20	\$518.39
47	\$457.13	\$468.56	\$457.13	\$468.56	\$677.25	\$694.18	\$483.08	\$495.15	\$540.16
48	\$478.19	\$490.14	\$478.19	\$490.14	\$708.45	\$726.16	\$505.33	\$517.96	\$565.04
49	\$498.95	\$511.43	\$498.95	\$511.43	\$739.21	\$757.69	\$527.27	\$540.46	\$589.58
50	\$522.35	\$535.41	\$522.35	\$535.41	\$773.87	\$793.22	\$552.00	\$565.80	\$617.22
51	\$545.46	\$559.09	\$545.46	\$559.09	\$808.10	\$828.31	\$576.42	\$590.83	\$644.53
52	\$570.90	\$585.17	\$570.90	\$585.17	\$845.80	\$866.95	\$603.30	\$618.39	\$674.59
53	\$596.64	\$611.55	\$596.64	\$611.55	\$883.93	\$906.03	\$630.50	\$646.27	\$705.00
54	\$624.42	\$640.03	\$624.42	\$640.03	\$925.10	\$948.22	\$659.86	\$676.36	\$737.83
55	\$652.21	\$668.51	\$652.21	\$668.51	\$966.26	\$990.42	\$689.23	\$706.46	\$770.67
56	\$682.33	\$699.39	\$682.33	\$699.39	\$1,010.89	\$1,036.16	\$721.06	\$739.09	\$806.26
57	\$712.75	\$730.57	\$712.75	\$730.57	\$1,055.95	\$1,082.35	\$753.20	\$772.03	\$842.20
58	\$745.21	\$763.84	\$745.21	\$763.84	\$1,104.05	\$1,131.65	\$787.51	\$807.20	\$880.56
59	\$761.30	\$780.33	\$761.30	\$780.33	\$1,127.88	\$1,156.08	\$804.51	\$824.62	\$899.57
60	\$793.76	\$813.61	\$793.76	\$813.61	\$1,175.98	\$1,205.38	\$838.82	\$859.79	\$937.93
61	\$821.84	\$842.39	\$821.84	\$842.39	\$1,217.57	\$1,248.01	\$868.49	\$890.20	\$971.11
62	\$840.27	\$861.27	\$840.27	\$861.27	\$1,244.87	\$1,275.99	\$887.96	\$910.16	\$992.88
63	\$863.37	\$884.96	\$863.37	\$884.96	\$1,279.10	\$1,311.08	\$912.37	\$935.18	\$1,020.18
64+	\$877.41	\$899.35	\$877.41	\$899.35	\$1,299.90	\$1,332.40	\$927.21	\$950.39	\$1,036.77

Company Name:  
Market:  
Product:  
Effective Date of Rates:

HIOS Plan ID (On Exchange)=>	0040039	16322PA0040039		16322PA0040039		16322PA0040040		16322PA0040040	
HIOS Plan ID (Off Exchange)=>	0040039	16322PA0040039		16322PA0040039		16322PA0040040		16322PA0040040	
Plan Marketing Name =>	700/\$0 - Premium Bronze	\$6,700/\$0 - Premium Bronze		\$6,700/\$0 - Premium Bronze		\$3,500/\$40 - Premium Silver		\$3,500/\$40 - Premium Silver	
Form # =>	63	663		663		663		663	
Rating Area =>	5	7		9		3		6	
Network =>	Advantage w/Dental	Advantage w/Dental		Advantage w/Dental		Advantage w/Dental		Advantage w/Dental	
Metal =>	Platinum	Bronze		Bronze		Silver		Silver	
Deductible =>	\$13400	\$6700 / \$13400		\$6700 / \$13400		\$3500 / \$7000		\$3500 / \$7000	
Coinsurance =>	100%	60%		60%		70%		70%	
Copays =>	40%	\$0 / 40%		\$0 / 40%		\$40 / \$75		\$40 / \$75	
OOP Maximum =>	\$17400	\$8700 / \$17400		\$8700 / \$17400		\$8700 / \$17400		\$8700 / \$17400	
Pediatric Dental (Yes/No) =>	Yes	Yes		Yes		Yes		Yes	
Age Band	Tobacco	Non-Tobacco	Tobacco	Non-Tobacco	Tobacco	Non-Tobacco	Tobacco	Non-Tobacco	Tobacco
0 - 14	\$264.38	\$268.72	\$268.72	\$235.30	\$235.30	\$395.57	\$395.57	\$442.31	\$442.31
15	\$287.88	\$292.61	\$292.61	\$256.21	\$256.21	\$430.73	\$430.73	\$481.62	\$481.62
16	\$296.86	\$301.74	\$301.74	\$264.21	\$264.21	\$444.17	\$444.17	\$496.66	\$496.66
17	\$305.85	\$310.87	\$310.87	\$272.21	\$272.21	\$457.62	\$457.62	\$511.69	\$511.69
18	\$315.52	\$320.71	\$320.71	\$280.82	\$280.82	\$472.09	\$472.09	\$527.88	\$527.88
19	\$325.20	\$330.55	\$330.55	\$289.43	\$289.43	\$486.57	\$486.57	\$544.07	\$544.07
20	\$335.22	\$340.73	\$340.73	\$298.35	\$298.35	\$501.57	\$501.57	\$560.83	\$560.83
21	\$354.23	\$351.27	\$360.05	\$307.58	\$315.27	\$517.08	\$530.01	\$578.18	\$592.63
22	\$354.23	\$351.27	\$360.05	\$307.58	\$315.27	\$517.08	\$530.01	\$578.18	\$592.63
23	\$354.23	\$351.27	\$360.05	\$307.58	\$315.27	\$517.08	\$530.01	\$578.18	\$592.63
24	\$354.23	\$351.27	\$360.05	\$307.58	\$315.27	\$517.08	\$530.01	\$578.18	\$592.63
25	\$355.65	\$352.68	\$361.49	\$308.81	\$316.53	\$519.15	\$532.13	\$580.49	\$595.01
26	\$362.73	\$359.70	\$368.69	\$314.96	\$322.84	\$529.49	\$542.73	\$592.06	\$606.86
27	\$371.23	\$368.13	\$377.33	\$322.34	\$330.40	\$541.90	\$555.45	\$605.93	\$621.08
28	\$385.05	\$381.83	\$391.38	\$334.34	\$342.70	\$562.07	\$576.12	\$628.48	\$644.19
29	\$396.38	\$393.07	\$402.90	\$344.18	\$352.79	\$578.61	\$593.08	\$646.98	\$663.16
30	\$402.05	\$398.69	\$408.66	\$349.10	\$357.83	\$586.89	\$601.56	\$656.23	\$672.64
31	\$410.55	\$407.12	\$417.30	\$356.49	\$365.40	\$599.30	\$614.28	\$670.11	\$686.86
32	\$419.05	\$415.55	\$425.94	\$363.87	\$372.96	\$611.71	\$627.00	\$683.99	\$701.09
33	\$424.37	\$420.82	\$431.34	\$368.48	\$377.69	\$619.46	\$634.95	\$692.66	\$709.98
34	\$430.03	\$426.44	\$437.10	\$373.40	\$382.74	\$627.74	\$643.43	\$701.91	\$719.46
35	\$432.87	\$429.25	\$439.98	\$375.86	\$385.26	\$631.87	\$647.67	\$706.54	\$724.20
36	\$435.70	\$432.06	\$442.86	\$378.32	\$387.78	\$636.01	\$651.91	\$711.16	\$728.94
37	\$438.54	\$434.87	\$445.74	\$380.78	\$390.30	\$640.15	\$656.15	\$715.79	\$733.68
38	\$441.37	\$437.68	\$448.62	\$383.24	\$392.83	\$644.28	\$660.39	\$720.41	\$738.42
39	\$447.04	\$443.30	\$454.39	\$388.17	\$397.87	\$652.55	\$668.87	\$729.66	\$747.90
40	\$452.71	\$448.92	\$460.15	\$393.09	\$402.91	\$660.83	\$677.35	\$738.91	\$757.39
41	\$461.21	\$457.35	\$468.79	\$400.47	\$410.48	\$673.24	\$690.07	\$752.79	\$771.61
42	\$469.35	\$465.43	\$477.07	\$407.54	\$417.73	\$685.13	\$702.26	\$766.09	\$785.24
43	\$480.69	\$476.67	\$488.59	\$417.39	\$427.82	\$701.68	\$719.22	\$784.59	\$804.21
44	\$494.86	\$490.72	\$502.99	\$429.69	\$440.43	\$722.36	\$740.42	\$807.72	\$827.91
45	\$511.51	\$507.23	\$519.91	\$444.15	\$455.25	\$746.66	\$765.33	\$834.89	\$855.76
46	\$531.34	\$526.91	\$540.08	\$461.37	\$472.90	\$775.62	\$795.01	\$867.27	\$888.95
47	\$553.66	\$549.04	\$562.76	\$480.75	\$492.77	\$808.20	\$828.40	\$903.70	\$926.29
48	\$579.17	\$574.33	\$588.68	\$502.89	\$515.47	\$845.43	\$866.56	\$945.32	\$968.96
49	\$604.32	\$599.27	\$614.25	\$524.73	\$537.85	\$882.14	\$904.19	\$986.38	\$1,011.03
50	\$632.65	\$627.37	\$643.05	\$549.34	\$563.07	\$923.50	\$946.59	\$1,032.63	\$1,058.45
51	\$660.64	\$655.12	\$671.50	\$573.64	\$587.98	\$964.35	\$988.46	\$1,078.31	\$1,105.26
52	\$691.46	\$685.68	\$702.82	\$600.40	\$615.41	\$1,009.34	\$1,034.57	\$1,128.61	\$1,156.82
53	\$722.63	\$716.59	\$734.51	\$627.46	\$643.15	\$1,054.84	\$1,081.21	\$1,179.49	\$1,208.97
54	\$756.28	\$749.96	\$768.71	\$656.68	\$673.10	\$1,103.97	\$1,131.56	\$1,234.41	\$1,265.27
55	\$789.93	\$783.33	\$802.92	\$685.90	\$703.05	\$1,153.09	\$1,181.92	\$1,289.34	\$1,321.57
56	\$826.42	\$819.51	\$840.00	\$717.58	\$735.52	\$1,206.35	\$1,236.51	\$1,348.89	\$1,382.62
57	\$863.26	\$856.04	\$877.45	\$749.57	\$768.31	\$1,260.12	\$1,291.63	\$1,409.02	\$1,444.25
58	\$902.58	\$895.04	\$917.41	\$783.71	\$803.31	\$1,317.52	\$1,350.46	\$1,473.20	\$1,510.03
59	\$922.06	\$914.36	\$937.21	\$800.63	\$820.65	\$1,345.96	\$1,379.61	\$1,505.00	\$1,542.63
60	\$961.38	\$953.35	\$977.18	\$834.77	\$855.64	\$1,403.36	\$1,438.44	\$1,569.18	\$1,608.41
61	\$995.39	\$987.07	\$1,011.75	\$864.30	\$885.91	\$1,452.99	\$1,489.32	\$1,624.69	\$1,665.30
62	\$1,017.70	\$1,009.20	\$1,034.43	\$883.68	\$905.77	\$1,485.57	\$1,522.71	\$1,661.11	\$1,702.64
63	\$1,045.69	\$1,036.95	\$1,062.87	\$907.98	\$930.68	\$1,526.42	\$1,564.58	\$1,706.79	\$1,749.46
64+	\$1,062.69	\$1,053.81	\$1,080.16	\$922.74	\$945.81	\$1,551.24	\$1,590.02	\$1,734.54	\$1,777.90

Company Name:  
Market:  
Product:  
Effective Date of Rates:

HIOS Plan ID (On Exchange)=>	16322PA0040040		16322PA0040040		16322PA0040041		16322PA0040041		16322PA0040041
HIOS Plan ID (Off Exchange)=>	16322PA0040040		16322PA0040040		16322PA0040041		16322PA0040041		16322PA0040041
Plan Marketing Name =>	ntage Silver \$3,500/\$40 - Prem		ntage Silver \$3,500/\$40 - Prem		ntage Silver \$3,000/\$50 - Prem		ntage Silver \$3,000/\$50 - Prem		ntage Silver \$3,000/\$50 - Prem
Form # =>	663		663		663		663		663
Rating Area =>	7		9		3		6		6
Network =>	st w/Dental Advantage w/Dent		st w/Dental Advantage w/Dent		st w/Dental Advantage w/Dent		st w/Dental Advantage w/Dent		st w/Dental Adv
Metal =>	Silver		Silver		Silver		Silver		Sil
Deductible =>	\$3500 / \$7000		\$3500 / \$7000		\$3000 / \$6000		\$3000 / \$6000		\$3000 /
Coinsurance =>	70%		70%		70%		70%		70%
Copays =>	\$40 / \$75		\$40 / \$75		\$50 / \$80		\$50 / \$80		\$50 /
OOP Maximum =>	\$8700 / \$17400		\$8700 / \$17400		\$8700 / \$17400		\$8700 / \$17400		\$8700 /
Pediatric Dental (Yes/No) =>	Yes		Yes		Yes		Yes		Y
Age Band	Non-Tobacco	Tobacco	Non-Tobacco	Tobacco	Non-Tobacco	Tobacco	Non-Tobacco	Tobacco	Non-Tobacco
0 - 14	\$449.58	\$449.58	\$393.66	\$393.66	\$296.45	\$296.45	\$331.47	\$331.47	\$336.93
15	\$489.55	\$489.55	\$428.65	\$428.65	\$322.80	\$322.80	\$360.94	\$360.94	\$366.88
16	\$504.83	\$504.83	\$442.03	\$442.03	\$332.87	\$332.87	\$372.20	\$372.20	\$378.33
17	\$520.11	\$520.11	\$455.41	\$455.41	\$342.95	\$342.95	\$383.47	\$383.47	\$389.78
18	\$536.56	\$536.56	\$469.82	\$469.82	\$353.80	\$353.80	\$395.60	\$395.60	\$402.11
19	\$553.02	\$553.02	\$484.23	\$484.23	\$364.65	\$364.65	\$407.74	\$407.74	\$414.44
20	\$570.06	\$570.06	\$499.15	\$499.15	\$375.88	\$375.88	\$420.30	\$420.30	\$427.22
21	\$587.69	\$602.38	\$514.59	\$527.45	\$387.51	\$397.20	\$433.30	\$444.13	\$440.43
22	\$587.69	\$602.38	\$514.59	\$527.45	\$387.51	\$397.20	\$433.30	\$444.13	\$440.43
23	\$587.69	\$602.38	\$514.59	\$527.45	\$387.51	\$397.20	\$433.30	\$444.13	\$440.43
24	\$587.69	\$602.38	\$514.59	\$527.45	\$387.51	\$397.20	\$433.30	\$444.13	\$440.43
25	\$590.04	\$604.79	\$516.65	\$529.56	\$389.06	\$398.79	\$435.03	\$445.91	\$442.19
26	\$601.79	\$616.84	\$526.94	\$540.11	\$396.81	\$406.73	\$443.70	\$454.79	\$451.00
27	\$615.90	\$631.30	\$539.29	\$552.77	\$406.11	\$416.26	\$454.10	\$465.45	\$461.57
28	\$638.82	\$654.79	\$559.36	\$573.34	\$421.22	\$431.75	\$471.00	\$482.77	\$478.75
29	\$657.63	\$674.07	\$575.83	\$590.22	\$433.62	\$444.46	\$484.86	\$496.98	\$492.84
30	\$667.03	\$683.70	\$584.06	\$598.66	\$439.82	\$450.82	\$491.80	\$504.09	\$499.89
31	\$681.13	\$698.16	\$596.41	\$611.32	\$449.12	\$460.35	\$502.19	\$514.75	\$510.46
32	\$695.24	\$712.62	\$608.76	\$623.98	\$458.42	\$469.88	\$512.59	\$525.41	\$521.03
33	\$704.05	\$721.65	\$616.48	\$631.89	\$464.24	\$475.84	\$519.09	\$532.07	\$527.64
34	\$713.46	\$731.29	\$624.71	\$640.33	\$470.44	\$482.20	\$526.03	\$539.18	\$534.68
35	\$718.16	\$736.11	\$628.83	\$644.55	\$473.54	\$485.38	\$529.49	\$542.73	\$538.21
36	\$722.86	\$740.93	\$632.95	\$648.77	\$476.64	\$488.55	\$532.96	\$546.28	\$541.73
37	\$727.56	\$745.75	\$637.06	\$652.99	\$479.74	\$491.73	\$536.43	\$549.84	\$545.25
38	\$732.26	\$750.57	\$641.18	\$657.21	\$482.84	\$494.91	\$539.89	\$553.39	\$548.78
39	\$741.66	\$760.21	\$649.41	\$665.65	\$489.04	\$501.26	\$546.82	\$560.50	\$555.82
40	\$751.07	\$769.84	\$657.65	\$674.09	\$495.24	\$507.62	\$553.76	\$567.60	\$562.87
41	\$765.17	\$784.30	\$670.00	\$686.75	\$504.54	\$517.15	\$564.16	\$578.26	\$573.44
42	\$778.69	\$798.16	\$681.83	\$698.88	\$513.45	\$526.29	\$574.12	\$588.48	\$583.57
43	\$797.50	\$817.43	\$698.30	\$715.76	\$525.85	\$539.00	\$587.99	\$602.69	\$597.66
44	\$821.00	\$841.53	\$718.88	\$736.85	\$541.35	\$554.89	\$605.32	\$620.45	\$615.28
45	\$848.62	\$869.84	\$743.07	\$761.64	\$559.56	\$573.55	\$625.69	\$641.33	\$635.98
46	\$881.54	\$903.57	\$771.89	\$791.18	\$581.27	\$595.80	\$649.95	\$666.20	\$660.65
47	\$918.56	\$941.52	\$804.30	\$824.41	\$605.68	\$620.82	\$677.25	\$694.18	\$688.39
48	\$960.87	\$984.89	\$841.35	\$862.39	\$633.58	\$649.42	\$708.45	\$726.16	\$720.10
49	\$1,002.60	\$1,027.66	\$877.89	\$899.84	\$661.09	\$677.62	\$739.21	\$757.69	\$751.37
50	\$1,049.61	\$1,075.85	\$919.06	\$942.03	\$692.09	\$709.40	\$773.87	\$793.22	\$786.61
51	\$1,096.04	\$1,123.44	\$959.71	\$983.70	\$722.71	\$740.77	\$808.10	\$828.31	\$821.40
52	\$1,147.17	\$1,175.85	\$1,004.48	\$1,029.59	\$756.42	\$775.33	\$845.80	\$866.95	\$859.72
53	\$1,198.89	\$1,228.86	\$1,049.76	\$1,076.01	\$790.52	\$810.28	\$883.93	\$906.03	\$898.48
54	\$1,254.72	\$1,286.09	\$1,098.65	\$1,126.12	\$827.33	\$848.02	\$925.10	\$948.22	\$940.32
55	\$1,310.55	\$1,343.31	\$1,147.54	\$1,176.22	\$864.15	\$885.75	\$966.26	\$990.42	\$982.16
56	\$1,371.08	\$1,405.36	\$1,200.54	\$1,230.55	\$904.06	\$926.66	\$1,010.89	\$1,036.16	\$1,027.52
57	\$1,432.20	\$1,468.01	\$1,254.06	\$1,285.41	\$944.36	\$967.97	\$1,055.95	\$1,082.35	\$1,073.33
58	\$1,497.43	\$1,534.87	\$1,311.18	\$1,343.95	\$987.38	\$1,012.06	\$1,104.05	\$1,131.65	\$1,122.22
59	\$1,529.76	\$1,568.00	\$1,339.48	\$1,372.96	\$1,008.69	\$1,033.91	\$1,127.88	\$1,156.08	\$1,146.44
60	\$1,594.99	\$1,634.87	\$1,396.60	\$1,431.51	\$1,051.70	\$1,077.99	\$1,175.98	\$1,205.38	\$1,195.33
61	\$1,651.41	\$1,692.69	\$1,446.00	\$1,482.15	\$1,088.90	\$1,116.13	\$1,217.57	\$1,248.01	\$1,237.61
62	\$1,688.43	\$1,730.64	\$1,478.42	\$1,515.38	\$1,113.32	\$1,141.15	\$1,244.87	\$1,275.99	\$1,265.36
63	\$1,734.86	\$1,778.23	\$1,519.07	\$1,557.05	\$1,143.93	\$1,172.53	\$1,279.10	\$1,311.08	\$1,300.15
64+	\$1,763.07	\$1,807.15	\$1,543.77	\$1,582.36	\$1,162.53	\$1,191.59	\$1,299.90	\$1,332.40	\$1,321.29

Company Name:  
Market:  
Product:  
Effective Date of Rates:

HIOS Plan ID (On Exchange)=>				16322PA0040042		16322PA0040042		16322PA0040042	
HIOS Plan ID (Off Exchange)=>	0040041		16322PA0040041		16322PA0040042		16322PA0040042		16322PA0040042
Plan Marketing Name =>	000/\$50 - Premium	antage Silver \$3,000/\$50 - Premium	antage Gold \$1,000/\$10 - Premium	antage Gold \$1,000/\$10 - Premium	antage Gold \$1,000/\$10 - Premium	antage Gold \$1,000/\$10 - Premium	antage Gold \$1,000/\$10 - Premium	antage Gold \$1,000/\$10 - Premium	antage Gold \$1,000/\$10 - Premium
Form # =>	63	663	663	663	663	663	663	663	663
Rating Area =>	7	9	3	3	6	6	7	7	7
Network =>	antage w/Dental	st w/Dental Advantage w/Dental	st w/Dental Advantage w/Dental	st w/Dental Advantage w/Dental	st w/Dental Advantage w/Dental	st w/Dental Advantage w/Dental	st w/Dental Advantage w/Dental	st w/Dental Advantage w/Dental	st w/Dental Advantage w/Dental
Metal =>	ver	Silver	Gold	Gold	Gold	Gold	Gold	Gold	Gold
Deductible =>	\$6000	\$3000 / \$6000	\$1000 / \$2000	\$1000 / \$2000	\$1000 / \$2000	\$1000 / \$2000	\$1000 / \$2000	\$1000 / \$2000	\$1000 / \$2000
Coinsurance =>	%	70%	80%	80%	80%	80%	80%	80%	80%
Copays =>	\$80	\$50 / \$80	\$10 / \$70	\$10 / \$70	\$10 / \$70	\$10 / \$70	\$10 / \$70	\$10 / \$70	\$10 / \$70
OOP Maximum =>	\$17400	\$8700 / \$17400	\$7000 / \$14000	\$7000 / \$14000	\$7000 / \$14000	\$7000 / \$14000	\$7000 / \$14000	\$7000 / \$14000	\$7000 / \$14000
Pediatric Dental (Yes/No) =>	es	Yes	Yes	Yes	Yes	Yes	Yes	Yes	Yes
Age Band	Tobacco	Non-Tobacco	Tobacco	Non-Tobacco	Tobacco	Non-Tobacco	Tobacco	Non-Tobacco	Tobacco
0 - 14	\$336.93	\$295.02	\$295.02	\$342.78	\$342.78	\$383.28	\$383.28	\$389.58	\$389.58
15	\$366.88	\$321.25	\$321.25	\$373.25	\$373.25	\$417.35	\$417.35	\$424.21	\$424.21
16	\$378.33	\$331.27	\$331.27	\$384.90	\$384.90	\$430.38	\$430.38	\$437.45	\$437.45
17	\$389.78	\$341.30	\$341.30	\$396.55	\$396.55	\$443.40	\$443.40	\$450.70	\$450.70
18	\$402.11	\$352.10	\$352.10	\$409.10	\$409.10	\$457.43	\$457.43	\$464.95	\$464.95
19	\$414.44	\$362.90	\$362.90	\$421.64	\$421.64	\$471.46	\$471.46	\$479.21	\$479.21
20	\$427.22	\$374.08	\$374.08	\$434.64	\$434.64	\$485.99	\$485.99	\$493.98	\$493.98
21	\$451.44	\$385.65	\$395.29	\$448.08	\$459.28	\$501.02	\$513.55	\$509.26	\$521.99
22	\$451.44	\$385.65	\$395.29	\$448.08	\$459.28	\$501.02	\$513.55	\$509.26	\$521.99
23	\$451.44	\$385.65	\$395.29	\$448.08	\$459.28	\$501.02	\$513.55	\$509.26	\$521.99
24	\$451.44	\$385.65	\$395.29	\$448.08	\$459.28	\$501.02	\$513.55	\$509.26	\$521.99
25	\$453.25	\$387.19	\$396.87	\$449.87	\$461.12	\$503.02	\$515.60	\$511.30	\$524.08
26	\$462.28	\$394.91	\$404.78	\$458.83	\$470.30	\$513.04	\$525.87	\$521.48	\$534.52
27	\$473.11	\$404.16	\$414.27	\$469.59	\$481.33	\$525.07	\$538.20	\$533.70	\$547.05
28	\$490.72	\$419.20	\$429.68	\$487.06	\$499.24	\$544.61	\$558.22	\$553.57	\$567.40
29	\$505.16	\$431.54	\$442.33	\$501.40	\$513.94	\$560.64	\$574.66	\$569.86	\$584.11
30	\$512.39	\$437.71	\$448.66	\$508.57	\$521.29	\$568.66	\$582.87	\$578.01	\$592.46
31	\$523.22	\$446.97	\$458.14	\$519.32	\$532.31	\$580.68	\$595.20	\$590.23	\$604.99
32	\$534.05	\$456.22	\$467.63	\$530.08	\$543.33	\$592.71	\$607.52	\$602.45	\$617.52
33	\$540.83	\$462.01	\$473.56	\$536.80	\$550.22	\$600.22	\$615.23	\$610.09	\$625.35
34	\$548.05	\$468.18	\$479.88	\$543.97	\$557.57	\$608.24	\$623.44	\$618.24	\$633.70
35	\$551.66	\$471.26	\$483.05	\$547.55	\$561.24	\$612.25	\$627.55	\$622.32	\$637.87
36	\$555.27	\$474.35	\$486.21	\$551.14	\$564.92	\$616.25	\$631.66	\$626.39	\$642.05
37	\$558.88	\$477.43	\$489.37	\$554.72	\$568.59	\$620.26	\$635.77	\$630.46	\$646.23
38	\$562.50	\$480.52	\$492.53	\$558.31	\$572.27	\$624.27	\$639.88	\$634.54	\$650.40
39	\$569.72	\$486.69	\$498.86	\$565.48	\$579.61	\$632.29	\$648.09	\$642.69	\$658.75
40	\$576.94	\$492.86	\$505.18	\$572.65	\$586.96	\$640.30	\$656.31	\$650.83	\$667.11
41	\$587.78	\$502.12	\$514.67	\$583.40	\$597.99	\$652.33	\$668.64	\$663.06	\$679.63
42	\$598.16	\$510.99	\$523.76	\$593.71	\$608.55	\$663.85	\$680.45	\$674.77	\$691.64
43	\$612.61	\$523.33	\$536.41	\$608.04	\$623.25	\$679.88	\$696.88	\$691.07	\$708.34
44	\$630.66	\$538.75	\$552.22	\$625.97	\$641.62	\$699.92	\$717.42	\$711.44	\$729.22
45	\$651.88	\$556.88	\$570.80	\$647.03	\$663.20	\$723.47	\$741.56	\$735.37	\$753.76
46	\$677.16	\$578.48	\$592.94	\$672.12	\$688.92	\$751.53	\$770.32	\$763.89	\$782.99
47	\$705.60	\$602.77	\$617.84	\$700.35	\$717.86	\$783.09	\$802.67	\$795.97	\$815.87
48	\$738.11	\$630.54	\$646.30	\$732.61	\$750.93	\$819.17	\$839.65	\$832.64	\$853.46
49	\$770.16	\$657.92	\$674.37	\$764.42	\$783.54	\$854.74	\$876.11	\$868.80	\$890.52
50	\$806.27	\$688.77	\$705.99	\$800.27	\$820.28	\$894.82	\$917.19	\$909.54	\$932.28
51	\$841.94	\$719.24	\$737.22	\$835.67	\$856.56	\$934.40	\$957.76	\$949.77	\$973.51
52	\$881.21	\$752.79	\$771.61	\$874.65	\$896.52	\$977.99	\$1,002.44	\$994.08	\$1,018.93
53	\$920.94	\$786.73	\$806.39	\$914.08	\$936.94	\$1,022.08	\$1,047.63	\$1,038.89	\$1,064.86
54	\$963.83	\$823.36	\$843.95	\$956.65	\$980.57	\$1,069.68	\$1,096.42	\$1,087.27	\$1,114.45
55	\$1,006.71	\$860.00	\$881.50	\$999.22	\$1,024.20	\$1,117.27	\$1,145.21	\$1,135.65	\$1,164.04
56	\$1,053.21	\$899.72	\$922.21	\$1,045.37	\$1,071.50	\$1,168.88	\$1,198.10	\$1,188.10	\$1,217.81
57	\$1,100.16	\$939.83	\$963.32	\$1,091.97	\$1,119.27	\$1,220.99	\$1,251.51	\$1,241.07	\$1,272.09
58	\$1,150.27	\$982.64	\$1,007.20	\$1,141.71	\$1,170.25	\$1,276.60	\$1,308.51	\$1,297.59	\$1,330.03
59	\$1,175.10	\$1,003.85	\$1,028.94	\$1,166.35	\$1,195.51	\$1,304.16	\$1,336.76	\$1,325.60	\$1,358.74
60	\$1,225.21	\$1,046.65	\$1,072.82	\$1,216.09	\$1,246.49	\$1,359.77	\$1,393.76	\$1,382.13	\$1,416.68
61	\$1,268.55	\$1,083.68	\$1,110.77	\$1,259.10	\$1,290.58	\$1,407.87	\$1,443.06	\$1,431.02	\$1,466.80
62	\$1,296.99	\$1,107.97	\$1,135.67	\$1,287.33	\$1,319.52	\$1,439.43	\$1,475.42	\$1,463.10	\$1,499.68
63	\$1,332.65	\$1,138.44	\$1,166.90	\$1,322.73	\$1,355.80	\$1,479.01	\$1,515.99	\$1,503.34	\$1,540.92
64+	\$1,354.32	\$1,156.95	\$1,185.87	\$1,344.24	\$1,377.85	\$1,503.06	\$1,540.64	\$1,527.78	\$1,565.97

Company Name:  
Market:  
Product:  
Effective Date of Rates:

HIOS Plan ID (On Exchange)=>	16322PA0040042		16322PA0040047		16322PA0040047		16322PA0040047		16322PA
HIOS Plan ID (Off Exchange)=>	16322PA0040042		16322PA0040047		16322PA0040047		16322PA0040047		16322PA
Plan Marketing Name =>	ntage Gold \$1,000/\$10 - Prem		tage Gold HSA \$3,100/\$0 - Prem		tage Gold HSA \$3,100/\$0 - Prem		tage Gold HSA \$3,100/\$0 - Prem		tage Gold HSA \$
Form # =>	663		664		664		664		66
Rating Area =>	9		1		2		4		!
Network =>	st w/Dental Advantage w/Dent		st w/Dental Advantage w/Dent		st w/Dental Advantage w/Dent		st w/Dental Advantage w/Dent		st w/Dental Ad
Metal =>	Gold		Gold		Gold		Gold		Gc
Deductible =>	\$1000 / \$2000		\$3100 / \$6200		\$3100 / \$6200		\$3100 / \$6200		\$3100,
Coinsurance =>	80%		90%		90%		90%		90
Copays =>	\$10 / \$70		\$0 / 10%		\$0 / 10%		\$0 / 10%		\$0 /
OOP Maximum =>	\$7000 / \$14000		\$4000 / \$8000		\$4000 / \$8000		\$4000 / \$8000		\$4000,
Pediatric Dental (Yes/No) =>	Yes		Yes		Yes		Yes		Y
Age Band	Non-Tobacco	Tobacco	Non-Tobacco	Tobacco	Non-Tobacco	Tobacco	Non-Tobacco	Tobacco	Non-Tobacco
0 - 14	\$341.13	\$341.13	\$224.57	\$224.57	\$270.83	\$270.83	\$224.57	\$224.57	\$224.57
15	\$371.45	\$371.45	\$244.53	\$244.53	\$294.91	\$294.91	\$244.53	\$244.53	\$244.53
16	\$383.05	\$383.05	\$252.16	\$252.16	\$304.11	\$304.11	\$252.16	\$252.16	\$252.16
17	\$394.64	\$394.64	\$259.79	\$259.79	\$313.32	\$313.32	\$259.79	\$259.79	\$259.79
18	\$407.12	\$407.12	\$268.01	\$268.01	\$323.23	\$323.23	\$268.01	\$268.01	\$268.01
19	\$419.61	\$419.61	\$276.23	\$276.23	\$333.14	\$333.14	\$276.23	\$276.23	\$276.23
20	\$432.54	\$432.54	\$284.74	\$284.74	\$343.41	\$343.41	\$284.74	\$284.74	\$284.74
21	\$445.92	\$457.07	\$293.55	\$300.89	\$354.03	\$362.88	\$293.55	\$300.89	\$293.55
22	\$445.92	\$457.07	\$293.55	\$300.89	\$354.03	\$362.88	\$293.55	\$300.89	\$293.55
23	\$445.92	\$457.07	\$293.55	\$300.89	\$354.03	\$362.88	\$293.55	\$300.89	\$293.55
24	\$445.92	\$457.07	\$293.55	\$300.89	\$354.03	\$362.88	\$293.55	\$300.89	\$293.55
25	\$447.70	\$458.90	\$294.72	\$302.09	\$355.45	\$364.33	\$294.72	\$302.09	\$294.72
26	\$456.62	\$468.04	\$300.60	\$308.11	\$362.53	\$371.59	\$300.60	\$308.11	\$300.60
27	\$467.32	\$479.01	\$307.64	\$315.33	\$371.02	\$380.30	\$307.64	\$315.33	\$307.64
28	\$484.72	\$496.83	\$319.09	\$327.07	\$384.83	\$394.45	\$319.09	\$327.07	\$319.09
29	\$498.98	\$511.46	\$328.48	\$336.69	\$396.16	\$406.06	\$328.48	\$336.69	\$328.48
30	\$506.12	\$518.77	\$333.18	\$341.51	\$401.82	\$411.87	\$333.18	\$341.51	\$333.18
31	\$516.82	\$529.74	\$340.22	\$348.73	\$410.32	\$420.58	\$340.22	\$348.73	\$340.22
32	\$527.52	\$540.71	\$347.27	\$355.95	\$418.82	\$429.29	\$347.27	\$355.95	\$347.27
33	\$534.21	\$547.57	\$351.67	\$360.46	\$424.13	\$434.73	\$351.67	\$360.46	\$351.67
34	\$541.35	\$554.88	\$356.37	\$365.28	\$429.79	\$440.54	\$356.37	\$365.28	\$356.37
35	\$544.91	\$558.54	\$358.72	\$367.69	\$432.62	\$443.44	\$358.72	\$367.69	\$358.72
36	\$548.48	\$562.19	\$361.07	\$370.09	\$435.46	\$446.34	\$361.07	\$370.09	\$361.07
37	\$552.05	\$565.85	\$363.41	\$372.50	\$438.29	\$449.25	\$363.41	\$372.50	\$363.41
38	\$555.62	\$569.51	\$365.76	\$374.91	\$441.12	\$452.15	\$365.76	\$374.91	\$365.76
39	\$562.75	\$576.82	\$370.46	\$379.72	\$446.79	\$457.96	\$370.46	\$379.72	\$370.46
40	\$569.89	\$584.13	\$375.16	\$384.54	\$452.45	\$463.76	\$375.16	\$384.54	\$375.16
41	\$580.59	\$595.10	\$382.20	\$391.76	\$460.95	\$472.47	\$382.20	\$391.76	\$382.20
42	\$590.84	\$605.62	\$388.95	\$398.68	\$469.09	\$480.82	\$388.95	\$398.68	\$388.95
43	\$605.11	\$620.24	\$398.35	\$408.31	\$480.42	\$492.43	\$398.35	\$408.31	\$398.35
44	\$622.95	\$638.52	\$410.09	\$420.34	\$494.58	\$506.94	\$410.09	\$420.34	\$410.09
45	\$643.91	\$660.01	\$423.89	\$434.48	\$511.22	\$524.00	\$423.89	\$434.48	\$423.89
46	\$668.88	\$685.60	\$440.33	\$451.33	\$531.05	\$544.32	\$440.33	\$451.33	\$440.33
47	\$696.97	\$714.40	\$458.82	\$470.29	\$553.35	\$567.18	\$458.82	\$470.29	\$458.82
48	\$729.08	\$747.31	\$479.95	\$491.95	\$578.84	\$593.31	\$479.95	\$491.95	\$479.95
49	\$760.74	\$779.76	\$500.80	\$513.32	\$603.98	\$619.07	\$500.80	\$513.32	\$500.80
50	\$796.41	\$816.32	\$524.28	\$537.39	\$632.30	\$648.11	\$524.28	\$537.39	\$524.28
51	\$831.64	\$852.43	\$547.47	\$561.16	\$660.27	\$676.77	\$547.47	\$561.16	\$547.47
52	\$870.44	\$892.20	\$573.01	\$587.33	\$691.07	\$708.34	\$573.01	\$587.33	\$573.01
53	\$909.68	\$932.42	\$598.84	\$613.81	\$722.22	\$740.28	\$598.84	\$613.81	\$598.84
54	\$952.04	\$975.84	\$626.73	\$642.40	\$755.85	\$774.75	\$626.73	\$642.40	\$626.73
55	\$994.40	\$1,019.26	\$654.62	\$670.98	\$789.49	\$809.22	\$654.62	\$670.98	\$654.62
56	\$1,040.33	\$1,066.34	\$684.85	\$701.97	\$825.95	\$846.60	\$684.85	\$701.97	\$684.85
57	\$1,086.71	\$1,113.87	\$715.38	\$733.27	\$862.77	\$884.34	\$715.38	\$733.27	\$715.38
58	\$1,136.20	\$1,164.61	\$747.97	\$766.66	\$902.07	\$924.62	\$747.97	\$766.66	\$747.97
59	\$1,160.73	\$1,189.75	\$764.11	\$783.21	\$921.54	\$944.58	\$764.11	\$783.21	\$764.11
60	\$1,210.23	\$1,240.48	\$796.69	\$816.61	\$960.84	\$984.86	\$796.69	\$816.61	\$796.69
61	\$1,253.04	\$1,284.36	\$824.88	\$845.50	\$994.82	\$1,019.69	\$824.88	\$845.50	\$824.88
62	\$1,281.13	\$1,313.16	\$843.37	\$864.45	\$1,017.13	\$1,042.56	\$843.37	\$864.45	\$843.37
63	\$1,316.36	\$1,349.26	\$866.56	\$888.22	\$1,045.10	\$1,071.22	\$866.56	\$888.22	\$866.56
64+	\$1,337.76	\$1,371.20	\$880.65	\$902.67	\$1,062.09	\$1,088.64	\$880.65	\$902.67	\$880.65

12/24/2014

Company Name:  
Market:  
Product:  
Effective Date of Rates:

HIOS Plan ID (On Exchange)=>	16322PA0040048	16322PA0040048	16322PA0040049	16322PA0040049	16322PA0040049
HIOS Plan ID (Off Exchange)=>	16322PA0040048	16322PA0040048	16322PA0040049	16322PA0040049	16322PA0040049
Plan Marketing Name =>	ntage Silver \$1,500/\$75 - Premi	ntage Silver \$1,500/\$75 - Premi	ntage Silver \$6,800/\$0 - Premi	ntage Silver \$6,800/\$0 - Premi	ntage Silver \$6,800/\$0 - Premi
Form # =>	663	663	663	663	663
Rating Area =>	5	6	1	2	3
Network =>	st w/Dental Advantage w/Dent	st w/Dental Advantage w/Dent	st w/Dental Advantage w/Dent	st w/Dental Advantage w/Dent	st w/Dental Advantage w/Dent
Metal =>	Silver	Silver	Silver	Silver	Silver
Deductible =>	\$1500 / \$3000	\$1500 / \$3000	\$6800 / \$13600	\$6800 / \$13600	\$6800 / \$13600
Coinsurance =>	60%	60%	60%	60%	60%
Copays =>	\$75 / \$10	\$75 / \$10	\$0 / \$40	\$0 / \$40	\$0 / \$40
OOP Maximum =>	\$8700 / \$17400	\$8700 / \$17400	\$8700 / \$17400	\$8700 / \$17400	\$8700 / \$17400
Pediatric Dental (Yes/No) =>	Yes	Yes	Yes	Yes	Yes
Age Band	Non-Tobacco	Tobacco	Non-Tobacco	Tobacco	Non-Tobacco
0 - 14	\$301.36	\$301.36	\$446.48	\$446.48	\$311.69
15	\$328.15	\$328.15	\$486.16	\$486.16	\$339.40
16	\$338.39	\$338.39	\$501.34	\$501.34	\$349.99
17	\$348.64	\$348.64	\$516.51	\$516.51	\$360.58
18	\$359.67	\$359.67	\$532.85	\$532.85	\$371.99
19	\$370.70	\$370.70	\$549.20	\$549.20	\$383.40
20	\$382.12	\$382.12	\$566.12	\$566.12	\$395.22
21	\$393.94	\$403.79	\$583.63	\$598.22	\$407.44
22	\$393.94	\$403.79	\$583.63	\$598.22	\$407.44
23	\$393.94	\$403.79	\$583.63	\$598.22	\$407.44
24	\$393.94	\$403.79	\$583.63	\$598.22	\$407.44
25	\$395.52	\$405.40	\$585.96	\$600.61	\$409.07
26	\$403.39	\$413.48	\$597.64	\$612.58	\$417.22
27	\$412.85	\$423.17	\$611.64	\$626.94	\$427.00
28	\$428.21	\$438.92	\$634.41	\$650.27	\$442.89
29	\$440.82	\$451.84	\$653.08	\$669.41	\$455.93
30	\$447.12	\$458.30	\$662.42	\$678.98	\$462.44
31	\$456.58	\$467.99	\$676.43	\$693.34	\$472.22
32	\$466.03	\$477.68	\$690.43	\$707.70	\$482.00
33	\$471.94	\$483.74	\$699.19	\$716.67	\$488.11
34	\$478.24	\$490.20	\$708.53	\$726.24	\$494.63
35	\$481.39	\$493.43	\$713.20	\$731.03	\$497.89
36	\$484.55	\$496.66	\$717.86	\$735.81	\$501.15
37	\$487.70	\$499.89	\$722.53	\$740.60	\$504.41
38	\$490.85	\$503.12	\$727.20	\$745.38	\$507.67
39	\$497.15	\$509.58	\$736.54	\$754.95	\$514.19
40	\$503.46	\$516.04	\$745.88	\$764.53	\$520.71
41	\$512.91	\$525.73	\$759.89	\$778.88	\$530.49
42	\$521.97	\$535.02	\$773.31	\$792.64	\$539.86
43	\$534.58	\$547.94	\$791.99	\$811.79	\$552.90
44	\$550.33	\$564.09	\$815.33	\$835.71	\$569.19
45	\$568.85	\$583.07	\$842.76	\$863.83	\$588.34
46	\$590.91	\$605.68	\$875.45	\$897.33	\$611.16
47	\$615.73	\$631.12	\$912.21	\$935.02	\$636.83
48	\$644.09	\$660.19	\$954.24	\$978.09	\$666.16
49	\$672.06	\$688.86	\$995.67	\$1,020.56	\$695.09
50	\$703.58	\$721.17	\$1,042.36	\$1,068.42	\$727.69
51	\$734.70	\$753.07	\$1,088.47	\$1,115.68	\$759.88
52	\$768.97	\$788.20	\$1,139.25	\$1,167.73	\$795.32
53	\$803.64	\$823.73	\$1,190.61	\$1,220.37	\$831.18
54	\$841.06	\$862.09	\$1,246.05	\$1,277.20	\$869.88
55	\$878.49	\$900.45	\$1,301.49	\$1,334.03	\$908.59
56	\$919.06	\$942.04	\$1,361.61	\$1,395.65	\$950.56
57	\$960.03	\$984.03	\$1,422.31	\$1,457.86	\$992.93
58	\$1,003.76	\$1,028.85	\$1,487.09	\$1,524.27	\$1,038.16
59	\$1,025.43	\$1,051.06	\$1,519.19	\$1,557.17	\$1,060.57
60	\$1,069.15	\$1,095.88	\$1,583.97	\$1,623.57	\$1,105.79
61	\$1,106.97	\$1,134.65	\$1,640.00	\$1,681.00	\$1,144.91
62	\$1,131.79	\$1,160.08	\$1,676.77	\$1,718.69	\$1,170.58
63	\$1,162.91	\$1,191.98	\$1,722.88	\$1,765.95	\$1,202.76
64+	\$1,181.82	\$1,211.37	\$1,750.89	\$1,794.66	\$1,222.32

Company Name:  
Market:  
Product:  
Effective Date of Rates:

HIOS Plan ID (On Exchange)=>	0040049	16322PA0040049		16322PA0040049		16322PA0050031		16322PA0050033	
HIOS Plan ID (Off Exchange)=>	0040049	16322PA0040049		16322PA0040049		16322PA0050031		16322PA0050033	
Plan Marketing Name =>	800/\$0 - Premium	antage Silver \$6,800/\$0 - Premium	antage Silver \$6,800/\$0 - Premium	antage Silver \$6,800/\$0 - Premium	antage Silver \$6,800/\$0 - Premium	antage Silver \$3,500/\$40 - Sele	antage Silver \$3,500/\$40 - Sele	antage Gold \$1,000/\$10 - Sele	antage Gold \$1,000/\$10 - Sele
Form # =>	63	663		663		672		672	
Rating Area =>	1	5		6		4		4	
Network =>	antage w/Dental	st w/Dental	Advantage w/Dental	st w/Dental	Advantage w/Dental	Advantage w/Dental	Advantage w/Dental	Advantage w/Dental	Advantage w/Dental
Metal =>	ver	Silver		Silver		Silver		Gold	
Deductible =>	\$13600	\$6800 / \$13600		\$6800 / \$13600		\$3500 / \$7000		\$1000 / \$2000	
Coinsurance =>	%	60%		60%		70%		80%	
Copays =>	\$40	\$0 / \$40		\$0 / \$40		\$40 / \$75		\$10 / \$70	
OOP Maximum =>	\$17400	\$8700 / \$17400		\$8700 / \$17400		\$8700 / \$17400		\$7000 / \$14000	
Pediatric Dental (Yes/No) =>	es	Yes		Yes		Yes		Yes	
Age Band	Tobacco	Non-Tobacco	Tobacco	Non-Tobacco	Tobacco	Non-Tobacco	Tobacco	Non-Tobacco	Tobacco
0 - 14	\$311.69	\$311.69	\$311.69	\$461.78	\$461.78	\$237.74	\$237.74	\$205.76	\$205.76
15	\$339.40	\$339.40	\$339.40	\$502.82	\$502.82	\$258.87	\$258.87	\$224.05	\$224.05
16	\$349.99	\$349.99	\$349.99	\$518.52	\$518.52	\$266.95	\$266.95	\$231.05	\$231.05
17	\$360.58	\$360.58	\$360.58	\$534.21	\$534.21	\$275.03	\$275.03	\$238.04	\$238.04
18	\$371.99	\$371.99	\$371.99	\$551.11	\$551.11	\$283.73	\$283.73	\$245.57	\$245.57
19	\$383.40	\$383.40	\$383.40	\$568.02	\$568.02	\$292.43	\$292.43	\$253.10	\$253.10
20	\$395.22	\$395.22	\$395.22	\$585.52	\$585.52	\$301.45	\$301.45	\$260.90	\$260.90
21	\$417.63	\$407.44	\$417.63	\$603.63	\$618.72	\$310.77	\$318.54	\$268.97	\$275.69
22	\$417.63	\$407.44	\$417.63	\$603.63	\$618.72	\$310.77	\$318.54	\$268.97	\$275.69
23	\$417.63	\$407.44	\$417.63	\$603.63	\$618.72	\$310.77	\$318.54	\$268.97	\$275.69
24	\$417.63	\$407.44	\$417.63	\$603.63	\$618.72	\$310.77	\$318.54	\$268.97	\$275.69
25	\$419.30	\$409.07	\$419.30	\$606.04	\$621.20	\$312.01	\$319.81	\$270.05	\$276.80
26	\$427.65	\$417.22	\$427.65	\$618.12	\$633.57	\$318.23	\$326.18	\$275.43	\$282.31
27	\$437.67	\$427.00	\$437.67	\$632.60	\$648.42	\$325.69	\$333.83	\$281.88	\$288.93
28	\$453.96	\$442.89	\$453.96	\$656.15	\$672.55	\$337.81	\$346.25	\$292.37	\$299.68
29	\$467.32	\$455.93	\$467.32	\$675.46	\$692.35	\$347.75	\$356.45	\$300.98	\$308.50
30	\$474.01	\$462.44	\$474.01	\$685.12	\$702.25	\$352.72	\$361.54	\$305.28	\$312.91
31	\$484.03	\$472.22	\$484.03	\$699.61	\$717.10	\$360.18	\$369.19	\$311.74	\$319.53
32	\$494.05	\$482.00	\$494.05	\$714.09	\$731.95	\$367.64	\$376.83	\$318.19	\$326.15
33	\$500.32	\$488.11	\$500.32	\$723.15	\$741.23	\$372.30	\$381.61	\$322.23	\$330.28
34	\$507.00	\$494.63	\$507.00	\$732.81	\$751.13	\$377.27	\$386.71	\$326.53	\$334.69
35	\$510.34	\$497.89	\$510.34	\$737.64	\$756.08	\$379.76	\$389.25	\$328.68	\$336.90
36	\$513.68	\$501.15	\$513.68	\$742.46	\$761.03	\$382.25	\$391.80	\$330.83	\$339.10
37	\$517.02	\$504.41	\$517.02	\$747.29	\$765.98	\$384.73	\$394.35	\$332.98	\$341.31
38	\$520.36	\$507.67	\$520.36	\$752.12	\$770.93	\$387.22	\$396.90	\$335.14	\$343.52
39	\$527.04	\$514.19	\$527.04	\$761.78	\$780.83	\$392.19	\$402.00	\$339.44	\$347.93
40	\$533.73	\$520.71	\$533.73	\$771.44	\$790.73	\$397.16	\$407.09	\$343.74	\$352.34
41	\$543.75	\$530.49	\$543.75	\$785.93	\$805.57	\$404.62	\$414.74	\$350.20	\$358.95
42	\$553.35	\$539.86	\$553.35	\$799.81	\$819.80	\$411.77	\$422.06	\$356.39	\$365.29
43	\$566.72	\$552.90	\$566.72	\$819.13	\$839.60	\$421.71	\$432.26	\$364.99	\$374.12
44	\$583.42	\$569.19	\$583.42	\$843.27	\$864.35	\$434.15	\$445.00	\$375.75	\$385.14
45	\$603.05	\$588.34	\$603.05	\$871.64	\$893.43	\$448.75	\$459.97	\$388.39	\$398.10
46	\$626.44	\$611.16	\$626.44	\$905.45	\$928.08	\$466.16	\$477.81	\$403.46	\$413.54
47	\$652.75	\$636.83	\$652.75	\$943.47	\$967.06	\$485.73	\$497.88	\$420.40	\$430.91
48	\$682.82	\$666.16	\$682.82	\$986.94	\$1,011.61	\$508.11	\$520.81	\$439.77	\$450.76
49	\$712.47	\$695.09	\$712.47	\$1,029.79	\$1,055.54	\$530.17	\$543.43	\$458.86	\$470.33
50	\$745.88	\$727.69	\$745.88	\$1,078.08	\$1,105.04	\$555.04	\$568.91	\$480.38	\$492.39
51	\$778.87	\$759.88	\$778.87	\$1,125.77	\$1,153.91	\$579.59	\$594.08	\$501.63	\$514.17
52	\$815.21	\$795.32	\$815.21	\$1,178.29	\$1,207.74	\$606.62	\$621.79	\$525.03	\$538.16
53	\$851.96	\$831.18	\$851.96	\$1,231.41	\$1,262.19	\$633.97	\$649.82	\$548.70	\$562.42
54	\$891.63	\$869.88	\$891.63	\$1,288.75	\$1,320.97	\$663.49	\$680.08	\$574.25	\$588.61
55	\$931.31	\$908.59	\$931.31	\$1,346.09	\$1,379.75	\$693.02	\$710.34	\$599.80	\$614.80
56	\$974.32	\$950.56	\$974.32	\$1,408.27	\$1,443.48	\$725.03	\$743.15	\$627.51	\$643.19
57	\$1,017.75	\$992.93	\$1,017.75	\$1,471.05	\$1,507.82	\$757.35	\$776.28	\$655.48	\$671.87
58	\$1,064.11	\$1,038.16	\$1,064.11	\$1,538.05	\$1,576.50	\$791.84	\$811.64	\$685.34	\$702.47
59	\$1,087.08	\$1,060.57	\$1,087.08	\$1,571.25	\$1,610.53	\$808.93	\$829.16	\$700.13	\$717.63
60	\$1,133.44	\$1,105.79	\$1,133.44	\$1,638.25	\$1,679.21	\$843.43	\$864.52	\$729.98	\$748.23
61	\$1,173.53	\$1,144.91	\$1,173.53	\$1,696.20	\$1,738.61	\$873.26	\$895.10	\$755.81	\$774.70
62	\$1,199.84	\$1,170.58	\$1,199.84	\$1,734.23	\$1,777.58	\$892.84	\$915.16	\$772.75	\$792.07
63	\$1,232.83	\$1,202.76	\$1,232.83	\$1,781.92	\$1,826.46	\$917.39	\$940.33	\$794.00	\$813.85
64+	\$1,252.88	\$1,222.32	\$1,252.88	\$1,810.89	\$1,856.16	\$932.31	\$955.62	\$806.91	\$827.08



Company Name:  
Market:  
Product:  
Effective Date of Rates:

HIOS Plan ID (On Exchange)=>	16322PA0050100		16322PA0050100		16322PA0050100		16322PA0050100		16322PA
HIOS Plan ID (Off Exchange)=>	16322PA0050100		16322PA0050100		16322PA0050100		16322PA0050100		16322PA
Plan Marketing Name =>	ntage Bronze \$6,700/\$0 - Partr		ntage Bronze \$6,700/\$0 - Partr		ntage Bronze \$6,700/\$0 - Partr		ntage Bronze \$6,700/\$0 - Partr		ntage Bronze \$
Form # =>	672		672		672		672		6
Rating Area =>	1		3		4		5		
Network =>	/Dental Advantage w/Dentem		/Dental Advantage w/Dentem		/Dental Advantage w/Dentem		/Dental Advantage w/Dentem		/Dental Advant
Metal =>	Bronze		Bronze		Bronze		Bronze		Bro
Deductible =>	\$6700 / \$13400		\$6700 / \$13400		\$6700 / \$13400		\$6700 / \$13400		\$6700 /
Coinsurance =>	60%		60%		60%		60%		60
Copays =>	\$0 / 40%		\$0 / 40%		\$0 / 40%		\$0 / 40%		\$0 /
OOP Maximum =>	\$8700 / \$17400		\$8700 / \$17400		\$8700 / \$17400		\$8700 / \$17400		\$8700 /
Pediatric Dental (Yes/No) =>	Yes		Yes		Yes		Yes		Y
Age Band	Non-Tobacco	Tobacco	Non-Tobacco	Tobacco	Non-Tobacco	Tobacco	Non-Tobacco	Tobacco	Non-Tobacco
0 - 14	\$135.19	\$135.19	\$179.12	\$179.12	\$135.19	\$135.19	\$135.19	\$135.19	\$142.91
15	\$147.21	\$147.21	\$195.05	\$195.05	\$147.21	\$147.21	\$147.21	\$147.21	\$155.61
16	\$151.80	\$151.80	\$201.13	\$201.13	\$151.80	\$151.80	\$151.80	\$151.80	\$160.47
17	\$156.40	\$156.40	\$207.22	\$207.22	\$156.40	\$156.40	\$156.40	\$156.40	\$165.33
18	\$161.35	\$161.35	\$213.78	\$213.78	\$161.35	\$161.35	\$161.35	\$161.35	\$170.56
19	\$166.29	\$166.29	\$220.34	\$220.34	\$166.29	\$166.29	\$166.29	\$166.29	\$175.79
20	\$171.42	\$171.42	\$227.13	\$227.13	\$171.42	\$171.42	\$171.42	\$171.42	\$181.21
21	\$176.72	\$181.14	\$234.15	\$240.00	\$176.72	\$181.14	\$176.72	\$181.14	\$186.81
22	\$176.72	\$181.14	\$234.15	\$240.00	\$176.72	\$181.14	\$176.72	\$181.14	\$186.81
23	\$176.72	\$181.14	\$234.15	\$240.00	\$176.72	\$181.14	\$176.72	\$181.14	\$186.81
24	\$176.72	\$181.14	\$234.15	\$240.00	\$176.72	\$181.14	\$176.72	\$181.14	\$186.81
25	\$177.43	\$181.86	\$235.09	\$240.96	\$177.43	\$181.86	\$177.43	\$181.86	\$187.56
26	\$180.96	\$185.49	\$239.77	\$245.76	\$180.96	\$185.49	\$180.96	\$185.49	\$191.29
27	\$185.20	\$189.83	\$245.39	\$251.52	\$185.20	\$189.83	\$185.20	\$189.83	\$195.78
28	\$192.09	\$196.90	\$254.52	\$260.88	\$192.09	\$196.90	\$192.09	\$196.90	\$203.06
29	\$197.75	\$202.69	\$262.01	\$268.56	\$197.75	\$202.69	\$197.75	\$202.69	\$209.04
30	\$200.58	\$205.59	\$265.76	\$272.40	\$200.58	\$205.59	\$200.58	\$205.59	\$212.03
31	\$204.82	\$209.94	\$271.38	\$278.16	\$204.82	\$209.94	\$204.82	\$209.94	\$216.51
32	\$209.06	\$214.29	\$277.00	\$283.92	\$209.06	\$214.29	\$209.06	\$214.29	\$221.00
33	\$211.71	\$217.00	\$280.51	\$287.52	\$211.71	\$217.00	\$211.71	\$217.00	\$223.80
34	\$214.54	\$219.90	\$284.26	\$291.36	\$214.54	\$219.90	\$214.54	\$219.90	\$226.79
35	\$215.95	\$221.35	\$286.13	\$293.28	\$215.95	\$221.35	\$215.95	\$221.35	\$228.28
36	\$217.37	\$222.80	\$288.00	\$295.20	\$217.37	\$222.80	\$217.37	\$222.80	\$229.78
37	\$218.78	\$224.25	\$289.88	\$297.12	\$218.78	\$224.25	\$218.78	\$224.25	\$231.27
38	\$220.19	\$225.70	\$291.75	\$299.04	\$220.19	\$225.70	\$220.19	\$225.70	\$232.77
39	\$223.02	\$228.60	\$295.50	\$302.88	\$223.02	\$228.60	\$223.02	\$228.60	\$235.75
40	\$225.85	\$231.49	\$299.24	\$306.72	\$225.85	\$231.49	\$225.85	\$231.49	\$238.74
41	\$230.09	\$235.84	\$304.86	\$312.48	\$230.09	\$235.84	\$230.09	\$235.84	\$243.23
42	\$234.15	\$240.01	\$310.25	\$318.00	\$234.15	\$240.01	\$234.15	\$240.01	\$247.52
43	\$239.81	\$245.80	\$317.74	\$325.69	\$239.81	\$245.80	\$239.81	\$245.80	\$253.50
44	\$246.88	\$253.05	\$327.11	\$335.29	\$246.88	\$253.05	\$246.88	\$253.05	\$260.97
45	\$255.18	\$261.56	\$338.11	\$346.57	\$255.18	\$261.56	\$255.18	\$261.56	\$269.75
46	\$265.08	\$271.71	\$351.23	\$360.01	\$265.08	\$271.71	\$265.08	\$271.71	\$280.22
47	\$276.21	\$283.12	\$365.98	\$375.13	\$276.21	\$283.12	\$276.21	\$283.12	\$291.98
48	\$288.94	\$296.16	\$382.84	\$392.41	\$288.94	\$296.16	\$288.94	\$296.16	\$305.43
49	\$301.48	\$309.02	\$399.46	\$409.45	\$301.48	\$309.02	\$301.48	\$309.02	\$318.70
50	\$315.62	\$323.51	\$418.19	\$428.65	\$315.62	\$323.51	\$315.62	\$323.51	\$333.64
51	\$329.58	\$337.82	\$436.69	\$447.61	\$329.58	\$337.82	\$329.58	\$337.82	\$348.40
52	\$344.96	\$353.58	\$457.06	\$468.49	\$344.96	\$353.58	\$344.96	\$353.58	\$364.65
53	\$360.51	\$369.52	\$477.67	\$489.61	\$360.51	\$369.52	\$360.51	\$369.52	\$381.09
54	\$377.30	\$386.73	\$499.91	\$512.41	\$377.30	\$386.73	\$377.30	\$386.73	\$398.84
55	\$394.09	\$403.94	\$522.15	\$535.21	\$394.09	\$403.94	\$394.09	\$403.94	\$416.59
56	\$412.29	\$422.59	\$546.27	\$559.93	\$412.29	\$422.59	\$412.29	\$422.59	\$435.83
57	\$430.67	\$441.43	\$570.62	\$584.89	\$430.67	\$441.43	\$430.67	\$441.43	\$455.26
58	\$450.28	\$461.54	\$596.61	\$611.53	\$450.28	\$461.54	\$450.28	\$461.54	\$475.99
59	\$460.00	\$471.50	\$609.49	\$624.73	\$460.00	\$471.50	\$460.00	\$471.50	\$486.27
60	\$479.62	\$491.61	\$635.48	\$651.37	\$479.62	\$491.61	\$479.62	\$491.61	\$507.00
61	\$496.58	\$509.00	\$657.96	\$674.41	\$496.58	\$509.00	\$496.58	\$509.00	\$524.94
62	\$507.72	\$520.41	\$672.71	\$689.53	\$507.72	\$520.41	\$507.72	\$520.41	\$536.71
63	\$521.68	\$534.72	\$691.21	\$708.49	\$521.68	\$534.72	\$521.68	\$534.72	\$551.46
64+	\$530.16	\$543.41	\$702.45	\$720.01	\$530.16	\$543.41	\$530.16	\$543.41	\$560.43

Company Name:  
Market:  
Product:  
Effective Date of Rates:

HIOS Plan ID (On Exchange)=>	0050101	16322PA0050104		16322PA0050104		16322PA0050104		16322PA0050104	
HIOS Plan ID (Off Exchange)=>	0050101	16322PA0050104		16322PA0050104		16322PA0050104		16322PA0050104	
Plan Marketing Name =>	6,700/\$0 - Select	Dental Advantage Silver \$3,500/\$40 - Part		Dental Advantage Silver \$3,500/\$40 - Part		Dental Advantage Silver \$3,500/\$40 - Part		Dental Advantage Silver \$3,500/\$40 - Part	
Form # =>	72	672		672		672		672	
Rating Area =>	1	1		3		4		5	
Network =>	Age w/Dental Advantage	Dental Advantage w/Dental Advantage		Dental Advantage w/Dental Advantage		Dental Advantage w/Dental Advantage		Dental Advantage w/Dental Advantage	
Metal =>	Platinum	Silver		Silver		Silver		Silver	
Deductible =>	\$13400	\$3500 / \$7000		\$3500 / \$7000		\$3500 / \$7000		\$3500 / \$7000	
Coinsurance =>	70%	70%		70%		70%		70%	
Copays =>	40%	\$40 / \$75		\$40 / \$75		\$40 / \$75		\$40 / \$75	
OOP Maximum =>	\$17400	\$8700 / \$17400		\$8700 / \$17400		\$8700 / \$17400		\$8700 / \$17400	
Pediatric Dental (Yes/No) =>	Yes	Yes		Yes		Yes		Yes	
Age Band	Tobacco	Non-Tobacco	Tobacco	Non-Tobacco	Tobacco	Non-Tobacco	Tobacco	Non-Tobacco	Tobacco
0 - 14	\$142.91	\$224.91	\$224.91	\$298.00	\$298.00	\$224.91	\$224.91	\$224.91	\$224.91
15	\$155.61	\$244.90	\$244.90	\$324.49	\$324.49	\$244.90	\$244.90	\$244.90	\$244.90
16	\$160.47	\$252.55	\$252.55	\$334.61	\$334.61	\$252.55	\$252.55	\$252.55	\$252.55
17	\$165.33	\$260.19	\$260.19	\$344.74	\$344.74	\$260.19	\$260.19	\$260.19	\$260.19
18	\$170.56	\$268.42	\$268.42	\$355.65	\$355.65	\$268.42	\$268.42	\$268.42	\$268.42
19	\$175.79	\$276.65	\$276.65	\$366.56	\$366.56	\$276.65	\$276.65	\$276.65	\$276.65
20	\$181.21	\$285.18	\$285.18	\$377.85	\$377.85	\$285.18	\$285.18	\$285.18	\$285.18
21	\$191.48	\$294.00	\$301.35	\$389.54	\$399.28	\$294.00	\$301.35	\$294.00	\$301.35
22	\$191.48	\$294.00	\$301.35	\$389.54	\$399.28	\$294.00	\$301.35	\$294.00	\$301.35
23	\$191.48	\$294.00	\$301.35	\$389.54	\$399.28	\$294.00	\$301.35	\$294.00	\$301.35
24	\$191.48	\$294.00	\$301.35	\$389.54	\$399.28	\$294.00	\$301.35	\$294.00	\$301.35
25	\$192.25	\$295.18	\$302.56	\$391.10	\$400.88	\$295.18	\$302.56	\$295.18	\$302.56
26	\$196.08	\$301.06	\$308.58	\$398.89	\$408.86	\$301.06	\$308.58	\$301.06	\$308.58
27	\$200.67	\$308.11	\$315.81	\$408.24	\$418.44	\$308.11	\$315.81	\$308.11	\$315.81
28	\$208.14	\$319.58	\$327.57	\$423.43	\$434.02	\$319.58	\$327.57	\$319.58	\$327.57
29	\$214.27	\$328.99	\$337.21	\$435.90	\$446.79	\$328.99	\$337.21	\$328.99	\$337.21
30	\$217.33	\$333.69	\$342.03	\$442.13	\$453.18	\$333.69	\$342.03	\$333.69	\$342.03
31	\$221.93	\$340.75	\$349.26	\$451.48	\$462.76	\$340.75	\$349.26	\$340.75	\$349.26
32	\$226.52	\$347.80	\$356.50	\$460.83	\$472.35	\$347.80	\$356.50	\$347.80	\$356.50
33	\$229.39	\$352.21	\$361.02	\$466.67	\$478.34	\$352.21	\$361.02	\$352.21	\$361.02
34	\$232.46	\$356.92	\$365.84	\$472.90	\$484.72	\$356.92	\$365.84	\$356.92	\$365.84
35	\$233.99	\$359.27	\$368.25	\$476.02	\$487.92	\$359.27	\$368.25	\$359.27	\$368.25
36	\$235.52	\$361.62	\$370.66	\$479.13	\$491.11	\$361.62	\$370.66	\$361.62	\$370.66
37	\$237.05	\$363.97	\$373.07	\$482.25	\$494.31	\$363.97	\$373.07	\$363.97	\$373.07
38	\$238.58	\$366.32	\$375.48	\$485.37	\$497.50	\$366.32	\$375.48	\$366.32	\$375.48
39	\$241.65	\$371.03	\$380.30	\$491.60	\$503.89	\$371.03	\$380.30	\$371.03	\$380.30
40	\$244.71	\$375.73	\$385.13	\$497.83	\$510.28	\$375.73	\$385.13	\$375.73	\$385.13
41	\$249.31	\$382.79	\$392.36	\$507.18	\$519.86	\$382.79	\$392.36	\$382.79	\$392.36
42	\$253.71	\$389.55	\$399.29	\$516.14	\$529.04	\$389.55	\$399.29	\$389.55	\$399.29
43	\$259.84	\$398.96	\$408.93	\$528.61	\$541.82	\$398.96	\$408.93	\$398.96	\$408.93
44	\$267.50	\$410.72	\$420.99	\$544.19	\$557.79	\$410.72	\$420.99	\$410.72	\$420.99
45	\$276.50	\$424.54	\$435.15	\$562.50	\$576.56	\$424.54	\$435.15	\$424.54	\$435.15
46	\$287.22	\$441.00	\$452.03	\$584.31	\$598.92	\$441.00	\$452.03	\$441.00	\$452.03
47	\$299.28	\$459.52	\$471.01	\$608.85	\$624.07	\$459.52	\$471.01	\$459.52	\$471.01
48	\$313.07	\$480.69	\$492.71	\$636.90	\$652.82	\$480.69	\$492.71	\$480.69	\$492.71
49	\$326.67	\$501.56	\$514.10	\$664.56	\$681.17	\$501.56	\$514.10	\$501.56	\$514.10
50	\$341.98	\$525.08	\$538.21	\$695.72	\$713.11	\$525.08	\$538.21	\$525.08	\$538.21
51	\$357.11	\$548.31	\$562.02	\$726.49	\$744.65	\$548.31	\$562.02	\$548.31	\$562.02
52	\$373.77	\$573.89	\$588.24	\$760.38	\$779.39	\$573.89	\$588.24	\$573.89	\$588.24
53	\$390.62	\$599.76	\$614.75	\$794.66	\$814.53	\$599.76	\$614.75	\$599.76	\$614.75
54	\$408.81	\$627.69	\$643.38	\$831.67	\$852.46	\$627.69	\$643.38	\$627.69	\$643.38
55	\$427.00	\$655.62	\$672.01	\$868.67	\$890.39	\$655.62	\$672.01	\$655.62	\$672.01
56	\$446.72	\$685.90	\$703.05	\$908.80	\$931.52	\$685.90	\$703.05	\$685.90	\$703.05
57	\$466.64	\$716.48	\$734.39	\$949.31	\$973.04	\$716.48	\$734.39	\$716.48	\$734.39
58	\$487.89	\$749.11	\$767.84	\$992.55	\$1,017.36	\$749.11	\$767.84	\$749.11	\$767.84
59	\$498.42	\$765.28	\$784.41	\$1,013.97	\$1,039.32	\$765.28	\$784.41	\$765.28	\$784.41
60	\$519.68	\$797.92	\$817.86	\$1,057.21	\$1,083.64	\$797.92	\$817.86	\$797.92	\$817.86
61	\$538.06	\$826.14	\$846.79	\$1,094.61	\$1,121.97	\$826.14	\$846.79	\$826.14	\$846.79
62	\$550.12	\$844.66	\$865.78	\$1,119.15	\$1,147.13	\$844.66	\$865.78	\$844.66	\$865.78
63	\$565.25	\$867.89	\$889.59	\$1,149.92	\$1,178.67	\$867.89	\$889.59	\$867.89	\$889.59
64+	\$574.44	\$882.00	\$904.05	\$1,168.62	\$1,197.84	\$882.00	\$904.05	\$882.00	\$904.05

Company Name:  
Market:  
Product:  
Effective Date of Rates:

HIOS Plan ID (On Exchange)=>									16322PA
HIOS Plan ID (Off Exchange)=>	16322PA0050105		16322PA0050105		16322PA0050105		16322PA0050105		16322PA
Plan Marketing Name =>	Partage Silver HSA \$3,100/\$0 - Partage Silver HSA \$3,100/\$0 - Partage Silver HSA \$3,100/\$0 - Partage Silver HSA \$3,100/\$0 - Partage Gold \$1,100/\$0		Partage Silver HSA \$3,100/\$0 - Partage Silver HSA \$3,100/\$0 - Partage Silver HSA \$3,100/\$0 - Partage Silver HSA \$3,100/\$0 - Partage Gold \$1,100/\$0		Partage Silver HSA \$3,100/\$0 - Partage Silver HSA \$3,100/\$0 - Partage Silver HSA \$3,100/\$0 - Partage Silver HSA \$3,100/\$0 - Partage Gold \$1,100/\$0		Partage Silver HSA \$3,100/\$0 - Partage Silver HSA \$3,100/\$0 - Partage Silver HSA \$3,100/\$0 - Partage Silver HSA \$3,100/\$0 - Partage Gold \$1,100/\$0		Partage Gold \$1,100/\$0
Form # =>	671		671		671		671		671
Rating Area =>	1		3		4		5		6
Network =>	Dental Advantage w/Dentem		Dental Advantage w/Dentem		Dental Advantage w/Dentem		Dental Advantage w/Dentem		Dental Advantage w/Dentem
Metal =>	Silver		Silver		Silver		Silver		Gold
Deductible =>	\$3100 / \$6200		\$3100 / \$6200		\$3100 / \$6200		\$3100 / \$6200		\$1000 / \$6200
Coinsurance =>	80%		80%		80%		80%		80%
Copays =>	\$0 / 20%		\$0 / 20%		\$0 / 20%		\$0 / 20%		\$10 / 20%
OOP Maximum =>	\$5300 / \$10600		\$5300 / \$10600		\$5300 / \$10600		\$5300 / \$10600		\$7000 / \$10600
Pediatric Dental (Yes/No) =>	Yes		Yes		Yes		Yes		Yes
Age Band	Non-Tobacco	Tobacco	Non-Tobacco	Tobacco	Non-Tobacco	Tobacco	Non-Tobacco	Tobacco	Non-Tobacco
0 - 14	\$162.72	\$162.72	\$215.59	\$215.59	\$162.72	\$162.72	\$162.72	\$162.72	\$194.66
15	\$177.18	\$177.18	\$234.76	\$234.76	\$177.18	\$177.18	\$177.18	\$177.18	\$211.97
16	\$182.71	\$182.71	\$242.08	\$242.08	\$182.71	\$182.71	\$182.71	\$182.71	\$218.58
17	\$188.24	\$188.24	\$249.41	\$249.41	\$188.24	\$188.24	\$188.24	\$188.24	\$225.20
18	\$194.20	\$194.20	\$257.30	\$257.30	\$194.20	\$194.20	\$194.20	\$194.20	\$232.32
19	\$200.15	\$200.15	\$265.19	\$265.19	\$200.15	\$200.15	\$200.15	\$200.15	\$239.45
20	\$206.32	\$206.32	\$273.37	\$273.37	\$206.32	\$206.32	\$206.32	\$206.32	\$246.83
21	\$212.70	\$218.02	\$281.82	\$288.87	\$212.70	\$218.02	\$212.70	\$218.02	\$254.46
22	\$212.70	\$218.02	\$281.82	\$288.87	\$212.70	\$218.02	\$212.70	\$218.02	\$254.46
23	\$212.70	\$218.02	\$281.82	\$288.87	\$212.70	\$218.02	\$212.70	\$218.02	\$254.46
24	\$212.70	\$218.02	\$281.82	\$288.87	\$212.70	\$218.02	\$212.70	\$218.02	\$254.46
25	\$213.55	\$218.89	\$282.95	\$290.02	\$213.55	\$218.89	\$213.55	\$218.89	\$255.48
26	\$217.80	\$223.25	\$288.58	\$295.80	\$217.80	\$223.25	\$217.80	\$223.25	\$260.57
27	\$222.91	\$228.48	\$295.35	\$302.73	\$222.91	\$228.48	\$222.91	\$228.48	\$266.67
28	\$231.20	\$236.99	\$306.34	\$314.00	\$231.20	\$236.99	\$231.20	\$236.99	\$276.60
29	\$238.01	\$243.96	\$315.36	\$323.24	\$238.01	\$243.96	\$238.01	\$243.96	\$284.74
30	\$241.41	\$247.45	\$319.87	\$327.86	\$241.41	\$247.45	\$241.41	\$247.45	\$288.81
31	\$246.52	\$252.68	\$326.63	\$334.80	\$246.52	\$252.68	\$246.52	\$252.68	\$294.92
32	\$251.62	\$257.91	\$333.39	\$341.73	\$251.62	\$257.91	\$251.62	\$257.91	\$301.03
33	\$254.81	\$261.18	\$337.62	\$346.06	\$254.81	\$261.18	\$254.81	\$261.18	\$304.84
34	\$258.22	\$264.67	\$342.13	\$350.68	\$258.22	\$264.67	\$258.22	\$264.67	\$308.91
35	\$259.92	\$266.42	\$344.38	\$352.99	\$259.92	\$266.42	\$259.92	\$266.42	\$310.95
36	\$261.62	\$268.16	\$346.64	\$355.30	\$261.62	\$268.16	\$261.62	\$268.16	\$312.99
37	\$263.32	\$269.91	\$348.89	\$357.62	\$263.32	\$269.91	\$263.32	\$269.91	\$315.02
38	\$265.02	\$271.65	\$351.15	\$359.93	\$265.02	\$271.65	\$265.02	\$271.65	\$317.06
39	\$268.43	\$275.14	\$355.66	\$364.55	\$268.43	\$275.14	\$268.43	\$275.14	\$321.13
40	\$271.83	\$278.63	\$360.17	\$369.17	\$271.83	\$278.63	\$271.83	\$278.63	\$325.20
41	\$276.94	\$283.86	\$366.93	\$376.10	\$276.94	\$283.86	\$276.94	\$283.86	\$331.31
42	\$281.83	\$288.87	\$373.41	\$382.75	\$281.83	\$288.87	\$281.83	\$288.87	\$337.16
43	\$288.63	\$295.85	\$382.43	\$391.99	\$288.63	\$295.85	\$288.63	\$295.85	\$345.30
44	\$297.14	\$304.57	\$393.70	\$403.55	\$297.14	\$304.57	\$297.14	\$304.57	\$355.48
45	\$307.14	\$314.82	\$406.95	\$417.12	\$307.14	\$314.82	\$307.14	\$314.82	\$367.44
46	\$319.05	\$327.03	\$422.73	\$433.30	\$319.05	\$327.03	\$319.05	\$327.03	\$381.69
47	\$332.45	\$340.76	\$440.48	\$451.50	\$332.45	\$340.76	\$332.45	\$340.76	\$397.72
48	\$347.76	\$356.46	\$460.78	\$472.30	\$347.76	\$356.46	\$347.76	\$356.46	\$416.04
49	\$362.87	\$371.94	\$480.78	\$492.80	\$362.87	\$371.94	\$362.87	\$371.94	\$434.11
50	\$379.88	\$389.38	\$503.33	\$515.91	\$379.88	\$389.38	\$379.88	\$389.38	\$454.47
51	\$396.69	\$406.60	\$525.59	\$538.73	\$396.69	\$406.60	\$396.69	\$406.60	\$474.57
52	\$415.19	\$425.57	\$550.11	\$563.87	\$415.19	\$425.57	\$415.19	\$425.57	\$496.71
53	\$433.91	\$444.76	\$574.91	\$589.29	\$433.91	\$444.76	\$433.91	\$444.76	\$519.10
54	\$454.11	\$465.47	\$601.69	\$616.73	\$454.11	\$465.47	\$454.11	\$465.47	\$543.27
55	\$474.32	\$486.18	\$628.46	\$644.17	\$474.32	\$486.18	\$474.32	\$486.18	\$567.45
56	\$496.23	\$508.63	\$657.49	\$673.92	\$496.23	\$508.63	\$496.23	\$508.63	\$593.66
57	\$518.35	\$531.31	\$686.80	\$703.97	\$518.35	\$531.31	\$518.35	\$531.31	\$620.12
58	\$541.96	\$555.51	\$718.08	\$736.03	\$541.96	\$555.51	\$541.96	\$555.51	\$648.36
59	\$553.66	\$567.50	\$733.58	\$751.92	\$553.66	\$567.50	\$553.66	\$567.50	\$662.36
60	\$577.27	\$591.70	\$764.86	\$783.98	\$577.27	\$591.70	\$577.27	\$591.70	\$690.60
61	\$597.69	\$612.63	\$791.91	\$811.71	\$597.69	\$612.63	\$597.69	\$612.63	\$715.03
62	\$611.09	\$626.36	\$809.67	\$829.91	\$611.09	\$626.36	\$611.09	\$626.36	\$731.06
63	\$627.89	\$643.59	\$831.93	\$852.73	\$627.89	\$643.59	\$627.89	\$643.59	\$751.17
64+	\$638.10	\$654.05	\$845.46	\$866.60	\$638.10	\$654.05	\$638.10	\$654.05	\$763.38

Company Name:  
Market:  
Product:  
Effective Date of Rates:

HIOS Plan ID (On Exchange)=>	0050106	16322PA0050106	16322PA0050106	16322PA0050106	16322PA0050106	16322PA0050106	16322PA0050106	16322PA0050106	16322PA0050108
HIOS Plan ID (Off Exchange)=>	0050106	16322PA0050106	16322PA0050106	16322PA0050106	16322PA0050106	16322PA0050106	16322PA0050106	16322PA0050106	16322PA0050108
Plan Marketing Name =>	000/\$10 - Partn	antage Gold \$1,000/\$10 - Partn	antage Gold \$1,000/\$10 - Partn	antage Gold \$1,000/\$10 - Partn	antage Gold \$1,000/\$10 - Partn	antage Gold \$1,000/\$10 - Partn	antage Gold \$1,000/\$10 - Partn	antage Silver HSA \$3,100/\$0 - Se	
Form # =>	72	672	672	672	672	672	672	671	
Rating Area =>	1	3	4	5	4				
Network =>	age w/Dentem	/Dental Advantage w/Dentem	/Dental Advantage w/Dentem	/Dental Advantage w/Dentem	/Dental Advantage w/Dentem	/Dental Advantage w/Dentem	/Dental Advantage w/Dentem	/Dental Advantage w/Dentem	
Metal =>	old	Gold	Gold	Gold	Gold	Gold	Gold	Silver	
Deductible =>	\$2000	\$1000 / \$2000	\$1000 / \$2000	\$1000 / \$2000	\$1000 / \$2000	\$1000 / \$2000	\$1000 / \$2000	\$3100 / \$6200	
Coinsurance =>	%	80%	80%	80%	80%	80%	80%	80%	
Copays =>	\$70	\$10 / \$70	\$10 / \$70	\$10 / \$70	\$10 / \$70	\$10 / \$70	\$10 / \$70	\$0 / 20%	
OOP Maximum =>	\$14000	\$7000 / \$14000	\$7000 / \$14000	\$7000 / \$14000	\$7000 / \$14000	\$7000 / \$14000	\$7000 / \$14000	\$5300 / \$10600	
Pediatric Dental (Yes/No) =>	es	Yes	Yes	Yes	Yes	Yes	Yes	Yes	
Age Band	Tobacco	Non-Tobacco	Tobacco	Non-Tobacco	Tobacco	Non-Tobacco	Tobacco	Non-Tobacco	Tobacco
0 - 14	\$194.66	\$257.92	\$257.92	\$194.66	\$194.66	\$194.66	\$194.66	\$171.99	\$171.99
15	\$211.97	\$280.85	\$280.85	\$211.97	\$211.97	\$211.97	\$211.97	\$187.28	\$187.28
16	\$218.58	\$289.61	\$289.61	\$218.58	\$218.58	\$218.58	\$218.58	\$193.13	\$193.13
17	\$225.20	\$298.38	\$298.38	\$225.20	\$225.20	\$225.20	\$225.20	\$198.97	\$198.97
18	\$232.32	\$307.82	\$307.82	\$232.32	\$232.32	\$232.32	\$232.32	\$205.27	\$205.27
19	\$239.45	\$317.26	\$317.26	\$239.45	\$239.45	\$239.45	\$239.45	\$211.57	\$211.57
20	\$246.83	\$327.04	\$327.04	\$246.83	\$246.83	\$246.83	\$246.83	\$218.09	\$218.09
21	\$260.82	\$337.15	\$345.58	\$254.46	\$260.82	\$254.46	\$260.82	\$224.83	\$230.45
22	\$260.82	\$337.15	\$345.58	\$254.46	\$260.82	\$254.46	\$260.82	\$224.83	\$230.45
23	\$260.82	\$337.15	\$345.58	\$254.46	\$260.82	\$254.46	\$260.82	\$224.83	\$230.45
24	\$260.82	\$337.15	\$345.58	\$254.46	\$260.82	\$254.46	\$260.82	\$224.83	\$230.45
25	\$261.86	\$338.50	\$346.96	\$255.48	\$261.86	\$255.48	\$261.86	\$225.73	\$231.37
26	\$267.08	\$345.24	\$353.87	\$260.57	\$267.08	\$260.57	\$267.08	\$230.23	\$235.98
27	\$273.34	\$353.33	\$362.17	\$266.67	\$273.34	\$266.67	\$273.34	\$235.62	\$241.51
28	\$283.51	\$366.48	\$375.64	\$276.60	\$283.51	\$276.60	\$283.51	\$244.39	\$250.50
29	\$291.86	\$377.27	\$386.70	\$284.74	\$291.86	\$284.74	\$291.86	\$251.58	\$257.87
30	\$296.03	\$382.67	\$392.23	\$288.81	\$296.03	\$288.81	\$296.03	\$255.18	\$261.56
31	\$302.29	\$390.76	\$400.53	\$294.92	\$302.29	\$294.92	\$302.29	\$260.58	\$267.09
32	\$308.55	\$398.85	\$408.82	\$301.03	\$308.55	\$301.03	\$308.55	\$265.97	\$272.62
33	\$312.46	\$403.91	\$414.00	\$304.84	\$312.46	\$304.84	\$312.46	\$269.35	\$276.08
34	\$316.64	\$409.30	\$419.53	\$308.91	\$316.64	\$308.91	\$316.64	\$272.94	\$279.77
35	\$318.72	\$412.00	\$422.30	\$310.95	\$318.72	\$310.95	\$318.72	\$274.74	\$281.61
36	\$320.81	\$414.69	\$425.06	\$312.99	\$320.81	\$312.99	\$320.81	\$276.54	\$283.45
37	\$322.90	\$417.39	\$427.83	\$315.02	\$322.90	\$315.02	\$322.90	\$278.34	\$285.30
38	\$324.98	\$420.09	\$430.59	\$317.06	\$324.98	\$317.06	\$324.98	\$280.14	\$287.14
39	\$329.16	\$425.48	\$436.12	\$321.13	\$329.16	\$321.13	\$329.16	\$283.74	\$290.83
40	\$333.33	\$430.88	\$441.65	\$325.20	\$333.33	\$325.20	\$333.33	\$287.33	\$294.52
41	\$339.59	\$438.97	\$449.94	\$331.31	\$339.59	\$331.31	\$339.59	\$292.73	\$300.05
42	\$345.59	\$446.72	\$457.89	\$337.16	\$345.59	\$337.16	\$345.59	\$297.90	\$305.35
43	\$353.93	\$457.51	\$468.95	\$345.30	\$353.93	\$345.30	\$353.93	\$305.09	\$312.72
44	\$364.37	\$471.00	\$482.77	\$355.48	\$364.37	\$355.48	\$364.37	\$314.09	\$321.94
45	\$376.63	\$486.84	\$499.02	\$367.44	\$376.63	\$367.44	\$376.63	\$324.65	\$332.77
46	\$391.23	\$505.73	\$518.37	\$381.69	\$391.23	\$381.69	\$391.23	\$337.25	\$345.68
47	\$407.66	\$526.97	\$540.14	\$397.72	\$407.66	\$397.72	\$407.66	\$351.41	\$360.19
48	\$426.44	\$551.24	\$565.02	\$416.04	\$426.44	\$416.04	\$426.44	\$367.60	\$376.79
49	\$444.96	\$575.18	\$589.56	\$434.11	\$444.96	\$434.11	\$444.96	\$383.56	\$393.15
50	\$465.83	\$602.15	\$617.20	\$454.47	\$465.83	\$454.47	\$465.83	\$401.55	\$411.59
51	\$486.43	\$628.78	\$644.50	\$474.57	\$486.43	\$474.57	\$486.43	\$419.31	\$429.79
52	\$509.12	\$658.12	\$674.57	\$496.71	\$509.12	\$496.71	\$509.12	\$438.87	\$449.84
53	\$532.08	\$687.79	\$704.98	\$519.10	\$532.08	\$519.10	\$532.08	\$458.65	\$470.12
54	\$556.85	\$719.82	\$737.81	\$543.27	\$556.85	\$543.27	\$556.85	\$480.01	\$492.01
55	\$581.63	\$751.84	\$770.64	\$567.45	\$581.63	\$567.45	\$581.63	\$501.37	\$513.91
56	\$608.50	\$786.57	\$806.24	\$593.66	\$608.50	\$593.66	\$608.50	\$524.53	\$537.64
57	\$635.62	\$821.63	\$842.18	\$620.12	\$635.62	\$620.12	\$635.62	\$547.91	\$561.61
58	\$664.57	\$859.06	\$880.53	\$648.36	\$664.57	\$648.36	\$664.57	\$572.87	\$587.19
59	\$678.92	\$877.60	\$899.54	\$662.36	\$678.92	\$662.36	\$678.92	\$585.23	\$599.86
60	\$707.87	\$915.03	\$937.90	\$690.60	\$707.87	\$690.60	\$707.87	\$610.19	\$625.44
61	\$732.91	\$947.39	\$971.08	\$715.03	\$732.91	\$715.03	\$732.91	\$631.77	\$647.57
62	\$749.34	\$968.63	\$992.85	\$731.06	\$749.34	\$731.06	\$749.34	\$645.94	\$662.09
63	\$769.95	\$995.27	\$1,020.15	\$751.17	\$769.95	\$751.17	\$769.95	\$663.70	\$680.29
64+	\$782.46	\$1,011.45	\$1,036.74	\$763.38	\$782.46	\$763.38	\$782.46	\$674.49	\$691.35

Company Name:  
Market:  
Product:  
Effective Date of Rates:

HIOS Plan ID (On Exchange)=>	16322PA0050111		16322PA0050111		16322PA0050111		16322PA0050111		16322PA
HIOS Plan ID (Off Exchange)=>	16322PA0050111		16322PA0050111		16322PA0050111		16322PA0050111		16322PA
Plan Marketing Name =>	Age Catastrophic \$8,700/\$0 - Page		Age Catastrophic \$8,700/\$0 - Page		Age Catastrophic \$8,700/\$0 - Page		Age Catastrophic \$8,700/\$0 - Page		Age Catastroph
Form # =>	672		672		672		672		6
Rating Area =>	1		3		4		5		
Network =>	/Dental Advantage w/Dentem		/Dental Advantage w/Dentem		/Dental Advantage w/Dentem		/Dental Advantage w/Dentem		/Dental Advant
Metal =>	Catastrophic		Catastrophic		Catastrophic		Catastrophic		Catast
Deductible =>	\$8700 / \$17400		\$8700 / \$17400		\$8700 / \$17400		\$8700 / \$17400		\$8700 /
Coinsurance =>	100%		100%		100%		100%		10
Copays =>	\$0 / \$0		\$0 / \$0		\$0 / \$0		\$0 / \$0		\$0 /
OOP Maximum =>	\$8700 / \$17400		\$8700 / \$17400		\$8700 / \$17400		\$8700 / \$17400		\$8700 /
Pediatric Dental (Yes/No) =>	Yes		Yes		Yes		Yes		Y
Age Band	Non-Tobacco	Tobacco	Non-Tobacco	Tobacco	Non-Tobacco	Tobacco	Non-Tobacco	Tobacco	Non-Tobacco
0 - 14	\$127.81	\$127.81	\$169.34	\$169.34	\$127.81	\$127.81	\$127.81	\$127.81	\$135.10
15	\$139.17	\$139.17	\$184.39	\$184.39	\$139.17	\$139.17	\$139.17	\$139.17	\$147.11
16	\$143.51	\$143.51	\$190.15	\$190.15	\$143.51	\$143.51	\$143.51	\$143.51	\$151.70
17	\$147.86	\$147.86	\$195.90	\$195.90	\$147.86	\$147.86	\$147.86	\$147.86	\$156.29
18	\$152.53	\$152.53	\$202.10	\$202.10	\$152.53	\$152.53	\$152.53	\$152.53	\$161.24
19	\$157.21	\$157.21	\$208.30	\$208.30	\$157.21	\$157.21	\$157.21	\$157.21	\$166.18
20	\$162.06	\$162.06	\$214.72	\$214.72	\$162.06	\$162.06	\$162.06	\$162.06	\$171.30
21	\$167.07	\$171.25	\$221.36	\$226.89	\$167.07	\$171.25	\$167.07	\$171.25	\$176.60
22	\$167.07	\$171.25	\$221.36	\$226.89	\$167.07	\$171.25	\$167.07	\$171.25	\$176.60
23	\$167.07	\$171.25	\$221.36	\$226.89	\$167.07	\$171.25	\$167.07	\$171.25	\$176.60
24	\$167.07	\$171.25	\$221.36	\$226.89	\$167.07	\$171.25	\$167.07	\$171.25	\$176.60
25	\$167.74	\$171.93	\$222.25	\$227.80	\$167.74	\$171.93	\$167.74	\$171.93	\$177.31
26	\$171.08	\$175.36	\$226.67	\$232.34	\$171.08	\$175.36	\$171.08	\$175.36	\$180.84
27	\$175.09	\$179.47	\$231.99	\$237.78	\$175.09	\$179.47	\$175.09	\$179.47	\$185.08
28	\$181.61	\$186.15	\$240.62	\$246.63	\$181.61	\$186.15	\$181.61	\$186.15	\$191.96
29	\$186.95	\$191.63	\$247.70	\$253.89	\$186.95	\$191.63	\$186.95	\$191.63	\$197.62
30	\$189.62	\$194.37	\$251.24	\$257.52	\$189.62	\$194.37	\$189.62	\$194.37	\$200.44
31	\$193.63	\$198.47	\$256.56	\$262.97	\$193.63	\$198.47	\$193.63	\$198.47	\$204.68
32	\$197.64	\$202.58	\$261.87	\$268.42	\$197.64	\$202.58	\$197.64	\$202.58	\$208.92
33	\$200.15	\$205.15	\$265.19	\$271.82	\$200.15	\$205.15	\$200.15	\$205.15	\$211.57
34	\$202.82	\$207.89	\$268.73	\$275.45	\$202.82	\$207.89	\$202.82	\$207.89	\$214.39
35	\$204.16	\$209.26	\$270.50	\$277.26	\$204.16	\$209.26	\$204.16	\$209.26	\$215.81
36	\$205.50	\$210.63	\$272.27	\$279.08	\$205.50	\$210.63	\$205.50	\$210.63	\$217.22
37	\$206.83	\$212.00	\$274.04	\$280.89	\$206.83	\$212.00	\$206.83	\$212.00	\$218.63
38	\$208.17	\$213.37	\$275.81	\$282.71	\$208.17	\$213.37	\$208.17	\$213.37	\$220.04
39	\$210.84	\$216.11	\$279.36	\$286.34	\$210.84	\$216.11	\$210.84	\$216.11	\$222.87
40	\$213.52	\$218.85	\$282.90	\$289.97	\$213.52	\$218.85	\$213.52	\$218.85	\$225.69
41	\$217.53	\$222.96	\$288.21	\$295.42	\$217.53	\$222.96	\$217.53	\$222.96	\$229.93
42	\$221.37	\$226.90	\$293.30	\$300.63	\$221.37	\$226.90	\$221.37	\$226.90	\$234.00
43	\$226.71	\$232.38	\$300.39	\$307.90	\$226.71	\$232.38	\$226.71	\$232.38	\$239.65
44	\$233.40	\$239.23	\$309.24	\$316.97	\$233.40	\$239.23	\$233.40	\$239.23	\$246.71
45	\$241.25	\$247.28	\$319.64	\$327.63	\$241.25	\$247.28	\$241.25	\$247.28	\$255.01
46	\$250.61	\$256.87	\$332.04	\$340.34	\$250.61	\$256.87	\$250.61	\$256.87	\$264.90
47	\$261.13	\$267.66	\$345.99	\$354.64	\$261.13	\$267.66	\$261.13	\$267.66	\$276.03
48	\$273.16	\$279.99	\$361.92	\$370.97	\$273.16	\$279.99	\$273.16	\$279.99	\$288.74
49	\$285.02	\$292.15	\$377.64	\$387.08	\$285.02	\$292.15	\$285.02	\$292.15	\$301.28
50	\$298.39	\$305.85	\$395.35	\$405.23	\$298.39	\$305.85	\$298.39	\$305.85	\$315.41
51	\$311.59	\$319.38	\$412.84	\$423.16	\$311.59	\$319.38	\$311.59	\$319.38	\$329.36
52	\$326.12	\$334.27	\$432.09	\$442.90	\$326.12	\$334.27	\$326.12	\$334.27	\$344.72
53	\$340.82	\$349.34	\$451.57	\$462.86	\$340.82	\$349.34	\$340.82	\$349.34	\$360.26
54	\$356.69	\$365.61	\$472.60	\$484.42	\$356.69	\$365.61	\$356.69	\$365.61	\$377.04
55	\$372.57	\$381.88	\$493.63	\$505.97	\$372.57	\$381.88	\$372.57	\$381.88	\$393.82
56	\$389.77	\$399.52	\$516.43	\$529.34	\$389.77	\$399.52	\$389.77	\$399.52	\$412.01
57	\$407.15	\$417.33	\$539.45	\$552.94	\$407.15	\$417.33	\$407.15	\$417.33	\$430.37
58	\$425.69	\$436.34	\$564.03	\$578.13	\$425.69	\$436.34	\$425.69	\$436.34	\$449.98
59	\$434.88	\$445.76	\$576.20	\$590.61	\$434.88	\$445.76	\$434.88	\$445.76	\$459.69
60	\$453.43	\$464.76	\$600.77	\$615.79	\$453.43	\$464.76	\$453.43	\$464.76	\$479.29
61	\$469.47	\$481.20	\$622.02	\$637.57	\$469.47	\$481.20	\$469.47	\$481.20	\$496.25
62	\$479.99	\$491.99	\$635.97	\$651.87	\$479.99	\$491.99	\$479.99	\$491.99	\$507.37
63	\$493.19	\$505.52	\$653.45	\$669.79	\$493.19	\$505.52	\$493.19	\$505.52	\$521.32
64+	\$501.21	\$513.74	\$664.08	\$680.68	\$501.21	\$513.74	\$501.21	\$513.74	\$529.80

Company Name:  
Market:  
Product:  
Effective Date of Rates:

HIOS Plan ID (On Exchange)=>	0050112								
HIOS Plan ID (Off Exchange)=>	0050112	16322PA0050120	16322PA0050121	16322PA0050121	16322PA0050121	16322PA0050121	16322PA0050121	16322PA0050121	16322PA0050121
Plan Marketing Name =>	ic \$8,700/\$0 - Sele	ntage Silver \$3,000/\$50 - Sele	ntage Silver \$3,000/\$50 - Partr	ntage Silver \$3,000/\$50 - Partr	ntage Silver \$3,000/\$50 - Partr	ntage Silver \$3,000/\$50 - Partr	ntage Silver \$3,000/\$50 - Partr	ntage Silver \$3,000/\$50 - Partr	ntage Silver \$3,000/\$50 - Partr
Form # =>	72	672	672	672	672	672	672	672	672
Rating Area =>	1	4	1	3	4				
Network =>	age w/Dentema	/Dental Advantage w/Dentema	/Dental Advantage w/Dentema	/Dental Advantage w/Dentema	/Dental Advantage w/Dentema	/Dental Advantage w/Dentema	/Dental Advantage w/Dentema	/Dental Advantage w/Dentema	/Dental Advantage w/Dentema
Metal =>	rophic	Silver	Silver	Silver	Silver	Silver	Silver	Silver	Silver
Deductible =>	\$17400	\$3000 / \$6000	\$3000 / \$6000	\$3000 / \$6000	\$3000 / \$6000	\$3000 / \$6000	\$3000 / \$6000	\$3000 / \$6000	\$3000 / \$6000
Coinsurance =>	0%	70%	70%	70%	70%	70%	70%	70%	70%
Copays =>	/ \$0	\$50 / \$80	\$50 / \$80	\$50 / \$80	\$50 / \$80	\$50 / \$80	\$50 / \$80	\$50 / \$80	\$50 / \$80
OOP Maximum =>	\$17400	\$8700 / \$17400	\$8700 / \$17400	\$8700 / \$17400	\$8700 / \$17400	\$8700 / \$17400	\$8700 / \$17400	\$8700 / \$17400	\$8700 / \$17400
Pediatric Dental (Yes/No) =>	es	Yes	Yes	Yes	Yes	Yes	Yes	Yes	Yes
Age Band	Tobacco	Non-Tobacco	Tobacco	Non-Tobacco	Tobacco	Non-Tobacco	Tobacco	Non-Tobacco	Tobacco
0 - 14	\$135.10	\$179.08	\$179.08	\$169.42	\$169.42	\$224.47	\$224.47	\$169.42	\$169.42
15	\$147.11	\$195.00	\$195.00	\$184.48	\$184.48	\$244.42	\$244.42	\$184.48	\$184.48
16	\$151.70	\$201.08	\$201.08	\$190.23	\$190.23	\$252.05	\$252.05	\$190.23	\$190.23
17	\$156.29	\$207.17	\$207.17	\$195.99	\$195.99	\$259.68	\$259.68	\$195.99	\$195.99
18	\$161.24	\$213.72	\$213.72	\$202.19	\$202.19	\$267.89	\$267.89	\$202.19	\$202.19
19	\$166.18	\$220.28	\$220.28	\$208.39	\$208.39	\$276.11	\$276.11	\$208.39	\$208.39
20	\$171.30	\$227.07	\$227.07	\$214.82	\$214.82	\$284.62	\$284.62	\$214.82	\$214.82
21	\$181.02	\$234.09	\$239.94	\$221.46	\$227.00	\$293.42	\$300.76	\$221.46	\$227.00
22	\$181.02	\$234.09	\$239.94	\$221.46	\$227.00	\$293.42	\$300.76	\$221.46	\$227.00
23	\$181.02	\$234.09	\$239.94	\$221.46	\$227.00	\$293.42	\$300.76	\$221.46	\$227.00
24	\$181.02	\$234.09	\$239.94	\$221.46	\$227.00	\$293.42	\$300.76	\$221.46	\$227.00
25	\$181.74	\$235.03	\$240.90	\$222.35	\$227.90	\$294.59	\$301.96	\$222.35	\$227.90
26	\$185.36	\$239.71	\$245.70	\$226.78	\$232.44	\$300.46	\$307.97	\$226.78	\$232.44
27	\$189.70	\$245.33	\$251.46	\$232.09	\$237.89	\$307.50	\$315.19	\$232.09	\$237.89
28	\$196.76	\$254.46	\$260.82	\$240.73	\$246.75	\$318.95	\$326.92	\$240.73	\$246.75
29	\$202.56	\$261.95	\$268.50	\$247.81	\$254.01	\$328.34	\$336.55	\$247.81	\$254.01
30	\$205.45	\$265.69	\$272.33	\$251.36	\$257.64	\$333.03	\$341.36	\$251.36	\$257.64
31	\$209.80	\$271.31	\$278.09	\$256.67	\$263.09	\$340.07	\$348.58	\$256.67	\$263.09
32	\$214.14	\$276.93	\$283.85	\$261.99	\$268.54	\$347.12	\$355.79	\$261.99	\$268.54
33	\$216.86	\$280.44	\$287.45	\$265.31	\$271.94	\$351.52	\$360.31	\$265.31	\$271.94
34	\$219.75	\$284.19	\$291.29	\$268.85	\$275.57	\$356.21	\$365.12	\$268.85	\$275.57
35	\$221.20	\$286.06	\$293.21	\$270.62	\$277.39	\$358.56	\$367.52	\$270.62	\$277.39
36	\$222.65	\$287.93	\$295.13	\$272.40	\$279.21	\$360.91	\$369.93	\$272.40	\$279.21
37	\$224.10	\$289.80	\$297.05	\$274.17	\$281.02	\$363.25	\$372.34	\$274.17	\$281.02
38	\$225.54	\$291.68	\$298.97	\$275.94	\$282.84	\$365.60	\$374.74	\$275.94	\$282.84
39	\$228.44	\$295.42	\$302.81	\$279.48	\$286.47	\$370.30	\$379.55	\$279.48	\$286.47
40	\$231.34	\$299.17	\$306.65	\$283.03	\$290.10	\$374.99	\$384.37	\$283.03	\$290.10
41	\$235.68	\$304.79	\$312.40	\$288.34	\$295.55	\$382.03	\$391.58	\$288.34	\$295.55
42	\$239.84	\$310.17	\$317.92	\$293.43	\$300.77	\$388.78	\$398.50	\$293.43	\$300.77
43	\$245.64	\$317.66	\$325.60	\$300.52	\$308.03	\$398.17	\$408.13	\$300.52	\$308.03
44	\$252.88	\$327.02	\$335.20	\$309.38	\$317.11	\$409.91	\$420.16	\$309.38	\$317.11
45	\$261.39	\$338.03	\$346.48	\$319.79	\$327.78	\$423.70	\$434.29	\$319.79	\$327.78
46	\$271.52	\$351.14	\$359.91	\$332.19	\$340.49	\$440.13	\$451.13	\$332.19	\$340.49
47	\$282.93	\$365.88	\$375.03	\$346.14	\$354.80	\$458.62	\$470.08	\$346.14	\$354.80
48	\$295.96	\$382.74	\$392.31	\$362.09	\$371.14	\$479.74	\$491.74	\$362.09	\$371.14
49	\$308.81	\$399.36	\$409.34	\$377.81	\$387.26	\$500.57	\$513.09	\$377.81	\$387.26
50	\$323.29	\$418.08	\$428.54	\$395.53	\$405.42	\$524.05	\$537.15	\$395.53	\$405.42
51	\$337.59	\$436.58	\$447.49	\$413.02	\$423.35	\$547.23	\$560.91	\$413.02	\$423.35
52	\$353.34	\$456.94	\$468.37	\$432.29	\$443.10	\$572.76	\$587.07	\$432.29	\$443.10
53	\$369.27	\$477.54	\$489.48	\$451.78	\$463.07	\$598.58	\$613.54	\$451.78	\$463.07
54	\$386.47	\$499.78	\$512.28	\$472.82	\$484.64	\$626.45	\$642.11	\$472.82	\$484.64
55	\$403.66	\$522.02	\$535.07	\$493.86	\$506.20	\$654.33	\$670.68	\$493.86	\$506.20
56	\$422.31	\$546.13	\$559.79	\$516.67	\$529.58	\$684.55	\$701.66	\$516.67	\$529.58
57	\$441.13	\$570.48	\$584.74	\$539.70	\$553.19	\$715.06	\$732.94	\$539.70	\$553.19
58	\$461.23	\$596.46	\$611.37	\$564.28	\$578.39	\$747.63	\$766.33	\$564.28	\$578.39
59	\$471.18	\$609.34	\$624.57	\$576.46	\$590.87	\$763.77	\$782.87	\$576.46	\$590.87
60	\$491.27	\$635.32	\$651.20	\$601.04	\$616.07	\$796.34	\$816.25	\$601.04	\$616.07
61	\$508.65	\$657.79	\$674.24	\$622.30	\$637.86	\$824.51	\$845.12	\$622.30	\$637.86
62	\$520.06	\$672.54	\$689.35	\$636.25	\$652.16	\$843.00	\$864.07	\$636.25	\$652.16
63	\$534.36	\$691.03	\$708.31	\$653.75	\$670.09	\$866.18	\$887.83	\$653.75	\$670.09
64+	\$543.05	\$702.27	\$719.83	\$664.38	\$680.99	\$880.26	\$902.27	\$664.38	\$680.99

Company Name:  
Market:  
Product:  
Effective Date of Rates:

HIOS Plan ID (On Exchange)=>	16322PA0050124		16322PA0050124		16322PA0050124		16322PA0050124		16322PA
HIOS Plan ID (Off Exchange)=>	16322PA0050121		16322PA0050124		16322PA0050124		16322PA0050124		16322PA
Plan Marketing Name =>	ntage Silver \$3,000/\$50 - Parntage Gold HSA \$3,100/\$0 - Parntage Gold HSA \$3,100/\$0 - Parntage Gold HSA \$3,100/\$0 - Parntage Gold HSA								
Form # =>	672		671		671		671		6
Rating Area =>	5		1		3		4		!
Network =>	/Dental Advantage w/Dentem		/Dental Advantage w/Dentem		/Dental Advantage w/Dentem		/Dental Advantage w/Dentem		/Dental Advan
Metal =>	Silver		Gold		Gold		Gold		Gc
Deductible =>	\$3000 / \$6000		\$3100 / \$6200		\$3100 / \$6200		\$3100 / \$6200		\$3100,
Coinsurance =>	70%		90%		90%		90%		90
Copays =>	\$50 / \$80		\$0 / 10%		\$0 / 10%		\$0 / 10%		\$0 /
OOP Maximum =>	\$8700 / \$17400		\$4000 / \$8000		\$4000 / \$8000		\$4000 / \$8000		\$4000,
Pediatric Dental (Yes/No) =>	Yes		Yes		Yes		Yes		Y
Age Band	Non-Tobacco	Tobacco	Non-Tobacco	Tobacco	Non-Tobacco	Tobacco	Non-Tobacco	Tobacco	Non-Tobacco
0 - 14	\$169.42	\$169.42	\$169.78	\$169.78	\$224.95	\$224.95	\$169.78	\$169.78	\$169.78
15	\$184.48	\$184.48	\$184.87	\$184.87	\$244.94	\$244.94	\$184.87	\$184.87	\$184.87
16	\$190.23	\$190.23	\$190.64	\$190.64	\$252.59	\$252.59	\$190.64	\$190.64	\$190.64
17	\$195.99	\$195.99	\$196.41	\$196.41	\$260.23	\$260.23	\$196.41	\$196.41	\$196.41
18	\$202.19	\$202.19	\$202.62	\$202.62	\$268.47	\$268.47	\$202.62	\$202.62	\$202.62
19	\$208.39	\$208.39	\$208.84	\$208.84	\$276.70	\$276.70	\$208.84	\$208.84	\$208.84
20	\$214.82	\$214.82	\$215.27	\$215.27	\$285.23	\$285.23	\$215.27	\$215.27	\$215.27
21	\$221.46	\$227.00	\$221.93	\$227.48	\$294.05	\$301.40	\$221.93	\$227.48	\$221.93
22	\$221.46	\$227.00	\$221.93	\$227.48	\$294.05	\$301.40	\$221.93	\$227.48	\$221.93
23	\$221.46	\$227.00	\$221.93	\$227.48	\$294.05	\$301.40	\$221.93	\$227.48	\$221.93
24	\$221.46	\$227.00	\$221.93	\$227.48	\$294.05	\$301.40	\$221.93	\$227.48	\$221.93
25	\$222.35	\$227.90	\$222.82	\$228.39	\$295.23	\$302.61	\$222.82	\$228.39	\$222.82
26	\$226.78	\$232.44	\$227.26	\$232.94	\$301.11	\$308.63	\$227.26	\$232.94	\$227.26
27	\$232.09	\$237.89	\$232.58	\$238.40	\$308.16	\$315.87	\$232.58	\$238.40	\$232.58
28	\$240.73	\$246.75	\$241.24	\$247.27	\$319.63	\$327.62	\$241.24	\$247.27	\$241.24
29	\$247.81	\$254.01	\$248.34	\$254.55	\$329.04	\$337.27	\$248.34	\$254.55	\$248.34
30	\$251.36	\$257.64	\$251.89	\$258.19	\$333.75	\$342.09	\$251.89	\$258.19	\$251.89
31	\$256.67	\$263.09	\$257.22	\$263.65	\$340.80	\$349.32	\$257.22	\$263.65	\$257.22
32	\$261.99	\$268.54	\$262.54	\$269.11	\$347.86	\$356.56	\$262.54	\$269.11	\$262.54
33	\$265.31	\$271.94	\$265.87	\$272.52	\$352.27	\$361.08	\$265.87	\$272.52	\$265.87
34	\$268.85	\$275.57	\$269.42	\$276.16	\$356.98	\$365.90	\$269.42	\$276.16	\$269.42
35	\$270.62	\$277.39	\$271.20	\$277.98	\$359.33	\$368.31	\$271.20	\$277.98	\$271.20
36	\$272.40	\$279.21	\$272.97	\$279.80	\$361.68	\$370.72	\$272.97	\$279.80	\$272.97
37	\$274.17	\$281.02	\$274.75	\$281.62	\$364.03	\$373.13	\$274.75	\$281.62	\$274.75
38	\$275.94	\$282.84	\$276.52	\$283.44	\$366.39	\$375.55	\$276.52	\$283.44	\$276.52
39	\$279.48	\$286.47	\$280.08	\$287.08	\$371.09	\$380.37	\$280.08	\$287.08	\$280.08
40	\$283.03	\$290.10	\$283.63	\$290.72	\$375.80	\$385.19	\$283.63	\$290.72	\$283.63
41	\$288.34	\$295.55	\$288.95	\$296.18	\$382.85	\$392.42	\$288.95	\$296.18	\$288.95
42	\$293.43	\$300.77	\$294.06	\$301.41	\$389.62	\$399.36	\$294.06	\$301.41	\$294.06
43	\$300.52	\$308.03	\$301.16	\$308.69	\$399.03	\$409.00	\$301.16	\$308.69	\$301.16
44	\$309.38	\$317.11	\$310.04	\$317.79	\$410.79	\$421.06	\$310.04	\$317.79	\$310.04
45	\$319.79	\$327.78	\$320.47	\$328.48	\$424.61	\$435.22	\$320.47	\$328.48	\$320.47
46	\$332.19	\$340.49	\$332.90	\$341.22	\$441.08	\$452.10	\$332.90	\$341.22	\$332.90
47	\$346.14	\$354.80	\$346.88	\$355.55	\$459.60	\$471.09	\$346.88	\$355.55	\$346.88
48	\$362.09	\$371.14	\$362.86	\$371.93	\$480.77	\$492.79	\$362.86	\$371.93	\$362.86
49	\$377.81	\$387.26	\$378.61	\$388.08	\$501.65	\$514.19	\$378.61	\$388.08	\$378.61
50	\$395.53	\$405.42	\$396.37	\$406.28	\$525.17	\$538.30	\$396.37	\$406.28	\$396.37
51	\$413.02	\$423.35	\$413.90	\$424.25	\$548.40	\$562.11	\$413.90	\$424.25	\$413.90
52	\$432.29	\$443.10	\$433.21	\$444.04	\$573.99	\$588.34	\$433.21	\$444.04	\$433.21
53	\$451.78	\$463.07	\$452.74	\$464.06	\$599.86	\$614.86	\$452.74	\$464.06	\$452.74
54	\$472.82	\$484.64	\$473.82	\$485.67	\$627.80	\$643.49	\$473.82	\$485.67	\$473.82
55	\$493.86	\$506.20	\$494.90	\$507.28	\$655.73	\$672.12	\$494.90	\$507.28	\$494.90
56	\$516.67	\$529.58	\$517.76	\$530.71	\$686.02	\$703.17	\$517.76	\$530.71	\$517.76
57	\$539.70	\$553.19	\$540.84	\$554.36	\$716.60	\$734.51	\$540.84	\$554.36	\$540.84
58	\$564.28	\$578.39	\$565.48	\$579.61	\$749.24	\$767.97	\$565.48	\$579.61	\$565.48
59	\$576.46	\$590.87	\$577.68	\$592.13	\$765.41	\$784.55	\$577.68	\$592.13	\$577.68
60	\$601.04	\$616.07	\$602.32	\$617.38	\$798.05	\$818.00	\$602.32	\$617.38	\$602.32
61	\$622.30	\$637.86	\$623.62	\$639.21	\$826.28	\$846.94	\$623.62	\$639.21	\$623.62
62	\$636.25	\$652.16	\$637.60	\$653.55	\$844.81	\$865.93	\$637.60	\$653.55	\$637.60
63	\$653.75	\$670.09	\$655.14	\$671.52	\$868.04	\$889.74	\$655.14	\$671.52	\$655.14
64+	\$664.38	\$680.99	\$665.79	\$682.43	\$882.15	\$904.20	\$665.79	\$682.43	\$665.79

Company Name:  
Market:  
Product:  
Effective Date of Rates:

HIOS Plan ID (On Exchange)=>	0050124	16322PA0050125		16322PA0050126		16322PA0050126		16322PA0050126	
HIOS Plan ID (Off Exchange)=>	0050124	16322PA0050125		16322PA0050126		16322PA0050126		16322PA0050126	
Plan Marketing Name =>	\$3,100/\$0 - Par	ntage Gold HSA \$3,100/\$0 - Sel	ntage Silver \$1,500/\$75 - Par	ntage Silver \$1,500/\$75 - Par	ntage Silver \$1,500/\$75 - Par	ntage Silver \$1,500/\$75 - Par	ntage Silver \$1,500/\$75 - Par	ntage Silver \$1,500/\$75 - Par	ntage Silver \$1,500/\$75 - Par
Form # =>	71	671		672		672		672	
Rating Area =>	5	4		1		3		4	
Network =>	age w/Dentem	Dental Advantage w/Dentema		Dental Advantage w/Dentem		Dental Advantage w/Dentem		Dental Advantage w/Dentem	
Metal =>	old	Gold		Silver		Silver		Silver	
Deductible =>	/ \$6200	\$3100 / \$6200		\$1500 / \$3000		\$1500 / \$3000		\$1500 / \$3000	
Coinsurance =>	0%	90%		60%		60%		60%	
Copays =>	10%	\$0 / 10%		\$75 / \$10		\$75 / \$10		\$75 / \$10	
OOP Maximum =>	/ \$8000	\$4000 / \$8000		\$8700 / \$17400		\$8700 / \$17400		\$8700 / \$17400	
Pediatric Dental (Yes/No) =>	es	Yes		Yes		Yes		Yes	
Age Band	Tobacco	Non-Tobacco	Tobacco	Non-Tobacco	Tobacco	Non-Tobacco	Tobacco	Non-Tobacco	Tobacco
0 - 14	\$169.78	\$179.46	\$179.46	\$225.71	\$225.71	\$299.05	\$299.05	\$225.71	\$225.71
15	\$184.87	\$195.41	\$195.41	\$245.77	\$245.77	\$325.64	\$325.64	\$245.77	\$245.77
16	\$190.64	\$201.51	\$201.51	\$253.44	\$253.44	\$335.80	\$335.80	\$253.44	\$253.44
17	\$196.41	\$207.61	\$207.61	\$261.11	\$261.11	\$345.96	\$345.96	\$261.11	\$261.11
18	\$202.62	\$214.18	\$214.18	\$269.37	\$269.37	\$356.91	\$356.91	\$269.37	\$269.37
19	\$208.84	\$220.75	\$220.75	\$277.63	\$277.63	\$367.86	\$367.86	\$277.63	\$277.63
20	\$215.27	\$227.55	\$227.55	\$286.19	\$286.19	\$379.19	\$379.19	\$286.19	\$286.19
21	\$227.48	\$234.59	\$240.45	\$295.04	\$302.42	\$390.92	\$400.69	\$295.04	\$302.42
22	\$227.48	\$234.59	\$240.45	\$295.04	\$302.42	\$390.92	\$400.69	\$295.04	\$302.42
23	\$227.48	\$234.59	\$240.45	\$295.04	\$302.42	\$390.92	\$400.69	\$295.04	\$302.42
24	\$227.48	\$234.59	\$240.45	\$295.04	\$302.42	\$390.92	\$400.69	\$295.04	\$302.42
25	\$228.39	\$235.53	\$241.42	\$296.22	\$303.63	\$392.48	\$402.30	\$296.22	\$303.63
26	\$232.94	\$240.22	\$246.23	\$302.12	\$309.67	\$400.30	\$410.31	\$302.12	\$309.67
27	\$238.40	\$245.85	\$252.00	\$309.20	\$316.93	\$409.68	\$419.93	\$309.20	\$316.93
28	\$247.27	\$255.00	\$261.37	\$320.71	\$328.73	\$424.93	\$435.55	\$320.71	\$328.73
29	\$254.55	\$262.51	\$269.07	\$330.15	\$338.40	\$437.44	\$448.38	\$330.15	\$338.40
30	\$258.19	\$266.26	\$272.92	\$334.87	\$343.24	\$443.69	\$454.79	\$334.87	\$343.24
31	\$263.65	\$271.89	\$278.69	\$341.95	\$350.50	\$453.08	\$464.40	\$341.95	\$350.50
32	\$269.11	\$277.52	\$284.46	\$349.03	\$357.76	\$462.46	\$474.02	\$349.03	\$357.76
33	\$272.52	\$281.04	\$288.06	\$353.46	\$362.29	\$468.32	\$480.03	\$353.46	\$362.29
34	\$276.16	\$284.79	\$291.91	\$358.18	\$367.13	\$474.58	\$486.44	\$358.18	\$367.13
35	\$277.98	\$286.67	\$293.84	\$360.54	\$369.55	\$477.70	\$489.65	\$360.54	\$369.55
36	\$279.80	\$288.55	\$295.76	\$362.90	\$371.97	\$480.83	\$492.85	\$362.90	\$371.97
37	\$281.62	\$290.42	\$297.68	\$365.26	\$374.39	\$483.96	\$496.06	\$365.26	\$374.39
38	\$283.44	\$292.30	\$299.61	\$367.62	\$376.81	\$487.09	\$499.26	\$367.62	\$376.81
39	\$287.08	\$296.05	\$303.45	\$372.34	\$381.65	\$493.34	\$505.67	\$372.34	\$381.65
40	\$290.72	\$299.81	\$307.30	\$377.06	\$386.49	\$499.60	\$512.09	\$377.06	\$386.49
41	\$296.18	\$305.44	\$313.07	\$384.14	\$393.75	\$508.98	\$521.70	\$384.14	\$393.75
42	\$301.41	\$310.83	\$318.60	\$390.93	\$400.70	\$517.97	\$530.92	\$390.93	\$400.70
43	\$308.69	\$318.34	\$326.30	\$400.37	\$410.38	\$530.48	\$543.74	\$400.37	\$410.38
44	\$317.79	\$327.72	\$335.92	\$412.17	\$422.48	\$546.12	\$559.77	\$412.17	\$422.48
45	\$328.48	\$338.75	\$347.22	\$426.04	\$436.69	\$564.49	\$578.60	\$426.04	\$436.69
46	\$341.22	\$351.89	\$360.68	\$442.56	\$453.62	\$586.38	\$601.04	\$442.56	\$453.62
47	\$355.55	\$366.66	\$375.83	\$461.15	\$472.68	\$611.01	\$626.28	\$461.15	\$472.68
48	\$371.93	\$383.55	\$393.14	\$482.39	\$494.45	\$639.15	\$655.13	\$482.39	\$494.45
49	\$388.08	\$400.21	\$410.22	\$503.34	\$515.92	\$666.91	\$683.58	\$503.34	\$515.92
50	\$406.28	\$418.98	\$429.45	\$526.94	\$540.11	\$698.18	\$715.64	\$526.94	\$540.11
51	\$424.25	\$437.51	\$448.45	\$550.25	\$564.01	\$729.07	\$747.29	\$550.25	\$564.01
52	\$444.04	\$457.92	\$469.37	\$575.92	\$590.32	\$763.08	\$782.15	\$575.92	\$590.32
53	\$464.06	\$478.56	\$490.53	\$601.88	\$616.93	\$797.48	\$817.41	\$601.88	\$616.93
54	\$485.67	\$500.85	\$513.37	\$629.91	\$645.66	\$834.61	\$855.48	\$629.91	\$645.66
55	\$507.28	\$523.14	\$536.21	\$657.94	\$674.39	\$871.75	\$893.55	\$657.94	\$674.39
56	\$530.71	\$547.30	\$560.98	\$688.33	\$705.54	\$912.02	\$934.82	\$688.33	\$705.54
57	\$554.36	\$571.70	\$585.99	\$719.01	\$736.99	\$952.67	\$976.49	\$719.01	\$736.99
58	\$579.61	\$597.74	\$612.68	\$751.76	\$770.56	\$996.06	\$1,020.97	\$751.76	\$770.56
59	\$592.13	\$610.64	\$625.90	\$767.99	\$787.19	\$1,017.56	\$1,043.00	\$767.99	\$787.19
60	\$617.38	\$636.68	\$652.59	\$800.74	\$820.76	\$1,060.96	\$1,087.48	\$800.74	\$820.76
61	\$639.21	\$659.20	\$675.68	\$829.06	\$849.79	\$1,098.49	\$1,125.95	\$829.06	\$849.79
62	\$653.55	\$673.98	\$690.83	\$847.65	\$868.84	\$1,123.11	\$1,151.19	\$847.65	\$868.84
63	\$671.52	\$692.51	\$709.82	\$870.96	\$892.73	\$1,154.00	\$1,182.85	\$870.96	\$892.73
64+	\$682.43	\$703.77	\$721.36	\$885.12	\$907.25	\$1,172.76	\$1,202.08	\$885.12	\$907.25



Company Name:  
Market:  
Product:  
Effective Date of Rates:

HIOS Plan ID (On Exchange)=>	16322PA0050126		16322PA0050127		16322PA0050127		16322PA0050127		16322PA
HIOS Plan ID (Off Exchange)=>	16322PA0050126		16322PA0050127		16322PA0050127		16322PA0050127		16322PA
Plan Marketing Name =>	ntage Silver \$1,500/\$75 - Partn		ntage Silver \$6,800/\$0 - Partn		ntage Silver \$6,800/\$0 - Partn		ntage Silver \$6,800/\$0 - Partn		ntage Silver \$6
Form # =>	672		672		672		672		6
Rating Area =>	5		1		3		4		!
Network =>	/Dental Advantage w/Dentem		/Dental Advantage w/Dentem		/Dental Advantage w/Dentem		/Dental Advantage w/Dentem		/Dental Advan
Metal =>	Silver		Silver		Silver		Silver		Sil
Deductible =>	\$1500 / \$3000		\$6800 / \$13600		\$6800 / \$13600		\$6800 / \$13600		\$6800 /
Coinsurance =>	60%		60%		60%		60%		60
Copays =>	\$75 / \$10		\$0 / \$40		\$0 / \$40		\$0 / \$40		\$0 /
OOP Maximum =>	\$8700 / \$17400		\$8700 / \$17400		\$8700 / \$17400		\$8700 / \$17400		\$8700 /
Pediatric Dental (Yes/No) =>	Yes		Yes		Yes		Yes		Y
Age Band	Non-Tobacco	Tobacco	Non-Tobacco	Tobacco	Non-Tobacco	Tobacco	Non-Tobacco	Tobacco	Non-Tobacco
0 - 14	\$225.71	\$225.71	\$235.31	\$235.31	\$311.78	\$311.78	\$235.31	\$235.31	\$235.31
15	\$245.77	\$245.77	\$256.23	\$256.23	\$339.50	\$339.50	\$256.23	\$256.23	\$256.23
16	\$253.44	\$253.44	\$264.23	\$264.23	\$350.09	\$350.09	\$264.23	\$264.23	\$264.23
17	\$261.11	\$261.11	\$272.23	\$272.23	\$360.69	\$360.69	\$272.23	\$272.23	\$272.23
18	\$269.37	\$269.37	\$280.84	\$280.84	\$372.10	\$372.10	\$280.84	\$280.84	\$280.84
19	\$277.63	\$277.63	\$289.45	\$289.45	\$383.51	\$383.51	\$289.45	\$289.45	\$289.45
20	\$286.19	\$286.19	\$298.37	\$298.37	\$395.33	\$395.33	\$298.37	\$298.37	\$298.37
21	\$295.04	\$302.42	\$307.60	\$315.29	\$407.56	\$417.75	\$307.60	\$315.29	\$307.60
22	\$295.04	\$302.42	\$307.60	\$315.29	\$407.56	\$417.75	\$307.60	\$315.29	\$307.60
23	\$295.04	\$302.42	\$307.60	\$315.29	\$407.56	\$417.75	\$307.60	\$315.29	\$307.60
24	\$295.04	\$302.42	\$307.60	\$315.29	\$407.56	\$417.75	\$307.60	\$315.29	\$307.60
25	\$296.22	\$303.63	\$308.83	\$316.55	\$409.19	\$419.42	\$308.83	\$316.55	\$308.83
26	\$302.12	\$309.67	\$314.98	\$322.86	\$417.34	\$427.77	\$314.98	\$322.86	\$314.98
27	\$309.20	\$316.93	\$322.36	\$330.42	\$427.12	\$437.80	\$322.36	\$330.42	\$322.36
28	\$320.71	\$328.73	\$334.36	\$342.72	\$443.02	\$454.09	\$334.36	\$342.72	\$334.36
29	\$330.15	\$338.40	\$344.20	\$352.81	\$456.06	\$467.46	\$344.20	\$352.81	\$344.20
30	\$334.87	\$343.24	\$349.13	\$357.85	\$462.58	\$474.15	\$349.13	\$357.85	\$349.13
31	\$341.95	\$350.50	\$356.51	\$365.42	\$472.36	\$484.17	\$356.51	\$365.42	\$356.51
32	\$349.03	\$357.76	\$363.89	\$372.99	\$482.14	\$494.20	\$363.89	\$372.99	\$363.89
33	\$353.46	\$362.29	\$368.50	\$377.72	\$488.26	\$500.46	\$368.50	\$377.72	\$368.50
34	\$358.18	\$367.13	\$373.43	\$382.76	\$494.78	\$507.15	\$373.43	\$382.76	\$373.43
35	\$360.54	\$369.55	\$375.89	\$385.28	\$498.04	\$510.49	\$375.89	\$385.28	\$375.89
36	\$362.90	\$371.97	\$378.35	\$387.81	\$501.30	\$513.83	\$378.35	\$387.81	\$378.35
37	\$365.26	\$374.39	\$380.81	\$390.33	\$504.56	\$517.17	\$380.81	\$390.33	\$380.81
38	\$367.62	\$376.81	\$383.27	\$392.85	\$507.82	\$520.52	\$383.27	\$392.85	\$383.27
39	\$372.34	\$381.65	\$388.19	\$397.90	\$514.34	\$527.20	\$388.19	\$397.90	\$388.19
40	\$377.06	\$386.49	\$393.11	\$402.94	\$520.86	\$533.88	\$393.11	\$402.94	\$393.11
41	\$384.14	\$393.75	\$400.50	\$410.51	\$530.64	\$543.91	\$400.50	\$410.51	\$400.50
42	\$390.93	\$400.70	\$407.57	\$417.76	\$540.02	\$553.52	\$407.57	\$417.76	\$407.57
43	\$400.37	\$410.38	\$417.41	\$427.85	\$553.06	\$566.89	\$417.41	\$427.85	\$417.41
44	\$412.17	\$422.48	\$429.72	\$440.46	\$569.36	\$583.60	\$429.72	\$440.46	\$429.72
45	\$426.04	\$436.69	\$444.17	\$455.28	\$588.52	\$603.23	\$444.17	\$455.28	\$444.17
46	\$442.56	\$453.62	\$461.40	\$472.94	\$611.34	\$626.62	\$461.40	\$472.94	\$461.40
47	\$461.15	\$472.68	\$480.78	\$492.80	\$637.02	\$652.94	\$480.78	\$492.80	\$480.78
48	\$482.39	\$494.45	\$502.93	\$515.50	\$666.36	\$683.02	\$502.93	\$515.50	\$502.93
49	\$503.34	\$515.92	\$524.77	\$537.88	\$695.30	\$712.68	\$524.77	\$537.88	\$524.77
50	\$526.94	\$540.11	\$549.37	\$563.11	\$727.90	\$746.10	\$549.37	\$563.11	\$549.37
51	\$550.25	\$564.01	\$573.67	\$588.02	\$760.10	\$779.10	\$573.67	\$588.02	\$573.67
52	\$575.92	\$590.32	\$600.44	\$615.45	\$795.56	\$815.45	\$600.44	\$615.45	\$600.44
53	\$601.88	\$616.93	\$627.50	\$643.19	\$831.42	\$852.21	\$627.50	\$643.19	\$627.50
54	\$629.91	\$645.66	\$656.73	\$673.14	\$870.14	\$891.89	\$656.73	\$673.14	\$656.73
55	\$657.94	\$674.39	\$685.95	\$703.10	\$908.86	\$931.58	\$685.95	\$703.10	\$685.95
56	\$688.33	\$705.54	\$717.63	\$735.57	\$950.84	\$974.61	\$717.63	\$735.57	\$717.63
57	\$719.01	\$736.99	\$749.62	\$768.36	\$993.22	\$1,018.05	\$749.62	\$768.36	\$749.62
58	\$751.76	\$770.56	\$783.76	\$803.36	\$1,038.46	\$1,064.42	\$783.76	\$803.36	\$783.76
59	\$767.99	\$787.19	\$800.68	\$820.70	\$1,060.88	\$1,087.40	\$800.68	\$820.70	\$800.68
60	\$800.74	\$820.76	\$834.83	\$855.70	\$1,106.12	\$1,133.77	\$834.83	\$855.70	\$834.83
61	\$829.06	\$849.79	\$864.36	\$885.96	\$1,145.24	\$1,173.87	\$864.36	\$885.96	\$864.36
62	\$847.65	\$868.84	\$883.73	\$905.83	\$1,170.92	\$1,200.19	\$883.73	\$905.83	\$883.73
63	\$870.96	\$892.73	\$908.04	\$930.74	\$1,203.12	\$1,233.20	\$908.04	\$930.74	\$908.04
64+	\$885.12	\$907.25	\$922.80	\$945.87	\$1,222.68	\$1,253.25	\$922.80	\$945.87	\$922.80

Company Name:  
Market:  
Product:  
Effective Date of Rates:

HIOS Plan ID (On Exchange)=>	0050127	16322PA0050128		16322PA0050128		16322PA0050129		16322PA0050130	
HIOS Plan ID (Off Exchange)=>	0050127	16322PA0050128		16322PA0050128		16322PA0050129		16322PA0050130	
Plan Marketing Name =>	Basic Care Silver \$4,500/\$0 - Partial	Basic Care Silver \$4,500/\$0 - Partial		Basic Care Silver \$4,500/\$0 - Partial		Basic Care Silver \$1,500/\$75 - Select		Basic Care Silver \$6,800/\$0 - Select	
Form # =>	72	672		672		672		672	
Rating Area =>	5	1		4		4		4	
Network =>	Basic Care w/Dental	Basic Care w/Dental Advantage w/Dental		Basic Care w/Dental Advantage w/Dental		Basic Care w/Dental Advantage w/Dental		Basic Care w/Dental Advantage w/Dental	
Metal =>	Silver	Silver		Silver		Silver		Silver	
Deductible =>	\$13600	\$4500 / \$9000		\$4500 / \$9000		\$1500 / \$3000		\$6800 / \$13600	
Coinsurance =>	100%	80%		80%		60%		60%	
Copays =>	\$40	\$0 / \$60		\$0 / \$60		\$75 / \$10		\$0 / \$40	
OOP Maximum =>	\$17400	\$8700 / \$17400		\$8700 / \$17400		\$8700 / \$17400		\$8700 / \$17400	
Pediatric Dental (Yes/No) =>	Yes	Yes		Yes		Yes		Yes	
Age Band	Tobacco	Non-Tobacco	Tobacco	Non-Tobacco	Tobacco	Non-Tobacco	Tobacco	Non-Tobacco	Tobacco
0 - 14	\$235.31	\$189.90	\$189.90	\$189.90	\$189.90	\$238.58	\$238.58	\$248.74	\$248.74
15	\$256.23	\$206.78	\$206.78	\$206.78	\$206.78	\$259.79	\$259.79	\$270.85	\$270.85
16	\$264.23	\$213.23	\$213.23	\$213.23	\$213.23	\$267.90	\$267.90	\$279.30	\$279.30
17	\$272.23	\$219.68	\$219.68	\$219.68	\$219.68	\$276.00	\$276.00	\$287.76	\$287.76
18	\$280.84	\$226.63	\$226.63	\$226.63	\$226.63	\$284.74	\$284.74	\$296.86	\$296.86
19	\$289.45	\$233.58	\$233.58	\$233.58	\$233.58	\$293.47	\$293.47	\$305.97	\$305.97
20	\$298.37	\$240.78	\$240.78	\$240.78	\$240.78	\$302.51	\$302.51	\$315.40	\$315.40
21	\$315.29	\$248.23	\$254.44	\$248.23	\$254.44	\$311.87	\$319.67	\$325.15	\$333.28
22	\$315.29	\$248.23	\$254.44	\$248.23	\$254.44	\$311.87	\$319.67	\$325.15	\$333.28
23	\$315.29	\$248.23	\$254.44	\$248.23	\$254.44	\$311.87	\$319.67	\$325.15	\$333.28
24	\$315.29	\$248.23	\$254.44	\$248.23	\$254.44	\$311.87	\$319.67	\$325.15	\$333.28
25	\$316.55	\$249.22	\$255.45	\$249.22	\$255.45	\$313.12	\$320.95	\$326.45	\$334.61
26	\$322.86	\$254.19	\$260.54	\$254.19	\$260.54	\$319.35	\$327.34	\$332.95	\$341.28
27	\$330.42	\$260.15	\$266.65	\$260.15	\$266.65	\$326.84	\$335.01	\$340.76	\$349.28
28	\$342.72	\$269.83	\$276.57	\$269.83	\$276.57	\$339.00	\$347.48	\$353.44	\$362.27
29	\$352.81	\$277.77	\$284.71	\$277.77	\$284.71	\$348.98	\$357.71	\$363.84	\$372.94
30	\$357.85	\$281.74	\$288.78	\$281.74	\$288.78	\$353.97	\$362.82	\$369.05	\$378.27
31	\$365.42	\$287.70	\$294.89	\$287.70	\$294.89	\$361.46	\$370.49	\$376.85	\$386.27
32	\$372.99	\$293.66	\$301.00	\$293.66	\$301.00	\$368.94	\$378.17	\$384.65	\$394.27
33	\$377.72	\$297.38	\$304.81	\$297.38	\$304.81	\$373.62	\$382.96	\$389.53	\$399.27
34	\$382.76	\$301.35	\$308.89	\$301.35	\$308.89	\$378.61	\$388.08	\$394.73	\$404.60
35	\$385.28	\$303.34	\$310.92	\$303.34	\$310.92	\$381.11	\$390.63	\$397.33	\$407.27
36	\$387.81	\$305.32	\$312.96	\$305.32	\$312.96	\$383.60	\$393.19	\$399.93	\$409.93
37	\$390.33	\$307.31	\$314.99	\$307.31	\$314.99	\$386.10	\$395.75	\$402.54	\$412.60
38	\$392.85	\$309.29	\$317.03	\$309.29	\$317.03	\$388.59	\$398.30	\$405.14	\$415.27
39	\$397.90	\$313.27	\$321.10	\$313.27	\$321.10	\$393.58	\$403.42	\$410.34	\$420.60
40	\$402.94	\$317.24	\$325.17	\$317.24	\$325.17	\$398.57	\$408.53	\$415.54	\$425.93
41	\$410.51	\$323.20	\$331.28	\$323.20	\$331.28	\$406.05	\$416.21	\$423.35	\$433.93
42	\$417.76	\$328.90	\$337.13	\$328.90	\$337.13	\$413.23	\$423.56	\$430.82	\$441.59
43	\$427.85	\$336.85	\$345.27	\$336.85	\$345.27	\$423.21	\$433.79	\$441.23	\$452.26
44	\$440.46	\$346.78	\$355.45	\$346.78	\$355.45	\$435.68	\$446.57	\$454.23	\$465.59
45	\$455.28	\$358.44	\$367.41	\$358.44	\$367.41	\$450.34	\$461.60	\$469.52	\$481.25
46	\$472.94	\$372.35	\$381.65	\$372.35	\$381.65	\$467.81	\$479.50	\$487.73	\$499.92
47	\$492.80	\$387.98	\$397.68	\$387.98	\$397.68	\$487.45	\$499.64	\$508.21	\$520.91
48	\$515.50	\$405.86	\$416.00	\$405.86	\$416.00	\$509.91	\$522.66	\$531.62	\$544.91
49	\$537.88	\$423.48	\$434.07	\$423.48	\$434.07	\$532.05	\$545.35	\$554.71	\$568.57
50	\$563.11	\$443.34	\$454.42	\$443.34	\$454.42	\$557.00	\$570.92	\$580.72	\$595.24
51	\$588.02	\$462.95	\$474.52	\$462.95	\$474.52	\$581.64	\$596.18	\$606.40	\$621.56
52	\$615.45	\$484.54	\$496.66	\$484.54	\$496.66	\$608.77	\$623.99	\$634.69	\$650.56
53	\$643.19	\$506.39	\$519.05	\$506.39	\$519.05	\$636.21	\$652.12	\$663.31	\$679.89
54	\$673.14	\$529.97	\$543.22	\$529.97	\$543.22	\$665.84	\$682.49	\$694.20	\$711.55
55	\$703.10	\$553.55	\$567.39	\$553.55	\$567.39	\$695.47	\$712.86	\$725.08	\$743.21
56	\$735.57	\$579.12	\$593.60	\$579.12	\$593.60	\$727.59	\$745.78	\$758.57	\$777.54
57	\$768.36	\$604.94	\$620.06	\$604.94	\$620.06	\$760.03	\$779.03	\$792.39	\$812.20
58	\$803.36	\$632.49	\$648.30	\$632.49	\$648.30	\$794.64	\$814.51	\$828.48	\$849.19
59	\$820.70	\$646.14	\$662.30	\$646.14	\$662.30	\$811.80	\$832.09	\$846.37	\$867.52
60	\$855.70	\$673.70	\$690.54	\$673.70	\$690.54	\$846.42	\$867.58	\$882.46	\$904.52
61	\$885.96	\$697.53	\$714.96	\$697.53	\$714.96	\$876.35	\$898.26	\$913.67	\$936.51
62	\$905.83	\$713.16	\$730.99	\$713.16	\$730.99	\$896.00	\$918.40	\$934.16	\$957.51
63	\$930.74	\$732.77	\$751.09	\$732.77	\$751.09	\$920.64	\$943.66	\$959.84	\$983.84
64+	\$945.87	\$744.69	\$763.31	\$744.69	\$763.31	\$935.61	\$959.00	\$975.45	\$999.84

Company Name:

Market:

Product:

Effective Date of Rates:

HIOS Plan ID (On Exchange)=>	16322PA0050131	
HIOS Plan ID (Off Exchange)=>	16322PA0050131	
Plan Marketing Name =>	ualCare Silver \$4,500/\$0 - Sele	
Form # =>	672	
Rating Area =>	4	
Network =>	/Dental Advantage w/Dentema	
Metal =>	Silver	
Deductible =>	\$4500 / \$9000	
Coinsurance =>	80%	
Copays =>	\$0 / \$60	
OOP Maximum =>	\$8700 / \$17400	
Pediatric Dental (Yes/No) =>	Yes	
Age Band	Non-Tobacco	Tobacco
0 - 14	\$200.73	\$200.73
15	\$218.57	\$218.57
16	\$225.39	\$225.39
17	\$232.22	\$232.22
18	\$239.56	\$239.56
19	\$246.91	\$246.91
20	\$254.52	\$254.52
21	\$262.39	\$268.95
22	\$262.39	\$268.95
23	\$262.39	\$268.95
24	\$262.39	\$268.95
25	\$263.44	\$270.03
26	\$268.69	\$275.40
27	\$274.98	\$281.86
28	\$285.22	\$292.35
29	\$293.61	\$300.95
30	\$297.81	\$305.26
31	\$304.11	\$311.71
32	\$310.41	\$318.17
33	\$314.34	\$322.20
34	\$318.54	\$326.50
35	\$320.64	\$328.66
36	\$322.74	\$330.81
37	\$324.84	\$332.96
38	\$326.94	\$335.11
39	\$331.14	\$339.41
40	\$335.33	\$343.72
41	\$341.63	\$350.17
42	\$347.67	\$356.36
43	\$356.06	\$364.96
44	\$366.56	\$375.72
45	\$378.89	\$388.36
46	\$393.59	\$403.42
47	\$410.12	\$420.37
48	\$429.01	\$439.73
49	\$447.64	\$458.83
50	\$468.63	\$480.34
51	\$489.36	\$501.59
52	\$512.19	\$524.99
53	\$535.28	\$548.66
54	\$560.20	\$574.21
55	\$585.13	\$599.76
56	\$612.16	\$627.46
57	\$639.44	\$655.43
58	\$668.57	\$685.28
59	\$683.00	\$700.08
60	\$712.13	\$729.93
61	\$737.32	\$755.75
62	\$753.85	\$772.69
63	\$774.58	\$793.94
64+	\$787.17	\$806.85

**UPMC Health Options, Inc.**  
Individual  
Plan Design Summary

HIOS Plan ID	Plan Marketing Name	Product	Metal	On/Off Exchange	Network	Rating Area	Counties Covered
16322PA0040008	UPMC Advantage Silver \$3,500/\$40 - Premium Network	PPO	Silver	On/Off	IND PPO Premium West w/Dental Advantage w/Dentemax	1, 2, 4, 5, 6	Allegheny, Armstrong, Beaver, Bedford, Blair, Butler, Cambria, Cameron, Centre, Clarion, Elk, Erie, Fayette, Forest, Greene, Huntingdon, Indiana, Jefferson, Lawrence, Mckean, Mercer, Potter, Somerset, Venango, Warren, Washington, Westmoreland
16322PA0040010	UPMC Advantage Gold \$1,000/\$10 - Premium Network	PPO	Gold	On/Off	IND PPO Premium West w/Dental Advantage w/Dentemax	1, 2, 4, 5, 6	Allegheny, Armstrong, Beaver, Bedford, Blair, Butler, Cambria, Cameron, Centre, Clarion, Elk, Erie, Fayette, Forest, Greene, Huntingdon, Indiana, Jefferson, Lawrence, Mckean, Mercer, Potter, Somerset, Venango, Warren, Washington, Westmoreland
16322PA0040024	UPMC Advantage Bronze \$6,700/\$0 - Premium Network	PPO	Bronze	On/Off	IND PPO Premium West w/Dental Advantage w/Dentemax	1, 2, 4, 5, 6	Allegheny, Armstrong, Beaver, Bedford, Blair, Butler, Cambria, Cameron, Centre, Clarion, Elk, Erie, Fayette, Forest, Greene, Huntingdon, Indiana, Jefferson, Lawrence, Mckean, Mercer, Potter, Somerset, Venango, Warren, Washington, Westmoreland
16322PA0040025	UPMC Advantage Silver HSA \$3,100/\$0 - Premium Network	PPO	Silver	Off	IND PPO Premium West w/Dental Advantage w/Dentemax	1, 2, 4, 5, 6	Allegheny, Armstrong, Beaver, Bedford, Blair, Butler, Cambria, Cameron, Centre, Clarion, Elk, Erie, Fayette, Forest, Greene, Huntingdon, Indiana, Jefferson, Lawrence, Mckean, Mercer, Potter, Somerset, Venango, Warren, Washington, Westmoreland
16322PA0040026	UPMC Advantage Catastrophic \$8,700/\$0 - Premium Network	PPO	Catastrophic	On/Off	IND PPO Premium West w/Dental Advantage w/Dentemax	1, 2, 4, 5, 6	Allegheny, Armstrong, Beaver, Bedford, Blair, Butler, Cambria, Cameron, Centre, Clarion, Elk, Erie, Fayette, Forest, Greene, Huntingdon, Indiana, Jefferson, Lawrence, Mckean, Mercer, Potter, Somerset, Venango, Warren, Washington, Westmoreland
16322PA0040037	UPMC Advantage Silver \$3,000/\$50 - Premium Network	PPO	Silver	Off	IND PPO Premium West w/Dental Advantage w/Dentemax	1, 2, 4, 5, 6	Allegheny, Armstrong, Beaver, Bedford, Blair, Butler, Cambria, Cameron, Centre, Clarion, Elk, Erie, Fayette, Forest, Greene, Huntingdon, Indiana, Jefferson, Lawrence, Mckean, Mercer, Potter, Somerset, Venango, Warren, Washington, Westmoreland
16322PA0040039	UPMC Advantage Bronze \$6,700/\$0 - Premium Network	PPO	Bronze	On/Off	IND PPO Premium East w/Dental Advantage w/Dentemax	3, 6, 7, 9	Adams, Berks, Bradford, Carbon, Clinton, Columbia, Cumberland, Dauphin, Lackawanna, Lancaster, Lebanon, Lehigh, Luzerne, Lycoming, Northampton, Northumberland, Perry, Schuylkill, Snyder, Sullivan, Tioga, Union, Wyoming, York
16322PA0040040	UPMC Advantage Silver \$3,500/\$40 - Premium Network	PPO	Silver	On/Off	IND PPO Premium East w/Dental Advantage w/Dentemax	3, 6, 7, 9	Adams, Berks, Bradford, Carbon, Clinton, Columbia, Cumberland, Dauphin, Lackawanna, Lancaster, Lebanon, Lehigh, Luzerne, Lycoming, Northampton, Northumberland, Perry, Schuylkill, Snyder, Sullivan, Tioga, Union, Wyoming, York
16322PA0040041	UPMC Advantage Silver \$3,000/\$50 - Premium Network	PPO	Silver	Off	IND PPO Premium East w/Dental Advantage w/Dentemax	3, 6, 7, 9	Adams, Berks, Bradford, Carbon, Clinton, Columbia, Cumberland, Dauphin, Lackawanna, Lancaster, Lebanon, Lehigh, Luzerne, Lycoming, Northampton, Northumberland, Perry, Schuylkill, Snyder, Sullivan, Tioga, Union, Wyoming, York
16322PA0040042	UPMC Advantage Gold \$1,000/\$10 - Premium Network	PPO	Gold	On/Off	IND PPO Premium East w/Dental Advantage w/Dentemax	3, 6, 7, 9	Allegheny, Armstrong, Beaver, Bedford, Blair, Butler, Cambria, Cameron, Centre, Clarion, Elk, Erie, Fayette, Forest, Greene, Huntingdon, Indiana, Jefferson, Lawrence, Mckean, Mercer, Potter, Somerset, Venango, Warren, Washington, Westmoreland
16322PA0040047	UPMC Advantage Gold HSA \$3,100/\$0 - Premium Network	PPO	Gold	On/Off	IND PPO Premium West w/Dental Advantage w/Dentemax	1, 2, 4, 5, 6	Allegheny, Armstrong, Beaver, Bedford, Blair, Butler, Cambria, Cameron, Centre, Clarion, Elk, Erie, Fayette, Forest, Greene, Huntingdon, Indiana, Jefferson, Lawrence, Mckean, Mercer, Potter, Somerset, Venango, Warren, Washington, Westmoreland
16322PA0040048	UPMC Advantage Silver \$1,500/\$75 - Premium Network	PPO	Silver	On/Off	IND PPO Premium West w/Dental Advantage w/Dentemax	1, 2, 4, 5, 6	Allegheny, Armstrong, Beaver, Bedford, Blair, Butler, Cambria, Cameron, Centre, Clarion, Elk, Erie, Fayette, Forest, Greene, Huntingdon, Indiana, Jefferson, Lawrence, Mckean, Mercer, Potter, Somerset, Venango, Warren, Washington, Westmoreland
16322PA0040049	UPMC Advantage Silver \$6,800/\$0 - Premium Network	PPO	Silver	On/Off	IND PPO Premium West w/Dental Advantage w/Dentemax	1, 2, 4, 5, 6	Allegheny, Beaver, Butler, Fayette, Washington, Westmoreland
16322PA0050031	UPMC Advantage Silver \$3,500/\$40 - Select Network	EPO	Silver	On/Off	IND EPO Select w/Dental Advantage w/Dentemax PEDS PF 4	4	Allegheny, Beaver, Butler, Fayette, Washington, Westmoreland
16322PA0050033	UPMC Advantage Gold \$1,000/\$10 - Select Network	EPO	Gold	On/Off	IND EPO Select w/Dental Advantage w/Dentemax PEDS PF 4	4	Allegheny, Bedford, Blair, Clinton, Erie, Lawrence, Lycoming, Mercer, Somerset, Tioga, Venango
16322PA0050100	UPMC Advantage Bronze \$6,700/\$0 - Partner Network	EPO	Bronze	On/Off	IND EPO Partner w/Dental Advantage w/Dentemax PEDS PF 4	1, 3, 4, 5	Allegheny, Beaver, Butler, Fayette, Washington, Westmoreland
16322PA0050101	UPMC Advantage Bronze \$6,700/\$0 - Select Network	EPO	Bronze	On/Off	IND EPO Select w/Dental Advantage w/Dentemax PEDS PF 4	4	Allegheny, Bedford, Blair, Clinton, Erie, Lawrence, Lycoming, Mercer, Somerset, Tioga, Venango
16322PA0050104	UPMC Advantage Silver \$3,500/\$40 - Partner Network	EPO	Silver	On/Off	IND EPO Partner w/Dental Advantage w/Dentemax PEDS PF 4	1, 3, 4, 5	Allegheny, Bedford, Blair, Clinton, Erie, Lawrence, Lycoming, Mercer, Somerset, Tioga, Venango
16322PA0050105	UPMC Advantage Silver HSA \$3,100/\$0 - Partner Network	EPO	Silver	Off	IND EPO Partner w/Dental Advantage w/Dentemax PEDS PF 4	1, 3, 4, 5	Allegheny, Bedford, Blair, Clinton, Erie, Lawrence, Lycoming, Mercer, Somerset, Tioga, Venango
16322PA0050106	UPMC Advantage Gold \$1,000/\$10 - Partner Network	EPO	Gold	On/Off	IND EPO Partner w/Dental Advantage w/Dentemax PEDS PF 4	1, 3, 4, 5	Allegheny, Beaver, Butler, Fayette, Washington, Westmoreland
16322PA0050108	UPMC Advantage Silver HSA \$3,100/\$0 - Select Network	EPO	Silver	Off	IND EPO Select w/Dental Advantage w/Dentemax PEDS PF 4	4	Allegheny, Bedford, Blair, Clinton, Erie, Lawrence, Lycoming, Mercer, Somerset, Tioga, Venango
16322PA0050111	UPMC Advantage Catastrophic \$8,700/\$0 - Partner Network	EPO	Catastrophic	On/Off	IND EPO Partner w/Dental Advantage w/Dentemax PEDS PF 4	1, 3, 4, 5	Allegheny, Beaver, Butler, Fayette, Washington, Westmoreland
16322PA0050112	UPMC Advantage Catastrophic \$8,700/\$0 - Select Network	EPO	Catastrophic	On/Off	IND EPO Select w/Dental Advantage w/Dentemax PEDS PF 4	4	Allegheny, Beaver, Butler, Fayette, Washington, Westmoreland
16322PA0050120	UPMC Advantage Silver \$3,000/\$50 - Select Network	EPO	Silver	Off	IND EPO Select w/Dental Advantage w/Dentemax PEDS PF 4	4	Allegheny, Bedford, Blair, Clinton, Erie, Lawrence, Lycoming, Mercer, Somerset, Tioga, Venango
16322PA0050121	UPMC Advantage Silver \$3,000/\$50 - Partner Network	EPO	Silver	Off	IND EPO Partner w/Dental Advantage w/Dentemax PEDS PF 4	1, 3, 4, 5	Allegheny, Bedford, Blair, Clinton, Erie, Lawrence, Lycoming, Mercer, Somerset, Tioga, Venango
16322PA0050124	UPMC Advantage Gold HSA \$3,100/\$0 - Partner Network	EPO	Gold	On/Off	IND EPO Partner w/Dental Advantage w/Dentemax PEDS PF 4	1, 3, 4, 5	Allegheny, Beaver, Butler, Fayette, Washington, Westmoreland
16322PA0050125	UPMC Advantage Gold HSA \$3,100/\$0 - Select Network	EPO	Gold	On/Off	IND EPO Select w/Dental Advantage w/Dentemax PEDS PF 4	4	Allegheny, Bedford, Blair, Clinton, Erie, Lawrence, Lycoming, Mercer, Somerset, Tioga, Venango
16322PA0050126	UPMC Advantage Silver \$1,500/\$75 - Partner Network	EPO	Silver	On/Off	IND EPO Partner w/Dental Advantage w/Dentemax PEDS PF 4	1, 3, 4, 5	Allegheny, Bedford, Blair, Clinton, Erie, Lawrence, Lycoming, Mercer, Somerset, Tioga, Venango
16322PA0050127	UPMC Advantage Silver \$6,800/\$0 - Partner Network	EPO	Silver	On/Off	IND EPO Partner w/Dental Advantage w/Dentemax PEDS PF 4	1, 3, 4, 5	Allegheny, Erie
16322PA0050128	UPMC VirtualCare Silver \$4,500/\$0 - Partner Network	EPO	Silver	On/Off	IND EPO Partner VirtualCare w/Dental Advantage w/Dentemax	1, 4	Allegheny, Beaver, Butler, Fayette, Washington, Westmoreland
16322PA0050129	UPMC Advantage Silver \$1,500/\$75 - Select Network	EPO	Silver	On/Off	IND EPO Select w/Dental Advantage w/Dentemax PEDS PF 4	4	Allegheny, Beaver, Butler, Fayette, Washington, Westmoreland
16322PA0050130	UPMC Advantage Silver \$6,800/\$0 - Select Network	EPO	Silver	On/Off	IND EPO Select w/Dental Advantage w/Dentemax PEDS PF 4	4	Allegheny, Beaver, Butler, Fayette, Washington, Westmoreland
16322PA0050131	UPMC VirtualCare Silver \$4,500/\$0 - Select Network	EPO	Silver	On/Off	IND EPO Select w/Dental Advantage w/Dentemax PEDS PF 4	4	Allegheny, Beaver, Butler, Fayette, Washington, Westmoreland

### RATES FOR AGE 21, NON-TOBACCO USER, BY RATING AREA AND COUNTY

X:\Actuary\Actuary(Custom)\Actuarial\Commercial\2022\Rate Filings\UPMC HO IND UPMC-132801412\0300 response due 2021-07-13\2022 Indiv UPMCHHealthOptions PDSRateTable 071321

RATING AREA 2				RATING AREA 3												
775	830	111	388	14	10	227	31	36	1,681	0	0	13	0	447	0	4
Warren	Elk	Cameron	Potter	Bradford	Carbon	Clinton	Lackawanna	Luzerne	Lycoming	Monroe	Pike	Sullivan	Susquehanna	Tioga	Wayne	Wyoming
\$390.26	\$470.67	\$470.67	\$470.67													
\$338.18	\$407.86	\$407.86	\$407.86													
\$233.27	\$281.33	\$281.33	\$281.33													
\$281.34	\$339.30	\$339.30	\$339.30													
\$220.69	\$266.17	\$266.17	\$266.17													
\$292.47	\$352.73	\$352.73	\$352.73													
				\$309.07	\$309.07	\$309.07	\$309.07	\$309.07	\$309.07			\$309.07		\$309.07		\$309.07
				\$517.08	\$517.08	\$517.08	\$517.08	\$517.08	\$517.08			\$517.08		\$517.08		\$517.08
				\$387.51	\$387.51	\$387.51	\$387.51	\$387.51	\$387.51			\$387.51		\$387.51		\$387.51
				\$448.08	\$448.08	\$448.08	\$448.08	\$448.08	\$448.08			\$448.08		\$448.08		\$448.08
\$293.55	\$354.03	\$354.03	\$354.03													
\$393.94	\$475.11	\$475.11	\$475.11													
\$407.44	\$491.39	\$491.39	\$491.39													
						\$234.15			\$234.15					\$234.15		
						\$389.54			\$389.54					\$389.54		
						\$281.82			\$281.82					\$281.82		
						\$337.15			\$337.15					\$337.15		
						\$221.36			\$221.36					\$221.36		
						\$293.42			\$293.42					\$293.42		
						\$294.05			\$294.05					\$294.05		
						\$390.92			\$390.92					\$390.92		
						\$407.56			\$407.56					\$407.56		

**RATING AREA 4**

37,329	1,501	4,266	6,918	2,848	533	1,824	2,735	5,768	11,175
Allegheny	Armstrong	Beaver	Butler	Fayette	Greene	Indiana	Lawrence	Washington	Westmoreland

\$390.26	\$390.26	\$390.26	\$390.26	\$390.26	\$390.26	\$390.26	\$390.26	\$390.26	\$390.26
\$338.18	\$338.18	\$338.18	\$338.18	\$338.18	\$338.18	\$338.18	\$338.18	\$338.18	\$338.18
\$233.27	\$233.27	\$233.27	\$233.27	\$233.27	\$233.27	\$233.27	\$233.27	\$233.27	\$233.27
\$281.34	\$281.34	\$281.34	\$281.34	\$281.34	\$281.34	\$281.34	\$281.34	\$281.34	\$281.34
\$220.69	\$220.69	\$220.69	\$220.69	\$220.69	\$220.69	\$220.69	\$220.69	\$220.69	\$220.69
\$292.47	\$292.47	\$292.47	\$292.47	\$292.47	\$292.47	\$292.47	\$292.47	\$292.47	\$292.47

**RATING AREA 5**

1,579	3,155	10	2,896	814	1,305
Bedford	Blair	Clearfield	Cambria	Huntingdon	Jefferson

\$390.26	\$390.26		\$390.26	\$390.26	\$390.26
\$338.18	\$338.18		\$338.18	\$338.18	\$338.18
\$233.27	\$233.27		\$233.27	\$233.27	\$233.27
\$281.34	\$281.34		\$281.34	\$281.34	\$281.34
\$220.69	\$220.69		\$220.69	\$220.69	\$220.69
\$292.47	\$292.47		\$292.47	\$292.47	\$292.47

\$293.55	\$293.55	\$293.55	\$293.55	\$293.55	\$293.55	\$293.55	\$293.55	\$293.55	\$293.55	\$293.55		\$293.55	\$293.55	\$293.55
\$393.94	\$393.94	\$393.94	\$393.94	\$393.94	\$393.94	\$393.94	\$393.94	\$393.94	\$393.94	\$393.94		\$393.94	\$393.94	\$393.94
\$407.44	\$407.44	\$407.44	\$407.44	\$407.44	\$407.44	\$407.44	\$407.44	\$407.44	\$407.44	\$407.44		\$407.44	\$407.44	\$407.44
\$310.77		\$310.77	\$310.77	\$310.77				\$310.77	\$310.77					
\$268.97		\$268.97	\$268.97	\$268.97				\$268.97	\$268.97					
\$176.72							\$176.72			\$176.72	\$176.72			
\$186.81		\$186.81	\$186.81	\$186.81				\$186.81	\$186.81					
\$294.00							\$294.00			\$294.00	\$294.00			
\$212.70							\$212.70			\$212.70	\$212.70			
\$254.46							\$254.46			\$254.46	\$254.46			
\$224.83		\$224.83	\$224.83	\$224.83				\$224.83	\$224.83					
\$167.07							\$167.07			\$167.07	\$167.07			
\$176.60		\$176.60	\$176.60	\$176.60				\$176.60	\$176.60					
\$234.09		\$234.09	\$234.09	\$234.09				\$234.09	\$234.09					
\$221.46							\$221.46			\$221.46	\$221.46			
\$221.93							\$221.93			\$221.93	\$221.93			
\$234.59		\$234.59	\$234.59	\$234.59				\$234.59	\$234.59					
\$295.04							\$295.04			\$295.04	\$295.04			
\$307.60							\$307.60			\$307.60	\$307.60			
\$248.23														
\$311.87		\$311.87	\$311.87	\$311.87				\$311.87	\$311.87					
\$325.15		\$325.15	\$325.15	\$325.15				\$325.15	\$325.15					
\$262.39		\$262.39	\$262.39	\$262.39				\$262.39	\$262.39					

RATING AREA 6											RATING AREA 7				RATING AREA 8
1,902	835	24	127	0	0	85	54	57	25	30	188	1,881	446	1,014	0
Somerset	Centre	Columbia	Lehigh	Mifflin	Montour	Northampton	Northumberland	Schuylkill	Snyder	Union	Adams	Berks	Lancaster	York	Bucks
\$390.26	\$578.18														
\$338.18	\$501.02														
\$233.27	\$345.59														
\$281.34	\$416.80														
\$220.69	\$326.96														
\$292.47	\$433.30														
		\$345.59	\$345.59			\$345.59	\$345.59	\$345.59	\$345.59	\$345.59	\$351.27	\$351.27	\$351.27	\$351.27	
		\$578.18	\$578.18			\$578.18	\$578.18	\$578.18	\$578.18	\$578.18	\$587.69	\$587.69	\$587.69	\$587.69	
		\$433.30	\$433.30			\$433.30	\$433.30	\$433.30	\$433.30	\$433.30	\$440.43	\$440.43	\$440.43	\$440.43	
		\$501.02	\$501.02			\$501.02	\$501.02	\$501.02	\$501.02	\$501.02	\$509.26	\$509.26	\$509.26	\$509.26	
\$293.55	\$434.90														
\$393.94	\$583.63														
\$407.44	\$603.63														
\$176.72															
\$294.00															
\$212.70															
\$254.46															
\$167.07															
\$221.46															
\$221.93															
\$295.04															
\$307.60															



EA 8

0	0	0	0
Chester	Delaware	Montgomery	Philadelphia

RATING AREA 9

1,167	931	0	0	0	219	192
Cumberland	Dauphin	Franklin	Fulton	Juniata	Lebanon	Perry

\$307.58	\$307.58	\$307.58	307.58
\$514.59	\$514.59	\$514.59	514.59
\$385.65	\$385.65	\$385.65	385.65
\$445.92	\$445.92	\$445.92	445.92

	A	B	C	D	E	F	G	H	I	J	K	L	M	N	O	P	Q	R	S	T		
1	Unified Rate Review v5.3																			To add a product to Worksheet 2 - Plan Product Info, select the Add Product button or Ctrl + Shift + P.		
2																						
3	Company Legal Name:		UPMC HEALTH OPTIONS INC.														State:		PA		To add a plan to Worksheet 2 - Plan Product Info, select the Add Plan button or Ctrl + Shift + L.	
4	HIOS Issuer ID:		16322														Market:		Individual		To validate, select the Validate button or Ctrl + Shift + I.	
5	Effective Date of Rate Change(s):		1/1/2022																		To finalize, select the Finalize button or Ctrl + Shift + F.	
6																						
7																						
8	Market Level Calculations (Same for all Plans)																					
9																						
10																						
11	Section I: Experience Period Data																					
12	Experience Period:		1/1/2020				to		12/31/2020													
13			Total						PMPM													
14	Allowed Claims						\$714,657,605.76								\$496.27							
15	Reinsurance						\$0.00								\$0.00							
16	Incurred Claims in Experience Period						\$589,552,908.32								\$409.40							
17	Risk Adjustment						-\$27,483,388.23								-\$19.08							
18	Experience Period Premium						\$779,278,097.40								\$541.14							
19	Experience Period Member Months						1,440,057															
20																						
21	Section II: Projections																					
22																						
23	Benefit Category		Experience Period Index Rate PMPM		Year 1 Trend				Year 2 Trend				Trended EHB Allowed Claims PMPM									
24	Inpatient Hospital		\$100.48		1.093		1.007		1.093		1.007		\$121.72									
25	Outpatient Hospital		\$128.97		1.046		1.009		1.046		1.009		\$143.66									
26	Professional		\$85.83		1.017		0.995		1.017		0.995		\$87.89									
27	Other Medical		\$67.62		1.087		0.966		1.087		0.966		\$74.56									
28	Capitation		\$0.00		1.000		1.000		1.000		1.000		\$0.00									
29	Prescription Drug		\$112.38		1.123		0.962		1.123		0.962		\$131.16									
30	Total		\$495.28										\$558.99									
31																						
32	Morbidity Adjustment						0.999															
33	Demographic Shift						1.000															
34	Plan Design Changes						1.000															
35	Other						1.068															
36	Adjusted Trended EHB Allowed Claims PMPM for		1/1/2022				\$596.40															
37																						
38	Manual EHB Allowed Claims PMPM						\$597.02															
39	Applied Credibility %						100.00%															
40																						
41	Projected Period Totals																					
42	Projected Index Rate for		1/1/2022				\$596.40				\$789,752,880.00											
43	Reinsurance						\$25.17				\$33,330,114.00											
44	Risk Adjustment Payment/Charge						-\$24.81				-\$32,853,402.00											
45	Exchange User Fees						2.72%				\$22,068,577.07											
46	Market Adjusted Index Rate						\$612.71				\$811,344,745.07											
47																						
48	Projected Member Months						1,324,200															
49																						
50	Information Not Releasable to the Public Unless Authorized by Law: This information has not been publically disclosed and may be privileged and confidential. It is for internal government use only and must not be disseminated, distributed, or copied to persons not authorized to receive the information. Unauthorized disclosure may result in prosecution																					
51	to the full extent of the law.																					

**Product-Plan Data Collection**

Company Legal Name: UPMC HEALTH OPTIONS INC.  
HIOS Issuer ID: 16322  
Effective Date of Rate Change(s): 1/1/2022

State: PA  
Market: Individual

To add a product to Worksheet 2 - Plan Product Info, select  
To add a plan to Worksheet 2 - Plan Product Info, select the  
To validate, select the Validate button or Ctrl + Shift + I.  
To finalize, select the Finalize button or Ctrl + Shift + F.  
To remove a product, navigate to the corresponding Product  
To remove a plan, navigate to the corresponding Plan Name

**Product/Plan Level Calculations**

**Field # Section I: General Product and Plan Information**

Field #	Section I: General Product and Plan Information	Individual PPO													
1.1	Product Name	16322PA004													
1.2	Product ID	16322PA0040004													
1.3	Plan Name	Silver \$0/\$85	Silver \$2,000/\$80	Silver \$3,500/\$40	Gold \$1,000/\$10	Bronze \$6,700/\$0	Silver HSA	Catastrophic	Silver \$3,000/\$50	Bronze \$6,700/\$0	Silver \$3,500/\$40	Silver \$3,000/\$50	Gold \$1,000/\$10	Advantage Bronze	Advantage Silver
1.4	Plan ID (Standard Component ID)	16322PA0040006	16322PA0040007	16322PA0040008	16322PA0040010	16322PA0040024	16322PA0040025	16322PA0040026	16322PA0040037	16322PA0040039	16322PA0040040	16322PA0040041	16322PA0040042	16322PA0040043	16322PA0040044
1.5	Metal	Silver	Silver	Silver	Gold	Bronze	Silver	Catastrophic	Silver	Bronze	Silver	Silver	Gold	Bronze	Silver
1.6	AV Metal Value	0.683	0.705	0.719	0.812	0.617	0.714	0.611	0.720	0.617	0.719	0.720	0.812	0.620	0.714
1.7	Plan Category	Terminated	Terminated	Renewing	Renewing	Renewing	Renewing	Renewing	Renewing	Renewing	Renewing	Renewing	Renewing	Terminated	Terminated
1.8	Plan Type	PPO	PPO	PPO	PPO	PPO	PPO	PPO	PPO	PPO	PPO	PPO	PPO	PPO	PPO
1.9	Exchange Plan?	No	No	No	Yes	Yes	No	Yes	No	Yes	Yes	No	Yes	No	No
1.10	Effective Date of Proposed Rates	1/1/2022	1/1/2022	1/1/2022	1/1/2022	1/1/2022	1/1/2022	1/1/2022	1/1/2022	1/1/2022	1/1/2022	1/1/2022	1/1/2022	1/1/2022	1/1/2022
1.11	Cumulative Rate Change % (over 12 mos prior)	0.00%	0.00%	3.79%	-0.79%	1.81%	0.60%	1.41%	1.02%	6.52%	8.69%	5.55%	3.85%	0.00%	0.00%
1.12	Product Rate Increase %														
1.13	Submission Level Rate Increase %										1.53%				

**Worksheet 1 Totals**

**Section II: Experience Period and Current Plan Level Information**

Field #	Section II: Experience Period and Current Plan Level Information	Total	16322PA0040006	16322PA0040007	16322PA0040008	16322PA0040010	16322PA0040024	16322PA0040025	16322PA0040026	16322PA0040037	16322PA0040039	16322PA0040040	16322PA0040041	16322PA0040042	16322PA0040043	16322PA0040044
2.1	Plan ID (Standard Component ID)															
2.2	Allowed Claims	\$714,866,981	\$23,736,608	\$32,929,334	\$38,475,798	\$118,764,793	\$20,115,399	\$6,131,509	\$55,209	\$26,419,591	\$14,409,728	\$25,392,392	\$2,068,041	\$15,022,640	\$5,145,377	\$5,388,632
2.3	Reinsurance	\$0	\$0	\$0	\$0	\$0	\$0	\$0	\$0	\$0	\$0	\$0	\$0	\$0	\$0	\$0
2.4	Member Cost Sharing	\$125,104,525	\$2,084,588	\$4,439,583	\$4,485,047	\$16,299,728	\$6,641,129	\$1,030,352	\$47,941	\$7,081,254	\$4,359,627	\$2,657,531	\$651,464	\$2,045,666	\$1,489,839	\$460,456
2.5	Cost Sharing Reduction	\$0	\$0	\$0	\$0	\$0	\$0	\$0	\$0	\$0	\$0	\$0	\$0	\$0	\$0	\$0
2.6	Incurred Claims	\$589,762,456	\$21,652,020	\$28,489,751	\$33,990,751	\$102,465,065	\$13,474,270	\$5,101,158	\$7,269	\$19,338,337	\$10,050,100	\$22,734,861	\$1,416,578	\$12,976,973	\$3,655,538	\$4,928,176
2.7	Risk Adjustment Transfer Amount	-\$27,483,388	-\$621,825	-\$958,541	-\$1,075,818	-\$2,492,874	-\$1,103,872	-\$157,317	-\$14,256	-\$11,119,980	-\$755,324	-\$692,172	-\$94,356	-\$301,103	-\$207,262	-\$104,395
2.8	Premium	\$779,278,097	\$22,114,031	\$36,429,172	\$40,878,785	\$88,841,697	\$29,027,086	\$4,139,407	\$189,749	\$31,993,424	\$22,557,627	\$30,289,640	\$2,995,899	\$13,172,924	\$6,912,924	\$4,705,093
2.9	Experience Period Member Months	1,440,057	32,582	50,225	56,370	130,620	57,840	8,243	747	58,684	39,577	36,268	4,944	15,777	10,860	5,470
2.10	Current Enrollment	110,090	2,323	2,329	2,832	12,247	4,359	594	52	3,980	2,101	841	264	1,237	1,154	335
2.11	Current Premium PMPM	\$534.05	\$751.55	\$792.99	\$803.14	\$672.01	\$462.82	\$501.80	\$238.40	\$553.77	\$576.88	\$958.58	\$639.54	\$902.42	\$661.64	\$1,053.94
2.12	Loss Ratio	78.45%	100.74%	80.32%	85.40%	118.66%	48.25%	128.10%	4.14%	62.64%	46.10%	88.2%	76.81%	100.82%	54.47%	107.12%
<b>Per Member Per Month</b>																
2.13	Allowed Claims	\$496.42	\$728.52	\$655.64	\$682.56	\$909.24	\$347.78	\$743.84	\$73.91	\$450.20	\$364.09	\$700.13	\$418.29	\$952.19	\$473.79	\$985.12
2.14	Reinsurance	\$0.00	\$0.00	\$0.00	\$0.00	\$0.00	\$0.00	\$0.00	\$0.00	\$0.00	\$0.00	\$0.00	\$0.00	\$0.00	\$0.00	\$0.00
2.15	Member Cost Sharing	\$86.87	\$63.98	\$88.39	\$79.56	\$124.79	\$114.82	\$125.00	\$64.18	\$120.67	\$110.16	\$73.27	\$131.77	\$129.66	\$137.19	\$84.18
2.16	Cost Sharing Reduction	\$0.00	\$0.00	\$0.00	\$0.00	\$0.00	\$0.00	\$0.00	\$0.00	\$0.00	\$0.00	\$0.00	\$0.00	\$0.00	\$0.00	\$0.00
2.17	Incurred Claims	\$409.54	\$664.54	\$567.24	\$602.99	\$784.45	\$232.96	\$618.85	\$9.73	\$329.53	\$253.94	\$626.86	\$286.52	\$822.52	\$336.61	\$900.95
2.18	Risk Adjustment Transfer Amount	-\$19.08	-\$19.08	-\$19.08	-\$19.08	-\$19.08	-\$19.08	-\$19.08	-\$19.08	-\$19.08	-\$19.08	-\$19.08	-\$19.08	-\$19.08	-\$19.08	-\$19.08
2.19	Premium	\$541.14	\$678.72	\$725.32	\$725.19	\$680.15	\$501.85	\$502.17	\$254.01	\$545.18	\$569.97	\$835.16	\$605.97	\$834.94	\$637.01	\$860.16

**Section III: Plan Adjustment Factors**

3.1	Plan ID (Standard Component ID)														
3.2	Market Adjusted Index Rate														
3.3	AV and Cost Sharing Design of Plan	0.9597	0.9597	0.9507	0.8239	0.5683	0.6854	0.5376	0.7125	0.5683	0.9507	0.7125	0.8239	0.5683	0.9507
3.4	Provider Network Adjustment	1.1575	1.1575	1.1575	1.1575	1.1575	1.1575	1.1575	1.1575	1.1575	1.1575	1.1575	1.1575	1.1575	1.1575
3.5	Benefits in Addition to EHB	1.0017	1.0017	1.0017	1.0017	1.0017	1.0017	1.0017	1.0017	1.0017	1.0017	1.0017	1.0017	1.0017	1.0017
Administrative Costs															
3.6	Administrative Expense	11.95%	11.95%	11.95%	11.95%	11.95%	11.95%	11.95%	11.95%	11.95%	11.95%	11.95%	11.95%	11.95%	11.95%
3.7	Taxes and Fees	0.09%	0.09%	0.09%	0.09%	0.09%	0.09%	0.09%	0.09%	0.09%	0.09%	0.09%	0.09%	0.09%	0.09%
3.8	Profit & Risk Load	0.00%	0.00%	0.00%	0.00%	0.00%	0.00%	0.00%	0.00%	0.00%	0.00%	0.00%	0.00%	0.00%	0.00%
3.9	Catastrophic Adjustment	1.0000	1.0000	1.0000	1.0000	1.0000	1.0000	1.0000	1.0000	1.0000	1.0000	1.0000	1.0000	1.0000	1.0000
3.10	Plan Adjusted Index Rate	\$775.11	\$775.11	\$767.84	\$665.43	\$458.99	\$553.57	\$434.19	\$575.45	\$458.99	\$767.84	\$575.45	\$665.43	\$458.99	\$767.84
3.11	Age Calibration Factor	0.5276													
3.12	Geographic Calibration Factor	0.9991													
3.13	Tobacco Calibration Factor	0.9982													
3.14	Calibrated Plan Adjusted Index Rate	\$407.84	\$407.84	\$404.02	\$350.13	\$241.51	\$291.27	\$228.46	\$302.79	\$241.51	\$404.02	\$302.79	\$350.13	\$241.51	\$404.02

**Section IV: Projected Plan Level Information**

4.1	Plan ID (Standard Component ID)	Total	16322PA0040006	16322PA0040007	16322PA0040008	16322PA0040010	16322PA0040024	16322PA0040025	16322PA0040026	16322PA0040037	16322PA0040039	16322PA0040040	16322PA0040041	16322PA0040042	16322PA0040043	16322PA0040044
4.2	Allowed Claims	\$792,177,196	\$0	\$0	\$25,082,053	\$103,169,149	\$33,821,611	\$4,758,948	\$401,238	\$32,178,803	\$25,255,642	\$10,415,429	\$2,934,901	\$15,230,654	\$0	\$0
4.3	Reinsurance	\$25,645,406	\$0	\$0	\$658,158	\$2,846,210	\$1,013,034	\$138,046	\$12,085	\$924,954	\$756,646	\$273,303	\$84,361	\$420,180	\$0	\$0
4.4	Member Cost Sharing	\$215,324,964	\$0	\$0	\$6,748,549	\$19,351,602	\$13,244,005	\$1,376,978	\$168,990	\$8,621,718	\$9,889,708	\$2,802,363	\$786,353	\$2,856,838	\$0	\$0
4.5	Cost Sharing Reduction	\$0	\$0	\$0	\$0	\$0	\$0	\$0	\$0	\$0	\$0	\$0	\$0	\$0	\$0	\$0
4.6	Incurred Claims	\$551,206,826	\$0	\$0	\$17,675,346	\$80,971,337	\$19,564,572	\$3,243,924	\$220,163	\$22,632,131	\$14,609,471	\$7,339,762	\$2,064,187	\$11,953,636	\$0	\$0
4.7	Risk Adjustment Transfer Amount	-\$25,278,705	\$0	\$0	-\$648,748	-\$2,805,512	-\$998,549	-\$136,072	-\$11,912	-\$911,729	-\$745,647	-\$269,395	-\$83,155	-\$414,172	\$0	\$0
4.8	Premium	\$715,860,220	\$0	\$0	\$26,094,630	\$97,786,922	\$24,007,154	\$3,945,623	\$270,955	\$27,483,205	\$17,926,884	\$10,835,906	\$2,506,634	\$14,436,087	\$0	\$0
4.9	Projected Member Months	1,324,200	0	0	33,984	146,964	52,308	7,128	624	47,760	39,060	14,112	4,356	21,696	0	0
4.10	Loss Ratio	79.82%	#DIV/0!	#DIV/0!	69.46%	85.25%	85.03%	85.15%	84.99%	85.17%	85.03%	69.46%	85.17%	85.25%	#DIV/0!	#DIV/0!
Per Member Per Month																
4.11	Allowed Claims	\$598.23	#DIV/0!	#DIV/0!	\$738.05	\$702.00	\$646.59	\$667.64	\$643.01	\$673.76	\$646.59	\$738.05	\$673.76	\$702.00	#DIV/0!	#DIV/0!
4.12	Reinsurance	\$19.37	#DIV/0!	#DIV/0!	\$19.37	\$19.37	\$19.37	\$19.37	\$19.37	\$19.37	\$19.37	\$19.37	\$19.37	\$19.37	#DIV/0!	#DIV/0!
4.13	Member Cost Sharing	\$162.61	#DIV/0!	#DIV/0!	\$198.58	\$131.68	\$253.19	\$193.18	\$270.82	\$180.52	\$198.58	\$180.52	\$131.68	\$198.58	#DIV/0!	#DIV/0!
4.14	Cost Sharing Reduction	\$0.00	#DIV/0!	#DIV/0!	\$0.00	\$0.00	\$0.00	\$0.00	\$0.00	\$0.00	\$0.00	\$0.00	\$0.00	\$0.00	#DIV/0!	#DIV/0!
4.15	Incurred Claims	\$416.26	#DIV/0!	#DIV/0!	\$520.11	\$550.96	\$374.03	\$455.10	\$352.83	\$473.87	\$374.03	\$520.11	\$473.87	\$550.96	#DIV/0!	#DIV/0!
4.16	Risk Adjustment Transfer Amount	-\$19.09	#DIV/0!	#DIV/0!	-\$19.09	-\$19.09	-\$19.09	-\$19.09	-\$19.09	-\$19.09	-\$19.09	-\$19.09	-\$19.09	-\$19.09	#DIV/0!	#DIV/0!
4.17	Premium	\$540.60	#DIV/0!	#DIV/0!	\$767.85	\$665.38	\$458.96	\$553.54	\$434.22	\$575.44	\$458.96	\$767.85	\$575.44	\$665.38	#DIV/0!	#DIV/0!

· Add Plan button or Ctrl + Shift + L.

**Figure 6**

	1.16%
--	-------

\$302.79	\$350.13	\$303.89	\$407.84	\$421.82	\$322.89	\$322.89	\$321.74	\$278.46	\$182.97	\$193.41	\$305.47	\$305.47	\$304.38	\$220.20	\$263.43	\$232.76	\$172.96	\$182.82
----------	----------	----------	----------	----------	----------	----------	----------	----------	----------	----------	----------	----------	----------	----------	----------	----------	----------	----------

#DIV/0!	#DIV/0!	\$577.57	\$775.10	\$801.65	#DIV/0!	#DIV/0!	\$611.46	\$529.21	\$347.71	\$367.55	#DIV/0!	#DIV/0!	\$578.46	\$418.49	\$500.65	\$442.37	\$328.71	\$347.46
---------	---------	----------	----------	----------	---------	---------	----------	----------	----------	----------	---------	---------	----------	----------	----------	----------	----------	----------

ual EPO													
PA005													
Silver \$3,000/\$50	Silver \$3,000/\$50	Gold HSA	Gold HSA	Silver \$1,500/\$75	Silver \$6,800/\$0	Silver \$4,500/\$0	Silver \$1,500/\$75	Silver \$6,800/\$0	Silver \$4,500/\$0	Advantage Silver	Advantage Gold	Advantage Bronze	Advantage Silver
16322PA0050120	16322PA0050121	16322PA0050124	16322PA0050125	16322PA0050126	16322PA0050127	16322PA0050128	16322PA0050129	16322PA0050130	16322PA0050131	16322PA0050117	16322PA0050118	16322PA0050119	16322PA0050123
Silver	Silver	Gold	Gold	Silver	Silver	Silver	Silver	Silver	Silver	Silver	Gold	Bronze	Silver
0.720	0.720	0.765	0.765	0.715	0.719	0.661	0.715	0.719	0.661	0.715	0.820	0.620	0.716
Renewing	Renewing	Renewing	Renewing	New	New	New	New	New	New	Terminated	Terminated	Terminated	Terminated
EPO	EPO	EPO	EPO	EPO	EPO	EPO	EPO	EPO	EPO	EPO	EPO	EPO	EPO
No	No	Yes	Yes	Yes	Yes	Yes	Yes	Yes	Yes	No	No	No	No
1/1/2022	1/1/2022	1/1/2022	1/1/2022	1/1/2022	1/1/2022	1/1/2022	1/1/2022	1/1/2022	1/1/2022	1/1/2022	1/1/2022	1/1/2022	1/1/2022
1.54%	1.54%	0.63%	0.63%	0.00%	0.00%	0.00%	0.00%	0.00%	0.00%	0.00%	0.00%	0.00%	0.00%

1%

16322PA0050120	16322PA0050121	16322PA0050124	16322PA0050125	16322PA0050126	16322PA0050127	16322PA0050128	16322PA0050129	16322PA0050130	16322PA0050131	16322PA0050117	16322PA0050118	16322PA0050119	16322PA0050123
\$22,101,483	\$21,005,999	\$0	\$0	\$0	\$0	\$0	\$0	\$0	\$0	\$10,452,849	\$5,227,599	\$4,675,372	\$872,893
\$0	\$0	\$0	\$0	\$0	\$0	\$0	\$0	\$0	\$0	\$0	\$0	\$0	\$0
\$6,233,520	\$6,449,670	\$0	\$0	\$0	\$0	\$0	\$0	\$0	\$0	\$655,569	\$634,195	\$1,199,162	\$192,208
\$0	\$0	\$0	\$0	\$0	\$0	\$0	\$0	\$0	\$0	\$0	\$0	\$0	\$0
\$15,867,962	\$14,556,330	\$0	\$0	\$0	\$0	\$0	\$0	\$0	\$0	\$9,797,280	\$4,593,404	\$3,476,209	\$680,685
-\$1,339,113	-\$1,582,580	\$0	\$0	\$0	\$0	\$0	\$0	\$0	\$0	-\$203,006	-\$117,201	-\$179,169	-\$27,501
\$29,158,973	\$31,738,636	\$0	\$0	\$0	\$0	\$0	\$0	\$0	\$0	\$8,906,003	\$5,628,076	\$5,605,028	\$1,040,596
70,166	82,923	0	0	0	0	0	0	0	0	10,637	6,141	9,388	1,441
5,255	6,178	402	297	0	0	0	0	0	0	0	0	0	0
\$420.25	\$388.29	\$381.01	\$375.84	\$0.00	\$0.00	\$0.00	\$0.00	\$0.00	\$0.00	\$0.00	\$0.00	\$0.00	\$0.00
57.04%	48.27%	#DIV/0!	#DIV/0!	#DIV/0!	#DIV/0!	#DIV/0!	#DIV/0!	#DIV/0!	#DIV/0!	112.57%	83.35%	64.07%	67.19%

\$314.99	\$253.32	#DIV/0!	#DIV/0!	#DIV/0!	#DIV/0!	#DIV/0!	#DIV/0!	#DIV/0!	#DIV/0!	\$982.69	\$851.26	\$498.02	\$605.75
\$0.00	\$0.00	#DIV/0!	#DIV/0!	#DIV/0!	#DIV/0!	#DIV/0!	#DIV/0!	#DIV/0!	#DIV/0!	\$0.00	\$0.00	\$0.00	\$0.00
\$88.84	\$77.78	#DIV/0!	#DIV/0!	#DIV/0!	#DIV/0!	#DIV/0!	#DIV/0!	#DIV/0!	#DIV/0!	\$61.63	\$103.27	\$127.73	\$133.39
\$0.00	\$0.00	#DIV/0!	#DIV/0!	#DIV/0!	#DIV/0!	#DIV/0!	#DIV/0!	#DIV/0!	#DIV/0!	\$0.00	\$0.00	\$0.00	\$0.00
\$226.15	\$175.54	#DIV/0!	#DIV/0!	#DIV/0!	#DIV/0!	#DIV/0!	#DIV/0!	#DIV/0!	#DIV/0!	\$921.06	\$747.99	\$370.28	\$472.37
-\$19.08	-\$19.08	#DIV/0!	#DIV/0!	#DIV/0!	#DIV/0!	#DIV/0!	#DIV/0!	#DIV/0!	#DIV/0!	-\$19.08	-\$19.08	-\$19.08	-\$19.08
\$415.57	\$382.75	#DIV/0!	#DIV/0!	#DIV/0!	#DIV/0!	#DIV/0!	#DIV/0!	#DIV/0!	#DIV/0!	\$837.27	\$916.48	\$597.04	\$722.13

16322PA0050120	16322PA0050121	16322PA0050124	16322PA0050125	16322PA0050126	16322PA0050127	16322PA0050128	16322PA0050129	16322PA0050130	16322PA0050131	16322PA0050117	16322PA0050118	16322PA0050119	16322PA0050123
0.6916	0.6916	0.6930	0.6930	0.9214	0.9606	0.7752	0.9214	0.9606	0.7752	0.0000	0.0000	0.0000	0.0000
0.9545	0.9030	0.9030	0.9545	0.9030	0.9030	0.9545	0.9545	0.9545	0.9545	0.0000	0.0000	0.0000	0.0000
1.0017	1.0017	1.0017	1.0017	1.0017	1.0017	1.0017	1.0017	1.0017	1.0017	0.0000	0.0000	0.0000	0.0000
11.95%	11.95%	11.95%	11.95%	11.95%	11.95%	11.95%	11.95%	11.95%	11.95%	0.00%	0.00%	0.00%	0.00%
0.09%	0.09%	0.09%	0.09%	0.09%	0.09%	0.09%	0.09%	0.09%	0.09%	0.00%	0.00%	0.00%	0.00%
0.00%	0.00%	0.00%	0.00%	0.00%	0.00%	0.00%	0.00%	0.00%	0.00%	0.00%	0.00%	0.00%	0.00%
1.0000	1.0000	1.0000	1.0000	1.0000	1.0000	1.0000	1.0000	1.0000	1.0000	0.0000	0.0000	0.0000	0.0000
\$460.61	\$435.76	\$436.64	\$461.54	\$580.55	\$605.25	\$488.43	\$613.66	\$639.77	\$516.29	\$0.00	\$0.00	\$0.00	\$0.00

\$242.36	\$229.29	\$229.75	\$242.85	\$305.47	\$318.47	\$257.00	\$322.89	\$336.63	\$271.66	\$0.00	\$0.00	\$0.00	\$0.00
----------	----------	----------	----------	----------	----------	----------	----------	----------	----------	--------	--------	--------	--------

16322PA0050120	16322PA0050121	16322PA0050124	16322PA0050125	16322PA0050126	16322PA0050127	16322PA0050128	16322PA0050129	16322PA0050130	16322PA0050131	16322PA0050117	16322PA0050118	16322PA0050119	16322PA0050123
\$34,788,130	\$38,691,180	\$2,518,852	\$1,967,104	\$54,363,522	\$360,689	\$335,459	\$36,012,043	\$381,265	\$354,596	\$0	\$0	\$0	\$0
\$1,221,265	\$1,435,771	\$93,425	\$69,023	\$1,850,141	\$12,085	\$12,085	\$1,159,447	\$12,085	\$12,085	\$0	\$0	\$0	\$0
\$9,893,263	\$11,003,236	\$713,370	\$557,108	\$15,400,819	\$95,360	\$121,344	\$10,201,968	\$100,800	\$128,267	\$0	\$0	\$0	\$0
\$0	\$0	\$0	\$0	\$0	\$0	\$0	\$0	\$0	\$0	\$0	\$0	\$0	\$0
\$23,673,602	\$26,252,173	\$1,712,057	\$1,340,973	\$37,112,562	\$253,244	\$202,030	\$24,650,628	\$268,380	\$214,245	\$0	\$0	\$0	\$0
-\$1,203,802	-\$1,415,241	-\$92,089	-\$68,036	-\$1,823,686	-\$11,912	-\$11,912	-\$1,142,868	-\$11,912	-\$11,912	\$0	\$0	\$0	\$0
\$29,043,947	\$32,302,530	\$2,106,391	\$1,644,992	\$55,456,792	\$377,650	\$304,756	\$36,736,258	\$399,194	\$322,142	\$0	\$0	\$0	\$0
63.060	74.136	4.824	3.564	95.532	624	624	95,868	624	624	0	0	0	0
85.03%	84.99%	85.00%	85.04%	69.20%	69.24%	68.99%	69.26%	69.30%	69.06%	#DIV/0!	#DIV/0!	#DIV/0!	#DIV/0!

\$551.67	\$521.89	\$522.15	\$551.94	\$569.06	\$578.03	\$537.60	\$601.52	\$611.00	\$568.26	#DIV/0!	#DIV/0!	#DIV/0!	#DIV/0!
\$19.37	\$19.37	\$19.37	\$19.37	\$19.37	\$19.37	\$19.37	\$19.37	\$19.37	\$19.37	#DIV/0!	#DIV/0!	#DIV/0!	#DIV/0!
\$156.89	\$148.42	\$147.88	\$156.32	\$161.21	\$152.82	\$194.46	\$170.41	\$161.54	\$205.56	#DIV/0!	#DIV/0!	#DIV/0!	#DIV/0!
\$0.00	\$0.00	\$0.00	\$0.00	\$0.00	\$0.00	\$0.00	\$0.00	\$0.00	\$0.00	#DIV/0!	#DIV/0!	#DIV/0!	#DIV/0!
\$375.41	\$354.11	\$354.90	\$376.26	\$388.48	\$405.84	\$323.77	\$411.75	\$430.10	\$343.34	#DIV/0!	#DIV/0!	#DIV/0!	#DIV/0!
-\$19.09	-\$19.09	-\$19.09	-\$19.09	-\$19.09	-\$19.09	-\$19.09	-\$19.09	-\$19.09	-\$19.09	#DIV/0!	#DIV/0!	#DIV/0!	#DIV/0!
\$460.58	\$435.72	\$436.65	\$461.56	\$580.50	\$605.21	\$488.39	\$613.62	\$639.73	\$516.25	#DIV/0!	#DIV/0!	#DIV/0!	#DIV/0!

## Rating Area Data Collection

*Specify the total number of Rating Areas in your State by selecting the Create Rating Areas button or Ctrl + Shift + R.*

*Select only the Rating Areas you are offering plans within and add a factor for each area.*

*To validate, select the Validate button or Ctrl + Shift + I.*

*To finalize, select the Finalize button or Ctrl + Shift + F.*

Rating Area	Rating Factor
Rating Area 1	0.9660
Rating Area 2	1.1650
Rating Area 3	1.2799
Rating Area 4	0.9660
Rating Area 5	0.9660
Rating Area 6	1.4311
Rating Area 7	1.4546
Rating Area 9	1.2737

## RFJ Part II – Consumer Friendly Justification

### Individual Exchange EPO/PPO Rate Filing

The rate change for UPMC Health Options Individual plans is 0.39% for 2022.

#### Scope and Range of the Rate Increase

The number of individuals affected by this rate increase is 110,090. The proposed rate increase varies by plan due to various changes made to meet AV requirements on a plan-by-plan basis. The range of the proposed rate change is -2.26% to 6.21%.

#### Financial Experience of the Product

Premiums	\$	779,278,097
Claims	\$	644,418,582
Administrative expenses	\$	78,291,707
Taxes & fees	\$	16,351,463
<b>Company made (after taxes)</b>	<b>\$</b>	<b>40,216,345</b>

#### Changes in Medical Service Costs

Cost and utilization increases are expected to increase by approximately 6.30% for 2022.

#### Changes in Benefits

No changes in benefits contributed significantly to the increase.

#### Administrative Costs and Anticipated Profits

No major changes in administrative costs are anticipated. A profit margin of 0% is anticipated for 2022.

## RFJ Part III: Actuarial Memorandum

### General Information

The purpose of this actuarial memorandum is to provide certain information related to a rate submission for the company identified below. The relevant index rate is developed in accordance with federal regulations, and plan specific premiums are generated using the allowable modifiers in accordance with the single risk pool rule.

The following section provides information related to the identification of the company that is submitting this rate filing. Much of this information is also displayed in Table 0 of the PA Actuarial Memorandum Exhibits.

#### Company Identifying Information:

Company Legal Name: UPMC Health Options, Inc.

NAIC #: 15345

State: PA

HIOS Issuer ID: 16322

Market: Individual

Exchange: On and Off Exchange

Products: PPO, EPO

Effective Date: 1/1/2022

#### Company Contact Information:

[REDACTED]  
[REDACTED]  
[REDACTED]

#### Filing Information:

Rate Filing SERFF Tracking #: UPMC-132801412

Form Filing SERFF Tracking #: UPMC-132820831, UPMC-132820830, UPMC-132820765, UPMC-132820764

Binder SERFF Tracking #: UPMC-PA22-125107551

#### Rate History:

Historical and proposed rate changes vary by plan due to various changes made to meet AV requirements on a plan-by-plan basis. The values listed below and overall proposed rate change for 2022 are weighted averages of the increase for each plan based on projected enrollment. Please see Table 10 of the PA Actuarial Memorandum Exhibits for a breakdown of plan-by-plan rate increases.

SERFF Tracking #	Year	Rate Change
UPMC-129389350	2014	0.0%
UPMC-129640677	2015	0.0%
UPMC-130071357	2016	9.7%
UPMC-130536844	2017	26.5%



UPMC-131034732	2018	41.2%
UPMC-131495924	2019	2.0%
UPMC-131924266	2020	3.2%
UPMC-132364637	2021	1.3%

## **Proposed Rate Increase(s)**

### Reasons for Rate Increase(s):

The proposed rate increase calculated for PPO products in section I, worksheet 2 of the URRT is 1.5%

The proposed rate increase calculated for EPO products in section I, worksheet 2 of the URRT is 0.9%

The major reasons for the increase include the following:

- Increasing cost and utilization trends

## **Market Experience**

### **Single Risk Pool**

The single risk pool consists of members that are anticipated to enroll in ACA-compliant policies offered under the captioned market.

### **Experience Period Premium and Claims**

#### Paid Through Date:

The reported claims during the experience period have a paid through date of February 2021.

#### Current Date:

Current enrollment and premium data is reported as of February 15, 2021.

#### Premiums (net of MLR Rebate) in Experience Period:

Section I, worksheet 1 of the URRT contains calendar year 2020 premium for all non-grandfathered policies in the single risk pool for the captioned company and market. No adjustments were made for MLR rebates as we do not anticipate owing them. HHS cost-sharing is not included in the premium data. Please note that the earned premium is also listed in Table 2 of the PA Actuarial Memorandum Exhibits.

#### Allowed and Incurred Claims Incurred During the Experience Period:

Section I, worksheet 1 of the URRT contains calendar year 2020 claims experience for all non-grandfathered policies in the single risk pool for the captioned company and market, paid through February 2021. Allowed medical, pharmacy, and pediatric vision claims are pulled directly from our data warehouse. Pediatric dental claims were administered and paid by Dominion Dental during the experience period. We received a separate report from Dominion with the claim detail. We used the standard Development/Completion Factor Method to calculate IBNR. Factors were calculated using our entire block of ACA-related Individual business. The lower-than-expected factor for January 2020 can be attributed to a catastrophic claim that has not yet been paid. Because two months run-out is available the impact of IBNR is minimal.

Month	Completion Factor
1/1/2020	0.9940
2/1/2020	0.9999
3/1/2020	0.9998
4/1/2020	0.9996
5/1/2020	0.9991
6/1/2020	0.9979
7/1/2020	0.9973
8/1/2020	0.9879
9/1/2020	0.9927
10/1/2020	0.9882
11/1/2020	0.9775
12/1/2020	0.9486

### Benefit Categories

Medical claims are split into nine categories in our data warehouse. They are mapped into the categories in the URRT as follows:

UPMC Benefit Category	URRT Benefit Category
Inpatient	Inpatient Hospital
Catastrophic	Inpatient Hospital
Outpatient	Outpatient Hospital
Behavioral	Outpatient Hospital
PCP	Professional
Specialist	Professional
Diagnostic	Other Medical
ER	Other Medical
Other	Other Medical
Pediatric Dental	Other Medical
Pediatric Vision	Other Medical

Drug claims are in separate tables and directly mapped into the Prescription Drugs category. Note that services are the unit of measurement used for the Other Medical category. Pediatric dental claims were paid for via capitation during the experience period, but this will no longer be the case beginning with the 2022 plan year when they will be administered and paid by UPMC. Because of this change, pediatric dental claims have been mapped into the Other Medical category within the URRT.

### Projection Factors

#### Trend Factors (cost/utilization):

The overall annual trend used in rate development is 6.30%. Historical allowed claims for our Individual block of ACA-compliant business were used to develop year-over-year trend factors for use in the projected rates. The large enrollment count and consistent makeup of this population make it appropriate for use in trend development for this filing. Service categories were defined to be consistent with the URRT instructions. Please see Tables 3 and 3b of the PA Actuarial Memorandum Exhibits for trend development calculations. Please note

that the minor changes made to benefit designs in order to keep plan actuarial values within the allowed ranges were not significant enough to warrant an adjustment for induced demand with regard to trend, so the induced demand column has been populated with zeroes in Tables 3 and 3b. Changes in provider contracting were considered but were ultimately assumed to have negligible impact on trend. Please see Exhibit 5 of the Supporting Exhibits for trend development. Please note that data for calendar year 2020 in this exhibit was adjusted to remove the effects of COVID-19 using the methodology described in the paragraph below addressing the Change in Other adjustment.

## **Adjustments to Trended EHB Allowed Claims PMPM**

### Changes in the Morbidity of the Population Insured:

For 2022, the Pennsylvania Insurance Department has mandated that an adjustment factor of 0.999 is applied to the index rate to reflect the morbidity impact of the state-based reinsurance program in the Individual market. It has also been mandated that the Individual Adjustment factor of 1.01 be applied to the index rate to reflect current uncertainty surrounding the market in 2022 due to the repeal of the Individual Mandate. An additional load of 0.990 has been applied within the overall morbidity adjustment. This load accounts for healthier members that will move into the single risk pool as a result of the expanded subsidization offered under the American Rescue Plan Act.

### Changes in Benefits:

No changes were made to the PA EHB Benchmark plan for 2022, so no adjustments were necessary.

### Changes in Demographics:

The average age for our experience period Individual risk pool was 45.5 with an average premium factor of 1.90. This is identical to our 2021 experience so far with age 45.5 and premium factor 1.90. The lack of change in factors suggests that the insured population is stable, and no additional adjustment for demographics was deemed necessary.

### Other Adjustments:

An adjustment factor of 0.992 has been applied to the index rate to account for changes in network between the experience and projection period populations. Coverage was no longer offered in Crawford and Clearfield counties beginning in 2021 due to changes in service areas, which is not reflected in the experience data. This adjustment factor is used to bring the experience data in line with the characteristics of the provider network included in counties that will continue to be covered under the captioned company in 2022. Please see Exhibit 6 of the Supporting Exhibits for the derivation of this factor.

An adjustment factor of 1.076 has been applied to the index rate in the Change for Other category. This adjustment removes the effects of COVID-19 from the experience period data, bringing the Index Rate of Projection Period in line with expected claims experience for 2022. This factor was derived by determining the ratio of the Index Rate of Experience Period including COVID-19 medical claims adjustments to the Index Rate of Experience Period calculated using the raw, unadjusted data. Please see Exhibit 8 of the Supporting Exhibits for the derivation of this factor. Claims values included in the calculation of the former of these index rates have been adjusted at the medical service category level (no adjustments were applied to pharmacy claims). These service-level adjustments were developed by using trended and seasonality-adjusted 2019 ACA medical claims experience as a baseline for expected 2020 claims experience excluding the effects of COVID-19 and comparing this projected experience to actual claims experience from 2020.

## **Credibility Manual Rate Development**

### Source and Appropriateness of Manual Rate Used:

The manual rate was not used as the experience period provided 1,440,422 member months of data, which was deemed fully credible.

### Adjustments Made to the Data:

No adjustments were necessary since the rate manual was not used for this filing.

### Inclusion of Capitation Payments:

As mentioned above in the Benefit Categories section, pediatric dental claims were paid for via capitation during the experience period, but this will no longer be the case beginning with the 2022 plan year when they will be administered and paid by UPMC.

## **Credibility of Experience**

Based on the large member month count of the experience period data, we believe the experience period data is credible enough to use 100%, as was implemented in prior filings by this company.

## **Establishing the Index Rate**

For this filing, the Index Rate of the Experience Period is calculated from the captioned company's fully-credible experience period EHB claims data for the single risk pool, which is demonstrated in Table 2 of the PA Actuarial Memorandum Exhibits. The Index Rate of the Projection Period is then calculated in Table 5 by first applying two years of 6.30% annual trend to the Index Rate of Experience Period. The adjustments described in the Projection Factors section above were then applied to the trended manual rate to generate the Index Rate of the Projection Period. Please note that the Index Rate of Projection Period of \$597.02 shown in Table 5 does not exactly match the corresponding value shown in section II, worksheet 1 of the URRT. This is due to rounding error that is introduced because of the rounding requirements in the newly re-formatted URRT. The value shown in Table 5 is representative of the actual index rate. Claims for routine foot care and acupuncture were not included in the calculation of the index rates despite being covered during the experience period since they are classified as non-EHBs.

## **Paid to Allowed Ratio**

The Paid to Allowed Average Factor was calculated by taking the weighted average of the company-determined Actuarial Values for all plans using current membership as demonstrated in Table 10 of the PA Actuarial Memorandum Exhibits.

## **Development of the Market Adjusted Index Rate**

The Projected Index Rate is adjusted by adding estimates for Risk Adjustment and Marketplace Fees (with impacts and costs spread across the whole risk pool) to obtain the projected Market Adjusted Index Rate. Derivation of the PMPM values used for the Risk Adjustment, Marketplace Fees adjustments, and projected Reinsurance recoveries are described in the following sections.

### Experience Period Risk Adjustment and Reinsurance Adjustments PMPM:

Experience period Risk Adjustment was estimated to be a payment of \$27,483,388 per the Summary Report on Permanent Risk Adjustment Transfers for the 2020 Benefit Year published by CMS on June 30, 2021, which translates to a PMPM of \$19.08. No data for the Transitional Reinsurance Program under PPACA has been included as this program expired at the end of 2016.

### Projected Risk Adjustments PMPM:

Projection period Risk Adjustment PMPM has been estimated to be a payment of \$19.09, which is displayed in Table 5. The value entered in section II, worksheet 1 of the URRT was \$24.81 since the calculation of the Market Adjusted Index Rate is done on an allowed claims basis in the URRT. The updated PMPM was derived by taking the original paid PMPM divided by the Paid to Allowed Average Factor. The net amount after accounting for the fee is subtracted from the Index Rate of the Projection Period as part of the calculation of the Market Adjusted Index Rate. For the URRT and Table 5 of the PA Actuarial Memorandum Rate Exhibits, it was entered as a negative number because the calculation subtracts this value. The effect is an increase in premium as additional revenue will be required to cover the anticipated payment.

### Exchange User Fees:

The member-weighted average of a 3.0% Marketplace User Fee for Marketplace enrollees combined with 0% for non-Marketplace enrollees calculates to 2.3%. This load is developed based on fees from on-exchange policies, but is spread over all policies uniformly. This translates to a PMPM of \$12.35, which was entered as a positive value in Table 5 since the calculation adds this value. The effect for this adjustment is an increase in premium as additional revenue will be required to cover the anticipated payment. Since the URRT requires the exchange user fee to be listed on an "allowed" basis, the final value included in the URRT was calculated by first taking exchange user fee PMPM of \$12.35 divided by the paid-to-allowed ratio to derive the "allowed" exchange user fee PMPM. This value was then divided by the market adjusted index rate to arrive at the final value of 2.7%.

### Estimated Reinsurance Recoveries PMPM:

The index rate was further adjusted by accounting for estimated recoveries from the state-based reinsurance program. Estimated recoveries applied in Table 5 and section II, worksheet 1 of the URRT were \$19.37 PMPM and \$25.17 PMPM, respectively. The value entered in the URRT is different since the calculation of the Market Adjusted Index Rate is done on an allowed claims basis in the URRT. The updated PMPM was derived by taking the original PMPM divided by the Paid to Allowed Average Factor. These values were entered as positive values in Table 5 and the URRT since the calculation subtracts these values. The effect for this adjustment is a decrease in premium as less revenue will be required due to the anticipated recovery.

The estimated recovery of \$19.37 PMPM was derived using data entered into tabs II.a and II.b of the PA Actuarial Memorandum exhibits. Data entered into tab II.a matches the experience period data described in the sections above. Tab II.b was populated by referencing the same source of experience captured in tab II.a, but the

member-level incurred claims were trended forward two years to the projection period and adjusted to remove the effects of COVID-19 before allocating the data to each bin within the continuance table. Annual claims trends of 6.30% and a COVID-19 adjustment factor of 1.076 were applied to estimate the projected member-level claims used to populate tab II.b.

## **Non-Benefit Expenses and Profit & Risk**

### Administrative Expense Load:

Administrative costs of 11.9% of premium have been displayed in Table 6 and the URRT. This value has been derived from projected administrative costs for the projection period. These expenses are assumed to be uniform for all plan designs.


### Profit & Risk Margin:

The projected profit margin for this company has been decreased from 2% in 2021 to 0% in 2022. This value is listed in both Table 6 and the URRT. The same level of profit margin is expected for each plan included in this filing.

### Taxes and Fees:

Taxes and Fees will remain at approximately 0.1% in 2022. This load accounts for the projected Federal Income Tax in 2022. Please note that the Risk Adjustment Administration Fee of \$0.25 PMPM and the projected PCORI Fee of \$0.22 PMPM were included in the Taxes and Fees field in Table 6 and the URRT.

## **Plan Adjusted Index Rates**

Table 10 of the PA Actuarial Memorandum Exhibits has been populated as described in federal and state guidance to develop 2022 Plan Adjusted Index Rates. The allowable modifiers that are used in rate development are described below.

### Plan Actuarial Value:

The AV for each plan was determined by the issuer's own pricing model based on experience from UPMC's fully-insured commercial block of business. This model calculates an AV for a given plan by first trending 2019 allowed claims data forward three years to the projection period, calculating paid amounts for each benefit category based on the benefit design of a given plan and projected allowed claims data, and taking the ratio of the total projected paid claims to projected allowed claims. Since the same tool was used for all plans, this eliminates any impact from morbidity at the plan level, and differing rate increases by product type are purely based on differences in benefit design for all plans within a given product.

#### Benefit Richness (induced demand)

Benefit richness factors were calculated using the formula  $(\text{Plan AV})^2 - (\text{Plan AV}) + 1.24$ , where (Plan AV) is equal to the product of the Plan AV described above and the Non-Funding of CSR Adjustment described below on a plan-by-plan basis. This formula was prescribed by the Pennsylvania Insurance Department and has been developed to produce induced demand factors that mimic those determined by HHS. The initial factors calculated using this formula were then normalized against projected membership by plan.

#### Benefits in addition to EHBs

Benefits that will be offered outside EHB include routine foot care and acupuncture. The projected allowed claims for these benefits is \$1.04 PMPM. The adjustment factor of 1.002 included in Table 10 has been derived by adding the aforementioned PMPM to the projected index rate for 2022 and dividing this total by the same index rate, causing the adjustment to be applied uniformly to all plans.

#### Provider Network

Network factors for 2022 were calculated to reflect cost differentials between networks and to ensure normalization using projected membership as demonstrated in Table 10 of the PA Actuarial Memorandum Exhibits. No major changes in cost differentials between networks are expected for 2022, so the relativities between network factors have been kept the same, and the factors have simply been re-normalized. The current and proposed network factors are also shown in Table 14 of the PA Actuarial Memorandum Exhibits.

#### Catastrophic Eligibility

No adjustments were made for catastrophic plans. Current enrollment is minimal and not credible.

#### Non-Funding of CSR Adjustment

To account for the elimination of funding for cost-share reduction subsidies, the Pennsylvania Insurance Department has mandated the rates for all silver plans offered both on and off the Federal Marketplace be increased by a factor of 1.22 in Table 10 of the Actuarial Memorandum Rate Exhibits. Several off-exchange only silver plans have been included for 2022 to minimize disruption to non-subsidized members enrolled in silver plans.

### **Calibration**

#### Age Curve Calibration:

The average age factor was calculated using our projected ACA-related Individual population with the prescribed HHS Age Factors for 2022. It was assumed this represents the age distribution of the entire single risk-pool. The number of members under each age bracket was multiplied by the corresponding HHS Age Factor. These were then summed and divided by the total number of members to obtain the average age factor. For UPMC's entire block of ACA-compliant Individual business, the average age factor is 1.900 and average age was 45.5 during the experience period. This preliminary age factor is then multiplied by an adjustment factor of 0.997, which accounts for the regulation that prohibits charging for more than three children per family, resulting in a final age calibration factor of 1.895. Please see Exhibit 3 in the Supporting Exhibits for the calculation of this factor.

#### Geographic Factor Calibration:

The geographic rating areas used within this filing are the same as those defined by the state. To better reflect the varying costs of delivery between each geographical region in which coverage is offered, rating area factors have been updated for 2022. The table below summarizes changes in these factors:

Region	2021	2022
1	0.95	0.97
2	1.15	1.16
3	1.26	1.28
4	0.95	0.97
5	0.95	0.97
6	1.41	1.43
7	1.36	1.45
9	1.20	1.27

The calibration factor of 1.001 was calculated as the weighted average of the geographical factors using projected enrollment for the single risk pool, as shown in Exhibit 4 of the Supporting Exhibits.

#### Tobacco Use Rating Factor Calibration:

The average tobacco factor was calculated using projected membership, which is assumed to have the same split for tobacco status as current membership. The member-weighted average of a 2.5% load applied for enrollees who qualify as tobacco users combined with a 0% load for non-tobacco users yields an average tobacco factor of 1.002. The derivation of this factor is shown below.

Tobacco Status	Feb 2021 Enrollment Split	Tobacco Factor	Calibration Factor
Non-User	92.7%	1.000	0.927
User	7.3%	1.025	0.075
<b>Total</b>	<b>100.0%</b>		<b>1.002</b>

#### **Consumer Adjusted Premium Rate Development**

Table 11 of the PA Actuarial Memorandum Exhibits has been populated as described in federal and state guidance. 2022 rates calculated in this tables were tested to ensure that they match those included in the PA Plan Design Summary and Rate Tables, Federal Rates Template, and the binder. The Plan Adjusted Index Rates are divided by the age calibration factor then multiplied by the specific age, geographic, and tobacco factors shown in Tables 12, 13, and 14 of the PA Actuarial Memorandum Exhibits, respectively, to develop the Consumer Adjusted Premium Rates.

#### **Projected Loss Ratio**

The projected period loss ratio, using the federally-prescribed MLR methodology without the credibility adjustment, is 81.4%, as shown in Exhibit 1 of the Supporting Exhibits.

An exhibit displaying historical MLR information is provided in Exhibit 2 of the Supporting Exhibits. Loss ratios in the 'Actual' column have been calculated from data submitted in the most recent three-year MLR filing using the federally-prescribed MLR methodology without the credibility adjustment. Enrollment data in the 'Actual' column ties directly to the historical data included in Table 4 of the PA Actuarial Memorandum Exhibits. Loss ratios and enrollment data in the 'Pricing' columns are projected values taken from each calendar year's approved ACA rate filing.



As shown in Exhibit 2, actual and pricing values are often comparable, yet some differences exist. The actual MLR for 2017 was higher than expected due to claims experience and a risk adjustment transfer that were each less favorable than anticipated along with the fact that the last three months of CSR payments were not received. The pricing MLR for 2018 was lower than usual due to the large 34.3% CSR Defunding Adjustment that was applied to the rates. Enrollment projections were developed based on our anticipated competitive positioning in the market combined with enrollment data available at the time of the filing, and actual experience often played out somewhat differently than expected, especially considering that the captioned company expanded its service area to include several new counties in eastern Pennsylvania for the first time ever during this timespan.

### **AV Metal Values**

Metal values were determined using the final 2022 HHS AV Calculator.

### **Membership Projections**

Membership projections were developed based on our anticipated competitive positioning in the market combined with our current enrollment distribution by plan.

### **Terminated Plans and Products**

Please see Table 10 of the PA Actuarial Memorandum Exhibits for a mapping of all terminated SCIDs to a 2022 plan, where applicable.

### **Warning Alerts**

Several warning messages appear after clicking the validate button in the URRT. These messages highlight the fact that several terminated plans have entries of zero in the current enrollment and premium PMPM fields on worksheet 2 of the URRT. These particular plans were terminated prior to 2020 but have experience in 2019 and therefore must be included in the URRT. It appears that this alert is a new addition to the 2021 version of the URRT since prior versions of the template did not generate such alerts despite similar situations arising with terminated plans in prior rate filings.

### **Effective Rate Review Information**

The Pennsylvania Insurance Department is responsible for conducting effective rate review for all submitted rates.

## List of Supporting Exhibits

Supporting exhibits have been included with the rate filing to assist with the review process. Below is a list summarizing the contents of each exhibit.

- Exhibit 1: Derivation of Projection Period MLR
- Exhibit 2: Actual vs Pricing MLR & Member Months
- Exhibit 3: Derivation of Age Calibration Factor
- Exhibit 4: Derivation of Geographical Calibration Factor
- Exhibit 5: Derivation of Annual Trend
- Exhibit 6: Derivation of Change in Network Factor
- Exhibit 7: Derivation of 3-child Cap Adjustment Factor
- Exhibit 8: Derivation of Change in Other Factor
- Exhibit 9: Derivation of Agent/Broker Fees and Commissions
- Exhibit 10: Derivation of COVID-19 Adjustment Factors
- Exhibit 11: Derivation of 2020 Covid-Adjusted Claims Detail by Service Category
- Exhibit 12: Support for Rating Area Factor Changes
- Exhibit 13: Enrollment Data from January - May 2021
- Exhibit 14: Historical Actual & Projected Claims Data
- Exhibit 15: Historical & Projected Financial Gains/Losses

## Actuarial Certification

I, [REDACTED], am a Member of the American Academy of Actuaries. I am currently a Manager in the Actuarial Services department for UPMC Health Plan. I certify that:

- All factor, benefit and other changes from the prior approved filing have been disclosed in this actuarial memorandum.
- New plans cannot be considered modifications of existing plans under the uniform modification standards in 45 CFR 147.106.
- The information presented in the PA Actuarial Memorandum and PA Actuarial Memorandum Rate Exhibits is consistent with the information presented in the 2022 Rate Filing Justification.
- The projected Index Rate is:
  - a. In compliance with all applicable state and Federal statutes and regulations (45 CFR 156.80 and 147.102)
  - b. Developed in compliance with the applicable Actuarial Standards of Practice
  - c. Reasonable in relation to the benefits provided and the population anticipated to be covered
  - d. Neither excessive nor deficient
- The Index Rate and only the allowable modifiers as described in 45 CFR 156.80(d)(1) and 156.80(d)(2) were used to generate plan level rates.
- The geographic rating factors reflect only differences in the costs of delivery and do not include differences for population morbidity by geographic area.
- The AV Calculator was used to determine the AV Metal Values shown in Worksheet 2 of the Part I URRT for all plans except those specified in the certification.

7/13/2021

Date

2022 Rates Table Template v11.0		All fields with an asterisk ( *) are required. To validate press Validate button or Ctrl + Shift + I. To finalize, press Finalize button or Ctrl + Shift + F.			
		If you are in a community rating state, select Family-Tier Rates under Rating Method and fill in all columns.			
		If you are not in a community rating state, select Age-Based Rates under Rating Method and provide an Individual Rate for every age band.			
		If Tobacco is Tobacco User/Non-Tobacco User, you must give a rate for Tobacco Use and Non-Tobacco Use.			
		To add a new sheet, press the Add Sheet button, or Ctrl + Shift + H. All plans must have the same dates on a sheet.			
HIOS Issuer ID*	16322				
Rate Effective Date*	1/1/2022				
Rate Expiration Date*	12/31/2022				
Rating Method*	Age-Based Rates				
Plan ID*	Rating Area ID*	Tobacco*	Age*	Individual Rate*	Individual Tobacco Rate*
Required: Enter the 14-character Plan ID	Required: Select the Rating Area ID	Required: Select if Tobacco use of subscriber is used to determine if a person is eligible for a rate from a plan	Required: Select the age of a subscriber eligible for the rate	Required: Enter the rate of an Individual Non-Tobacco or No Preference enrollee on a plan	Required: Enter the rate of an individual tobacco enrollee on a plan
16322PA0040008	Rating Area 1	Tobacco User/Non-Tobacco User	0-14	298.55	298.55
16322PA0040008	Rating Area 1	Tobacco User/Non-Tobacco User	15	325.09	325.09
16322PA0040008	Rating Area 1	Tobacco User/Non-Tobacco User	16	335.23	335.23
16322PA0040008	Rating Area 1	Tobacco User/Non-Tobacco User	17	345.38	345.38
16322PA0040008	Rating Area 1	Tobacco User/Non-Tobacco User	18	356.31	356.31
16322PA0040008	Rating Area 1	Tobacco User/Non-Tobacco User	19	367.23	367.23
16322PA0040008	Rating Area 1	Tobacco User/Non-Tobacco User	20	378.55	378.55
16322PA0040008	Rating Area 1	Tobacco User/Non-Tobacco User	21	390.26	400.02
16322PA0040008	Rating Area 1	Tobacco User/Non-Tobacco User	22	390.26	400.02
16322PA0040008	Rating Area 1	Tobacco User/Non-Tobacco User	23	390.26	400.02
16322PA0040008	Rating Area 1	Tobacco User/Non-Tobacco User	24	390.26	400.02
16322PA0040008	Rating Area 1	Tobacco User/Non-Tobacco User	25	391.82	401.62
16322PA0040008	Rating Area 1	Tobacco User/Non-Tobacco User	26	399.63	409.62
16322PA0040008	Rating Area 1	Tobacco User/Non-Tobacco User	27	408.99	419.22
16322PA0040008	Rating Area 1	Tobacco User/Non-Tobacco User	28	424.21	434.82
16322PA0040008	Rating Area 1	Tobacco User/Non-Tobacco User	29	436.70	447.62
16322PA0040008	Rating Area 1	Tobacco User/Non-Tobacco User	30	442.95	454.02
16322PA0040008	Rating Area 1	Tobacco User/Non-Tobacco User	31	452.31	463.62
16322PA0040008	Rating Area 1	Tobacco User/Non-Tobacco User	32	461.68	473.22
16322PA0040008	Rating Area 1	Tobacco User/Non-Tobacco User	33	467.53	479.22
16322PA0040008	Rating Area 1	Tobacco User/Non-Tobacco User	34	473.78	485.62
16322PA0040008	Rating Area 1	Tobacco User/Non-Tobacco User	35	476.90	488.82
16322PA0040008	Rating Area 1	Tobacco User/Non-Tobacco User	36	480.02	492.02
16322PA0040008	Rating Area 1	Tobacco User/Non-Tobacco User	37	483.14	495.22
16322PA0040008	Rating Area 1	Tobacco User/Non-Tobacco User	38	486.26	498.42
16322PA0040008	Rating Area 1	Tobacco User/Non-Tobacco User	39	492.51	504.82
16322PA0040008	Rating Area 1	Tobacco User/Non-Tobacco User	40	498.75	511.22
16322PA0040008	Rating Area 1	Tobacco User/Non-Tobacco User	41	508.12	520.82
16322PA0040008	Rating Area 1	Tobacco User/Non-Tobacco User	42	517.09	530.02
16322PA0040008	Rating Area 1	Tobacco User/Non-Tobacco User	43	529.58	542.82
16322PA0040008	Rating Area 1	Tobacco User/Non-Tobacco User	44	545.19	558.82
16322PA0040008	Rating Area 1	Tobacco User/Non-Tobacco User	45	563.54	577.62
16322PA0040008	Rating Area 1	Tobacco User/Non-Tobacco User	46	585.39	600.02
16322PA0040008	Rating Area 1	Tobacco User/Non-Tobacco User	47	609.98	625.23
16322PA0040008	Rating Area 1	Tobacco User/Non-Tobacco User	48	638.08	654.03
16322PA0040008	Rating Area 1	Tobacco User/Non-Tobacco User	49	665.78	682.43
16322PA0040008	Rating Area 1	Tobacco User/Non-Tobacco User	50	697.00	714.43
16322PA0040008	Rating Area 1	Tobacco User/Non-Tobacco User	51	727.83	746.03
16322PA0040008	Rating Area 1	Tobacco User/Non-Tobacco User	52	761.79	780.83
16322PA0040008	Rating Area 1	Tobacco User/Non-Tobacco User	53	796.13	816.03
16322PA0040008	Rating Area 1	Tobacco User/Non-Tobacco User	54	833.21	854.04
16322PA0040008	Rating Area 1	Tobacco User/Non-Tobacco User	55	870.28	892.04
16322PA0040008	Rating Area 1	Tobacco User/Non-Tobacco User	56	910.48	933.24
16322PA0040008	Rating Area 1	Tobacco User/Non-Tobacco User	57	951.06	974.84
16322PA0040008	Rating Area 1	Tobacco User/Non-Tobacco User	58	994.38	1019.24
16322PA0040008	Rating Area 1	Tobacco User/Non-Tobacco User	59	1015.85	1041.24
16322PA0040008	Rating Area 1	Tobacco User/Non-Tobacco User	60	1059.17	1085.64
16322PA0040008	Rating Area 1	Tobacco User/Non-Tobacco User	61	1096.63	1124.05
16322PA0040008	Rating Area 1	Tobacco User/Non-Tobacco User	62	1121.22	1149.25
16322PA0040008	Rating Area 1	Tobacco User/Non-Tobacco User	63	1152.05	1180.85
16322PA0040008	Rating Area 1	Tobacco User/Non-Tobacco User	64 and over	1170.78	1200.05
16322PA0040008	Rating Area 2	Tobacco User/Non-Tobacco User	0-14	360.06	360.06
16322PA0040008	Rating Area 2	Tobacco User/Non-Tobacco User	15	392.07	392.07
16322PA0040008	Rating Area 2	Tobacco User/Non-Tobacco User	16	404.31	404.31
16322PA0040008	Rating Area 2	Tobacco User/Non-Tobacco User	17	416.54	416.54
16322PA0040008	Rating Area 2	Tobacco User/Non-Tobacco User	18	429.72	429.72
16322PA0040008	Rating Area 2	Tobacco User/Non-Tobacco User	19	442.90	442.90
16322PA0040008	Rating Area 2	Tobacco User/Non-Tobacco User	20	456.55	456.55
16322PA0040008	Rating Area 2	Tobacco User/Non-Tobacco User	21	470.67	482.44
16322PA0040008	Rating Area 2	Tobacco User/Non-Tobacco User	22	470.67	482.44
16322PA0040008	Rating Area 2	Tobacco User/Non-Tobacco User	23	470.67	482.44
16322PA0040008	Rating Area 2	Tobacco User/Non-Tobacco User	24	470.67	482.44
16322PA0040008	Rating Area 2	Tobacco User/Non-Tobacco User	25	472.55	484.37
16322PA0040008	Rating Area 2	Tobacco User/Non-Tobacco User	26	481.97	494.02
16322PA0040008	Rating Area 2	Tobacco User/Non-Tobacco User	27	493.26	505.59
16322PA0040008	Rating Area 2	Tobacco User/Non-Tobacco User	28	511.62	524.41
16322PA0040008	Rating Area 2	Tobacco User/Non-Tobacco User	29	526.68	539.85
16322PA0040008	Rating Area 2	Tobacco User/Non-Tobacco User	30	534.21	547.57
16322PA0040008	Rating Area 2	Tobacco User/Non-Tobacco User	31	545.51	559.14
16322PA0040008	Rating Area 2	Tobacco User/Non-Tobacco User	32	556.80	570.72
16322PA0040008	Rating Area 2	Tobacco User/Non-Tobacco User	33	563.86	577.96
16322PA0040008	Rating Area 2	Tobacco User/Non-Tobacco User	34	571.39	585.68
16322PA0040008	Rating Area 2	Tobacco User/Non-Tobacco User	35	575.16	589.54
16322PA0040008	Rating Area 2	Tobacco User/Non-Tobacco User	36	578.92	593.40
16322PA0040008	Rating Area 2	Tobacco User/Non-Tobacco User	37	582.69	597.26
16322PA0040008	Rating Area 2	Tobacco User/Non-Tobacco User	38	586.45	601.12
16322PA0040008	Rating Area 2	Tobacco User/Non-Tobacco User	39	593.99	608.84
16322PA0040008	Rating Area 2	Tobacco User/Non-Tobacco User	40	601.52	616.55
16322PA0040008	Rating Area 2	Tobacco User/Non-Tobacco User	41	612.81	628.13
16322PA0040008	Rating Area 2	Tobacco User/Non-Tobacco User	42	623.64	639.23
16322PA0040008	Rating Area 2	Tobacco User/Non-Tobacco User	43	638.70	654.67
16322PA0040008	Rating Area 2	Tobacco User/Non-Tobacco User	44	657.53	673.96
16322PA0040008	Rating Area 2	Tobacco User/Non-Tobacco User	45	679.65	696.64
16322PA0040008	Rating Area 2	Tobacco User/Non-Tobacco User	46	706.01	723.66
16322PA0040008	Rating Area 2	Tobacco User/Non-Tobacco User	47	735.66	754.05
16322PA0040008	Rating Area 2	Tobacco User/Non-Tobacco User	48	769.55	788.78
16322PA0040008	Rating Area 2	Tobacco User/Non-Tobacco User	49	802.96	823.04
16322PA0040008	Rating Area 2	Tobacco User/Non-Tobacco User	50	840.62	861.63
16322PA0040008	Rating Area 2	Tobacco User/Non-Tobacco User	51	877.80	899.74
16322PA0040008	Rating Area 2	Tobacco User/Non-Tobacco User	52	918.75	941.72
16322PA0040008	Rating Area 2	Tobacco User/Non-Tobacco User	53	960.17	984.17
16322PA0040008	Rating Area 2	Tobacco User/Non-Tobacco User	54	1004.88	1030.00
16322PA0040008	Rating Area 2	Tobacco User/Non-Tobacco User	55	1049.59	1075.83
16322PA0040008	Rating Area 2	Tobacco User/Non-Tobacco User	56	1098.07	1125.52
16322PA0040008	Rating Area 2	Tobacco User/Non-Tobacco User	57	1147.02	1175.70
16322PA0040008	Rating Area 2	Tobacco User/Non-Tobacco User	58	1199.27	1229.25
16322PA0040008	Rating Area 2	Tobacco User/Non-Tobacco User	59	1225.15	1255.78
16322PA0040008	Rating Area 2	Tobacco User/Non-Tobacco User	60	1277.40	1309.33
16322PA0040008	Rating Area 2	Tobacco User/Non-Tobacco User	61	1322.58	1355.65
16322PA0040008	Rating Area 2	Tobacco User/Non-Tobacco User	62	1352.23	1386.04
16322PA0040008	Rating Area 2	Tobacco User/Non-Tobacco User	63	1389.42	1424.15
16322PA0040008	Rating Area 2	Tobacco User/Non-Tobacco User	64 and over	1412.01	1447.31
16322PA0040008	Rating Area 4	Tobacco User/Non-Tobacco User	0-14	298.55	298.55
16322PA0040008	Rating Area 4	Tobacco User/Non-Tobacco User	15	325.09	325.09
16322PA0040008	Rating Area 4	Tobacco User/Non-Tobacco User	16	335.23	335.23
16322PA0040008	Rating Area 4	Tobacco User/Non-Tobacco User	17	345.38	345.38
16322PA0040008	Rating Area 4	Tobacco User/Non-Tobacco User	18	356.31	356.31
16322PA0040008	Rating Area 4	Tobacco User/Non-Tobacco User	19	367.23	367.23
16322PA0040008	Rating Area 4	Tobacco User/Non-Tobacco User	20	378.55	378.55
16322PA0040008	Rating Area 4	Tobacco User/Non-Tobacco User	21	390.26	400.02
16322PA0040008	Rating Area 4	Tobacco User/Non-Tobacco User	22	390.26	400.02
16322PA0040008	Rating Area 4	Tobacco User/Non-Tobacco User	23	390.26	400.02

	16322PA0040008	Rating Area 4	Tobacco User/Non-Tobacco User	24	390.26	400.02
	16322PA0040008	Rating Area 4	Tobacco User/Non-Tobacco User	25	391.82	401.62
	16322PA0040008	Rating Area 4	Tobacco User/Non-Tobacco User	26	399.63	409.62
	16322PA0040008	Rating Area 4	Tobacco User/Non-Tobacco User	27	408.99	419.22
	16322PA0040008	Rating Area 4	Tobacco User/Non-Tobacco User	28	424.21	434.82
	16322PA0040008	Rating Area 4	Tobacco User/Non-Tobacco User	29	436.70	447.62
	16322PA0040008	Rating Area 4	Tobacco User/Non-Tobacco User	30	442.95	454.02
	16322PA0040008	Rating Area 4	Tobacco User/Non-Tobacco User	31	452.31	463.62
	16322PA0040008	Rating Area 4	Tobacco User/Non-Tobacco User	32	461.68	473.22
	16322PA0040008	Rating Area 4	Tobacco User/Non-Tobacco User	33	467.53	479.22
	16322PA0040008	Rating Area 4	Tobacco User/Non-Tobacco User	34	473.78	485.62
	16322PA0040008	Rating Area 4	Tobacco User/Non-Tobacco User	35	476.90	488.82
	16322PA0040008	Rating Area 4	Tobacco User/Non-Tobacco User	36	480.02	492.02
	16322PA0040008	Rating Area 4	Tobacco User/Non-Tobacco User	37	483.14	495.22
	16322PA0040008	Rating Area 4	Tobacco User/Non-Tobacco User	38	486.26	498.42
	16322PA0040008	Rating Area 4	Tobacco User/Non-Tobacco User	39	492.51	504.82
	16322PA0040008	Rating Area 4	Tobacco User/Non-Tobacco User	40	498.75	511.22
	16322PA0040008	Rating Area 4	Tobacco User/Non-Tobacco User	41	508.12	520.82
	16322PA0040008	Rating Area 4	Tobacco User/Non-Tobacco User	42	517.09	530.02
	16322PA0040008	Rating Area 4	Tobacco User/Non-Tobacco User	43	529.58	542.82
	16322PA0040008	Rating Area 4	Tobacco User/Non-Tobacco User	44	545.19	558.82
	16322PA0040008	Rating Area 4	Tobacco User/Non-Tobacco User	45	563.54	577.62
	16322PA0040008	Rating Area 4	Tobacco User/Non-Tobacco User	46	585.39	600.02
	16322PA0040008	Rating Area 4	Tobacco User/Non-Tobacco User	47	609.98	625.23
	16322PA0040008	Rating Area 4	Tobacco User/Non-Tobacco User	48	638.08	654.03
	16322PA0040008	Rating Area 4	Tobacco User/Non-Tobacco User	49	665.78	682.43
	16322PA0040008	Rating Area 4	Tobacco User/Non-Tobacco User	50	697.00	714.43
	16322PA0040008	Rating Area 4	Tobacco User/Non-Tobacco User	51	727.83	746.03
	16322PA0040008	Rating Area 4	Tobacco User/Non-Tobacco User	52	761.79	780.83
	16322PA0040008	Rating Area 4	Tobacco User/Non-Tobacco User	53	796.13	816.03
	16322PA0040008	Rating Area 4	Tobacco User/Non-Tobacco User	54	833.21	854.04
	16322PA0040008	Rating Area 4	Tobacco User/Non-Tobacco User	55	870.28	892.04
	16322PA0040008	Rating Area 4	Tobacco User/Non-Tobacco User	56	910.48	933.24
	16322PA0040008	Rating Area 4	Tobacco User/Non-Tobacco User	57	951.06	974.84
	16322PA0040008	Rating Area 4	Tobacco User/Non-Tobacco User	58	994.38	1019.24
	16322PA0040008	Rating Area 4	Tobacco User/Non-Tobacco User	59	1015.85	1041.24
	16322PA0040008	Rating Area 4	Tobacco User/Non-Tobacco User	60	1059.17	1085.64
	16322PA0040008	Rating Area 4	Tobacco User/Non-Tobacco User	61	1096.63	1124.05
	16322PA0040008	Rating Area 4	Tobacco User/Non-Tobacco User	62	1121.22	1149.25
	16322PA0040008	Rating Area 4	Tobacco User/Non-Tobacco User	63	1152.05	1180.85
	16322PA0040008	Rating Area 4	Tobacco User/Non-Tobacco User	64 and over	1170.78	1200.05
	16322PA0040008	Rating Area 5	Tobacco User/Non-Tobacco User	0-14	298.55	298.55
	16322PA0040008	Rating Area 5	Tobacco User/Non-Tobacco User	15	325.09	325.09
	16322PA0040008	Rating Area 5	Tobacco User/Non-Tobacco User	16	335.23	335.23
	16322PA0040008	Rating Area 5	Tobacco User/Non-Tobacco User	17	345.38	345.38
	16322PA0040008	Rating Area 5	Tobacco User/Non-Tobacco User	18	356.31	356.31
	16322PA0040008	Rating Area 5	Tobacco User/Non-Tobacco User	19	367.23	367.23
	16322PA0040008	Rating Area 5	Tobacco User/Non-Tobacco User	20	378.55	378.55
	16322PA0040008	Rating Area 5	Tobacco User/Non-Tobacco User	21	390.26	400.02
	16322PA0040008	Rating Area 5	Tobacco User/Non-Tobacco User	22	390.26	400.02
	16322PA0040008	Rating Area 5	Tobacco User/Non-Tobacco User	23	390.26	400.02
	16322PA0040008	Rating Area 5	Tobacco User/Non-Tobacco User	24	390.26	400.02
	16322PA0040008					

	16322PA0040008	Rating Area 6	Tobacco User/Non-Tobacco User	52	1128.61	1156.82
	16322PA0040008	Rating Area 6	Tobacco User/Non-Tobacco User	53	1179.49	1208.97
	16322PA0040008	Rating Area 6	Tobacco User/Non-Tobacco User	54	1234.41	1265.27
	16322PA0040008	Rating Area 6	Tobacco User/Non-Tobacco User	55	1289.34	1321.57
	16322PA0040008	Rating Area 6	Tobacco User/Non-Tobacco User	56	1348.89	1382.62
	16322PA0040008	Rating Area 6	Tobacco User/Non-Tobacco User	57	1409.02	1444.25
	16322PA0040008	Rating Area 6	Tobacco User/Non-Tobacco User	58	1473.20	1510.03
	16322PA0040008	Rating Area 6	Tobacco User/Non-Tobacco User	59	1505.00	1542.63
	16322PA0040008	Rating Area 6	Tobacco User/Non-Tobacco User	60	1569.18	1608.41
	16322PA0040008	Rating Area 6	Tobacco User/Non-Tobacco User	61	1624.69	1665.30
	16322PA0040008	Rating Area 6	Tobacco User/Non-Tobacco User	62	1661.11	1702.64
	16322PA0040008	Rating Area 6	Tobacco User/Non-Tobacco User	63	1706.79	1749.46
	16322PA0040008	Rating Area 6	Tobacco User/Non-Tobacco User	64 and over	1734.54	1777.90
	16322PA0040010	Rating Area 1	Tobacco User/Non-Tobacco User	0-14	258.71	258.71
	16322PA0040010	Rating Area 1	Tobacco User/Non-Tobacco User	15	281.70	281.70
	16322PA0040010	Rating Area 1	Tobacco User/Non-Tobacco User	16	290.50	290.50
	16322PA0040010	Rating Area 1	Tobacco User/Non-Tobacco User	17	299.29	299.29
	16322PA0040010	Rating Area 1	Tobacco User/Non-Tobacco User	18	308.76	308.76
	16322PA0040010	Rating Area 1	Tobacco User/Non-Tobacco User	19	318.23	318.23
	16322PA0040010	Rating Area 1	Tobacco User/Non-Tobacco User	20	328.03	328.03
	16322PA0040010	Rating Area 1	Tobacco User/Non-Tobacco User	21	338.18	346.63
	16322PA0040010	Rating Area 1	Tobacco User/Non-Tobacco User	22	338.18	346.63
	16322PA0040010	Rating Area 1	Tobacco User/Non-Tobacco User	23	338.18	346.63
	16322PA0040010	Rating Area 1	Tobacco User/Non-Tobacco User	24	338.18	346.63
	16322PA0040010	Rating Area 1	Tobacco User/Non-Tobacco User	25	339.53	348.02
	16322PA0040010	Rating Area 1	Tobacco User/Non-Tobacco User	26	346.30	354.95
	16322PA0040010	Rating Area 1	Tobacco User/Non-Tobacco User	27	354.41	363.27
	16322PA0040010	Rating Area 1	Tobacco User/Non-Tobacco User	28	367.60	376.79
	16322PA0040010	Rating Area 1	Tobacco User/Non-Tobacco User	29	378.42	387.88
	16322PA0040010	Rating Area 1	Tobacco User/Non-Tobacco User	30	383.83	393.43
	16322PA0040010	Rating Area 1	Tobacco User/Non-Tobacco User	31	391.95	401.75
	16322PA0040010	Rating Area 1	Tobacco User/Non-Tobacco User	32	400.07	410.07
	16322PA0040010	Rating Area 1	Tobacco User/Non-Tobacco User	33	405.14	415.27
	16322PA0040010	Rating Area 1	Tobacco User/Non-Tobacco User	34	410.55	420.81
	16322PA0040010	Rating Area 1	Tobacco User/Non-Tobacco User	35	413.26	423.59
	16322PA0040010	Rating Area 1	Tobacco User/Non-Tobacco User	36	415.96	426.36
	16322PA0040010	Rating Area 1	Tobacco User/Non-Tobacco User	37	418.67	429.13
	16322PA0040010	Rating Area 1	Tobacco User/Non-Tobacco User	38	421.37	431.91
	16322PA0040010	Rating Area 1	Tobacco User/Non-Tobacco User	39	426.78	437.45
	16322PA0040010	Rating Area 1	Tobacco User/Non-Tobacco User	40	432.19	443.00
	16322PA0040010	Rating Area 1	Tobacco User/Non-Tobacco User	41	440.31	451.32
	16322PA0040010	Rating Area 1	Tobacco User/Non-Tobacco User	42	448.09	459.29
	16322PA0040010	Rating Area 1	Tobacco User/Non-Tobacco User	43	458.91	470.38
	16322PA0040010	Rating Area 1	Tobacco User/Non-Tobacco User	44	472.44	484.25
	16322PA0040010	Rating Area 1	Tobacco User/Non-Tobacco User	45	488.33	500.54
	16322PA0040010	Rating Area 1	Tobacco User/Non-Tobacco User	46	507.27	519.95
	16322PA0040010	Rating Area 1	Tobacco User/Non-Tobacco User	47	528.58	541.79
	16322PA0040010	Rating Area 1	Tobacco User/Non-Tobacco User	48	552.92	566.75
	16322PA0040010	Rating Area 1	Tobacco User/Non-Tobacco User	49	576.94	591.36
	16322PA0040010	Rating Area 1	Tobacco User/Non-Tobacco User	50	603.99	619.09
	16322PA0040010	Rating Area 1	Tobacco User/Non-Tobacco User	51	630.71	646.47
	16322PA0040010	Rating Area 1	Tobacco User/Non-Tobacco User	52	660.13	676.63
	16322PA0040010	Rating Area 1	Tobacco User/Non-Tobacco User	53	689.89	707.13
	16322PA0040010	Rating Area 1	Tobacco User/Non-Tobacco User	54	722.01	740.06
	16322PA0040010	Rating Area 1	Tobacco User/Non-Tobacco User	55	754.14	772.99
	16322PA0040010	Rating Area 1	Tobacco User/Non-Tobacco User	56	788.97	808.70
	16322PA0040010	Rating Area 1	Tobacco User/Non-Tobacco User	57	824.14	844.75
	16322PA0040010	Rating Area 1	Tobacco User/Non-Tobacco User	58	861.68	883.22
	16322PA0040010	Rating Area 1	Tobacco User/Non-Tobacco User	59	880.28	902.29
	16322PA0040010	Rating Area 1	Tobacco User/Non-Tobacco User	60	917.82	940.77
	16322PA0040010	Rating Area 1	Tobacco User/Non-Tobacco User	61	950.29	974.04
	16322PA0040010	Rating Area 1	Tobacco User/Non-Tobacco User	62	971.59	995.88
	16322PA0040010	Rating Area 1	Tobacco User/Non-Tobacco User	63	998.31	1023.27
	16322PA0040010	Rating Area 1	Tobacco User/Non-Tobacco User	64 and over	1014.54	1039.90
	16322PA0040010	Rating Area 2	Tobacco User/Non-Tobacco User	0-14	312.01	312.01
	16322PA0040010	Rating Area 2	Tobacco User/Non-Tobacco User	15	339.75	339.75
	16322PA0040010	Rating Area 2	Tobacco User/Non-Tobacco User	16	350.35	350.35
	16322PA0040010	Rating Area 2	Tobacco User/Non-Tobacco User	17	360.96	360.96
	16322PA0040010	Rating Area 2	Tobacco User/Non-Tobacco User	18	372.38	372.38
	16322PA0040010	Rating Area 2	Tobacco User/Non-Tobacco User	19	383.80	383.80
	16322PA0040010	Rating Area 2	Tobacco User/Non-Tobacco User	20	395.62	395.62
	16322PA0040010	Rating Area 2	Tobacco User/Non-Tobacco User	21	407.86	418.06
	16322PA0040010	Rating Area 2	Tobacco User/Non-Tobacco User	22	407.86	418.06
	16322PA0040010	Rating Area 2	Tobacco User/Non-Tobacco User	23	407.86	418.06
	16322PA0040010	Rating Area 2	Tobacco User/Non-Tobacco User	24	407.86	418.06
	16322PA0040010	Rating Area 2	Tobacco User/Non-Tobacco User	25	409.49	419.73
	16322PA0040010	Rating Area 2	Tobacco User/Non-Tobacco User	26	417.65	428.09
	16322PA0040010	Rating Area 2	Tobacco User/Non-Tobacco User	27	427.44	438.12
	16322PA0040010	Rating Area 2	Tobacco User/Non-Tobacco User	28	443.34	454.43
	16322PA0040010	Rating Area 2	Tobacco User/Non-Tobacco User	29	456.40	467.81
	16322PA0040010	Rating Area 2	Tobacco User/Non-Tobacco User	30	462.92	474.49
	16322PA0040010	Rating Area 2	Tobacco User/Non-Tobacco User	31	472.71	484.53
	16322PA0040010	Rating Area 2	Tobacco User/Non-Tobacco User	32	482.50	494.56
	16322PA0040010	Rating Area 2	Tobacco User/Non-Tobacco User	33	488.62	500.83
	16322PA0040010	Rating Area 2	Tobacco User/Non-Tobacco User	34	495.14	507.52
	16322PA0040010	Rating Area 2	Tobacco User/Non-Tobacco User	35	498.40	510.87
	16322PA0040010	Rating Area 2	Tobacco User/Non-Tobacco User	36	501.67	514.21
	16322PA0040010	Rating Area 2	Tobacco User/Non-Tobacco User	37	504.93	517.55
	16322PA0040010	Rating Area 2	Tobacco User/Non-Tobacco User	38	508.19	520.90
	16322PA0040010	Rating Area 2	Tobacco User/Non-Tobacco User	39	514.72	527.59
	16322PA0040010	Rating Area 2	Tobacco User/Non-Tobacco User	40	521.25	534.28
	16322PA0040010	Rating Area 2	Tobacco User/Non-Tobacco User	41	531.03	544.31
	16322PA0040010	Rating Area 2	Tobacco User/Non-Tobacco User	42	540.41	553.92
	16322PA0040010	Rating Area 2	Tobacco User/Non-Tobacco User	43	553.47	567.30
	16322PA0040010	Rating Area 2	Tobacco User/Non-Tobacco User	44	569.78	584.02
	16322PA0040010	Rating Area 2	Tobacco User/Non-Tobacco User	45	588.95	603.67
	16322PA0040010	Rating Area 2	Tobacco User/Non-Tobacco User	46	611.79	627.08
	16322PA0040010	Rating Area 2	Tobacco User/Non-Tobacco User	47	637.49	653.42
	16322PA0040010	Rating Area 2	Tobacco User/Non-Tobacco User	48	666.85	683.52
	16322PA0040010	Rating Area 2	Tobacco User/Non-Tobacco User	49	695.81	713.20
	16322PA0040010	Rating Area 2	Tobacco User/Non-Tobacco User	50	728.44	746.65
	16322PA0040010	Rating Area 2	Tobacco User/Non-Tobacco User	51	760.66	779.68
	16322PA0040010	Rating Area 2	Tobacco User/Non-Tobacco User	52	796.14	816.05
	16322PA0040010	Rating Area 2	Tobacco User/Non-Tobacco User	53	832.03	852.84
	16322PA0040010	Rating Area 2	Tobacco User/Non-Tobacco User	54	870.78	892.55
	16322PA0040010	Rating Area 2	Tobacco User/Non-Tobacco User	55	909.53	932.27
	16322PA0040010	Rating Area 2	Tobacco User/Non-Tobacco User	56	951.54	975.33
	16322PA0040010	Rating Area 2	Tobacco User/Non-Tobacco User	57	993.95	1018.80
	16322PA0040010	Rating Area 2	Tobacco User/Non-Tobacco User	58	1039.23	1065.21
	16322PA0040010	Rating Area 2	Tobacco User/Non-Tobacco User	59	1061.66	1088.20
	16322PA0040010	Rating Area 2	Tobacco User/Non-Tobacco User	60	1106.93	1134.61
	16322PA0040010	Rating Area 2	Tobacco User/Non-Tobacco User	61	1146.09	1174.74
	16322PA0040010	Rating Area 2	Tobacco User/Non-Tobacco User	62	1171.78	1201.08
	16322PA0040010	Rating Area 2	Tobacco User/Non-Tobacco User	63	1204.00	1234.10
	16322PA0040010	Rating Area 2	Tobacco User/Non-Tobacco User	64 and over	1223.58	1254.17
	16322PA0040010	Rating Area 4	Tobacco User/Non-Tobacco User	0-14	258.71	258.71
	16322PA0040010	Rating Area 4	Tobacco User/Non-Tobacco User	15	281.70	281.70
	16322PA0040010	Rating Area 4	Tobacco User/Non-Tobacco User	16	290.50	290.50
	16322PA0040010	Rating Area 4	Tobacco User/Non-Tobacco User	17	299.29	299.29
	16322PA0040010	Rating Area 4	Tobacco User/Non-Tobacco User	18	308.76	308.76
	16322PA0040010	Rating Area 4	Tobacco User/Non-Tobacco User	19	318.23	318.23
	16322PA0040010	Rating Area 4	Tobacco User/Non-Tobacco User	20	328.03	328.03
	16322PA0040010	Rating Area 4	Tobacco User/Non-Tobacco User	21	338.18	346.63
	16322PA0040010	Rating Area 4	Tobacco User/Non-Tobacco User	22	338.18	346.63
	16322PA0040010	Rating Area 4	Tobacco User/Non-Tobacco User	23	338.18	346.63
	16322PA0040010	Rating Area 4	Tobacco User/Non-Tobacco User	24	338.18	346.63
	16322PA0040010	Rating Area 4	Tobacco User/Non-Tobacco User	25	339.53	348.02
	16322PA0040010	Rating Area 4	Tobacco User/Non-Tobacco User	26	346.30	354.95
	16322PA0040010	Rating Area 4	Tobacco User/Non-Tobacco User	27	354.41	363.27
	16322PA0040010	Rating Area 4	Tobacco User/Non-Tobacco User	28	367.60	376.79

	16322PA0040010	Rating Area 4	Tobacco User/Non-Tobacco User	29	378.42	387.88
	16322PA0040010	Rating Area 4	Tobacco User/Non-Tobacco User	30	383.83	393.43
	16322PA0040010	Rating Area 4	Tobacco User/Non-Tobacco User	31	391.95	401.75
	16322PA0040010	Rating Area 4	Tobacco User/Non-Tobacco User	32	400.07	410.07
	16322PA0040010	Rating Area 4	Tobacco User/Non-Tobacco User	33	405.14	415.27
	16322PA0040010	Rating Area 4	Tobacco User/Non-Tobacco User	34	410.55	420.81
	16322PA0040010	Rating Area 4	Tobacco User/Non-Tobacco User	35	413.26	423.59
	16322PA0040010	Rating Area 4	Tobacco User/Non-Tobacco User	36	415.96	426.36
	16322PA0040010	Rating Area 4	Tobacco User/Non-Tobacco User	37	418.67	429.13
	16322PA0040010	Rating Area 4	Tobacco User/Non-Tobacco User	38	421.37	431.91
	16322PA0040010	Rating Area 4	Tobacco User/Non-Tobacco User	39	426.78	437.45
	16322PA0040010	Rating Area 4	Tobacco User/Non-Tobacco User	40	432.19	443.00
	16322PA0040010	Rating Area 4	Tobacco User/Non-Tobacco User	41	440.31	451.32
	16322PA0040010	Rating Area 4	Tobacco User/Non-Tobacco User	42	448.09	459.29
	16322PA0040010	Rating Area 4	Tobacco User/Non-Tobacco User	43	458.91	470.38
	16322PA0040010	Rating Area 4	Tobacco User/Non-Tobacco User	44	472.44	484.25
	16322PA0040010	Rating Area 4	Tobacco User/Non-Tobacco User	45	488.33	500.54
	16322PA0040010	Rating Area 4	Tobacco User/Non-Tobacco User	46	507.27	519.95
	16322PA0040010	Rating Area 4	Tobacco User/Non-Tobacco User	47	528.58	541.79
	16322PA0040010	Rating Area 4	Tobacco User/Non-Tobacco User	48	552.92	566.75
	16322PA0040010	Rating Area 4	Tobacco User/Non-Tobacco User	49	576.94	591.36
	16322PA0040010	Rating Area 4	Tobacco User/Non-Tobacco User	50	603.99	619.09
	16322PA0040010	Rating Area 4	Tobacco User/Non-Tobacco User	51	630.71	646.47
	16322PA0040010	Rating Area 4	Tobacco User/Non-Tobacco User	52	660.13	676.63
	16322PA0040010	Rating Area 4	Tobacco User/Non-Tobacco User	53	689.89	707.13
	16322PA0040010	Rating Area 4	Tobacco User/Non-Tobacco User	54	722.01	740.06
	16322PA0040010	Rating Area 4	Tobacco User/Non-Tobacco User	55	754.14	772.99
	16322PA0040010	Rating Area 4	Tobacco User/Non-Tobacco User	56	788.97	808.70
	16322PA0040010	Rating Area 4	Tobacco User/Non-Tobacco User	57	824.14	844.75
	16322PA0040010	Rating Area 4	Tobacco User/Non-Tobacco User	58	861.68	883.22
	16322PA0040010	Rating Area 4	Tobacco User/Non-Tobacco User	59	880.28	902.29
	16322PA0040010	Rating Area 4	Tobacco User/Non-Tobacco User	60	917.82	940.77
	16322PA0040010	Rating Area 4	Tobacco User/Non-Tobacco User	61	950.29	974.04
	16322PA0040010	Rating Area 4	Tobacco User/Non-Tobacco User	62	971.59	995.88
	16322PA0040010	Rating Area 4	Tobacco User/Non-Tobacco User	63	998.31	1023.27
	16322PA0040010	Rating Area 4	Tobacco User/Non-Tobacco User	64 and over	1014.54	1039.90
	16322PA0040010	Rating Area 5	Tobacco User/Non-Tobacco User	0-14	258.71	258.71
	16322PA0040010	Rating Area 5	Tobacco User/Non-Tobacco User	15	281.70	281.70
	16322PA0040010	Rating Area 5	Tobacco User/Non-Tobacco User	16	290.50	290.50
	16322PA0040010	Rating Area 5	Tobacco User/Non-Tobacco User	17	299.29	299.29
	16322PA0040010	Rating Area 5	Tobacco User/Non-Tobacco User	18	308.76	308.76
	16322PA0040010	Rating Area 5	Tobacco User/Non-Tobacco User	19	318.23	318.23
	16322PA0040010	Rating Area 5	Tobacco User/Non-Tobacco User	20	328.03	328.03
	16322PA0040010	Rating Area 5	Tobacco User/Non-Tobacco User	21	338.18	346.63
	16322PA0040010	Rating Area 5	Tobacco User/Non-Tobacco User	22	338.18	346.63
	16322PA0040010	Rating Area 5	Tobacco User/Non-Tobacco User	23	338.18	346.63
	16322PA0040010	Rating Area 5	Tobacco User/Non-Tobacco User	24	338.18	346.63
	16322PA0040010	Rating Area 5	Tobacco User/Non-Tobacco User	25	339.53	348.02
	16322PA0040010	Rating Area 5	Tobacco User/Non-Tobacco User	26	346.30	354.95
	16322PA0040010	Rating Area 5	Tobacco User/Non-Tobacco User	27	354.41	363.27
	16322PA0040010	Rating Area 5	Tobacco User/Non-Tobacco User	28	367.60	376.79
	16322PA0040010	Rating Area 5	Tobacco User/Non-Tobacco User	29	378.42	387.88
	16322PA0040010	Rating Area 5</				



	16322PA0040010	Rating Area 6	Tobacco User/Non-Tobacco User	57	1220.99	1251.51
	16322PA0040010	Rating Area 6	Tobacco User/Non-Tobacco User	58	1276.60	1308.51
	16322PA0040010	Rating Area 6	Tobacco User/Non-Tobacco User	59	1304.16	1336.76
	16322PA0040010	Rating Area 6	Tobacco User/Non-Tobacco User	60	1359.77	1393.76
	16322PA0040010	Rating Area 6	Tobacco User/Non-Tobacco User	61	1407.87	1443.06
	16322PA0040010	Rating Area 6	Tobacco User/Non-Tobacco User	62	1439.43	1475.42
	16322PA0040010	Rating Area 6	Tobacco User/Non-Tobacco User	63	1479.01	1515.99
	16322PA0040010	Rating Area 6	Tobacco User/Non-Tobacco User	64 and over	1503.06	1540.64
	16322PA0040024	Rating Area 1	Tobacco User/Non-Tobacco User	0-14	178.45	178.45
	16322PA0040024	Rating Area 1	Tobacco User/Non-Tobacco User	15	194.31	194.31
	16322PA0040024	Rating Area 1	Tobacco User/Non-Tobacco User	16	200.38	200.38
	16322PA0040024	Rating Area 1	Tobacco User/Non-Tobacco User	17	206.44	206.44
	16322PA0040024	Rating Area 1	Tobacco User/Non-Tobacco User	18	212.98	212.98
	16322PA0040024	Rating Area 1	Tobacco User/Non-Tobacco User	19	219.51	219.51
	16322PA0040024	Rating Area 1	Tobacco User/Non-Tobacco User	20	226.27	226.27
	16322PA0040024	Rating Area 1	Tobacco User/Non-Tobacco User	21	233.27	239.10
	16322PA0040024	Rating Area 1	Tobacco User/Non-Tobacco User	22	233.27	239.10
	16322PA0040024	Rating Area 1	Tobacco User/Non-Tobacco User	23	233.27	239.10
	16322PA0040024	Rating Area 1	Tobacco User/Non-Tobacco User	24	233.27	239.10
	16322PA0040024	Rating Area 1	Tobacco User/Non-Tobacco User	25	234.20	240.06
	16322PA0040024	Rating Area 1	Tobacco User/Non-Tobacco User	26	238.87	244.84
	16322PA0040024	Rating Area 1	Tobacco User/Non-Tobacco User	27	244.47	250.58
	16322PA0040024	Rating Area 1	Tobacco User/Non-Tobacco User	28	253.56	259.90
	16322PA0040024	Rating Area 1	Tobacco User/Non-Tobacco User	29	261.03	267.55
	16322PA0040024	Rating Area 1	Tobacco User/Non-Tobacco User	30	264.76	271.38
	16322PA0040024	Rating Area 1	Tobacco User/Non-Tobacco User	31	270.36	277.12
	16322PA0040024	Rating Area 1	Tobacco User/Non-Tobacco User	32	275.96	282.86
	16322PA0040024	Rating Area 1	Tobacco User/Non-Tobacco User	33	279.46	286.44
	16322PA0040024	Rating Area 1	Tobacco User/Non-Tobacco User	34	283.19	290.27
	16322PA0040024	Rating Area 1	Tobacco User/Non-Tobacco User	35	285.06	292.18
	16322PA0040024	Rating Area 1	Tobacco User/Non-Tobacco User	36	286.92	294.10
	16322PA0040024	Rating Area 1	Tobacco User/Non-Tobacco User	37	288.79	296.01
	16322PA0040024	Rating Area 1	Tobacco User/Non-Tobacco User	38	290.65	297.92
	16322PA0040024	Rating Area 1	Tobacco User/Non-Tobacco User	39	294.39	301.75
	16322PA0040024	Rating Area 1	Tobacco User/Non-Tobacco User	40	298.12	305.57
	16322PA0040024	Rating Area 1	Tobacco User/Non-Tobacco User	41	303.72	311.31
	16322PA0040024	Rating Area 1	Tobacco User/Non-Tobacco User	42	309.08	316.81
	16322PA0040024	Rating Area 1	Tobacco User/Non-Tobacco User	43	316.55	324.46
	16322PA0040024	Rating Area 1	Tobacco User/Non-Tobacco User	44	325.88	334.03
	16322PA0040024	Rating Area 1	Tobacco User/Non-Tobacco User	45	336.84	345.26
	16322PA0040024	Rating Area 1	Tobacco User/Non-Tobacco User	46	349.91	358.65
	16322PA0040024	Rating Area 1	Tobacco User/Non-Tobacco User	47	364.60	373.72
	16322PA0040024	Rating Area 1	Tobacco User/Non-Tobacco User	48	381.40	390.93
	16322PA0040024	Rating Area 1	Tobacco User/Non-Tobacco User	49	397.96	407.91
	16322PA0040024	Rating Area 1	Tobacco User/Non-Tobacco User	50	416.62	427.04
	16322PA0040024	Rating Area 1	Tobacco User/Non-Tobacco User	51	435.05	445.92
	16322PA0040024	Rating Area 1	Tobacco User/Non-Tobacco User	52	455.34	466.73
	16322PA0040024	Rating Area 1	Tobacco User/Non-Tobacco User	53	475.87	487.77
	16322PA0040024	Rating Area 1	Tobacco User/Non-Tobacco User	54	498.03	510.48
	16322PA0040024	Rating Area 1	Tobacco User/Non-Tobacco User	55	520.19	533.20
	16322PA0040024	Rating Area 1	Tobacco User/Non-Tobacco User	56	544.22	557.82
	16322PA0040024	Rating Area 1	Tobacco User/Non-Tobacco User	57	568.48	582.69
	16322PA0040					



16322PA0040024	Rating Area 4	Tobacco User/Non-Tobacco User	34	283.19	290.27
	Rating Area 4	Tobacco User/Non-Tobacco User	35	285.06	292.18
	Rating Area 4	Tobacco User/Non-Tobacco User	36	286.92	294.10
	Rating Area 4	Tobacco User/Non-Tobacco User	37	288.79	296.01
	Rating Area 4	Tobacco User/Non-Tobacco User	38	290.65	297.92
	Rating Area 4	Tobacco User/Non-Tobacco User	39	294.39	301.75
	Rating Area 4	Tobacco User/Non-Tobacco User	40	298.12	305.57
	Rating Area 4	Tobacco User/Non-Tobacco User	41	303.72	311.31
	Rating Area 4	Tobacco User/Non-Tobacco User	42	309.08	316.81
	Rating Area 4	Tobacco User/Non-Tobacco User	43	316.55	324.46
	Rating Area 4	Tobacco User/Non-Tobacco User	44	325.88	334.03
	Rating Area 4	Tobacco User/Non-Tobacco User	45	336.84	345.26
	Rating Area 4	Tobacco User/Non-Tobacco User	46	349.91	358.65
	Rating Area 4	Tobacco User/Non-Tobacco User	47	364.60	373.72
	Rating Area 4	Tobacco User/Non-Tobacco User	48	381.40	390.93
	Rating Area 4	Tobacco User/Non-Tobacco User	49	397.96	407.91
	Rating Area 4	Tobacco User/Non-Tobacco User	50	416.62	427.04
	Rating Area 4	Tobacco User/Non-Tobacco User	51	435.05	445.92
	Rating Area 4	Tobacco User/Non-Tobacco User	52	455.34	466.73
	Rating Area 4	Tobacco User/Non-Tobacco User	53	475.87	487.77
	Rating Area 4	Tobacco User/Non-Tobacco User	54	498.03	510.48
	Rating Area 4	Tobacco User/Non-Tobacco User	55	520.19	533.20
	Rating Area 4	Tobacco User/Non-Tobacco User	56	544.22	557.82
	Rating Area 4	Tobacco User/Non-Tobacco User	57	568.48	582.69
	Rating Area 4	Tobacco User/Non-Tobacco User	58	594.37	609.23
	Rating Area 4	Tobacco User/Non-Tobacco User	59	607.20	622.38
	Rating Area 4	Tobacco User/Non-Tobacco User	60	633.09	648.92
	Rating Area 4	Tobacco User/Non-Tobacco User	61	655.49	671.88
	Rating Area 4	Tobacco User/Non-Tobacco User	62	670.18	686.94
	Rating Area 4	Tobacco User/Non-Tobacco User	63	688.61	705.83
	Rating Area 4	Tobacco User/Non-Tobacco User	64 and over	699.81	717.31
16322PA0040024	Rating Area 5	Tobacco User/Non-Tobacco User	0-14	178.45	178.45
16322PA0040024	Rating Area 5	Tobacco User/Non-Tobacco User	15	194.31	194.31
16322PA0040024	Rating Area 5	Tobacco User/Non-Tobacco User	16	200.38	200.38
16322PA0040024	Rating Area 5	Tobacco User/Non-Tobacco User	17	206.44	206.44
16322PA0040024	Rating Area 5	Tobacco User/Non-Tobacco User	18	212.98	212.98
16322PA0040024	Rating Area 5	Tobacco User/Non-Tobacco User	19	219.51	219.51
16322PA0040024	Rating Area 5	Tobacco User/Non-Tobacco User	20	226.27	226.27
16322PA0040024	Rating Area 5	Tobacco User/Non-Tobacco User	21	233.27	239.10
16322PA0040024	Rating Area 5	Tobacco User/Non-Tobacco User	22	233.27	239.10
16322PA0040024	Rating Area 5	Tobacco User/Non-Tobacco User	23	233.27	239.10
16322PA0040024	Rating Area 5	Tobacco User/Non-Tobacco User	24	233.27	239.10
16322PA0040024	Rating Area 5	Tobacco User/Non-Tobacco User	25	234.20	240.06
16322PA0040024	Rating Area 5	Tobacco User/Non-Tobacco User	26	238.87	244.84
16322PA0040024	Rating Area 5	Tobacco User/Non-Tobacco User	27	244.47	250.58
16322PA0040024	Rating Area 5	Tobacco User/Non-Tobacco User	28	253.56	259.90
16322PA0040024	Rating Area 5	Tobacco User/Non-Tobacco User	29	261.03	267.55
16322PA0040024	Rating Area 5	Tobacco User/Non-Tobacco User	30	264.76	271.38
16322PA0040024	Rating Area 5	Tobacco User/Non-Tobacco User	31	270.36	277.12
16322PA0040024	Rating Area 5	Tobacco User/Non-Tobacco User	32	275.96	282.86
16322PA0040024	Rating Area 5	Tobacco User/Non-Tobacco User	33	279.46	286.44
16322PA0040024	Rating Area 5	Tobacco User/Non-Tobacco User	34	283.19	290.27
16322PA0040024	Rating Area 5	Tobacco User/Non-Tobacco User	35	285.06	292.18
16322PA0040024	Rating Area 5	Tobacco User/Non-Tobacco User	36	286.92	294.10
16322PA0040024	Rating Area 5	Tobacco User/Non-Tobacco User	37	288.79	296.01
16322PA0040024	Rating Area 5	Tobacco User/Non-Tobacco User	38	290.65	297.92
16322PA0040024	Rating Area 5	Tobacco User/Non-Tobacco User	39	294.39	301.75
16322PA0040024	Rating Area 5	Tobacco User/Non-Tobacco User	40	298.12	305.57
16322PA0040024	Rating Area 5	Tobacco User/Non-Tobacco User	41	303.72	311.31
16322PA0040024	Rating Area 5	Tobacco User/Non-Tobacco User	42	309.08	316.81
16322PA0040024	Rating Area 5	Tobacco User/Non-Tobacco User	43	316.55	324.46
16322PA0040024	Rating Area 5	Tobacco User/Non-Tobacco User	44	325.88	334.03
16322PA0040024	Rating Area 5	Tobacco User/Non-Tobacco User	45	336.84	345.26
16322PA0040024	Rating Area 5	Tobacco User/Non-Tobacco User	46	349.91	358.65
16322PA0040024	Rating Area 5	Tobacco User/Non-Tobacco User	47	364.60	373.72
16322PA0040024	Rating Area 5	Tobacco User/Non-Tobacco User	48	381.40	390.93
16322PA0040024	Rating Area 5	Tobacco User/Non-Tobacco User	49	397.96	407.91
16322PA0040024	Rating Area 5	Tobacco User/Non-Tobacco User	50	416.62	427.04
16322PA0040024	Rating Area 5	Tobacco User/Non-Tobacco User	51	435.05	445.92
16322PA0040024	Rating Area 5	Tobacco User/Non-Tobacco User	52	455.34	466.73
16322PA0040024	Rating Area 5	Tobacco User/Non-Tobacco User	53	475.87	487.77
16322PA0040024	Rating Area 5	Tobacco User/Non-Tobacco User	54	498.03	510.48
16322PA0040024	Rating Area 5	Tobacco User/Non-Tobacco User	55	520.19	533.20
16322PA0040024	Rating Area 5	Tobacco User/Non-Tobacco User	56	544.22	557.82
16322PA0040024	Rating Area 5	Tobacco User/Non-Tobacco User	57	568.48	582.69
16322PA0040024	Rating Area 5	Tobacco User/Non-Tobacco User	58	594.37	609.23
16322PA0040024	Rating Area 5	Tobacco User/Non-Tobacco User	59	607.20	622.38
16322PA0040024	Rating Area 5	Tobacco User/Non-Tobacco User	60	633.09	648.92
16322PA0040024	Rating Area 5	Tobacco User/Non-Tobacco User	61	655.49	671.88
16322PA0040024	Rating Area 5	Tobacco User/Non-Tobacco User	62	670.18	686.94
16322PA0040024	Rating Area 5	Tobacco User/Non-Tobacco User	63	688.61	705.83
16322PA0040024	Rating Area 5	Tobacco User/Non-Tobacco User	64 and over	699.81	717.31
16322PA0040024	Rating Area 6	Tobacco User/Non-Tobacco User	0-14	264.38	264.38
16322PA0040024	Rating Area 6	Tobacco User/Non-Tobacco User	15	287.88	287.88
16322PA0040024	Rating Area 6	Tobacco User/Non-Tobacco User	16	296.86	296.86
16322PA0040024	Rating Area 6	Tobacco User/Non-Tobacco User	17	305.85	305.85
16322PA0040024	Rating Area 6	Tobacco User/Non-Tobacco User	18	315.52	315.52
16322PA0040024	Rating Area 6	Tobacco User/Non-Tobacco User	19	325.20	325.20
16322PA0040024	Rating Area 6	Tobacco User/Non-Tobacco User	20	335.22	335.22
16322PA0040024	Rating Area 6	Tobacco User/Non-Tobacco User	21	345.59	354.23
16322PA0040024	Rating Area 6	Tobacco User/Non-Tobacco User	22	345.59	354.23
16322PA0040024	Rating Area 6	Tobacco User/Non-Tobacco User	23	345.59	354.23
16322PA0040024	Rating Area 6	Tobacco User/Non-Tobacco User	24	345.59	354.23
16322PA0040024	Rating Area 6	Tobacco User/Non-Tobacco User	25	346.97	355.65
16322PA0040024	Rating Area 6	Tobacco User/Non-Tobacco User	26	353.88	362.73
16322PA0040024	Rating Area 6	Tobacco User/Non-Tobacco User	27	362.18	371.23
16322PA0040024	Rating Area 6	Tobacco User/Non-Tobacco User	28	375.66	385.05
16322PA0040024	Rating Area 6	Tobacco User/Non-Tobacco User	29	386.72	396.38
16322PA0040024	Rating Area 6	Tobacco User/Non-Tobacco User	30	392.24	402.05
16322PA0040024	Rating Area 6	Tobacco User/Non-Tobacco User	31	400.54	410.55
16322PA0040024	Rating Area 6	Tobacco User/Non-Tobacco User	32	408.83	419.05
16322PA0040024	Rating Area 6	Tobacco User/Non-Tobacco User	33	414.02	424.37
16322PA0040024	Rating Area 6	Tobacco User/Non-Tobacco User	34	419.55	430.03
16322PA0040024	Rating Area 6	Tobacco User/Non-Tobacco User	35	422.31	432.87
16322PA0040024	Rating Area 6	Tobacco User/Non-Tobacco User	36	425.08	435.70
16322PA0040024	Rating Area 6	Tobacco User/Non-Tobacco User	37	427.84	438.54
16322PA0040024	Rating Area 6	Tobacco User/Non-Tobacco User	38	430.61	441.37
16322PA0040024	Rating Area 6	Tobacco User/Non-Tobacco User	39	436.13	447.04
16322PA0040024	Rating Area 6	Tobacco User/Non-Tobacco User	40	441.66	452.71
16322PA0040024	Rating Area 6	Tobacco User/Non-Tobacco User	41	449.96	461.21
16322PA0040024	Rating Area 6	Tobacco User/Non-Tobacco User	42	457.91	469.35
16322PA0040024	Rating Area 6	Tobacco User/Non-Tobacco User	43	468.97	480.69
16322PA0040024	Rating Area 6	Tobacco User/Non-Tobacco User	44	482.79	494.86
16322PA0040024	Rating Area 6	Tobacco User/Non-Tobacco User	45	499.03	511.51
16322PA0040024	Rating Area 6	Tobacco User/Non-Tobacco User	46	518.39	531.34
16322PA0040024	Rating Area 6	Tobacco User/Non-Tobacco User	47	540.16	553.66
16322PA0040024	Rating Area 6	Tobacco User/Non-Tobacco User	48	565.04	579.17
16322PA0040024	Rating Area 6	Tobacco User/Non-Tobacco User	49	589.58	604.32
16322PA0040024	Rating Area 6	Tobacco User/Non-Tobacco User	50	617.22	632.65
16322PA0040024	Rating Area 6	Tobacco User/Non-Tobacco User	51	644.53	660.64
16322PA0040024	Rating Area 6	Tobacco User/Non-Tobacco User	52	674.59	691.46
16322PA0040024	Rating Area 6	Tobacco User/Non-Tobacco User	53	705.00	722.63
16322PA0040024	Rating Area 6	Tobacco User/Non-Tobacco User	54	737.83	756.28
16322PA0040024	Rating Area 6	Tobacco User/Non-Tobacco User	55	770.67	789.93
16322PA0040024	Rating Area 6	Tobacco User/Non-Tobacco User	56	806.26	826.42
16322PA0040024	Rating Area 6	Tobacco User/Non-Tobacco User	57	842.20	863.26
16322PA0040024	Rating Area 6	Tobacco User/Non-Tobacco User	58	880.56	902.58
16322PA0040024	Rating Area 6	Tobacco User/Non-Tobacco User	59	899.57	922.06
16322PA0040024	Rating Area 6	Tobacco User/Non-Tobacco User	60	937.93	961.38
16322PA0040024	Rating Area 6	Tobacco User/Non-Tobacco User	61	971.11	995.39

	16322PA0040024	Rating Area 6	Tobacco User/Non-Tobacco User	62	992.88	1017.70
	16322PA0040024	Rating Area 6	Tobacco User/Non-Tobacco User	63	1020.18	1045.69
	16322PA0040024	Rating Area 6	Tobacco User/Non-Tobacco User	64 and over	1036.77	1062.69
	16322PA0040025	Rating Area 1	Tobacco User/Non-Tobacco User	0-14	215.23	215.23
	16322PA0040025	Rating Area 1	Tobacco User/Non-Tobacco User	15	234.36	234.36
	16322PA0040025	Rating Area 1	Tobacco User/Non-Tobacco User	16	241.67	241.67
	16322PA0040025	Rating Area 1	Tobacco User/Non-Tobacco User	17	248.99	248.99
	16322PA0040025	Rating Area 1	Tobacco User/Non-Tobacco User	18	256.86	256.86
	16322PA0040025	Rating Area 1	Tobacco User/Non-Tobacco User	19	264.74	264.74
	16322PA0040025	Rating Area 1	Tobacco User/Non-Tobacco User	20	272.90	272.90
	16322PA0040025	Rating Area 1	Tobacco User/Non-Tobacco User	21	281.34	288.37
	16322PA0040025	Rating Area 1	Tobacco User/Non-Tobacco User	22	281.34	288.37
	16322PA0040025	Rating Area 1	Tobacco User/Non-Tobacco User	23	281.34	288.37
	16322PA0040025	Rating Area 1	Tobacco User/Non-Tobacco User	24	281.34	288.37
	16322PA0040025	Rating Area 1	Tobacco User/Non-Tobacco User	25	282.47	289.53
	16322PA0040025	Rating Area 1	Tobacco User/Non-Tobacco User	26	288.09	295.29
	16322PA0040025	Rating Area 1	Tobacco User/Non-Tobacco User	27	294.84	302.22
	16322PA0040025	Rating Area 1	Tobacco User/Non-Tobacco User	28	305.82	313.46
	16322PA0040025	Rating Area 1	Tobacco User/Non-Tobacco User	29	314.82	322.69
	16322PA0040025	Rating Area 1	Tobacco User/Non-Tobacco User	30	319.32	327.30
	16322PA0040025	Rating Area 1	Tobacco User/Non-Tobacco User	31	326.07	334.22
	16322PA0040025	Rating Area 1	Tobacco User/Non-Tobacco User	32	332.83	341.15
	16322PA0040025	Rating Area 1	Tobacco User/Non-Tobacco User	33	337.05	345.47
	16322PA0040025	Rating Area 1	Tobacco User/Non-Tobacco User	34	341.55	350.09
	16322PA0040025	Rating Area 1	Tobacco User/Non-Tobacco User	35	343.80	352.39
	16322PA0040025	Rating Area 1	Tobacco User/Non-Tobacco User	36	346.05	354.70
	16322PA0040025	Rating Area 1	Tobacco User/Non-Tobacco User	37	348.30	357.01
	16322PA0040025	Rating Area 1	Tobacco User/Non-Tobacco User	38	350.55	359.31
	16322PA0040025	Rating Area 1	Tobacco User/Non-Tobacco User	39	355.05	363.93
	16322PA0040025	Rating Area 1	Tobacco User/Non-Tobacco User	40	359.55	368.54
	16322PA0040025	Rating Area 1	Tobacco User/Non-Tobacco User	41	366.30	375.46
	16322PA0040025	Rating Area 1	Tobacco User/Non-Tobacco User	42	372.78	382.09
	16322PA0040025	Rating Area 1	Tobacco User/Non-Tobacco User	43	381.78	391.32
	16322PA0040025	Rating Area 1	Tobacco User/Non-Tobacco User	44	393.03	402.86
	16322PA0040025	Rating Area 1	Tobacco User/Non-Tobacco User	45	406.25	416.41
	16322PA0040025	Rating Area 1	Tobacco User/Non-Tobacco User	46	422.01	432.56
	16322PA0040025	Rating Area 1	Tobacco User/Non-Tobacco User	47	439.73	450.73
	16322PA0040025	Rating Area 1	Tobacco User/Non-Tobacco User	48	459.99	471.49
	16322PA0040025	Rating Area 1	Tobacco User/Non-Tobacco User	49	479.97	491.97
	16322PA0040025	Rating Area 1	Tobacco User/Non-Tobacco User	50	502.47	515.04
	16322PA0040025	Rating Area 1	Tobacco User/Non-Tobacco User	51	524.70	537.82
	16322PA0040025	Rating Area 1	Tobacco User/Non-Tobacco User	52	549.18	562.91
	16322PA0040025	Rating Area 1	Tobacco User/Non-Tobacco User	53	573.93	588.28
	16322PA0040025	Rating Area 1	Tobacco User/Non-Tobacco User	54	600.66	615.68
	16322PA0040025	Rating Area 1	Tobacco User/Non-Tobacco User	55	627.39	643.07
	16322PA0040025	Rating Area 1	Tobacco User/Non-Tobacco User	56	656.37	672.78
	16322PA0040025	Rating Area 1	Tobacco User/Non-Tobacco User	57	685.63	702.77
	16322PA0040025	Rating Area 1	Tobacco User/Non-Tobacco User	58	716.85	734.78
	16322PA0040025	Rating Area 1	Tobacco User/Non-Tobacco User	59	732.33	750.64
	16322PA0040025	Rating Area 1	Tobacco User/Non-Tobacco User	60	763.56	782.65
	16322PA0040025	Rating Area 1	Tobacco User/Non-Tobacco User	61	790.57	810.33
	16322PA0040025	Rating Area 1	Tobacco User/Non-Tobacco User	62	808.29	828.50
	16322PA0040025	Rating Area				

	16322PA0040025	Rating Area 4	Tobacco User/Non-Tobacco User	39	355.05	363.93
	16322PA0040025	Rating Area 4	Tobacco User/Non-Tobacco User	40	359.55	368.54
	16322PA0040025	Rating Area 4	Tobacco User/Non-Tobacco User	41	366.30	375.46
	16322PA0040025	Rating Area 4	Tobacco User/Non-Tobacco User	42	372.78	382.09
	16322PA0040025	Rating Area 4	Tobacco User/Non-Tobacco User	43	381.78	391.32
	16322PA0040025	Rating Area 4	Tobacco User/Non-Tobacco User	44	393.03	402.86
	16322PA0040025	Rating Area 4	Tobacco User/Non-Tobacco User	45	406.25	416.41
	16322PA0040025	Rating Area 4	Tobacco User/Non-Tobacco User	46	422.01	432.56
	16322PA0040025	Rating Area 4	Tobacco User/Non-Tobacco User	47	439.73	450.73
	16322PA0040025	Rating Area 4	Tobacco User/Non-Tobacco User	48	459.99	471.49
	16322PA0040025	Rating Area 4	Tobacco User/Non-Tobacco User	49	479.97	491.97
	16322PA0040025	Rating Area 4	Tobacco User/Non-Tobacco User	50	502.47	515.04
	16322PA0040025	Rating Area 4	Tobacco User/Non-Tobacco User	51	524.70	537.82
	16322PA0040025	Rating Area 4	Tobacco User/Non-Tobacco User	52	549.18	562.91
	16322PA0040025	Rating Area 4	Tobacco User/Non-Tobacco User	53	573.93	588.28
	16322PA0040025	Rating Area 4	Tobacco User/Non-Tobacco User	54	600.66	615.68
	16322PA0040025	Rating Area 4	Tobacco User/Non-Tobacco User	55	627.39	643.07
	16322PA0040025	Rating Area 4	Tobacco User/Non-Tobacco User	56	656.37	672.78
	16322PA0040025	Rating Area 4	Tobacco User/Non-Tobacco User	57	685.63	702.77
	16322PA0040025	Rating Area 4	Tobacco User/Non-Tobacco User	58	716.85	734.78
	16322PA0040025	Rating Area 4	Tobacco User/Non-Tobacco User	59	732.33	750.64
	16322PA0040025	Rating Area 4	Tobacco User/Non-Tobacco User	60	763.56	782.65
	16322PA0040025	Rating Area 4	Tobacco User/Non-Tobacco User	61	790.57	810.33
	16322PA0040025	Rating Area 4	Tobacco User/Non-Tobacco User	62	808.29	828.50
	16322PA0040025	Rating Area 4	Tobacco User/Non-Tobacco User	63	830.52	851.28
	16322PA0040025	Rating Area 4	Tobacco User/Non-Tobacco User	64 and over	844.02	865.12
	16322PA0040025	Rating Area 5	Tobacco User/Non-Tobacco User	0-14	215.23	215.23
	16322PA0040025	Rating Area 5	Tobacco User/Non-Tobacco User	15	234.36	234.36
	16322PA0040025	Rating Area 5	Tobacco User/Non-Tobacco User	16	241.67	241.67
	16322PA0040025	Rating Area 5	Tobacco User/Non-Tobacco User	17	248.99	248.99
	16322PA0040025	Rating Area 5	Tobacco User/Non-Tobacco User	18	256.86	256.86
	16322PA0040025	Rating Area 5	Tobacco User/Non-Tobacco User	19	264.74	264.74
	16322PA0040025	Rating Area 5	Tobacco User/Non-Tobacco User	20	272.90	272.90
	16322PA0040025	Rating Area 5	Tobacco User/Non-Tobacco User	21	281.34	288.37
	16322PA0040025	Rating Area 5	Tobacco User/Non-Tobacco User	22	281.34	288.37
	16322PA0040025	Rating Area 5	Tobacco User/Non-Tobacco User	23	281.34	288.37
	16322PA0040025	Rating Area 5	Tobacco User/Non-Tobacco User	24	281.34	288.37
	16322PA0040025	Rating Area 5	Tobacco User/Non-Tobacco User	25	282.47	289.53
	16322PA0040025	Rating Area 5	Tobacco User/Non-Tobacco User	26	288.09	295.29
	16322PA0040025	Rating Area 5	Tobacco User/Non-Tobacco User	27	294.84	302.22
	16322PA0040025	Rating Area 5	Tobacco User/Non-Tobacco User	28	305.82	313.46
	16322PA0040025	Rating Area 5	Tobacco User/Non-Tobacco User	29	314.82	322.69
	16322PA0040025	Rating Area 5	Tobacco User/Non-Tobacco User	30	319.32	327.30
	16322PA0040025	Rating Area 5	Tobacco User/Non-Tobacco User	31	326.07	334.22
	16322PA0040025	Rating Area 5	Tobacco User/Non-Tobacco User	32	332.83	341.15
	16322PA0040025	Rating Area 5	Tobacco User/Non-Tobacco User	33	337.05	345.47
	16322PA0040025	Rating Area 5	Tobacco User/Non-Tobacco User	34	341.55	350.09
	16322PA0040025	Rating Area 5	Tobacco User/Non-Tobacco User	35	343.80	352.39
	16322PA0040025	Rating Area 5	Tobacco User/Non-Tobacco User	36	346.05	354.70
	16322PA0040025	Rating Area 5	Tobacco User/Non-Tobacco User	37	348.30	357.01
	16322PA0040025	Rating Area 5	Tobacco User/Non-Tobacco User	38	350.55	359.31
	16322PA0040025	Rating Area 5	Tobacco User/Non-Tobacco User	39	355.05	363.93
	16322PA0040025	Rating Area 5				

	16322PA0040026	Rating Area 1	Tobacco User/Non-Tobacco User	16	189.57	189.57
	16322PA0040026	Rating Area 1	Tobacco User/Non-Tobacco User	17	195.31	195.31
	16322PA0040026	Rating Area 1	Tobacco User/Non-Tobacco User	18	201.49	201.49
	16322PA0040026	Rating Area 1	Tobacco User/Non-Tobacco User	19	207.67	207.67
	16322PA0040026	Rating Area 1	Tobacco User/Non-Tobacco User	20	214.07	214.07
	16322PA0040026	Rating Area 1	Tobacco User/Non-Tobacco User	21	220.69	226.21
	16322PA0040026	Rating Area 1	Tobacco User/Non-Tobacco User	22	220.69	226.21
	16322PA0040026	Rating Area 1	Tobacco User/Non-Tobacco User	23	220.69	226.21
	16322PA0040026	Rating Area 1	Tobacco User/Non-Tobacco User	24	220.69	226.21
	16322PA0040026	Rating Area 1	Tobacco User/Non-Tobacco User	25	221.57	227.11
	16322PA0040026	Rating Area 1	Tobacco User/Non-Tobacco User	26	225.99	231.64
	16322PA0040026	Rating Area 1	Tobacco User/Non-Tobacco User	27	231.28	237.07
	16322PA0040026	Rating Area 1	Tobacco User/Non-Tobacco User	28	239.89	245.89
	16322PA0040026	Rating Area 1	Tobacco User/Non-Tobacco User	29	246.95	253.13
	16322PA0040026	Rating Area 1	Tobacco User/Non-Tobacco User	30	250.48	256.75
	16322PA0040026	Rating Area 1	Tobacco User/Non-Tobacco User	31	255.78	262.17
	16322PA0040026	Rating Area 1	Tobacco User/Non-Tobacco User	32	261.08	267.60
	16322PA0040026	Rating Area 1	Tobacco User/Non-Tobacco User	33	264.39	271.00
	16322PA0040026	Rating Area 1	Tobacco User/Non-Tobacco User	34	267.92	274.62
	16322PA0040026	Rating Area 1	Tobacco User/Non-Tobacco User	35	269.68	276.43
	16322PA0040026	Rating Area 1	Tobacco User/Non-Tobacco User	36	271.45	278.23
	16322PA0040026	Rating Area 1	Tobacco User/Non-Tobacco User	37	273.21	280.04
	16322PA0040026	Rating Area 1	Tobacco User/Non-Tobacco User	38	274.98	281.85
	16322PA0040026	Rating Area 1	Tobacco User/Non-Tobacco User	39	278.51	285.47
	16322PA0040026	Rating Area 1	Tobacco User/Non-Tobacco User	40	282.04	289.09
	16322PA0040026	Rating Area 1	Tobacco User/Non-Tobacco User	41	287.34	294.52
	16322PA0040026	Rating Area 1	Tobacco User/Non-Tobacco User	42	292.41	299.72
	16322PA0040026	Rating Area 1	Tobacco User/Non-Tobacco User	43	299.48	306.96
	16322PA0040026	Rating Area 1	Tobacco User/Non-Tobacco User	44	308.30	316.01
	16322PA0040026	Rating Area 1	Tobacco User/Non-Tobacco User	45	318.68	326.64
	16322PA0040026	Rating Area 1	Tobacco User/Non-Tobacco User	46	331.04	339.31
	16322PA0040026	Rating Area 1	Tobacco User/Non-Tobacco User	47	344.94	353.56
	16322PA0040026	Rating Area 1	Tobacco User/Non-Tobacco User	48	360.83	369.85
	16322PA0040026	Rating Area 1	Tobacco User/Non-Tobacco User	49	376.50	385.91
	16322PA0040026	Rating Area 1	Tobacco User/Non-Tobacco User	50	394.15	404.01
	16322PA0040026	Rating Area 1	Tobacco User/Non-Tobacco User	51	411.59	421.88
	16322PA0040026	Rating Area 1	Tobacco User/Non-Tobacco User	52	430.79	441.56
	16322PA0040026	Rating Area 1	Tobacco User/Non-Tobacco User	53	450.21	461.46
	16322PA0040026	Rating Area 1	Tobacco User/Non-Tobacco User	54	471.17	482.95
	16322PA0040026	Rating Area 1	Tobacco User/Non-Tobacco User	55	492.14	504.44
	16322PA0040026	Rating Area 1	Tobacco User/Non-Tobacco User	56	514.87	527.74
	16322PA0040026	Rating Area 1	Tobacco User/Non-Tobacco User	57	537.82	551.27
	16322PA0040026	Rating Area 1	Tobacco User/Non-Tobacco User	58	562.32	576.38
	16322PA0040026	Rating Area 1	Tobacco User/Non-Tobacco User	59	574.46	588.82
	16322PA0040026	Rating Area 1	Tobacco User/Non-Tobacco User	60	598.95	613.93
	16322PA0040026	Rating Area 1	Tobacco User/Non-Tobacco User	61	620.14	635.64
	16322PA0040026	Rating Area 1	Tobacco User/Non-Tobacco User	62	634.04	649.89
	16322PA0040026	Rating Area 1	Tobacco User/Non-Tobacco User	63	651.48	667.76
	16322PA0040026	Rating Area 1	Tobacco User/Non-Tobacco User	64 and over	662.07	678.62
	16322PA0040026	Rating Area 2	Tobacco User/Non-Tobacco User	0-14	203.62	203.62
	16322PA0040026	Rating Area 2	Tobacco User/Non-Tobacco User	15	221.72	221.72
	16322PA0040026	Rating Area 2	Tobacco User/Non-Tobacco User	16	228.64	228.64
	16322PA0040026	Rating Area 2				

	16322PA0040026	Rating Area 4	Tobacco User/Non-Tobacco User	44	308.30	316.01
	16322PA0040026	Rating Area 4	Tobacco User/Non-Tobacco User	45	318.68	326.64
	16322PA0040026	Rating Area 4	Tobacco User/Non-Tobacco User	46	331.04	339.31
	16322PA0040026	Rating Area 4	Tobacco User/Non-Tobacco User	47	344.94	353.56
	16322PA0040026	Rating Area 4	Tobacco User/Non-Tobacco User	48	360.83	369.85
	16322PA0040026	Rating Area 4	Tobacco User/Non-Tobacco User	49	376.50	385.91
	16322PA0040026	Rating Area 4	Tobacco User/Non-Tobacco User	50	394.15	404.01
	16322PA0040026	Rating Area 4	Tobacco User/Non-Tobacco User	51	411.59	421.88
	16322PA0040026	Rating Area 4	Tobacco User/Non-Tobacco User	52	430.79	441.56
	16322PA0040026	Rating Area 4	Tobacco User/Non-Tobacco User	53	450.21	461.46
	16322PA0040026	Rating Area 4	Tobacco User/Non-Tobacco User	54	471.17	482.95
	16322PA0040026	Rating Area 4	Tobacco User/Non-Tobacco User	55	492.14	504.44
	16322PA0040026	Rating Area 4	Tobacco User/Non-Tobacco User	56	514.87	527.74
	16322PA0040026	Rating Area 4	Tobacco User/Non-Tobacco User	57	537.82	551.27
	16322PA0040026	Rating Area 4	Tobacco User/Non-Tobacco User	58	562.32	576.38
	16322PA0040026	Rating Area 4	Tobacco User/Non-Tobacco User	59	574.46	588.82
	16322PA0040026	Rating Area 4	Tobacco User/Non-Tobacco User	60	598.95	613.93
	16322PA0040026	Rating Area 4	Tobacco User/Non-Tobacco User	61	620.14	635.64
	16322PA0040026	Rating Area 4	Tobacco User/Non-Tobacco User	62	634.04	649.89
	16322PA0040026	Rating Area 4	Tobacco User/Non-Tobacco User	63	651.48	667.76
	16322PA0040026	Rating Area 4	Tobacco User/Non-Tobacco User	64 and over	662.07	678.62
	16322PA0040026	Rating Area 5	Tobacco User/Non-Tobacco User	0-14	168.83	168.83
	16322PA0040026	Rating Area 5	Tobacco User/Non-Tobacco User	15	183.83	183.83
	16322PA0040026	Rating Area 5	Tobacco User/Non-Tobacco User	16	189.57	189.57
	16322PA0040026	Rating Area 5	Tobacco User/Non-Tobacco User	17	195.31	195.31
	16322PA0040026	Rating Area 5	Tobacco User/Non-Tobacco User	18	201.49	201.49
	16322PA0040026	Rating Area 5	Tobacco User/Non-Tobacco User	19	207.67	207.67
	16322PA0040026	Rating Area 5	Tobacco User/Non-Tobacco User	20	214.07	214.07
	16322PA0040026	Rating Area 5	Tobacco User/Non-Tobacco User	21	220.69	226.21
	16322PA0040026	Rating Area 5	Tobacco User/Non-Tobacco User	22	220.69	226.21
	16322PA0040026	Rating Area 5	Tobacco User/Non-Tobacco User	23	220.69	226.21
	16322PA0040026	Rating Area 5	Tobacco User/Non-Tobacco User	24	220.69	226.21
	16322PA0040026	Rating Area 5	Tobacco User/Non-Tobacco User	25	221.57	227.11
	16322PA0040026	Rating Area 5	Tobacco User/Non-Tobacco User	26	225.99	231.64
	16322PA0040026	Rating Area 5	Tobacco User/Non-Tobacco User	27	231.28	237.07
	16322PA0040026	Rating Area 5	Tobacco User/Non-Tobacco User	28	239.89	245.89
	16322PA0040026	Rating Area 5	Tobacco User/Non-Tobacco User	29	246.95	253.13
	16322PA0040026	Rating Area 5	Tobacco User/Non-Tobacco User	30	250.48	256.75
	16322PA0040026	Rating Area 5	Tobacco User/Non-Tobacco User	31	255.78	262.17
	16322PA0040026	Rating Area 5	Tobacco User/Non-Tobacco User	32	261.08	267.60
	16322PA0040026	Rating Area 5	Tobacco User/Non-Tobacco User	33	264.39	271.00
	16322PA0040026	Rating Area 5	Tobacco User/Non-Tobacco User	34	267.92	274.62
	16322PA0040026	Rating Area 5	Tobacco User/Non-Tobacco User	35	269.68	276.43
	16322PA0040026	Rating Area 5	Tobacco User/Non-Tobacco User	36	271.45	278.23
	16322PA0040026	Rating Area 5	Tobacco User/Non-Tobacco User	37	273.21	280.04
	16322PA0040026	Rating Area 5	Tobacco User/Non-Tobacco User	38	274.98	281.85
	16322PA0040026	Rating Area 5	Tobacco User/Non-Tobacco User	39	278.51	285.47
	16322PA0040026	Rating Area 5	Tobacco User/Non-Tobacco User	40	282.04	289.09
	16322PA0040026	Rating Area 5	Tobacco User/Non-Tobacco User	41	287.34	294.52
	16322PA0040026	Rating Area 5	Tobacco User/Non-Tobacco User	42	292.41	299.72
	16322PA0040026	Rating Area 5	Tobacco User/Non-Tobacco User	43	299.48	306.96
	16322PA0040026	Rating Area 5	Tobacco User/Non-Tobacco User	44	308.30	316.01
	16322PA0040026	Rating Area 5				



16322PA0040037	Rating Area 1	Tobacco User/Non-Tobacco User	21	292.47	299.78
	Rating Area 1	Tobacco User/Non-Tobacco User	22	292.47	299.78
	Rating Area 1	Tobacco User/Non-Tobacco User	23	292.47	299.78
	Rating Area 1	Tobacco User/Non-Tobacco User	24	292.47	299.78
	Rating Area 1	Tobacco User/Non-Tobacco User	25	293.64	300.98
	Rating Area 1	Tobacco User/Non-Tobacco User	26	299.49	306.98
	Rating Area 1	Tobacco User/Non-Tobacco User	27	306.51	314.17
	Rating Area 1	Tobacco User/Non-Tobacco User	28	317.91	325.86
	Rating Area 1	Tobacco User/Non-Tobacco User	29	327.27	335.46
	Rating Area 1	Tobacco User/Non-Tobacco User	30	331.95	340.25
	Rating Area 1	Tobacco User/Non-Tobacco User	31	338.97	347.45
	Rating Area 1	Tobacco User/Non-Tobacco User	32	345.99	354.64
	Rating Area 1	Tobacco User/Non-Tobacco User	33	350.38	359.14
	Rating Area 1	Tobacco User/Non-Tobacco User	34	355.06	363.94
	Rating Area 1	Tobacco User/Non-Tobacco User	35	357.40	366.33
	Rating Area 1	Tobacco User/Non-Tobacco User	36	359.74	368.73
	Rating Area 1	Tobacco User/Non-Tobacco User	37	362.08	371.13
	Rating Area 1	Tobacco User/Non-Tobacco User	38	364.42	373.53
	Rating Area 1	Tobacco User/Non-Tobacco User	39	369.10	378.32
	Rating Area 1	Tobacco User/Non-Tobacco User	40	373.78	383.12
	Rating Area 1	Tobacco User/Non-Tobacco User	41	380.80	390.32
	Rating Area 1	Tobacco User/Non-Tobacco User	42	387.52	397.21
	Rating Area 1	Tobacco User/Non-Tobacco User	43	396.88	406.80
	Rating Area 1	Tobacco User/Non-Tobacco User	44	408.58	418.80
	Rating Area 1	Tobacco User/Non-Tobacco User	45	422.33	432.88
	Rating Area 1	Tobacco User/Non-Tobacco User	46	438.71	449.67
	Rating Area 1	Tobacco User/Non-Tobacco User	47	457.13	468.56
	Rating Area 1	Tobacco User/Non-Tobacco User	48	478.19	490.14
	Rating Area 1	Tobacco User/Non-Tobacco User	49	498.95	511.43
	Rating Area 1	Tobacco User/Non-Tobacco User	50	522.35	535.41
	Rating Area 1	Tobacco User/Non-Tobacco User	51	545.46	559.09
	Rating Area 1	Tobacco User/Non-Tobacco User	52	570.90	585.17
	Rating Area 1	Tobacco User/Non-Tobacco User	53	596.64	611.55
	Rating Area 1	Tobacco User/Non-Tobacco User	54	624.42	640.03
	Rating Area 1	Tobacco User/Non-Tobacco User	55	652.21	668.51
	Rating Area 1	Tobacco User/Non-Tobacco User	56	682.33	699.39
	Rating Area 1	Tobacco User/Non-Tobacco User	57	712.75	730.57
	Rating Area 1	Tobacco User/Non-Tobacco User	58	745.21	763.84
	Rating Area 1	Tobacco User/Non-Tobacco User	59	761.30	780.33
	Rating Area 1	Tobacco User/Non-Tobacco User	60	793.76	813.61
	Rating Area 1	Tobacco User/Non-Tobacco User	61	821.84	842.39
	Rating Area 1	Tobacco User/Non-Tobacco User	62	840.27	861.27
	Rating Area 1	Tobacco User/Non-Tobacco User	63	863.37	884.96
	Rating Area 1	Tobacco User/Non-Tobacco User	64 and over	877.41	899.35
16322PA0040037	Rating Area 2	Tobacco User/Non-Tobacco User	0-14	269.84	269.84
	Rating Area 2	Tobacco User/Non-Tobacco User	15	293.82	293.82
	Rating Area 2	Tobacco User/Non-Tobacco User	16	303.00	303.00
	Rating Area 2	Tobacco User/Non-Tobacco User	17	312.17	312.17
	Rating Area 2	Tobacco User/Non-Tobacco User	18	322.04	322.04
	Rating Area 2	Tobacco User/Non-Tobacco User	19	331.92	331.92
	Rating Area 2	Tobacco User/Non-Tobacco User	20	342.15	342.15
	Rating Area 2	Tobacco User/Non-Tobacco User	21	352.73	361.55
	Rating Area 2	Tobacco User/Non-Tobacco User	22	352.73	361.55
	Rating Area 2	Tobacco User/Non-Tobacco User	23	352.73	361.55
	Rating Area 2	Tobacco User/Non-Tobacco User	24	352.73	361.55
	Rating Area 2	Tobacco User/Non-Tobacco User	25	354.14	362.99
	Rating Area 2	Tobacco User/Non-Tobacco User	26	361.20	370.23
	Rating Area 2	Tobacco User/Non-Tobacco User	27	369.66	378.90
	Rating Area 2	Tobacco User/Non-Tobacco User	28	383.42	393.00
	Rating Area 2	Tobacco User/Non-Tobacco User	29	394.70	404.57
	Rating Area 2	Tobacco User/Non-Tobacco User	30	400.35	410.36
	Rating Area 2	Tobacco User/Non-Tobacco User	31	408.81	419.03
	Rating Area 2	Tobacco User/Non-Tobacco User	32	417.28	427.71
	Rating Area 2	Tobacco User/Non-Tobacco User	33	422.57	433.13
	Rating Area 2	Tobacco User/Non-Tobacco User	34	428.21	438.92
	Rating Area 2	Tobacco User/Non-Tobacco User	35	431.04	441.81
	Rating Area 2	Tobacco User/Non-Tobacco User	36	433.86	444.70
	Rating Area 2	Tobacco User/Non-Tobacco User	37	436.68	447.60
	Rating Area 2	Tobacco User/Non-Tobacco User	38	439.50	450.49
	Rating Area 2	Tobacco User/Non-Tobacco User	39	445.15	456.27
	Rating Area 2	Tobacco User/Non-Tobacco User	40	450.79	462.06
	Rating Area 2	Tobacco User/Non-Tobacco User	41	459.25	470.74
	Rating Area 2	Tobacco User/Non-Tobacco User	42	467.37	479.05
	Rating Area 2	Tobacco User/Non-Tobacco User	43	478.65	490.62
	Rating Area 2	Tobacco User/Non-Tobacco User	44	492.76	505.08
	Rating Area 2	Tobacco User/Non-Tobacco User	45	509.34	522.08
	Rating Area 2	Tobacco User/Non-Tobacco User	46	529.10	542.32
	Rating Area 2	Tobacco User/Non-Tobacco User	47	551.32	565.10
	Rating Area 2	Tobacco User/Non-Tobacco User	48	576.71	591.13
	Rating Area 2	Tobacco User/Non-Tobacco User	49	601.76	616.80
	Rating Area 2	Tobacco User/Non-Tobacco User	50	629.98	645.73
	Rating Area 2	Tobacco User/Non-Tobacco User	51	657.84	674.29
	Rating Area 2	Tobacco User/Non-Tobacco User	52	688.53	705.74
	Rating Area 2	Tobacco User/Non-Tobacco User	53	719.57	737.56
	Rating Area 2	Tobacco User/Non-Tobacco User	54	753.08	771.91
	Rating Area 2	Tobacco User/Non-Tobacco User	55	786.59	806.25
	Rating Area 2	Tobacco User/Non-Tobacco User	56	822.92	843.49
	Rating Area 2	Tobacco User/Non-Tobacco User	57	859.60	881.09
	Rating Area 2	Tobacco User/Non-Tobacco User	58	898.76	921.22
	Rating Area 2	Tobacco User/Non-Tobacco User	59	918.16	941.11
	Rating Area 2	Tobacco User/Non-Tobacco User	60	957.31	981.24
	Rating Area 2	Tobacco User/Non-Tobacco User	61	991.17	1015.95
	Rating Area 2	Tobacco User/Non-Tobacco User	62	1013.39	1038.73
	Rating Area 2	Tobacco User/Non-Tobacco User	63	1041.26	1067.29
	Rating Area 2	Tobacco User/Non-Tobacco User	64 and over	1058.19	1084.64
16322PA0040037	Rating Area 4	Tobacco User/Non-Tobacco User	0-14	223.74	223.74
	Rating Area 4	Tobacco User/Non-Tobacco User	15	243.63	243.63
	Rating Area 4	Tobacco User/Non-Tobacco User	16	251.23	251.23
	Rating Area 4	Tobacco User/Non-Tobacco User	17	258.84	258.84
	Rating Area 4	Tobacco User/Non-Tobacco User	18	267.03	267.03
	Rating Area 4	Tobacco User/Non-Tobacco User	19	275.21	275.21
	Rating Area 4	Tobacco User/Non-Tobacco User	20	283.70	283.70
	Rating Area 4	Tobacco User/Non-Tobacco User	21	292.47	299.78
	Rating Area 4	Tobacco User/Non-Tobacco User	22	292.47	299.78
	Rating Area 4	Tobacco User/Non-Tobacco User	23	292.47	299.78
	Rating Area 4	Tobacco User/Non-Tobacco User	24	292.47	299.78
	Rating Area 4	Tobacco User/Non-Tobacco User	25	293.64	300.98
	Rating Area 4	Tobacco User/Non-Tobacco User	26	299.49	306.98
	Rating Area 4	Tobacco User/Non-Tobacco User	27	306.51	314.17
	Rating Area 4	Tobacco User/Non-Tobacco User	28	317.91	325.86
	Rating Area 4	Tobacco User/Non-Tobacco User	29	327.27	335.46
	Rating Area 4	Tobacco User/Non-Tobacco User	30	331.95	340.25
	Rating Area 4	Tobacco User/Non-Tobacco User	31	338.97	347.45
	Rating Area 4	Tobacco User/Non-Tobacco User	32	345.99	354.64
	Rating Area 4	Tobacco User/Non-Tobacco User	33	350.38	359.14
	Rating Area 4	Tobacco User/Non-Tobacco User	34	355.06	363.94
	Rating Area 4	Tobacco User/Non-Tobacco User	35	357.40	366.33
	Rating Area 4	Tobacco User/Non-Tobacco User	36	359.74	368.73
	Rating Area 4	Tobacco User/Non-Tobacco User	37	362.08	371.13
	Rating Area 4	Tobacco User/Non-Tobacco User	38	364.42	373.53
	Rating Area 4	Tobacco User/Non-Tobacco User	39	369.10	378.32
	Rating Area 4	Tobacco User/Non-Tobacco User	40	373.78	383.12
	Rating Area 4	Tobacco User/Non-Tobacco User	41	380.80	390.32
	Rating Area 4	Tobacco User/Non-Tobacco User	42	387.52	397.21
	Rating Area 4	Tobacco User/Non-Tobacco User	43	396.88	406.80
	Rating Area 4	Tobacco User/Non-Tobacco User	44	408.58	418.80
	Rating Area 4	Tobacco User/Non-Tobacco User	45	422.33	432.88
	Rating Area 4	Tobacco User/Non-Tobacco User	46	438.71	449.67
	Rating Area 4	Tobacco User/Non-Tobacco User	47	457.13	468.56
	Rating Area 4	Tobacco User/Non-Tobacco User	48	478.19	490.14

16322PA0040037	Rating Area 4	Tobacco User/Non-Tobacco User	49	498.95	511.43
16322PA0040037	Rating Area 4	Tobacco User/Non-Tobacco User	50	522.35	535.41
16322PA0040037	Rating Area 4	Tobacco User/Non-Tobacco User	51	545.46	559.09
16322PA0040037	Rating Area 4	Tobacco User/Non-Tobacco User	52	570.90	585.17
16322PA0040037	Rating Area 4	Tobacco User/Non-Tobacco User	53	596.64	611.55
16322PA0040037	Rating Area 4	Tobacco User/Non-Tobacco User	54	624.42	640.03
16322PA0040037	Rating Area 4	Tobacco User/Non-Tobacco User	55	652.21	668.51
16322PA0040037	Rating Area 4	Tobacco User/Non-Tobacco User	56	682.33	699.39
16322PA0040037	Rating Area 4	Tobacco User/Non-Tobacco User	57	712.75	730.57
16322PA0040037	Rating Area 4	Tobacco User/Non-Tobacco User	58	745.21	763.84
16322PA0040037	Rating Area 4	Tobacco User/Non-Tobacco User	59	761.30	780.33
16322PA0040037	Rating Area 4	Tobacco User/Non-Tobacco User	60	793.76	813.61
16322PA0040037	Rating Area 4	Tobacco User/Non-Tobacco User	61	821.84	842.39
16322PA0040037	Rating Area 4	Tobacco User/Non-Tobacco User	62	840.27	861.27
16322PA0040037	Rating Area 4	Tobacco User/Non-Tobacco User	63	863.37	884.96
16322PA0040037	Rating Area 4	Tobacco User/Non-Tobacco User	64 and over	877.41	899.35
16322PA0040037	Rating Area 5	Tobacco User/Non-Tobacco User	0-14	223.74	223.74
16322PA0040037	Rating Area 5	Tobacco User/Non-Tobacco User	15	243.63	243.63
16322PA0040037	Rating Area 5	Tobacco User/Non-Tobacco User	16	251.23	251.23
16322PA0040037	Rating Area 5	Tobacco User/Non-Tobacco User	17	258.84	258.84
16322PA0040037	Rating Area 5	Tobacco User/Non-Tobacco User	18	267.03	267.03
16322PA0040037	Rating Area 5	Tobacco User/Non-Tobacco User	19	275.21	275.21
16322PA0040037	Rating Area 5	Tobacco User/Non-Tobacco User	20	283.70	283.70
16322PA0040037	Rating Area 5	Tobacco User/Non-Tobacco User	21	292.47	299.78
16322PA0040037	Rating Area 5	Tobacco User/Non-Tobacco User	22	292.47	299.78
16322PA0040037	Rating Area 5	Tobacco User/Non-Tobacco User	23	292.47	299.78
16322PA0040037	Rating Area 5	Tobacco User/Non-Tobacco User	24	292.47	299.78
16322PA0040037	Rating Area 5	Tobacco User/Non-Tobacco User	25	293.64	300.98
16322PA0040037	Rating Area 5	Tobacco User/Non-Tobacco User	26	299.49	306.98
16322PA0040037	Rating Area 5	Tobacco User/Non-Tobacco User	27	306.51	314.17
16322PA0040037	Rating Area 5	Tobacco User/Non-Tobacco User	28	317.91	325.86
16322PA0040037	Rating Area 5	Tobacco User/Non-Tobacco User	29	327.27	335.46
16322PA0040037	Rating Area 5	Tobacco User/Non-Tobacco User	30	331.95	340.25
16322PA0040037	Rating Area 5	Tobacco User/Non-Tobacco User	31	338.97	347.45
16322PA0040037	Rating Area 5	Tobacco User/Non-Tobacco User	32	345.99	354.64
16322PA0040037	Rating Area 5	Tobacco User/Non-Tobacco User	33	350.38	359.14
16322PA0040037	Rating Area 5	Tobacco User/Non-Tobacco User	34	355.06	363.94
16322PA0040037	Rating Area 5	Tobacco User/Non-Tobacco User	35	357.40	366.33
16322PA0040037	Rating Area 5	Tobacco User/Non-Tobacco User	36	359.74	368.73
16322PA0040037	Rating Area 5	Tobacco User/Non-Tobacco User	37	362.08	371.13
16322PA0040037	Rating Area 5	Tobacco User/Non-Tobacco User	38	364.42	373.53
16322PA0040037	Rating Area 5	Tobacco User/Non-Tobacco User	39	369.10	378.32
16322PA0040037	Rating Area 5	Tobacco User/Non-Tobacco User	40	373.78	383.12
16322PA0040037	Rating Area 5	Tobacco User/Non-Tobacco User	41	380.80	390.32
16322PA0040037	Rating Area 5	Tobacco User/Non-Tobacco User	42	387.52	397.21
16322PA0040037	Rating Area 5	Tobacco User/Non-Tobacco User	43	396.88	406.80
16322PA0040037	Rating Area 5	Tobacco User/Non-Tobacco User	44	408.58	418.80
16322PA0040037	Rating Area 5	Tobacco User/Non-Tobacco User	45	422.33	432.88
16322PA0040037	Rating Area 5	Tobacco User/Non-Tobacco User	46	438.71	449.67
16322PA0040037	Rating Area 5	Tobacco User/Non-Tobacco User	47	457.13	468.56
16322PA0040037	Rating Area 5	Tobacco User/Non-Tobacco User	48	478.19	490.14
16322PA0040037	Rating Area 5	Tobacco User/Non-Tobacco User	49	498.95	511.43
16322PA0040037	Rating Area 5	Tobacco User/Non-Tobacco User	50	522.35	535.41
16322PA0040037	Rating Area 5	Tobacco User/Non-Tobacco User	51	545.46	559.09
16322PA0040037	Rating Area 5	Tobacco User/Non-Tobacco User	52	570.90	585.17
16322PA0040037					

16322PA0040039	Rating Area 3	Tobacco User/Non-Tobacco User	26	316.49	324.40
	Rating Area 3	Tobacco User/Non-Tobacco User	27	323.91	332.00
	Rating Area 3	Tobacco User/Non-Tobacco User	28	335.96	344.36
	Rating Area 3	Tobacco User/Non-Tobacco User	29	345.85	354.50
	Rating Area 3	Tobacco User/Non-Tobacco User	30	350.79	359.56
	Rating Area 3	Tobacco User/Non-Tobacco User	31	358.21	367.17
	Rating Area 3	Tobacco User/Non-Tobacco User	32	365.63	374.77
	Rating Area 3	Tobacco User/Non-Tobacco User	33	370.27	379.52
	Rating Area 3	Tobacco User/Non-Tobacco User	34	375.21	384.59
	Rating Area 3	Tobacco User/Non-Tobacco User	35	377.68	387.13
	Rating Area 3	Tobacco User/Non-Tobacco User	36	380.16	389.66
	Rating Area 3	Tobacco User/Non-Tobacco User	37	382.63	392.19
	Rating Area 3	Tobacco User/Non-Tobacco User	38	385.10	394.73
	Rating Area 3	Tobacco User/Non-Tobacco User	39	390.05	399.80
	Rating Area 3	Tobacco User/Non-Tobacco User	40	394.99	404.87
	Rating Area 3	Tobacco User/Non-Tobacco User	41	402.41	412.47
	Rating Area 3	Tobacco User/Non-Tobacco User	42	409.52	419.76
	Rating Area 3	Tobacco User/Non-Tobacco User	43	419.41	429.89
	Rating Area 3	Tobacco User/Non-Tobacco User	44	431.77	442.57
	Rating Area 3	Tobacco User/Non-Tobacco User	45	446.30	457.45
	Rating Area 3	Tobacco User/Non-Tobacco User	46	463.61	475.20
	Rating Area 3	Tobacco User/Non-Tobacco User	47	483.08	495.15
	Rating Area 3	Tobacco User/Non-Tobacco User	48	505.33	517.96
	Rating Area 3	Tobacco User/Non-Tobacco User	49	527.27	540.46
	Rating Area 3	Tobacco User/Non-Tobacco User	50	552.00	565.80
	Rating Area 3	Tobacco User/Non-Tobacco User	51	576.42	590.83
	Rating Area 3	Tobacco User/Non-Tobacco User	52	603.30	618.39
	Rating Area 3	Tobacco User/Non-Tobacco User	53	630.50	646.27
	Rating Area 3	Tobacco User/Non-Tobacco User	54	659.86	676.36
	Rating Area 3	Tobacco User/Non-Tobacco User	55	689.23	706.46
	Rating Area 3	Tobacco User/Non-Tobacco User	56	721.06	739.09
	Rating Area 3	Tobacco User/Non-Tobacco User	57	753.20	772.03
	Rating Area 3	Tobacco User/Non-Tobacco User	58	787.51	807.20
	Rating Area 3	Tobacco User/Non-Tobacco User	59	804.51	824.62
	Rating Area 3	Tobacco User/Non-Tobacco User	60	838.82	859.79
	Rating Area 3	Tobacco User/Non-Tobacco User	61	868.49	890.20
	Rating Area 3	Tobacco User/Non-Tobacco User	62	887.96	910.16
	Rating Area 3	Tobacco User/Non-Tobacco User	63	912.37	935.18
	Rating Area 3	Tobacco User/Non-Tobacco User	64 and over	927.21	950.39
16322PA0040039	Rating Area 6	Tobacco User/Non-Tobacco User	0-14	264.38	264.38
	Rating Area 6	Tobacco User/Non-Tobacco User	15	287.88	287.88
	Rating Area 6	Tobacco User/Non-Tobacco User	16	296.86	296.86
	Rating Area 6	Tobacco User/Non-Tobacco User	17	305.85	305.85
	Rating Area 6	Tobacco User/Non-Tobacco User	18	315.52	315.52
	Rating Area 6	Tobacco User/Non-Tobacco User	19	325.20	325.20
	Rating Area 6	Tobacco User/Non-Tobacco User	20	335.22	335.22
	Rating Area 6	Tobacco User/Non-Tobacco User	21	345.59	354.23
	Rating Area 6	Tobacco User/Non-Tobacco User	22	345.59	354.23
	Rating Area 6	Tobacco User/Non-Tobacco User	23	345.59	354.23
	Rating Area 6	Tobacco User/Non-Tobacco User	24	345.59	354.23
	Rating Area 6	Tobacco User/Non-Tobacco User	25	346.97	355.65
	Rating Area 6	Tobacco User/Non-Tobacco User	26	353.88	362.73
	Rating Area 6	Tobacco User/Non-Tobacco User	27	362.18	371.23
	Rating Area 6	Tobacco User/Non-Tobacco User	28	375.66	385.05
	Rating Area 6	Tobacco User/Non-Tobacco User	29	386.72	396.38
	Rating Area 6	Tobacco User/Non-Tobacco User	30	392.24	402.05
	Rating Area 6	Tobacco User/Non-Tobacco User	31	400.54	410.55
	Rating Area 6	Tobacco User/Non-Tobacco User	32	408.83	419.05
	Rating Area 6	Tobacco User/Non-Tobacco User	33	414.02	424.37
	Rating Area 6	Tobacco User/Non-Tobacco User	34	419.55	430.03
	Rating Area 6	Tobacco User/Non-Tobacco User	35	422.31	432.87
	Rating Area 6	Tobacco User/Non-Tobacco User	36	425.08	435.70
	Rating Area 6	Tobacco User/Non-Tobacco User	37	427.84	438.54
	Rating Area 6	Tobacco User/Non-Tobacco User	38	430.61	441.37
	Rating Area 6	Tobacco User/Non-Tobacco User	39	436.13	447.04
	Rating Area 6	Tobacco User/Non-Tobacco User	40	441.66	452.71
	Rating Area 6	Tobacco User/Non-Tobacco User	41	449.96	461.21
	Rating Area 6	Tobacco User/Non-Tobacco User	42	457.91	469.35
	Rating Area 6	Tobacco User/Non-Tobacco User	43	468.97	480.69
	Rating Area 6	Tobacco User/Non-Tobacco User	44	482.79	494.86
	Rating Area 6	Tobacco User/Non-Tobacco User	45	499.03	511.51
	Rating Area 6	Tobacco User/Non-Tobacco User	46	518.39	531.34
	Rating Area 6	Tobacco User/Non-Tobacco User	47	540.16	553.66
	Rating Area 6	Tobacco User/Non-Tobacco User	48	565.04	579.17
	Rating Area 6	Tobacco User/Non-Tobacco User	49	589.58	604.32
	Rating Area 6	Tobacco User/Non-Tobacco User	50	617.22	632.65
	Rating Area 6	Tobacco User/Non-Tobacco User	51	644.53	660.64
	Rating Area 6	Tobacco User/Non-Tobacco User	52	674.59	691.46
	Rating Area 6	Tobacco User/Non-Tobacco User	53	705.00	722.63
	Rating Area 6	Tobacco User/Non-Tobacco User	54	737.83	756.28
	Rating Area 6	Tobacco User/Non-Tobacco User	55	770.67	789.93
	Rating Area 6	Tobacco User/Non-Tobacco User	56	806.26	826.42
	Rating Area 6	Tobacco User/Non-Tobacco User	57	842.20	863.26
	Rating Area 6	Tobacco User/Non-Tobacco User	58	880.56	902.58
	Rating Area 6	Tobacco User/Non-Tobacco User	59	899.57	922.06
	Rating Area 6	Tobacco User/Non-Tobacco User	60	937.93	961.38
	Rating Area 6	Tobacco User/Non-Tobacco User	61	971.11	995.39
	Rating Area 6	Tobacco User/Non-Tobacco User	62	992.88	1017.70
	Rating Area 6	Tobacco User/Non-Tobacco User	63	1020.18	1045.69
	Rating Area 6	Tobacco User/Non-Tobacco User	64 and over	1036.77	1062.69
16322PA0040039	Rating Area 7	Tobacco User/Non-Tobacco User	0-14	268.72	268.72
	Rating Area 7	Tobacco User/Non-Tobacco User	15	292.61	292.61
	Rating Area 7	Tobacco User/Non-Tobacco User	16	301.74	301.74
	Rating Area 7	Tobacco User/Non-Tobacco User	17	310.87	310.87
	Rating Area 7	Tobacco User/Non-Tobacco User	18	320.71	320.71
	Rating Area 7	Tobacco User/Non-Tobacco User	19	330.55	330.55
	Rating Area 7	Tobacco User/Non-Tobacco User	20	340.73	340.73
	Rating Area 7	Tobacco User/Non-Tobacco User	21	351.27	360.05
	Rating Area 7	Tobacco User/Non-Tobacco User	22	351.27	360.05
	Rating Area 7	Tobacco User/Non-Tobacco User	23	351.27	360.05
	Rating Area 7	Tobacco User/Non-Tobacco User	24	351.27	360.05
	Rating Area 7	Tobacco User/Non-Tobacco User	25	352.68	361.49
	Rating Area 7	Tobacco User/Non-Tobacco User	26	359.70	368.69
	Rating Area 7	Tobacco User/Non-Tobacco User	27	368.13	377.33
	Rating Area 7	Tobacco User/Non-Tobacco User	28	381.83	391.38
	Rating Area 7	Tobacco User/Non-Tobacco User	29	393.07	402.90
	Rating Area 7	Tobacco User/Non-Tobacco User	30	398.69	408.66
	Rating Area 7	Tobacco User/Non-Tobacco User	31	407.12	417.30
	Rating Area 7	Tobacco User/Non-Tobacco User	32	415.55	425.94
	Rating Area 7	Tobacco User/Non-Tobacco User	33	420.82	431.34
	Rating Area 7	Tobacco User/Non-Tobacco User	34	426.44	437.10
	Rating Area 7	Tobacco User/Non-Tobacco User	35	429.25	439.98
	Rating Area 7	Tobacco User/Non-Tobacco User	36	432.06	442.86
	Rating Area 7	Tobacco User/Non-Tobacco User	37	434.87	445.74
	Rating Area 7	Tobacco User/Non-Tobacco User	38	437.68	448.62
	Rating Area 7	Tobacco User/Non-Tobacco User	39	443.30	454.39
	Rating Area 7	Tobacco User/Non-Tobacco User	40	448.92	460.15
	Rating Area 7	Tobacco User/Non-Tobacco User	41	457.35	468.79
	Rating Area 7	Tobacco User/Non-Tobacco User	42	465.43	477.07
	Rating Area 7	Tobacco User/Non-Tobacco User	43	476.67	488.59
	Rating Area 7	Tobacco User/Non-Tobacco User	44	490.72	502.99
	Rating Area 7	Tobacco User/Non-Tobacco User	45	507.23	519.91
	Rating Area 7	Tobacco User/Non-Tobacco User	46	526.91	540.08
	Rating Area 7	Tobacco User/Non-Tobacco User	47	549.04	562.76
	Rating Area 7	Tobacco User/Non-Tobacco User	48	574.33	588.68
	Rating Area 7	Tobacco User/Non-Tobacco User	49	599.27	614.25
	Rating Area 7	Tobacco User/Non-Tobacco User	50	627.37	643.05
	Rating Area 7	Tobacco User/Non-Tobacco User	51	655.12	671.50
	Rating Area 7	Tobacco User/Non-Tobacco User	52	685.68	702.82
	Rating Area 7	Tobacco User/Non-Tobacco User	53	716.59	734.51



	16322PA0040039	Rating Area 7	Tobacco User/Non-Tobacco User	54	749.96	768.71
	16322PA0040039	Rating Area 7	Tobacco User/Non-Tobacco User	55	783.33	802.92
	16322PA0040039	Rating Area 7	Tobacco User/Non-Tobacco User	56	819.51	840.00
	16322PA0040039	Rating Area 7	Tobacco User/Non-Tobacco User	57	856.04	877.45
	16322PA0040039	Rating Area 7	Tobacco User/Non-Tobacco User	58	895.04	917.41
	16322PA0040039	Rating Area 7	Tobacco User/Non-Tobacco User	59	914.36	937.21
	16322PA0040039	Rating Area 7	Tobacco User/Non-Tobacco User	60	953.35	977.18
	16322PA0040039	Rating Area 7	Tobacco User/Non-Tobacco User	61	987.07	1011.75
	16322PA0040039	Rating Area 7	Tobacco User/Non-Tobacco User	62	1009.20	1034.43
	16322PA0040039	Rating Area 7	Tobacco User/Non-Tobacco User	63	1036.95	1062.87
	16322PA0040039	Rating Area 7	Tobacco User/Non-Tobacco User	64 and over	1053.81	1080.16
	16322PA0040039	Rating Area 9	Tobacco User/Non-Tobacco User	0-14	235.30	235.30
	16322PA0040039	Rating Area 9	Tobacco User/Non-Tobacco User	15	256.21	256.21
	16322PA0040039	Rating Area 9	Tobacco User/Non-Tobacco User	16	264.21	264.21
	16322PA0040039	Rating Area 9	Tobacco User/Non-Tobacco User	17	272.21	272.21
	16322PA0040039	Rating Area 9	Tobacco User/Non-Tobacco User	18	280.82	280.82
	16322PA0040039	Rating Area 9	Tobacco User/Non-Tobacco User	19	289.43	289.43
	16322PA0040039	Rating Area 9	Tobacco User/Non-Tobacco User	20	298.35	298.35
	16322PA0040039	Rating Area 9	Tobacco User/Non-Tobacco User	21	307.58	315.27
	16322PA0040039	Rating Area 9	Tobacco User/Non-Tobacco User	22	307.58	315.27
	16322PA0040039	Rating Area 9	Tobacco User/Non-Tobacco User	23	307.58	315.27
	16322PA0040039	Rating Area 9	Tobacco User/Non-Tobacco User	24	307.58	315.27
	16322PA0040039	Rating Area 9	Tobacco User/Non-Tobacco User	25	308.81	316.53
	16322PA0040039	Rating Area 9	Tobacco User/Non-Tobacco User	26	314.96	322.84
	16322PA0040039	Rating Area 9	Tobacco User/Non-Tobacco User	27	322.34	330.40
	16322PA0040039	Rating Area 9	Tobacco User/Non-Tobacco User	28	334.34	342.70
	16322PA0040039	Rating Area 9	Tobacco User/Non-Tobacco User	29	344.18	352.79
	16322PA0040039	Rating Area 9	Tobacco User/Non-Tobacco User	30	349.10	357.83
	16322PA0040039	Rating Area 9	Tobacco User/Non-Tobacco User	31	356.49	365.40
	16322PA0040039	Rating Area 9	Tobacco User/Non-Tobacco User	32	363.87	372.96
	16322PA0040039	Rating Area 9	Tobacco User/Non-Tobacco User	33	368.48	377.69
	16322PA0040039	Rating Area 9	Tobacco User/Non-Tobacco User	34	373.40	382.74
	16322PA0040039	Rating Area 9	Tobacco User/Non-Tobacco User	35	375.86	385.26
	16322PA0040039	Rating Area 9	Tobacco User/Non-Tobacco User	36	378.32	387.78
	16322PA0040039	Rating Area 9	Tobacco User/Non-Tobacco User	37	380.78	390.30
	16322PA0040039	Rating Area 9	Tobacco User/Non-Tobacco User	38	383.24	392.83
	16322PA0040039	Rating Area 9	Tobacco User/Non-Tobacco User	39	388.17	397.87
	16322PA0040039	Rating Area 9	Tobacco User/Non-Tobacco User	40	393.09	402.91
	16322PA0040039	Rating Area 9	Tobacco User/Non-Tobacco User	41	400.47	410.48
	16322PA0040039	Rating Area 9	Tobacco User/Non-Tobacco User	42	407.54	417.73
	16322PA0040039	Rating Area 9	Tobacco User/Non-Tobacco User	43	417.39	427.82
	16322PA0040039	Rating Area 9	Tobacco User/Non-Tobacco User	44	429.69	440.43
	16322PA0040039	Rating Area 9	Tobacco User/Non-Tobacco User	45	444.15	455.25
	16322PA0040039	Rating Area 9	Tobacco User/Non-Tobacco User	46	461.37	472.90
	16322PA0040039	Rating Area 9	Tobacco User/Non-Tobacco User	47	480.75	492.77
	16322PA0040039	Rating Area 9	Tobacco User/Non-Tobacco User	48	502.89	515.47
	16322PA0040039	Rating Area 9	Tobacco User/Non-Tobacco User	49	524.73	537.85
	16322PA0040039	Rating Area 9	Tobacco User/Non-Tobacco User	50	549.34	563.07
	16322PA0040039	Rating Area 9	Tobacco User/Non-Tobacco User	51	573.64	587.98
	16322PA0040039	Rating Area 9	Tobacco User/Non-Tobacco User	52	600.40	615.41
	16322PA0040039	Rating Area 9	Tobacco User/Non-Tobacco User	53	627.46	643.15
	16322PA0040039	Rating Area 9	Tobacco User/Non-Tobacco User	54	656.68	673.10
	16322PA0040039	Rating Area 9	Tobacco User/Non-Tobacco User	55	685.90	703.05
	16322PA0040039	Rating Area 9	Tobacco User/Non-Tobacco User	56	717.58	735.52
	16322PA0040039	Rating Area 9	Tobacco User/Non-Tobacco User	57	749.57	768.31
	16322PA0040039	Rating Area 9	Tobacco User/Non-Tobacco User	58	783.71	803.31
	16322PA0040039	Rating Area 9	Tobacco User/Non-Tobacco User	59	800.63	820.65
	16322PA0040039	Rating Area 9	Tobacco User/Non-Tobacco User	60	834.77	855.64
	16322PA0040039	Rating Area 9	Tobacco User/Non-Tobacco User	61	864.30	885.91
	16322PA0040039	Rating Area 9	Tobacco User/Non-Tobacco User	62	883.68	905.77
	16322PA0040039	Rating Area 9	Tobacco User/Non-Tobacco User	63	907.98	930.68
	16322PA0040039	Rating Area 9	Tobacco User/Non-Tobacco User	64 and over	922.74	945.81
	16322PA0040040	Rating Area 3	Tobacco User/Non-Tobacco User	0-14	395.57	395.57
	16322PA0040040	Rating Area 3	Tobacco User/Non-Tobacco User	15	430.73	430.73
	16322PA0040040	Rating Area 3	Tobacco User/Non-Tobacco User	16	444.17	444.17
	16322PA0040040	Rating Area 3	Tobacco User/Non-Tobacco User	17	457.62	457.62
	16322PA0040040	Rating Area 3	Tobacco User/Non-Tobacco User	18	472.09	472.09
	16322PA0040040	Rating Area 3	Tobacco User/Non-Tobacco User	19	486.57	486.57
	16322PA0040040	Rating Area 3	Tobacco User/Non-Tobacco User	20	501.57	501.57
	16322PA0040040	Rating Area 3	Tobacco User/Non-Tobacco User	21	517.08	530.01
	16322PA0040040	Rating Area 3	Tobacco User/Non-Tobacco User	22	517.08	530.01
	16322PA0040040	Rating Area 3	Tobacco User/Non-Tobacco User	23	517.08	530.01
	16322PA0040040	Rating Area 3	Tobacco User/Non-Tobacco User	24	517.08	530.01
	16322PA0040040	Rating Area 3	Tobacco User/Non-Tobacco User	25	519.15	532.13
	16322PA0040040	Rating Area 3	Tobacco User/Non-Tobacco User	26	529.49	542.73
	16322PA0040040	Rating Area 3	Tobacco User/Non-Tobacco User	27	541.90	555.45
	16322PA0040040	Rating Area 3	Tobacco User/Non-Tobacco User	28	562.07	576.12
	16322PA0040040	Rating Area 3	Tobacco User/Non-Tobacco User	29	578.61	593.08
	16322PA0040040	Rating Area 3	Tobacco User/Non-Tobacco User	30	586.89	601.56
	16322PA0040040	Rating Area 3	Tobacco User/Non-Tobacco User	31	599.30	614.28
	16322PA0040040	Rating Area 3	Tobacco User/Non-Tobacco User	32	611.71	627.00
	16322PA0040040	Rating Area 3	Tobacco User/Non-Tobacco User	33	619.46	634.95
	16322PA0040040	Rating Area 3	Tobacco User/Non-Tobacco User	34	627.74	643.43
	16322PA0040040	Rating Area 3	Tobacco User/Non-Tobacco User	35	631.87	647.67
	16322PA0040040	Rating Area 3	Tobacco User/Non-Tobacco User	36	636.01	651.91
	16322PA0040040	Rating Area 3	Tobacco User/Non-Tobacco User	37	640.15	656.15
	16322PA0040040	Rating Area 3	Tobacco User/Non-Tobacco User	38	644.28	660.39
	16322PA0040040	Rating Area 3	Tobacco User/Non-Tobacco User	39	652.55	668.87
	16322PA0040040	Rating Area 3	Tobacco User/Non-Tobacco User	40	660.83	677.35
	16322PA0040040	Rating Area 3	Tobacco User/Non-Tobacco User	41	673.24	690.07
	16322PA0040040	Rating Area 3	Tobacco User/Non-Tobacco User	42	685.13	702.26
	16322PA0040040	Rating Area 3	Tobacco User/Non-Tobacco User	43	701.68	719.22
	16322PA0040040	Rating Area 3	Tobacco User/Non-Tobacco User	44	722.36	740.42
	16322PA0040040	Rating Area 3	Tobacco User/Non-Tobacco User	45	746.66	765.33
	16322PA0040040	Rating Area 3	Tobacco User/Non-Tobacco User	46	775.62	795.01
	16322PA0040040	Rating Area 3	Tobacco User/Non-Tobacco User	47	808.20	828.40
	16322PA0040040	Rating Area 3	Tobacco User/Non-Tobacco User	48	845.43	866.56
	16322PA0040040	Rating Area 3	Tobacco User/Non-Tobacco User	49	882.14	904.19
	16322PA0040040	Rating Area 3	Tobacco User/Non-Tobacco User	50	923.50	946.59
	16322PA0040040	Rating Area 3	Tobacco User/Non-Tobacco User	51	964.35	988.46
	16322PA0040040	Rating Area 3	Tobacco User/Non-Tobacco User	52	1009.34	1034.57
	16322PA0040040	Rating Area 3	Tobacco User/Non-Tobacco User	53	1054.84	1081.21
	16322PA0040040	Rating Area 3	Tobacco User/Non-Tobacco User	54	1103.97	1131.56
	16322PA0040040	Rating Area 3	Tobacco User/Non-Tobacco User	55	1153.09	1181.92
	16322PA0040040	Rating Area 3	Tobacco User/Non-Tobacco User	56	1206.35	1236.51
	16322PA0040040	Rating Area 3	Tobacco User/Non-Tobacco User	57	1260.12	1291.63
	16322PA0040040	Rating Area 3	Tobacco User/Non-Tobacco User	58	1317.52	1350.46
	16322PA0040040	Rating Area 3	Tobacco User/Non-Tobacco User	59	1345.96	1379.61
	16322PA0040040	Rating Area 3	Tobacco User/Non-Tobacco User	60	1403.36	1438.44
	16322PA0040040	Rating Area 3	Tobacco User/Non-Tobacco User	61	1452.99	1489.32
	16322PA0040040	Rating Area 3	Tobacco User/Non-Tobacco User	62	1485.57	1522.71
	16322PA0040040	Rating Area 3	Tobacco User/Non-Tobacco User	63	1526.42	1564.58
	16322PA0040040	Rating Area 3	Tobacco User/Non-Tobacco User	64 and over	1551.24	1590.02
	16322PA0040040	Rating Area 6	Tobacco User/Non-Tobacco User	0-14	442.31	442.31
	16322PA0040040	Rating Area 6	Tobacco User/Non-Tobacco User	15	481.62	481.62
	16322PA0040040	Rating Area 6	Tobacco User/Non-Tobacco User	16	496.66	496.66
	16322PA0040040	Rating Area 6	Tobacco User/Non-Tobacco User	17	511.69	511.69
	16322PA0040040	Rating Area 6	Tobacco User/Non-Tobacco User	18	527.88	527.88
	16322PA0040040	Rating Area 6	Tobacco User/Non-Tobacco User	19	544.07	544.07
	16322PA0040040	Rating Area 6	Tobacco User/Non-Tobacco User	20	560.83	560.83
	16322PA0040040	Rating Area 6	Tobacco User/Non-Tobacco User	21	578.18	592.63
	16322PA0040040	Rating Area 6	Tobacco User/Non-Tobacco User	22	578.18	592.63
	16322PA0040040	Rating Area 6	Tobacco User/Non-Tobacco User	23	578.18	592.63
	16322PA0040040	Rating Area 6	Tobacco User/Non-Tobacco User	24	578.18	592.63
	16322PA0040040	Rating Area 6	Tobacco User/Non-Tobacco User	25	580.49	595.01
	16322PA0040040	Rating Area 6	Tobacco User/Non-Tobacco User	26	592.06	606.86
	16322PA0040040	Rating Area 6	Tobacco User/Non-Tobacco User	27	605.93	621.08
	16322PA0040040	Rating Area 6	Tobacco User/Non-Tobacco User	28	628.48	644.19
	16322PA0040040	Rating Area 6	Tobacco User/Non-Tobacco User	29	646.98	663.16
	16322PA0040040	Rating Area 6	Tobacco User/Non-Tobacco User	30	656.23	672.64

	16322PA0040040	Rating Area 6	Tobacco User/Non-Tobacco User	31	670.11	686.86
	16322PA0040040	Rating Area 6	Tobacco User/Non-Tobacco User	32	683.99	701.09
	16322PA0040040	Rating Area 6	Tobacco User/Non-Tobacco User	33	692.66	709.98
	16322PA0040040	Rating Area 6	Tobacco User/Non-Tobacco User	34	701.91	719.46
	16322PA0040040	Rating Area 6	Tobacco User/Non-Tobacco User	35	706.54	724.20
	16322PA0040040	Rating Area 6	Tobacco User/Non-Tobacco User	36	711.16	728.94
	16322PA0040040	Rating Area 6	Tobacco User/Non-Tobacco User	37	715.79	733.68
	16322PA0040040	Rating Area 6	Tobacco User/Non-Tobacco User	38	720.41	738.42
	16322PA0040040	Rating Area 6	Tobacco User/Non-Tobacco User	39	729.66	747.90
	16322PA0040040	Rating Area 6	Tobacco User/Non-Tobacco User	40	738.91	757.39
	16322PA0040040	Rating Area 6	Tobacco User/Non-Tobacco User	41	752.79	771.61
	16322PA0040040	Rating Area 6	Tobacco User/Non-Tobacco User	42	766.09	785.24
	16322PA0040040	Rating Area 6	Tobacco User/Non-Tobacco User	43	784.59	804.21
	16322PA0040040	Rating Area 6	Tobacco User/Non-Tobacco User	44	807.72	827.91
	16322PA0040040	Rating Area 6	Tobacco User/Non-Tobacco User	45	834.89	855.76
	16322PA0040040	Rating Area 6	Tobacco User/Non-Tobacco User	46	867.27	888.95
	16322PA0040040	Rating Area 6	Tobacco User/Non-Tobacco User	47	903.70	926.29
	16322PA0040040	Rating Area 6	Tobacco User/Non-Tobacco User	48	945.32	968.96
	16322PA0040040	Rating Area 6	Tobacco User/Non-Tobacco User	49	986.38	1011.03
	16322PA0040040	Rating Area 6	Tobacco User/Non-Tobacco User	50	1032.63	1058.45
	16322PA0040040	Rating Area 6	Tobacco User/Non-Tobacco User	51	1078.31	1105.26
	16322PA0040040	Rating Area 6	Tobacco User/Non-Tobacco User	52	1128.61	1156.82
	16322PA0040040	Rating Area 6	Tobacco User/Non-Tobacco User	53	1179.49	1208.97
	16322PA0040040	Rating Area 6	Tobacco User/Non-Tobacco User	54	1234.41	1265.27
	16322PA0040040	Rating Area 6	Tobacco User/Non-Tobacco User	55	1289.34	1321.57
	16322PA0040040	Rating Area 6	Tobacco User/Non-Tobacco User	56	1348.89	1382.62
	16322PA0040040	Rating Area 6	Tobacco User/Non-Tobacco User	57	1409.02	1444.25
	16322PA0040040	Rating Area 6	Tobacco User/Non-Tobacco User	58	1473.20	1510.03
	16322PA0040040	Rating Area 6	Tobacco User/Non-Tobacco User	59	1505.00	1542.63
	16322PA0040040	Rating Area 6	Tobacco User/Non-Tobacco User	60	1569.18	1608.41
	16322PA0040040	Rating Area 6	Tobacco User/Non-Tobacco User	61	1624.69	1665.30
	16322PA0040040	Rating Area 6	Tobacco User/Non-Tobacco User	62	1661.11	1702.64
	16322PA0040040	Rating Area 6	Tobacco User/Non-Tobacco User	63	1706.79	1749.46
	16322PA0040040	Rating Area 6	Tobacco User/Non-Tobacco User	64 and over	1734.54	1777.90
	16322PA0040040	Rating Area 7	Tobacco User/Non-Tobacco User	0-14	449.58	449.58
	16322PA0040040	Rating Area 7	Tobacco User/Non-Tobacco User	15	489.55	489.55
	16322PA0040040	Rating Area 7	Tobacco User/Non-Tobacco User	16	504.83	504.83
	16322PA0040040	Rating Area 7	Tobacco User/Non-Tobacco User	17	520.11	520.11
	16322PA0040040	Rating Area 7	Tobacco User/Non-Tobacco User	18	536.56	536.56
	16322PA0040040	Rating Area 7	Tobacco User/Non-Tobacco User	19	553.02	553.02
	16322PA0040040	Rating Area 7	Tobacco User/Non-Tobacco User	20	570.06	570.06
	16322PA0040040	Rating Area 7	Tobacco User/Non-Tobacco User	21	587.69	602.38
	16322PA0040040	Rating Area 7	Tobacco User/Non-Tobacco User	22	587.69	602.38
	16322PA0040040	Rating Area 7	Tobacco User/Non-Tobacco User	23	587.69	602.38
	16322PA0040040	Rating Area 7	Tobacco User/Non-Tobacco User	24	587.69	602.38
	16322PA0040040	Rating Area 7	Tobacco User/Non-Tobacco User	25	590.04	604.79
	16322PA0040040	Rating Area 7	Tobacco User/Non-Tobacco User	26	601.79	616.84
	16322PA0040040	Rating Area 7	Tobacco User/Non-Tobacco User	27	615.90	631.30
	16322PA0040040	Rating Area 7	Tobacco User/Non-Tobacco User	28	638.82	654.79
	16322PA0040040	Rating Area 7	Tobacco User/Non-Tobacco User	29	657.63	674.07
	16322PA0040040	Rating Area 7	Tobacco User/Non-Tobacco User	30	667.03	683.70
	16322PA0040040	Rating Area 7	Tobacco User/Non-Tobacco User	31	681.13	698.16
	16322PA0040040	Rating Area 7	Tobacco User/Non-Tobacco User	32	695.24	712.62
	16322PA0040040	Rating Area 7	Tobacco User/Non-Tobacco User	33	704.05	721.65
	16322PA0040040	Rating Area 7	Tobacco User/Non-Tobacco User	34	713.46	731.29
	16322PA0040040	Rating Area 7	Tobacco User/Non-Tobacco User	35	718.16	736.11
	16322PA0040040	Rating Area 7	Tobacco User/Non-Tobacco User	36	722.86	740.93
	16322PA0040040	Rating Area 7	Tobacco User/Non-Tobacco User	37	727.56	745.75
	16322PA0040040	Rating Area 7	Tobacco User/Non-Tobacco User	38	732.26	750.57
	16322PA0040040	Rating Area 7	Tobacco User/Non-Tobacco User	39	741.66	760.21
	16322PA0040040	Rating Area 7	Tobacco User/Non-Tobacco User	40	751.07	769.84
	16322PA0040040	Rating Area 7	Tobacco User/Non-Tobacco User	41	765.17	784.30
	16322PA0040040	Rating Area 7	Tobacco User/Non-Tobacco User	42	778.69	798.16
	16322PA0040040	Rating Area 7	Tobacco User/Non-Tobacco User	43	797.50	817.43
	16322PA0040040	Rating Area 7	Tobacco User/Non-Tobacco User	44	821.00	841.53
	16322PA0040040	Rating Area 7	Tobacco User/Non-Tobacco User	45	848.62	869.84
	16322PA0040040	Rating Area 7	Tobacco User/Non-Tobacco User	46	881.54	903.57
	16322PA0040040	Rating Area 7	Tobacco User/Non-Tobacco User	47	918.56	941.52
	16322PA0040040	Rating Area 7	Tobacco User/Non-Tobacco User	48	960.87	984.89
	16322PA0040040	Rating Area 7	Tobacco User/Non-Tobacco User	49	1002.60	1027.66
	16322PA0040040	Rating Area 7	Tobacco User/Non-Tobacco User	50	1049.61	1075.85
	16322PA0040040	Rating Area 7	Tobacco User/Non-Tobacco User	51	1096.04	1123.44
	16322PA0040040	Rating Area 7	Tobacco User/Non-Tobacco User	52	1147.17	1175.85
	16322PA0040040	Rating Area 7	Tobacco User/Non-Tobacco User	53	1198.89	1228.86
	16322PA0040040	Rating Area 7	Tobacco User/Non-Tobacco User	54	1254.72	1286.09
	16322PA0040040	Rating Area 7	Tobacco User/Non-Tobacco User	55	1310.55	1343.31
	16322PA0040040	Rating Area 7	Tobacco User/Non-Tobacco User	56	1371.08	1405.36
	16322PA0040040	Rating Area 7	Tobacco User/Non-Tobacco User	57	1432.20	1468.01
	16322PA0040040	Rating Area 7	Tobacco User/Non-Tobacco User	58	1497.43	1534.87
	16322PA0040040	Rating Area 7	Tobacco User/Non-Tobacco User	59	1529.76	1568.00
	16322PA0040040	Rating Area 7	Tobacco User/Non-Tobacco User	60	1594.99	1634.87
	16322PA0040040	Rating Area 7	Tobacco User/Non-Tobacco User	61	1651.41	1692.69
	16322PA0040040	Rating Area 7	Tobacco User/Non-Tobacco User	62	1688.43	1730.64
	16322PA0040040	Rating Area 7	Tobacco User/Non-Tobacco User	63	1734.86	1778.23
	16322PA0040040	Rating Area 7	Tobacco User/Non-Tobacco User	64 and over	1763.07	1807.15
	16322PA0040040	Rating Area 9	Tobacco User/Non-Tobacco User	0-14	393.66	393.66
	16322PA0040040	Rating Area 9	Tobacco User/Non-Tobacco User	15	428.65	428.65
	16322PA0040040	Rating Area 9	Tobacco User/Non-Tobacco User	16	442.03	442.03
	16322PA0040040	Rating Area 9	Tobacco User/Non-Tobacco User	17	455.41	455.41
	16322PA0040040	Rating Area 9	Tobacco User/Non-Tobacco User	18	469.82	469.82
	16322PA0040040	Rating Area 9	Tobacco User/Non-Tobacco User	19	484.23	484.23
	16322PA0040040	Rating Area 9	Tobacco User/Non-Tobacco User	20	499.15	499.15
	16322PA0040040	Rating Area 9	Tobacco User/Non-Tobacco User	21	514.59	527.45
	16322PA0040040	Rating Area 9	Tobacco User/Non-Tobacco User	22	514.59	527.45
	16322PA0040040	Rating Area 9	Tobacco User/Non-Tobacco User	23	514.59	527.45
	16322PA0040040	Rating Area 9	Tobacco User/Non-Tobacco User	24	514.59	527.45
	16322PA0040040	Rating Area 9	Tobacco User/Non-Tobacco User	25	516.65	529.56
	16322PA0040040	Rating Area 9	Tobacco User/Non-Tobacco User	26	526.94	540.11
	16322PA0040040	Rating Area 9	Tobacco User/Non-Tobacco User	27	539.29	552.77
	16322PA0040040	Rating Area 9	Tobacco User/Non-Tobacco User	28	559.36	573.34
	16322PA0040040	Rating Area 9	Tobacco User/Non-Tobacco User	29	575.83	590.22
	16322PA0040040	Rating Area 9	Tobacco User/Non-Tobacco User	30	584.06	598.66
	16322PA0040040	Rating Area 9	Tobacco User/Non-Tobacco User	31	596.41	611.32
	16322PA0040040	Rating Area 9	Tobacco User/Non-Tobacco User	32	608.76	623.98
	16322PA0040040	Rating Area 9	Tobacco User/Non-Tobacco User	33	616.48	631.89
	16322PA0040040	Rating Area 9	Tobacco User/Non-Tobacco User	34	624.71	640.33
	16322PA0040040	Rating Area 9	Tobacco User/Non-Tobacco User	35	628.83	644.55
	16322PA0040040	Rating Area 9	Tobacco User/Non-Tobacco User	36	632.95	648.77
	16322PA0040040	Rating Area 9	Tobacco User/Non-Tobacco User	37	637.06	652.99
	16322PA0040040	Rating Area 9	Tobacco User/Non-Tobacco User	38	641.18	657.21
	16322PA0040040	Rating Area 9	Tobacco User/Non-Tobacco User	39	649.41	665.65
	16322PA0040040	Rating Area 9	Tobacco User/Non-Tobacco User	40	657.65	674.09
	16322PA0040040	Rating Area 9	Tobacco User/Non-Tobacco User	41	670.00	686.75
	16322PA0040040	Rating Area 9	Tobacco User/Non-Tobacco User	42	681.83	698.88
	16322PA0040040	Rating Area 9	Tobacco User/Non-Tobacco User	43	698.30	715.76
	16322PA0040040	Rating Area 9	Tobacco User/Non-Tobacco User	44	718.88	736.85
	16322PA0040040	Rating Area 9	Tobacco User/Non-Tobacco User	45	743.07	761.64
	16322PA0040040	Rating Area 9	Tobacco User/Non-Tobacco User	46	771.89	791.18
	16322PA0040040	Rating Area 9	Tobacco User/Non-Tobacco User	47	804.30	824.41
	16322PA0040040	Rating Area 9	Tobacco User/Non-Tobacco User	48	841.35	862.39
	16322PA0040040	Rating Area 9	Tobacco User/Non-Tobacco User	49	877.89	899.84
	16322PA0040040	Rating Area 9	Tobacco User/Non-Tobacco User	50	919.06	942.03
	16322PA0040040	Rating Area 9	Tobacco User/Non-Tobacco User	51	959.71	983.70
	16322PA0040040	Rating Area 9	Tobacco User/Non-Tobacco User	52	1004.48	1029.59
	16322PA0040040	Rating Area 9	Tobacco User/Non-Tobacco User	53	1049.76	1076.01
	16322PA0040040	Rating Area 9	Tobacco User/Non-Tobacco User	54	1098.65	1126.12
	16322PA0040040	Rating Area 9	Tobacco User/Non-Tobacco User	55	1147.54	1176.22
	16322PA0040040	Rating Area 9	Tobacco User/Non-Tobacco User	56	1200.54	1230.55
	16322PA0040040	Rating Area 9	Tobacco User/Non-Tobacco User	57	1254.06	1285.41
	16322PA0040040	Rating Area 9	Tobacco User/Non-Tobacco User	58	1311.18	1343.95

	16322PA0040040	Rating Area 9	Tobacco User/Non-Tobacco User	59	1339.48	1372.96
	16322PA0040040	Rating Area 9	Tobacco User/Non-Tobacco User	60	1396.60	1431.51
	16322PA0040040	Rating Area 9	Tobacco User/Non-Tobacco User	61	1446.00	1482.15
	16322PA0040040	Rating Area 9	Tobacco User/Non-Tobacco User	62	1478.42	1515.38
	16322PA0040040	Rating Area 9	Tobacco User/Non-Tobacco User	63	1519.07	1557.05
	16322PA0040040	Rating Area 9	Tobacco User/Non-Tobacco User	64 and over	1543.77	1582.36
	16322PA0040041	Rating Area 3	Tobacco User/Non-Tobacco User	0-14	296.45	296.45
	16322PA0040041	Rating Area 3	Tobacco User/Non-Tobacco User	15	322.80	322.80
	16322PA0040041	Rating Area 3	Tobacco User/Non-Tobacco User	16	332.87	332.87
	16322PA0040041	Rating Area 3	Tobacco User/Non-Tobacco User	17	342.95	342.95
	16322PA0040041	Rating Area 3	Tobacco User/Non-Tobacco User	18	353.80	353.80
	16322PA0040041	Rating Area 3	Tobacco User/Non-Tobacco User	19	364.65	364.65
	16322PA0040041	Rating Area 3	Tobacco User/Non-Tobacco User	20	375.88	375.88
	16322PA0040041	Rating Area 3	Tobacco User/Non-Tobacco User	21	387.51	397.20
	16322PA0040041	Rating Area 3	Tobacco User/Non-Tobacco User	22	387.51	397.20
	16322PA0040041	Rating Area 3	Tobacco User/Non-Tobacco User	23	387.51	397.20
	16322PA0040041	Rating Area 3	Tobacco User/Non-Tobacco User	24	387.51	397.20
	16322PA0040041	Rating Area 3	Tobacco User/Non-Tobacco User	25	389.06	398.79
	16322PA0040041	Rating Area 3	Tobacco User/Non-Tobacco User	26	396.81	406.73
	16322PA0040041	Rating Area 3	Tobacco User/Non-Tobacco User	27	406.11	416.26
	16322PA0040041	Rating Area 3	Tobacco User/Non-Tobacco User	28	421.22	431.75
	16322PA0040041	Rating Area 3	Tobacco User/Non-Tobacco User	29	433.62	444.46
	16322PA0040041	Rating Area 3	Tobacco User/Non-Tobacco User	30	439.82	450.82
	16322PA0040041	Rating Area 3	Tobacco User/Non-Tobacco User	31	449.12	460.35
	16322PA0040041	Rating Area 3	Tobacco User/Non-Tobacco User	32	458.42	469.88
	16322PA0040041	Rating Area 3	Tobacco User/Non-Tobacco User	33	464.24	475.84
	16322PA0040041	Rating Area 3	Tobacco User/Non-Tobacco User	34	470.44	482.20
	16322PA0040041	Rating Area 3	Tobacco User/Non-Tobacco User	35	473.54	485.38
	16322PA0040041	Rating Area 3	Tobacco User/Non-Tobacco User	36	476.64	488.55
	16322PA0040041	Rating Area 3	Tobacco User/Non-Tobacco User	37	479.74	491.73
	16322PA0040041	Rating Area 3	Tobacco User/Non-Tobacco User	38	482.84	494.91
	16322PA0040041	Rating Area 3	Tobacco User/Non-Tobacco User	39	489.04	501.26
	16322PA0040041	Rating Area 3	Tobacco User/Non-Tobacco User	40	495.24	507.62
	16322PA0040041	Rating Area 3	Tobacco User/Non-Tobacco User	41	504.54	517.15
	16322PA0040041	Rating Area 3	Tobacco User/Non-Tobacco User	42	513.45	526.29
	16322PA0040041	Rating Area 3	Tobacco User/Non-Tobacco User	43	525.85	539.00
	16322PA0040041	Rating Area 3	Tobacco User/Non-Tobacco User	44	541.35	554.89
	16322PA0040041	Rating Area 3	Tobacco User/Non-Tobacco User	45	559.56	573.55
	16322PA0040041	Rating Area 3	Tobacco User/Non-Tobacco User	46	581.27	595.80
	16322PA0040041	Rating Area 3	Tobacco User/Non-Tobacco User	47	605.68	620.82
	16322PA0040041	Rating Area 3	Tobacco User/Non-Tobacco User	48	633.58	649.42
	16322PA0040041	Rating Area 3	Tobacco User/Non-Tobacco User	49	661.09	677.62
	16322PA0040041	Rating Area 3	Tobacco User/Non-Tobacco User	50	692.09	709.40
	16322PA0040041	Rating Area 3	Tobacco User/Non-Tobacco User	51	722.71	740.77
	16322PA0040041	Rating Area 3	Tobacco User/Non-Tobacco User	52	756.42	775.33
	16322PA0040041	Rating Area 3	Tobacco User/Non-Tobacco User	53	790.52	810.28
	16322PA0040041	Rating Area 3	Tobacco User/Non-Tobacco User	54	827.33	848.02
	16322PA0040041	Rating Area 3	Tobacco User/Non-Tobacco User	55	864.15	885.75
	16322PA0040041	Rating Area 3	Tobacco User/Non-Tobacco User	56	904.06	926.66
	16322PA0040041	Rating Area 3	Tobacco User/Non-Tobacco User	57	944.36	967.97
	16322PA0040041	Rating Area 3	Tobacco User/Non-Tobacco User	58	987.38	1012.06
	16322PA0040041	Rating Area 3	Tobacco User/Non-Tobacco User	59	1008.69	1033.91
	16322PA0040041	Rating Area 3	Tobacco User/Non-Tobacco User	60	1051.70	1077.99
	16322PA0040041	Rating Area 3	Tobacco User/Non-Tobacco User	61	1088.90	1116.13
	16322PA0040041	Rating Area 3	Tobacco User/Non-Tobacco User	62	1113.32	1141.15
	16322PA0040041	Rating Area 3	Tobacco User/Non-Tobacco User	63	1143.93	1172.53
	16322PA0040041	Rating Area 3	Tobacco User/Non-Tobacco User	64 and over	1162.53	1191.59
	16322PA0040041	Rating Area 6	Tobacco User/Non-Tobacco User	0-14	331.47	331.47
	16322PA0040041	Rating Area 6	Tobacco User/Non-Tobacco User	15	360.94	360.94
	16322PA0040041	Rating Area 6	Tobacco User/Non-Tobacco User	16	372.20	372.20
	16322PA0040041	Rating Area 6	Tobacco User/Non-Tobacco User	17	383.47	383.47
	16322PA0040041	Rating Area 6	Tobacco User/Non-Tobacco User	18	395.60	395.60
	16322PA0040041	Rating Area 6	Tobacco User/Non-Tobacco User	19	407.74	407.74
	16322PA0040041	Rating Area 6	Tobacco User/Non-Tobacco User	20	420.30	420.30
	16322PA0040041	Rating Area 6	Tobacco User/Non-Tobacco User	21	433.30	444.13
	16322PA0040041	Rating Area 6	Tobacco User/Non-Tobacco User	22	433.30	444.13
	16322PA0040041	Rating Area 6	Tobacco User/Non-Tobacco User	23	433.30	444.13
	16322PA0040041	Rating Area 6	Tobacco User/Non-Tobacco User	24	433.30	444.13
	16322PA0040041	Rating Area 6	Tobacco User/Non-Tobacco User	25	435.03	445.91
	16322PA0040041	Rating Area 6	Tobacco User/Non-Tobacco User	26	443.70	454.79
	16322PA0040041	Rating Area 6	Tobacco User/Non-Tobacco User	27	454.10	465.45
	16322PA0040041	Rating Area 6	Tobacco User/Non-Tobacco User	28	471.00	482.77
	16322PA0040041	Rating Area 6	Tobacco User/Non-Tobacco User	29	484.86	496.98
	16322PA0040041	Rating Area 6	Tobacco User/Non-Tobacco User	30	491.80	504.09
	16322PA0040041	Rating Area 6	Tobacco User/Non-Tobacco User	31	502.19	514.75
	16322PA0040041	Rating Area 6	Tobacco User/Non-Tobacco User	32	512.59	525.41
	16322PA0040041	Rating Area 6	Tobacco User/Non-Tobacco User	33	519.09	532.07
	16322PA0040041	Rating Area 6	Tobacco User/Non-Tobacco User	34	526.03	539.18
	16322PA0040041	Rating Area 6	Tobacco User/Non-Tobacco User	35	529.49	542.73
	16322PA0040041	Rating Area 6	Tobacco User/Non-Tobacco User	36	532.96	546.28
	16322PA0040041	Rating Area 6	Tobacco User/Non-Tobacco User	37	536.43	549.84
	16322PA0040041	Rating Area 6	Tobacco User/Non-Tobacco User	38	539.89	553.39
	16322PA0040041	Rating Area 6	Tobacco User/Non-Tobacco User	39	546.82	560.50
	16322PA0040041	Rating Area 6	Tobacco User/Non-Tobacco User	40	553.76	567.60
	16322PA0040041	Rating Area 6	Tobacco User/Non-Tobacco User	41	564.16	578.26
	16322PA0040041	Rating Area 6	Tobacco User/Non-Tobacco User	42	574.12	588.48
	16322PA0040041	Rating Area 6	Tobacco User/Non-Tobacco User	43	587.99	602.69
	16322PA0040041	Rating Area 6	Tobacco User/Non-Tobacco User	44	605.32	620.45
	16322PA0040041	Rating Area 6	Tobacco User/Non-Tobacco User	45	625.69	641.33
	16322PA0040041	Rating Area 6	Tobacco User/Non-Tobacco User	46	649.95	666.20
	16322PA0040041	Rating Area 6	Tobacco User/Non-Tobacco User	47	677.25	694.18
	16322PA0040041	Rating Area 6	Tobacco User/Non-Tobacco User	48	708.45	726.16
	16322PA0040041	Rating Area 6	Tobacco User/Non-Tobacco User	49	739.21	757.69
	16322PA0040041	Rating Area 6	Tobacco User/Non-Tobacco User	50	773.87	793.22
	16322PA0040041	Rating Area 6	Tobacco User/Non-Tobacco User	51	808.10	828.31
	16322PA0040041	Rating Area 6	Tobacco User/Non-Tobacco User	52	845.80	866.95
	16322PA0040041	Rating Area 6	Tobacco User/Non-Tobacco User	53	883.93	906.03
	16322PA0040041	Rating Area 6	Tobacco User/Non-Tobacco User	54	925.10	948.22
	16322PA0040041	Rating Area 6	Tobacco User/Non-Tobacco User	55	966.26	990.42
	16322PA0040041	Rating Area 6	Tobacco User/Non-Tobacco User	56	1010.89	1036.16
	16322PA0040041	Rating Area 6	Tobacco User/Non-Tobacco User	57	1055.95	1082.35
	16322PA0040041	Rating Area 6	Tobacco User/Non-Tobacco User	58	1104.05	1131.65
	16322PA0040041	Rating Area 6	Tobacco User/Non-Tobacco User	59	1127.88	1156.08
	16322PA0040041	Rating Area 6	Tobacco User/Non-Tobacco User	60	1175.98	1205.38
	16322PA0040041	Rating Area 6	Tobacco User/Non-Tobacco User	61	1217.57	1248.01
	16322PA0040041	Rating Area 6	Tobacco User/Non-Tobacco User	62	1244.87	1275.99
	16322PA0040041	Rating Area 6	Tobacco User/Non-Tobacco User	63	1279.10	1311.08
	16322PA0040041	Rating Area 6	Tobacco User/Non-Tobacco User	64 and over	1299.90	1332.40
	16322PA0040041	Rating Area 7	Tobacco User/Non-Tobacco User	0-14	336.93	336.93
	16322PA0040041	Rating Area 7	Tobacco User/Non-Tobacco User	15	366.88	366.88
	16322PA0040041	Rating Area 7	Tobacco User/Non-Tobacco User	16	378.33	378.33
	16322PA0040041	Rating Area 7	Tobacco User/Non-Tobacco User	17	389.78	389.78
	16322PA0040041	Rating Area 7	Tobacco User/Non-Tobacco User	18	402.11	402.11
	16322PA0040041	Rating Area 7	Tobacco User/Non-Tobacco User	19	414.44	414.44
	16322PA0040041	Rating Area 7	Tobacco User/Non-Tobacco User	20	427.22	427.22
	16322PA0040041	Rating Area 7	Tobacco User/Non-Tobacco User	21	440.43	451.44
	16322PA0040041	Rating Area 7	Tobacco User/Non-Tobacco User	22	440.43	451.44
	16322PA0040041	Rating Area 7	Tobacco User/Non-Tobacco User	23	440.43	451.44
	16322PA0040041	Rating Area 7	Tobacco User/Non-Tobacco User	24	440.43	451.44
	16322PA0040041	Rating Area 7	Tobacco User/Non-Tobacco User	25	442.19	453.25
	16322PA0040041	Rating Area 7	Tobacco User/Non-Tobacco User	26	451.00	462.28
	16322PA0040041	Rating Area 7	Tobacco User/Non-Tobacco User	27	461.57	473.11
	16322PA0040041	Rating Area 7	Tobacco User/Non-Tobacco User	28	478.75	490.72
	16322PA0040041	Rating Area 7	Tobacco User/Non-Tobacco User	29	492.84	505.16
	16322PA0040041	Rating Area 7	Tobacco User/Non-Tobacco User	30	499.89	512.39
	16322PA0040041	Rating Area 7	Tobacco User/Non-Tobacco User	31	510.46	523.22
	16322PA0040041	Rating Area 7	Tobacco User/Non-Tobacco User	32	521.03	534.05
	16322PA0040041	Rating Area 7	Tobacco User/Non-Tobacco User	33	527.64	540.83
	16322PA0040041	Rating Area 7	Tobacco User/Non-Tobacco User	34	534.68	548.05
	16322PA0040041	Rating Area 7	Tobacco User/Non-Tobacco User	35	538.21	551.66

	16322PA0040041	Rating Area 7	Tobacco User/Non-Tobacco User	36	541.73	555.27
	16322PA0040041	Rating Area 7	Tobacco User/Non-Tobacco User	37	545.25	558.88
	16322PA0040041	Rating Area 7	Tobacco User/Non-Tobacco User	38	548.78	562.50
	16322PA0040041	Rating Area 7	Tobacco User/Non-Tobacco User	39	555.82	569.72
	16322PA0040041	Rating Area 7	Tobacco User/Non-Tobacco User	40	562.87	576.94
	16322PA0040041	Rating Area 7	Tobacco User/Non-Tobacco User	41	573.44	587.78
	16322PA0040041	Rating Area 7	Tobacco User/Non-Tobacco User	42	583.57	598.16
	16322PA0040041	Rating Area 7	Tobacco User/Non-Tobacco User	43	597.66	612.61
	16322PA0040041	Rating Area 7	Tobacco User/Non-Tobacco User	44	615.28	630.66
	16322PA0040041	Rating Area 7	Tobacco User/Non-Tobacco User	45	635.98	651.88
	16322PA0040041	Rating Area 7	Tobacco User/Non-Tobacco User	46	660.65	677.16
	16322PA0040041	Rating Area 7	Tobacco User/Non-Tobacco User	47	688.39	705.60
	16322PA0040041	Rating Area 7	Tobacco User/Non-Tobacco User	48	720.10	738.11
	16322PA0040041	Rating Area 7	Tobacco User/Non-Tobacco User	49	751.37	770.16
	16322PA0040041	Rating Area 7	Tobacco User/Non-Tobacco User	50	786.61	806.27
	16322PA0040041	Rating Area 7	Tobacco User/Non-Tobacco User	51	821.40	841.94
	16322PA0040041	Rating Area 7	Tobacco User/Non-Tobacco User	52	859.72	881.21
	16322PA0040041	Rating Area 7	Tobacco User/Non-Tobacco User	53	898.48	920.94
	16322PA0040041	Rating Area 7	Tobacco User/Non-Tobacco User	54	940.32	963.83
	16322PA0040041	Rating Area 7	Tobacco User/Non-Tobacco User	55	982.16	1006.71
	16322PA0040041	Rating Area 7	Tobacco User/Non-Tobacco User	56	1027.52	1053.21
	16322PA0040041	Rating Area 7	Tobacco User/Non-Tobacco User	57	1073.33	1100.16
	16322PA0040041	Rating Area 7	Tobacco User/Non-Tobacco User	58	1122.22	1150.27
	16322PA0040041	Rating Area 7	Tobacco User/Non-Tobacco User	59	1146.44	1175.10
	16322PA0040041	Rating Area 7	Tobacco User/Non-Tobacco User	60	1195.33	1225.21
	16322PA0040041	Rating Area 7	Tobacco User/Non-Tobacco User	61	1237.61	1268.55
	16322PA0040041	Rating Area 7	Tobacco User/Non-Tobacco User	62	1265.36	1296.99
	16322PA0040041	Rating Area 7	Tobacco User/Non-Tobacco User	63	1300.15	1332.65
	16322PA0040041	Rating Area 7	Tobacco User/Non-Tobacco User	64 and over	1321.29	1354.32
	16322PA0040041	Rating Area 9	Tobacco User/Non-Tobacco User	0-14	295.02	295.02
	16322PA0040041	Rating Area 9	Tobacco User/Non-Tobacco User	15	321.25	321.25
	16322PA0040041	Rating Area 9	Tobacco User/Non-Tobacco User	16	331.27	331.27
	16322PA0040041	Rating Area 9	Tobacco User/Non-Tobacco User	17	341.30	341.30
	16322PA0040041	Rating Area 9	Tobacco User/Non-Tobacco User	18	352.10	352.10
	16322PA0040041	Rating Area 9	Tobacco User/Non-Tobacco User	19	362.90	362.90
	16322PA0040041	Rating Area 9	Tobacco User/Non-Tobacco User	20	374.08	374.08
	16322PA0040041	Rating Area 9	Tobacco User/Non-Tobacco User	21	385.65	395.29
	16322PA0040041	Rating Area 9	Tobacco User/Non-Tobacco User	22	385.65	395.29
	16322PA0040041	Rating Area 9	Tobacco User/Non-Tobacco User	23	385.65	395.29
	16322PA0040041	Rating Area 9	Tobacco User/Non-Tobacco User	24	385.65	395.29
	16322PA0040041	Rating Area 9	Tobacco User/Non-Tobacco User	25	387.19	396.87
	16322PA0040041	Rating Area 9	Tobacco User/Non-Tobacco User	26	394.91	404.78
	16322PA0040041	Rating Area 9	Tobacco User/Non-Tobacco User	27	404.16	414.27
	16322PA0040041	Rating Area 9	Tobacco User/Non-Tobacco User	28	419.20	429.68
	16322PA0040041	Rating Area 9	Tobacco User/Non-Tobacco User	29	431.54	442.33
	16322PA0040041	Rating Area 9	Tobacco User/Non-Tobacco User	30	437.71	448.66
	16322PA0040041	Rating Area 9	Tobacco User/Non-Tobacco User	31	446.97	458.14
	16322PA0040041	Rating Area 9	Tobacco User/Non-Tobacco User	32	456.22	467.63
	16322PA0040041	Rating Area 9	Tobacco User/Non-Tobacco User	33	462.01	473.56
	16322PA0040041	Rating Area 9	Tobacco User/Non-Tobacco User	34	468.18	479.88
	16322PA0040041	Rating Area 9	Tobacco User/Non-Tobacco User	35	471.26	483.05
	16322PA0040041	Rating Area 9	Tobacco User/Non-Tobacco User	36	474.35	486.21
	16322PA0040041	Rating Area 9	Tobacco User/Non-Tobacco User	37	477.43	489.37
	16322PA0040041	Rating Area 9	Tobacco User/Non-Tobacco User	38	480.52	492.53
	16322PA0040041	Rating Area 9	Tobacco User/Non-Tobacco User	39	486.69	498.86
	16322PA0040041	Rating Area 9	Tobacco User/Non-Tobacco User	40	492.86	505.18
	16322PA0040041	Rating Area 9	Tobacco User/Non-Tobacco User	41	502.12	514.67
	16322PA0040041	Rating Area 9	Tobacco User/Non-Tobacco User	42	510.99	523.76
	16322PA0040041	Rating Area 9	Tobacco User/Non-Tobacco User	43	523.33	536.41
	16322PA0040041	Rating Area 9	Tobacco User/Non-Tobacco User	44	538.75	552.22
	16322PA0040041	Rating Area 9	Tobacco User/Non-Tobacco User	45	556.88	570.80
	16322PA0040041	Rating Area 9	Tobacco User/Non-Tobacco User	46	578.48	592.94
	16322PA0040041	Rating Area 9	Tobacco User/Non-Tobacco User	47	602.77	617.84
	16322PA0040041	Rating Area 9	Tobacco User/Non-Tobacco User	48	630.54	646.30
	16322PA0040041	Rating Area 9	Tobacco User/Non-Tobacco User	49	657.92	674.37
	16322PA0040041	Rating Area 9	Tobacco User/Non-Tobacco User	50	688.77	705.99
	16322PA0040041	Rating Area 9	Tobacco User/Non-Tobacco User	51	719.24	737.22
	16322PA0040041	Rating Area 9	Tobacco User/Non-Tobacco User	52	752.79	771.61
	16322PA0040041	Rating Area 9	Tobacco User/Non-Tobacco User	53	786.73	806.39
	16322PA0040041	Rating Area 9	Tobacco User/Non-Tobacco User	54	823.36	843.95
	16322PA0040041	Rating Area 9	Tobacco User/Non-Tobacco User	55	860.00	881.50
	16322PA0040041	Rating Area 9	Tobacco User/Non-Tobacco User	56	899.72	922.21
	16322PA0040041	Rating Area 9	Tobacco User/Non-Tobacco User	57	939.83	963.32
	16322PA0040041	Rating Area 9	Tobacco User/Non-Tobacco User	58	982.64	1007.20
	16322PA0040041	Rating Area 9	Tobacco User/Non-Tobacco User	59	1003.85	1028.94
	16322PA0040041	Rating Area 9	Tobacco User/Non-Tobacco User	60	1046.65	1072.82
	16322PA0040041	Rating Area 9	Tobacco User/Non-Tobacco User	61	1083.68	1110.77
	16322PA0040041	Rating Area 9	Tobacco User/Non-Tobacco User	62	1107.97	1135.67
	16322PA0040041	Rating Area 9	Tobacco User/Non-Tobacco User	63	1138.44	1166.90
	16322PA0040041	Rating Area 9	Tobacco User/Non-Tobacco User	64 and over	1156.95	1185.87
	16322PA0040042	Rating Area 3	Tobacco User/Non-Tobacco User	0-14	342.78	342.78
	16322PA0040042	Rating Area 3	Tobacco User/Non-Tobacco User	15	373.25	373.25
	16322PA0040042	Rating Area 3	Tobacco User/Non-Tobacco User	16	384.90	384.90
	16322PA0040042	Rating Area 3	Tobacco User/Non-Tobacco User	17	396.55	396.55
	16322PA0040042	Rating Area 3	Tobacco User/Non-Tobacco User	18	409.10	409.10
	16322PA0040042	Rating Area 3	Tobacco User/Non-Tobacco User	19	421.64	421.64
	16322PA0040042	Rating Area 3	Tobacco User/Non-Tobacco User	20	434.64	434.64
	16322PA0040042	Rating Area 3	Tobacco User/Non-Tobacco User	21	448.08	459.28
	16322PA0040042	Rating Area 3	Tobacco User/Non-Tobacco User	22	448.08	459.28
	16322PA0040042	Rating Area 3	Tobacco User/Non-Tobacco User	23	448.08	459.28
	16322PA0040042	Rating Area 3	Tobacco User/Non-Tobacco User	24	448.08	459.28
	16322PA0040042	Rating Area 3	Tobacco User/Non-Tobacco User	25	449.87	461.12
	16322PA0040042	Rating Area 3	Tobacco User/Non-Tobacco User	26	458.83	470.30
	16322PA0040042	Rating Area 3	Tobacco User/Non-Tobacco User	27	469.59	481.33
	16322PA0040042	Rating Area 3	Tobacco User/Non-Tobacco User	28	487.06	499.24
	16322PA0040042	Rating Area 3	Tobacco User/Non-Tobacco User	29	501.40	513.94
	16322PA0040042	Rating Area 3	Tobacco User/Non-Tobacco User	30	508.57	521.29
	16322PA0040042	Rating Area 3	Tobacco User/Non-Tobacco User	31	519.32	532.31
	16322PA0040042	Rating Area 3	Tobacco User/Non-Tobacco User	32	530.08	543.33
	16322PA0040042	Rating Area 3	Tobacco User/Non-Tobacco User	33	536.80	550.22
	16322PA0040042	Rating Area 3	Tobacco User/Non-Tobacco User	34	543.97	557.57
	16322PA0040042	Rating Area 3	Tobacco User/Non-Tobacco User	35	547.55	561.24
	16322PA0040042	Rating Area 3	Tobacco User/Non-Tobacco User	36	551.14	564.92
	16322PA0040042	Rating Area 3	Tobacco User/Non-Tobacco User	37	554.72	568.59
	16322PA0040042	Rating Area 3	Tobacco User/Non-Tobacco User	38	558.31	572.27
	16322PA0040042	Rating Area 3	Tobacco User/Non-Tobacco User	39	565.48	579.61
	16322PA0040042	Rating Area 3	Tobacco User/Non-Tobacco User	40	572.65	586.96
	16322PA0040042	Rating Area 3	Tobacco User/Non-Tobacco User	41	583.40	597.99
	16322PA0040042	Rating Area 3	Tobacco User/Non-Tobacco User	42	593.71	608.55
	16322PA0040042	Rating Area 3	Tobacco User/Non-Tobacco User	43	608.04	623.25
	16322PA0040042	Rating Area 3	Tobacco User/Non-Tobacco User	44	625.97	641.62
	16322PA0040042	Rating Area 3	Tobacco User/Non-Tobacco User	45	647.03	663.20
	16322PA0040042	Rating Area 3	Tobacco User/Non-Tobacco User	46	672.12	688.92
	16322PA0040042	Rating Area 3	Tobacco User/Non-Tobacco User	47	700.35	717.86
	16322PA0040042	Rating Area 3	Tobacco User/Non-Tobacco User	48	732.61	750.93
	16322PA0040042	Rating Area 3	Tobacco User/Non-Tobacco User	49	764.42	783.54
	16322PA0040042	Rating Area 3	Tobacco User/Non-Tobacco User	50	800.27	820.28
	16322PA0040042	Rating Area 3	Tobacco User/Non-Tobacco User	51	835.67	856.56
	16322PA0040042	Rating Area 3	Tobacco User/Non-Tobacco User	52	874.65	896.52
	16322PA0040042	Rating Area 3	Tobacco User/Non-Tobacco User	53	914.08	936.94
	16322PA0040042	Rating Area 3	Tobacco User/Non-Tobacco User	54	956.65	980.57
	16322PA0040042	Rating Area 3	Tobacco User/Non-Tobacco User	55	999.22	1024.20
	16322PA0040042	Rating Area 3	Tobacco User/Non-Tobacco User	56	1045.37	1071.50
	16322PA0040042	Rating Area 3	Tobacco User/Non-Tobacco User	57	1091.97	1119.27
	16322PA0040042	Rating Area 3	Tobacco User/Non-Tobacco User	58	1141.71	1170.25
	16322PA0040042	Rating Area 3	Tobacco User/Non-Tobacco User	59	1166.35	1195.51
	16322PA0040042	Rating Area 3	Tobacco User/Non-Tobacco User	60	1216.09	1246.49
	16322PA0040042	Rating Area 3	Tobacco User/Non-Tobacco User	61	1259.10	1290.58
	16322PA0040042	Rating Area 3	Tobacco User/Non-Tobacco User	62	1287.33	1319.52
	16322PA0040042	Rating Area 3	Tobacco User/Non-Tobacco User	63	1322.73	1355.80

	16322PA0040042	Rating Area 3	Tobacco User/Non-Tobacco User	64 and over	1344.24	1377.85
	16322PA0040042	Rating Area 6	Tobacco User/Non-Tobacco User	0-14	383.28	383.28
	16322PA0040042	Rating Area 6	Tobacco User/Non-Tobacco User	15	417.35	417.35
	16322PA0040042	Rating Area 6	Tobacco User/Non-Tobacco User	16	430.38	430.38
	16322PA0040042	Rating Area 6	Tobacco User/Non-Tobacco User	17	443.40	443.40
	16322PA0040042	Rating Area 6	Tobacco User/Non-Tobacco User	18	457.43	457.43
	16322PA0040042	Rating Area 6	Tobacco User/Non-Tobacco User	19	471.46	471.46
	16322PA0040042	Rating Area 6	Tobacco User/Non-Tobacco User	20	485.99	485.99
	16322PA0040042	Rating Area 6	Tobacco User/Non-Tobacco User	21	501.02	513.55
	16322PA0040042	Rating Area 6	Tobacco User/Non-Tobacco User	22	501.02	513.55
	16322PA0040042	Rating Area 6	Tobacco User/Non-Tobacco User	23	501.02	513.55
	16322PA0040042	Rating Area 6	Tobacco User/Non-Tobacco User	24	501.02	513.55
	16322PA0040042	Rating Area 6	Tobacco User/Non-Tobacco User	25	503.02	515.60
	16322PA0040042	Rating Area 6	Tobacco User/Non-Tobacco User	26	513.04	525.87
	16322PA0040042	Rating Area 6	Tobacco User/Non-Tobacco User	27	525.07	538.20
	16322PA0040042	Rating Area 6	Tobacco User/Non-Tobacco User	28	544.61	558.22
	16322PA0040042	Rating Area 6	Tobacco User/Non-Tobacco User	29	560.64	574.66
	16322PA0040042	Rating Area 6	Tobacco User/Non-Tobacco User	30	568.66	582.87
	16322PA0040042	Rating Area 6	Tobacco User/Non-Tobacco User	31	580.68	595.20
	16322PA0040042	Rating Area 6	Tobacco User/Non-Tobacco User	32	592.71	607.52
	16322PA0040042	Rating Area 6	Tobacco User/Non-Tobacco User	33	600.22	615.23
	16322PA0040042	Rating Area 6	Tobacco User/Non-Tobacco User	34	608.24	623.44
	16322PA0040042	Rating Area 6	Tobacco User/Non-Tobacco User	35	612.25	627.55
	16322PA0040042	Rating Area 6	Tobacco User/Non-Tobacco User	36	616.25	631.66
	16322PA0040042	Rating Area 6	Tobacco User/Non-Tobacco User	37	620.26	635.77
	16322PA0040042	Rating Area 6	Tobacco User/Non-Tobacco User	38	624.27	639.88
	16322PA0040042	Rating Area 6	Tobacco User/Non-Tobacco User	39	632.29	648.09
	16322PA0040042	Rating Area 6	Tobacco User/Non-Tobacco User	40	640.30	656.31
	16322PA0040042	Rating Area 6	Tobacco User/Non-Tobacco User	41	652.33	668.64
	16322PA0040042	Rating Area 6	Tobacco User/Non-Tobacco User	42	663.85	680.45
	16322PA0040042	Rating Area 6	Tobacco User/Non-Tobacco User	43	679.88	696.88
	16322PA0040042	Rating Area 6	Tobacco User/Non-Tobacco User	44	699.92	717.42
	16322PA0040042	Rating Area 6	Tobacco User/Non-Tobacco User	45	723.47	741.56
	16322PA0040042	Rating Area 6	Tobacco User/Non-Tobacco User	46	751.53	770.32
	16322PA0040042	Rating Area 6	Tobacco User/Non-Tobacco User	47	783.09	802.67
	16322PA0040042	Rating Area 6	Tobacco User/Non-Tobacco User	48	819.17	839.65
	16322PA0040042	Rating Area 6	Tobacco User/Non-Tobacco User	49	854.74	876.11
	16322PA0040042	Rating Area 6	Tobacco User/Non-Tobacco User	50	894.82	917.19
	16322PA0040042	Rating Area 6	Tobacco User/Non-Tobacco User	51	934.40	957.76
	16322PA0040042	Rating Area 6	Tobacco User/Non-Tobacco User	52	977.99	1002.44
	16322PA0040042	Rating Area 6	Tobacco User/Non-Tobacco User	53	1022.08	1047.63
	16322PA0040042	Rating Area 6	Tobacco User/Non-Tobacco User	54	1069.68	1096.42
	16322PA0040042	Rating Area 6	Tobacco User/Non-Tobacco User	55	1117.27	1145.21
	16322PA0040042	Rating Area 6	Tobacco User/Non-Tobacco User	56	1168.88	1198.10
	16322PA0040042	Rating Area 6	Tobacco User/Non-Tobacco User	57	1220.99	1251.51
	16322PA0040042	Rating Area 6	Tobacco User/Non-Tobacco User	58	1276.60	1308.51
	16322PA0040042	Rating Area 6	Tobacco User/Non-Tobacco User	59	1304.16	1336.76
	16322PA0040042	Rating Area 6	Tobacco User/Non-Tobacco User	60	1359.77	1393.76
	16322PA0040042	Rating Area 6	Tobacco User/Non-Tobacco User	61	1407.87	1443.06
	16322PA0040042	Rating Area 6	Tobacco User/Non-Tobacco User	62	1439.43	1475.42
	16322PA0040042	Rating Area 6	Tobacco User/Non-Tobacco User	63	1479.01	1515.99
	16322PA0040042	Rating Area 6	Tobacco User/Non-Tobacco User	64 and over	1503.06	1540.64
	16322PA0040042	Rating Area 7	Tobacco User/Non-Tobacco User	0-14	389.58	389.58
	16322PA0040042	Rating Area 7	Tobacco User/Non-Tobacco User	15	424.21	424.21
	16322PA0040042	Rating Area 7	Tobacco User/Non-Tobacco User	16	437.45	437.45
	16322PA0040042	Rating Area 7	Tobacco User/Non-Tobacco User	17	450.70	450.70
	16322PA0040042	Rating Area 7	Tobacco User/Non-Tobacco User	18	464.95	464.95
	16322PA0040042	Rating Area 7	Tobacco User/Non-Tobacco User	19	479.21	479.21
	16322PA0040042	Rating Area 7	Tobacco User/Non-Tobacco User	20	493.98	493.98
	16322PA0040042	Rating Area 7	Tobacco User/Non-Tobacco User	21	509.26	521.99
	16322PA0040042	Rating Area 7	Tobacco User/Non-Tobacco User	22	509.26	521.99
	16322PA0040042	Rating Area 7	Tobacco User/Non-Tobacco User	23	509.26	521.99
	16322PA0040042	Rating Area 7	Tobacco User/Non-Tobacco User	24	509.26	521.99
	16322PA0040042	Rating Area 7	Tobacco User/Non-Tobacco User	25	511.30	524.08
	16322PA0040042	Rating Area 7	Tobacco User/Non-Tobacco User	26	521.48	534.52
	16322PA0040042	Rating Area 7	Tobacco User/Non-Tobacco User	27	533.70	547.05
	16322PA0040042	Rating Area 7	Tobacco User/Non-Tobacco User	28	553.57	567.40
	16322PA0040042	Rating Area 7	Tobacco User/Non-Tobacco User	29	569.86	584.11
	16322PA0040042	Rating Area 7	Tobacco User/Non-Tobacco User	30	578.01	592.46
	16322PA0040042	Rating Area 7	Tobacco User/Non-Tobacco User	31	590.23	604.99
	16322PA0040042	Rating Area 7	Tobacco User/Non-Tobacco User	32	602.45	617.52
	16322PA0040042	Rating Area 7	Tobacco User/Non-Tobacco User	33	610.09	625.35
	16322PA0040042	Rating Area 7	Tobacco User/Non-Tobacco User	34	618.24	633.70
	16322PA0040042	Rating Area 7	Tobacco User/Non-Tobacco User	35	622.32	637.87
	16322PA0040042	Rating Area 7	Tobacco User/Non-Tobacco User	36	626.39	642.05
	16322PA0040042	Rating Area 7	Tobacco User/Non-Tobacco User	37	630.46	646.23
	16322PA0040042	Rating Area 7	Tobacco User/Non-Tobacco User	38	634.54	650.40
	16322PA0040042	Rating Area 7	Tobacco User/Non-Tobacco User	39	642.69	658.75
	16322PA0040042	Rating Area 7	Tobacco User/Non-Tobacco User	40	650.83	667.11
	16322PA0040042	Rating Area 7	Tobacco User/Non-Tobacco User	41	663.06	679.63
	16322PA0040042	Rating Area 7	Tobacco User/Non-Tobacco User	42	674.77	691.64
	16322PA0040042	Rating Area 7	Tobacco User/Non-Tobacco User	43	691.07	708.34
	16322PA0040042	Rating Area 7	Tobacco User/Non-Tobacco User	44	711.44	729.22
	16322PA0040042	Rating Area 7	Tobacco User/Non-Tobacco User	45	735.37	753.76
	16322PA0040042	Rating Area 7	Tobacco User/Non-Tobacco User	46	763.89	782.99
	16322PA0040042	Rating Area 7	Tobacco User/Non-Tobacco User	47	795.97	815.87
	16322PA0040042	Rating Area 7	Tobacco User/Non-Tobacco User	48	832.64	853.46
	16322PA0040042	Rating Area 7	Tobacco User/Non-Tobacco User	49	868.80	890.52
	16322PA0040042	Rating Area 7	Tobacco User/Non-Tobacco User	50	909.54	932.28
	16322PA0040042	Rating Area 7	Tobacco User/Non-Tobacco User	51	949.77	973.51
	16322PA0040042	Rating Area 7	Tobacco User/Non-Tobacco User	52	994.08	1018.93
	16322PA0040042	Rating Area 7	Tobacco User/Non-Tobacco User	53	1038.89	1064.86
	16322PA0040042	Rating Area 7	Tobacco User/Non-Tobacco User	54	1087.27	1114.45
	16322PA0040042	Rating Area 7	Tobacco User/Non-Tobacco User	55	1135.65	1164.04
	16322PA0040042	Rating Area 7	Tobacco User/Non-Tobacco User	56	1188.10	1217.81
	16322PA0040042	Rating Area 7	Tobacco User/Non-Tobacco User	57	1241.07	1272.09
	16322PA0040042	Rating Area 7	Tobacco User/Non-Tobacco User	58	1297.59	1330.03
	16322PA0040042	Rating Area 7	Tobacco User/Non-Tobacco User	59	1325.60	1358.74
	16322PA0040042	Rating Area 7	Tobacco User/Non-Tobacco User	60	1382.13	1416.68
	16322PA0040042	Rating Area 7	Tobacco User/Non-Tobacco User	61	1431.02	1466.80
	16322PA0040042	Rating Area 7	Tobacco User/Non-Tobacco User	62	1463.10	1499.68
	16322PA0040042	Rating Area 7	Tobacco User/Non-Tobacco User	63	1503.34	1540.92
	16322PA0040042	Rating Area 7	Tobacco User/Non-Tobacco User	64 and over	1527.78	1565.97
	16322PA0040042	Rating Area 9	Tobacco User/Non-Tobacco User	0-14	341.13	341.13
	16322PA0040042	Rating Area 9	Tobacco User/Non-Tobacco User	15	371.45	371.45
	16322PA0040042	Rating Area 9	Tobacco User/Non-Tobacco User	16	383.05	383.05
	16322PA0040042	Rating Area 9	Tobacco User/Non-Tobacco User	17	394.64	394.64
	16322PA0040042	Rating Area 9	Tobacco User/Non-Tobacco User	18	407.12	407.12
	16322PA0040042	Rating Area 9	Tobacco User/Non-Tobacco User	19	419.61	419.61
	16322PA0040042	Rating Area 9	Tobacco User/Non-Tobacco User	20	432.54	432.54
	16322PA0040042	Rating Area 9	Tobacco User/Non-Tobacco User	21	445.92	457.07
	16322PA0040042	Rating Area 9	Tobacco User/Non-Tobacco User	22	445.92	457.07
	16322PA0040042	Rating Area 9	Tobacco User/Non-Tobacco User	23	445.92	457.07
	16322PA0040042	Rating Area 9	Tobacco User/Non-Tobacco User	24	445.92	457.07
	16322PA0040042	Rating Area 9	Tobacco User/Non-Tobacco User	25	447.70	458.90
	16322PA0040042	Rating Area 9	Tobacco User/Non-Tobacco User	26	456.62	468.04
	16322PA0040042	Rating Area 9	Tobacco User/Non-Tobacco User	27	467.32	479.01
	16322PA0040042	Rating Area 9	Tobacco User/Non-Tobacco User	28	484.72	496.83
	16322PA0040042	Rating Area 9	Tobacco User/Non-Tobacco User	29	498.98	511.46
	16322PA0040042	Rating Area 9	Tobacco User/Non-Tobacco User	30	506.12	518.77
	16322PA0040042	Rating Area 9	Tobacco User/Non-Tobacco User	31	516.82	529.74
	16322PA0040042	Rating Area 9	Tobacco User/Non-Tobacco User	32	527.52	540.71
	16322PA0040042	Rating Area 9	Tobacco User/Non-Tobacco User	33	534.21	547.57
	16322PA0040042	Rating Area 9	Tobacco User/Non-Tobacco User	34	541.35	554.88
	16322PA0040042	Rating Area 9	Tobacco User/Non-Tobacco User	35	544.91	558.54
	16322PA0040042	Rating Area 9	Tobacco User/Non-Tobacco User	36	548.48	562.19
	16322PA0040042	Rating Area 9	Tobacco User/Non-Tobacco User	37	552.05	565.85
	16322PA0040042	Rating Area 9	Tobacco User/Non-Tobacco User	38	555.62	569.51
	16322PA0040042	Rating Area 9	Tobacco User/Non-Tobacco User	39	562.75	576.82
	16322PA0040042	Rating Area 9	Tobacco User/Non-Tobacco User	40	569.89	584.13

	16322PA0040042	Rating Area 9	Tobacco User/Non-Tobacco User	41	580.59	595.10
	16322PA0040042	Rating Area 9	Tobacco User/Non-Tobacco User	42	590.84	605.62
	16322PA0040042	Rating Area 9	Tobacco User/Non-Tobacco User	43	605.11	620.24
	16322PA0040042	Rating Area 9	Tobacco User/Non-Tobacco User	44	622.95	638.52
	16322PA0040042	Rating Area 9	Tobacco User/Non-Tobacco User	45	643.91	660.01
	16322PA0040042	Rating Area 9	Tobacco User/Non-Tobacco User	46	668.88	685.60
	16322PA0040042	Rating Area 9	Tobacco User/Non-Tobacco User	47	696.97	714.40
	16322PA0040042	Rating Area 9	Tobacco User/Non-Tobacco User	48	729.08	747.31
	16322PA0040042	Rating Area 9	Tobacco User/Non-Tobacco User	49	760.74	779.76
	16322PA0040042	Rating Area 9	Tobacco User/Non-Tobacco User	50	796.41	816.32
	16322PA0040042	Rating Area 9	Tobacco User/Non-Tobacco User	51	831.64	852.43
	16322PA0040042	Rating Area 9	Tobacco User/Non-Tobacco User	52	870.44	892.20
	16322PA0040042	Rating Area 9	Tobacco User/Non-Tobacco User	53	909.68	932.42
	16322PA0040042	Rating Area 9	Tobacco User/Non-Tobacco User	54	952.04	975.84
	16322PA0040042	Rating Area 9	Tobacco User/Non-Tobacco User	55	994.40	1019.26
	16322PA0040042	Rating Area 9	Tobacco User/Non-Tobacco User	56	1040.33	1066.34
	16322PA0040042	Rating Area 9	Tobacco User/Non-Tobacco User	57	1086.71	1113.87
	16322PA0040042	Rating Area 9	Tobacco User/Non-Tobacco User	58	1136.20	1164.61
	16322PA0040042	Rating Area 9	Tobacco User/Non-Tobacco User	59	1160.73	1189.75
	16322PA0040042	Rating Area 9	Tobacco User/Non-Tobacco User	60	1210.23	1240.48
	16322PA0040042	Rating Area 9	Tobacco User/Non-Tobacco User	61	1253.04	1284.36
	16322PA0040042	Rating Area 9	Tobacco User/Non-Tobacco User	62	1281.13	1313.16
	16322PA0040042	Rating Area 9	Tobacco User/Non-Tobacco User	63	1316.36	1349.26
	16322PA0040042	Rating Area 9	Tobacco User/Non-Tobacco User	64 and over	1337.76	1371.20
	16322PA0040047	Rating Area 1	Tobacco User/Non-Tobacco User	0-14	224.57	224.57
	16322PA0040047	Rating Area 1	Tobacco User/Non-Tobacco User	15	244.53	244.53
	16322PA0040047	Rating Area 1	Tobacco User/Non-Tobacco User	16	252.16	252.16
	16322PA0040047	Rating Area 1	Tobacco User/Non-Tobacco User	17	259.79	259.79
	16322PA0040047	Rating Area 1	Tobacco User/Non-Tobacco User	18	268.01	268.01
	16322PA0040047	Rating Area 1	Tobacco User/Non-Tobacco User	19	276.23	276.23
	16322PA0040047	Rating Area 1	Tobacco User/Non-Tobacco User	20	284.74	284.74
	16322PA0040047	Rating Area 1	Tobacco User/Non-Tobacco User	21	293.55	300.89
	16322PA0040047	Rating Area 1	Tobacco User/Non-Tobacco User	22	293.55	300.89
	16322PA0040047	Rating Area 1	Tobacco User/Non-Tobacco User	23	293.55	300.89
	16322PA0040047	Rating Area 1	Tobacco User/Non-Tobacco User	24	293.55	300.89
	16322PA0040047	Rating Area 1	Tobacco User/Non-Tobacco User	25	294.72	302.09
	16322PA0040047	Rating Area 1	Tobacco User/Non-Tobacco User	26	300.60	308.11
	16322PA0040047	Rating Area 1	Tobacco User/Non-Tobacco User	27	307.64	315.33
	16322PA0040047	Rating Area 1	Tobacco User/Non-Tobacco User	28	319.09	327.07
	16322PA0040047	Rating Area 1	Tobacco User/Non-Tobacco User	29	328.48	336.69
	16322PA0040047	Rating Area 1	Tobacco User/Non-Tobacco User	30	333.18	341.51
	16322PA0040047	Rating Area 1	Tobacco User/Non-Tobacco User	31	340.22	348.73
	16322PA0040047	Rating Area 1	Tobacco User/Non-Tobacco User	32	347.27	355.95
	16322PA0040047	Rating Area 1	Tobacco User/Non-Tobacco User	33	351.67	360.46
	16322PA0040047	Rating Area 1	Tobacco User/Non-Tobacco User	34	356.37	365.28
	16322PA0040047	Rating Area 1	Tobacco User/Non-Tobacco User	35	358.72	367.69
	16322PA0040047	Rating Area 1	Tobacco User/Non-Tobacco User	36	361.07	370.09
	16322PA0040047	Rating Area 1	Tobacco User/Non-Tobacco User	37	363.41	372.50
	16322PA0040047	Rating Area 1	Tobacco User/Non-Tobacco User	38	365.76	374.91
	16322PA0040047	Rating Area 1	Tobacco User/Non-Tobacco User	39	370.46	379.72
	16322PA0040047	Rating Area 1	Tobacco User/Non-Tobacco User	40	375.16	384.54
	16322PA0040047	Rating Area 1	Tobacco User/Non-Tobacco User	41	382.20	391.76
	16322PA0040047	Rating Area 1	Tobacco User/Non-Tobacco User	42	388.95	398.68
	16322PA0040047	Rating Area 1	Tobacco User/Non-Tobacco User	43	398.35	408.31
	16322PA0040047	Rating Area 1	Tobacco User/Non-Tobacco User	44	410.09	420.34
	16322PA0040047	Rating Area 1	Tobacco User/Non-Tobacco User	45	423.89	434.48
	16322PA0040047	Rating Area 1	Tobacco User/Non-Tobacco User	46	440.33	451.33
	16322PA0040047	Rating Area 1	Tobacco User/Non-Tobacco User	47	458.82	470.29
	16322PA0040047	Rating Area 1	Tobacco User/Non-Tobacco User	48	479.95	491.95
	16322PA0040047	Rating Area 1	Tobacco User/Non-Tobacco User	49	500.80	513.32
	16322PA0040047	Rating Area 1	Tobacco User/Non-Tobacco User	50	524.28	537.39
	16322PA0040047	Rating Area 1	Tobacco User/Non-Tobacco User	51	547.47	561.16
	16322PA0040047	Rating Area 1	Tobacco User/Non-Tobacco User	52	573.01	587.33
	16322PA0040047	Rating Area 1	Tobacco User/Non-Tobacco User	53	598.84	613.81
	16322PA0040047	Rating Area 1	Tobacco User/Non-Tobacco User	54	626.73	642.40
	16322PA0040047	Rating Area 1	Tobacco User/Non-Tobacco User	55	654.62	670.98
	16322PA0040047	Rating Area 1	Tobacco User/Non-Tobacco User	56	684.85	701.97
	16322PA0040047	Rating Area 1	Tobacco User/Non-Tobacco User	57	715.38	733.27
	16322PA0040047	Rating Area 1	Tobacco User/Non-Tobacco User	58	747.97	766.66
	16322PA0040047	Rating Area 1	Tobacco User/Non-Tobacco User	59	764.11	783.21
	16322PA0040047	Rating Area 1	Tobacco User/Non-Tobacco User	60	796.69	816.61
	16322PA0040047	Rating Area 1	Tobacco User/Non-Tobacco User	61	824.88	845.50
	16322PA0040047	Rating Area 1	Tobacco User/Non-Tobacco User	62	843.37	864.45
	16322PA0040047	Rating Area 1	Tobacco User/Non-Tobacco User	63	866.56	888.22
	16322PA0040047	Rating Area 1	Tobacco User/Non-Tobacco User	64 and over	880.65	902.67
	16322PA0040047	Rating Area 2	Tobacco User/Non-Tobacco User	0-14	270.83	270.83
	16322PA0040047	Rating Area 2	Tobacco User/Non-Tobacco User	15	294.91	294.91
	16322PA0040047	Rating Area 2	Tobacco User/Non-Tobacco User	16	304.11	304.11
	16322PA0040047	Rating Area 2	Tobacco User/Non-Tobacco User	17	313.32	313.32
	16322PA0040047	Rating Area 2	Tobacco User/Non-Tobacco User	18	323.23	323.23
	16322PA0040047	Rating Area 2	Tobacco User/Non-Tobacco User	19	333.14	333.14
	16322PA0040047	Rating Area 2	Tobacco User/Non-Tobacco User	20	343.41	343.41
	16322PA0040047	Rating Area 2	Tobacco User/Non-Tobacco User	21	354.03	362.88
	16322PA0040047	Rating Area 2	Tobacco User/Non-Tobacco User	22	354.03	362.88
	16322PA0040047	Rating Area 2	Tobacco User/Non-Tobacco User	23	354.03	362.88
	16322PA0040047	Rating Area 2	Tobacco User/Non-Tobacco User	24	354.03	362.88
	16322PA0040047	Rating Area 2	Tobacco User/Non-Tobacco User	25	355.45	364.33
	16322PA0040047	Rating Area 2	Tobacco User/Non-Tobacco User	26	362.53	371.59
	16322PA0040047	Rating Area 2	Tobacco User/Non-Tobacco User	27	371.02	380.30
	16322PA0040047	Rating Area 2	Tobacco User/Non-Tobacco User	28	384.83	394.45
	16322PA0040047	Rating Area 2	Tobacco User/Non-Tobacco User	29	396.16	406.06
	16322PA0040047	Rating Area 2	Tobacco User/Non-Tobacco User	30	401.82	411.87
	16322PA0040047	Rating Area 2	Tobacco User/Non-Tobacco User	31	410.32	420.58
	16322PA0040047	Rating Area 2	Tobacco User/Non-Tobacco User	32	418.82	429.29
	16322PA0040047	Rating Area 2	Tobacco User/Non-Tobacco User	33	424.13	434.73
	16322PA0040047	Rating Area 2	Tobacco User/Non-Tobacco User	34	429.79	440.54
	16322PA0040047	Rating Area 2	Tobacco User/Non-Tobacco User	35	432.62	443.44
	16322PA0040047	Rating Area 2	Tobacco User/Non-Tobacco User	36	435.46	446.34
	16322PA0040047	Rating Area 2	Tobacco User/Non-Tobacco User	37	438.29	449.25
	16322PA0040047	Rating Area 2	Tobacco User/Non-Tobacco User	38	441.12	452.15
	16322PA0040047	Rating Area 2	Tobacco User/Non-Tobacco User	39	446.79	457.96
	16322PA0040047	Rating Area 2	Tobacco User/Non-Tobacco User	40	452.45	463.76
	16322PA0040047	Rating Area 2	Tobacco User/Non-Tobacco User	41	460.95	472.47
	16322PA0040047	Rating Area 2	Tobacco User/Non-Tobacco User	42	469.09	480.82
	16322PA0040047	Rating Area 2	Tobacco User/Non-Tobacco User	43	480.42	492.43
	16322PA0040047	Rating Area 2	Tobacco User/Non-Tobacco User	44	494.58	506.94
	16322PA0040047	Rating Area 2	Tobacco User/Non-Tobacco User	45	511.22	524.00
	16322PA0040047	Rating Area 2	Tobacco User/Non-Tobacco User	46	531.05	544.32
	16322PA0040047	Rating Area 2	Tobacco User/Non-Tobacco User	47	553.35	567.18
	16322PA0040047	Rating Area 2	Tobacco User/Non-Tobacco User	48	578.84	593.31
	16322PA0040047	Rating Area 2	Tobacco User/Non-Tobacco User	49	603.98	619.07
	16322PA0040047	Rating Area 2	Tobacco User/Non-Tobacco User	50	632.30	648.11
	16322PA0040047	Rating Area 2	Tobacco User/Non-Tobacco User	51	660.27	676.77
	16322PA0040047	Rating Area 2	Tobacco User/Non-Tobacco User	52	691.07	708.34
	16322PA0040047	Rating Area 2	Tobacco User/Non-Tobacco User	53	722.22	740.28
	16322PA0040047	Rating Area 2	Tobacco User/Non-Tobacco User	54	755.85	774.75
	16322PA0040047	Rating Area 2	Tobacco User/Non-Tobacco User	55	789.49	809.22
	16322PA0040047	Rating Area 2	Tobacco User/Non-Tobacco User	56	825.95	846.60
	16322PA0040047	Rating Area 2	Tobacco User/Non-Tobacco User	57	862.77	884.34
	16322PA0040047	Rating Area 2	Tobacco User/Non-Tobacco User	58	902.07	924.62
	16322PA0040047	Rating Area 2	Tobacco User/Non-Tobacco User	59	921.54	944.58
	16322PA0040047	Rating Area 2	Tobacco User/Non-Tobacco User	60	960.84	984.86
	16322PA0040047	Rating Area 2	Tobacco User/Non-Tobacco User	61	994.82	1019.69
	16322PA0040047	Rating Area 2	Tobacco User/Non-Tobacco User	62	1017.13	1042.56
	16322PA0040047	Rating Area 2	Tobacco User/Non-Tobacco User	63	1045.10	1071.22
	16322PA0040047	Rating Area 2	Tobacco User/Non-Tobacco User	64 and over	1062.09	1088.64
	16322PA0040047	Rating Area 4	Tobacco User/Non-Tobacco User	0-14	224.57	224.57
	16322PA0040047	Rating Area 4	Tobacco User/Non-Tobacco User	15	244.53	244.53
	16322PA0040047	Rating Area 4	Tobacco User/Non-Tobacco User	16	252.16	252.16
	16322PA0040047	Rating Area 4	Tobacco User/Non-Tobacco User	17	259.79	259.79



16322PA0040047	Rating Area 4	Tobacco User/Non-Tobacco User	18	268.01	268.01
16322PA0040047	Rating Area 4	Tobacco User/Non-Tobacco User	19	276.23	276.23
16322PA0040047	Rating Area 4	Tobacco User/Non-Tobacco User	20	284.74	284.74
16322PA0040047	Rating Area 4	Tobacco User/Non-Tobacco User	21	293.55	300.89
16322PA0040047	Rating Area 4	Tobacco User/Non-Tobacco User	22	293.55	300.89
16322PA0040047	Rating Area 4	Tobacco User/Non-Tobacco User	23	293.55	300.89
16322PA0040047	Rating Area 4	Tobacco User/Non-Tobacco User	24	293.55	300.89
16322PA0040047	Rating Area 4	Tobacco User/Non-Tobacco User	25	294.72	302.09
16322PA0040047	Rating Area 4	Tobacco User/Non-Tobacco User	26	300.60	308.11
16322PA0040047	Rating Area 4	Tobacco User/Non-Tobacco User	27	307.64	315.33
16322PA0040047	Rating Area 4	Tobacco User/Non-Tobacco User	28	319.09	327.07
16322PA0040047	Rating Area 4	Tobacco User/Non-Tobacco User	29	328.48	336.69
16322PA0040047	Rating Area 4	Tobacco User/Non-Tobacco User	30	333.18	341.51
16322PA0040047	Rating Area 4	Tobacco User/Non-Tobacco User	31	340.22	348.73
16322PA0040047	Rating Area 4	Tobacco User/Non-Tobacco User	32	347.27	355.95
16322PA0040047	Rating Area 4	Tobacco User/Non-Tobacco User	33	351.67	360.46
16322PA0040047	Rating Area 4	Tobacco User/Non-Tobacco User	34	356.37	365.28
16322PA0040047	Rating Area 4	Tobacco User/Non-Tobacco User	35	358.72	367.69
16322PA0040047	Rating Area 4	Tobacco User/Non-Tobacco User	36	361.07	370.09
16322PA0040047	Rating Area 4	Tobacco User/Non-Tobacco User	37	363.41	372.50
16322PA0040047	Rating Area 4	Tobacco User/Non-Tobacco User	38	365.76	374.91
16322PA0040047	Rating Area 4	Tobacco User/Non-Tobacco User	39	370.46	379.72
16322PA0040047	Rating Area 4	Tobacco User/Non-Tobacco User	40	375.16	384.54
16322PA0040047	Rating Area 4	Tobacco User/Non-Tobacco User	41	382.20	391.76
16322PA0040047	Rating Area 4	Tobacco User/Non-Tobacco User	42	388.95	398.68
16322PA0040047	Rating Area 4	Tobacco User/Non-Tobacco User	43	398.35	408.31
16322PA0040047	Rating Area 4	Tobacco User/Non-Tobacco User	44	410.09	420.34
16322PA0040047	Rating Area 4	Tobacco User/Non-Tobacco User	45	423.89	434.48
16322PA0040047	Rating Area 4	Tobacco User/Non-Tobacco User	46	440.33	451.33
16322PA0040047	Rating Area 4	Tobacco User/Non-Tobacco User	47	458.82	470.29
16322PA0040047	Rating Area 4	Tobacco User/Non-Tobacco User	48	479.95	491.95
16322PA0040047	Rating Area 4	Tobacco User/Non-Tobacco User	49	500.80	513.32
16322PA0040047	Rating Area 4	Tobacco User/Non-Tobacco User	50	524.28	537.39
16322PA0040047	Rating Area 4	Tobacco User/Non-Tobacco User	51	547.47	561.16
16322PA0040047	Rating Area 4	Tobacco User/Non-Tobacco User	52	573.01	587.33
16322PA0040047	Rating Area 4	Tobacco User/Non-Tobacco User	53	598.84	613.81
16322PA0040047	Rating Area 4	Tobacco User/Non-Tobacco User	54	626.73	642.40
16322PA0040047	Rating Area 4	Tobacco User/Non-Tobacco User	55	654.62	670.98
16322PA0040047	Rating Area 4	Tobacco User/Non-Tobacco User	56	684.85	701.97
16322PA0040047	Rating Area 4	Tobacco User/Non-Tobacco User	57	715.38	733.27
16322PA0040047	Rating Area 4	Tobacco User/Non-Tobacco User	58	747.97	766.66
16322PA0040047	Rating Area 4	Tobacco User/Non-Tobacco User	59	764.11	783.21
16322PA0040047	Rating Area 4	Tobacco User/Non-Tobacco User	60	796.69	816.61
16322PA0040047	Rating Area 4	Tobacco User/Non-Tobacco User	61	824.88	845.50
16322PA0040047	Rating Area 4	Tobacco User/Non-Tobacco User	62	843.37	864.45
16322PA0040047	Rating Area 4	Tobacco User/Non-Tobacco User	63	866.56	888.22
16322PA0040047	Rating Area 4	Tobacco User/Non-Tobacco User	64 and over	880.65	902.67
16322PA0040047	Rating Area 5	Tobacco User/Non-Tobacco User	0-14	224.57	224.57
16322PA0040047	Rating Area 5	Tobacco User/Non-Tobacco User	15	244.53	244.53
16322PA0040047	Rating Area 5	Tobacco User/Non-Tobacco User	16	252.16	252.16
16322PA0040047	Rating Area 5	Tobacco User/Non-Tobacco User	17	259.79	259.79
16322PA0040047	Rating Area 5	Tobacco User/Non-Tobacco User	18	268.01	268.01
16322PA0040047	Rating Area 5	Tobacco User/Non-Tobacco User	19	276.23	276.23
16322PA0040047	Rating Area 5	Tobacco User/Non-Tobacco User	20	284.74	284.74
16322PA0040047	Rating Area 5	Tobacco User/Non-Tobacco User	21	293.55	300.89
16322PA0040047	Rating Area 5	Tobacco User/Non-Tobacco User	22	293.55	300.89
16322PA0040047	Rating Area 5	Tobacco User/Non-Tobacco User	23	293.55	300.89
16322PA0040047	Rating Area 5	Tobacco User/Non-Tobacco User	24	293.55	300.89
16322PA0040047	Rating Area 5	Tobacco User/Non-Tobacco User	25	294.72	302.09
16322PA0040047	Rating Area 5	Tobacco User/Non-Tobacco User	26	300.60	308.11
16322PA0040047	Rating Area 5	Tobacco User/Non-Tobacco User	27	307.64	315.33
16322PA0040047	Rating Area 5	Tobacco User/Non-Tobacco User	28	319.09	327.07
16322PA0040047	Rating Area 5	Tobacco User/Non-Tobacco User	29	328.48	336.69
16322PA0040047	Rating Area 5	Tobacco User/Non-Tobacco User	30	333.18	341.51
16322PA0040047	Rating Area 5	Tobacco User/Non-Tobacco User	31	340.22	348.73
16322PA0040047	Rating Area 5	Tobacco User/Non-Tobacco User	32	347.27	355.95
16322PA0040047	Rating Area 5	Tobacco User/Non-Tobacco User	33	351.67	360.46
16322PA0040047	Rating Area 5	Tobacco User/Non-Tobacco User	34	356.37	365.28
16322PA0040047	Rating Area 5	Tobacco User/Non-Tobacco User	35	358.72	367.69
16322PA0040047	Rating Area 5	Tobacco User/Non-Tobacco User	36	361.07	370.09
16322PA0040047	Rating Area 5	Tobacco User/Non-Tobacco User	37	363.41	372.50
16322PA0040047	Rating Area 5	Tobacco User/Non-Tobacco User	38	365.76	374.91
16322PA0040047	Rating Area 5	Tobacco User/Non-Tobacco User	39	370.46	379.72
16322PA0040047	Rating Area 5	Tobacco User/Non-Tobacco User	40	375.16	384.54
16322PA0040047	Rating Area 5	Tobacco User/Non-Tobacco User	41	382.20	391.76
16322PA0040047	Rating Area 5	Tobacco User/Non-Tobacco User	42	388.95	398.68
16322PA0040047	Rating Area 5	Tobacco User/Non-Tobacco User	43	398.35	408.31
16322PA0040047	Rating Area 5	Tobacco User/Non-Tobacco User	44	410.09	420.34
16322PA0040047	Rating Area 5	Tobacco User/Non-Tobacco User	45	423.89	434.48
16322PA0040047	Rating Area 5	Tobacco User/Non-Tobacco User	46	440.33	451.33
16322PA0040047	Rating Area 5	Tobacco User/Non-Tobacco User	47	458.82	470.29
16322PA0040047	Rating Area 5	Tobacco User/Non-Tobacco User	48	479.95	491.95
16322PA0040047	Rating Area 5	Tobacco User/Non-Tobacco User	49	500.80	513.32
16322PA0040047	Rating Area 5	Tobacco User/Non-Tobacco User	50	524.28	537.39
16322PA0040047	Rating Area 5	Tobacco User/Non-Tobacco User	51	547.47	561.16
16322PA0040047	Rating Area 5	Tobacco User/Non-Tobacco User	52	573.01	587.33
16322PA0040047	Rating Area 5	Tobacco User/Non-Tobacco User	53	598.84	613.81
16322PA0040047	Rating Area 5	Tobacco User/Non-Tobacco User	54	626.73	642.40
16322PA0040047	Rating Area 5	Tobacco User/Non-Tobacco User	55	654.62	670.98
16322PA0040047	Rating Area 5	Tobacco User/Non-Tobacco User	56	684.85	701.97
16322PA0040047	Rating Area 5	Tobacco User/Non-Tobacco User	57	715.38	733.27
16322PA0040047	Rating Area 5	Tobacco User/Non-Tobacco User	58	747.97	766.66
16322PA0040047	Rating Area 5	Tobacco User/Non-Tobacco User	59	764.11	783.21
16322PA0040047	Rating Area 5	Tobacco User/Non-Tobacco User	60	796.69	816.61
16322PA0040047	Rating Area 5	Tobacco User/Non-Tobacco User	61	824.88	845.50
16322PA0040047	Rating Area 5	Tobacco User/Non-Tobacco User	62	843.37	864.45
16322PA0040047	Rating Area 5	Tobacco User/Non-Tobacco User	63	866.56	888.22
16322PA0040047	Rating Area 5	Tobacco User/Non-Tobacco User	64 and over	880.65	902.67
16322PA0040047	Rating Area 6	Tobacco User/Non-Tobacco User	0-14	332.70	332.70
16322PA0040047	Rating Area 6	Tobacco User/Non-Tobacco User	15	362.27	362.27
16322PA0040047	Rating Area 6	Tobacco User/Non-Tobacco User	16	373.58	373.58
16322PA0040047	Rating Area 6	Tobacco User/Non-Tobacco User	17	384.89	384.89
16322PA0040047	Rating Area 6	Tobacco User/Non-Tobacco User	18	397.06	397.06
16322PA0040047	Rating Area 6	Tobacco User/Non-Tobacco User	19	409.24	409.24
16322PA0040047	Rating Area 6	Tobacco User/Non-Tobacco User	20	421.85	421.85
16322PA0040047	Rating Area 6	Tobacco User/Non-Tobacco User	21	434.90	445.77
16322PA0040047	Rating Area 6	Tobacco User/Non-Tobacco User	22	434.90	445.77
16322PA0040047	Rating Area 6	Tobacco User/Non-Tobacco User	23	434.90	445.77
16322PA0040047	Rating Area 6	Tobacco User/Non-Tobacco User	24	434.90	445.77
16322PA0040047	Rating Area 6	Tobacco User/Non-Tobacco User	25	436.64	447.56
16322PA0040047	Rating Area 6	Tobacco User/Non-Tobacco User	26	445.34	456.47
16322PA0040047	Rating Area 6	Tobacco User/Non-Tobacco User	27	455.78	467.17
16322PA0040047	Rating Area 6	Tobacco User/Non-Tobacco User	28	472.74	484.55
16322PA0040047	Rating Area 6	Tobacco User/Non-Tobacco User	29	486.65	498.82
16322PA0040047	Rating Area 6	Tobacco User/Non-Tobacco User	30	493.61	505.95
16322PA0040047	Rating Area 6	Tobacco User/Non-Tobacco User	31	504.05	516.65
16322PA0040047	Rating Area 6	Tobacco User/Non-Tobacco User	32	514.49	527.35
16322PA0040047	Rating Area 6	Tobacco User/Non-Tobacco User	33	521.01	534.04
16322PA0040047	Rating Area 6	Tobacco User/Non-Tobacco User	34	527.97	541.17
16322PA0040047	Rating Area 6	Tobacco User/Non-Tobacco User	35	531.45	544.73
16322PA0040047	Rating Area 6	Tobacco User/Non-Tobacco User	36	534.93	548.30
16322PA0040047	Rating Area 6	Tobacco User/Non-Tobacco User	37	538.41	551.87
16322PA0040047	Rating Area 6	Tobacco User/Non-Tobacco User	38	541.89	555.43
16322PA0040047	Rating Area 6	Tobacco User/Non-Tobacco User	39	548.84	562.56
16322PA0040047	Rating Area 6	Tobacco User/Non-Tobacco User	40	555.80	569.70
16322PA0040047	Rating Area 6	Tobacco User/Non-Tobacco User	41	566.24	580.40
16322PA0040047	Rating Area 6	Tobacco User/Non-Tobacco User	42	576.24	590.65
16322PA0040047	Rating Area 6	Tobacco User/Non-Tobacco User	43	590.16	604.91
16322PA0040047	Rating Area 6	Tobacco User/Non-Tobacco User	44	607.56	622.74
16322PA0040047	Rating Area 6	Tobacco User/Non-Tobacco User	45	628.00	643.70

	16322PA0040047	Rating Area 6	Tobacco User/Non-Tobacco User	46	652.35	668.66
	16322PA0040047	Rating Area 6	Tobacco User/Non-Tobacco User	47	679.75	696.74
	16322PA0040047	Rating Area 6	Tobacco User/Non-Tobacco User	48	711.06	728.84
	16322PA0040047	Rating Area 6	Tobacco User/Non-Tobacco User	49	741.94	760.49
	16322PA0040047	Rating Area 6	Tobacco User/Non-Tobacco User	50	776.73	796.15
	16322PA0040047	Rating Area 6	Tobacco User/Non-Tobacco User	51	811.09	831.37
	16322PA0040047	Rating Area 6	Tobacco User/Non-Tobacco User	52	848.92	870.15
	16322PA0040047	Rating Area 6	Tobacco User/Non-Tobacco User	53	887.20	909.38
	16322PA0040047	Rating Area 6	Tobacco User/Non-Tobacco User	54	928.51	951.72
	16322PA0040047	Rating Area 6	Tobacco User/Non-Tobacco User	55	969.83	994.07
	16322PA0040047	Rating Area 6	Tobacco User/Non-Tobacco User	56	1014.62	1039.99
	16322PA0040047	Rating Area 6	Tobacco User/Non-Tobacco User	57	1059.85	1086.35
	16322PA0040047	Rating Area 6	Tobacco User/Non-Tobacco User	58	1108.13	1135.83
	16322PA0040047	Rating Area 6	Tobacco User/Non-Tobacco User	59	1132.04	1160.35
	16322PA0040047	Rating Area 6	Tobacco User/Non-Tobacco User	60	1180.32	1209.83
	16322PA0040047	Rating Area 6	Tobacco User/Non-Tobacco User	61	1222.07	1252.62
	16322PA0040047	Rating Area 6	Tobacco User/Non-Tobacco User	62	1249.47	1280.70
	16322PA0040047	Rating Area 6	Tobacco User/Non-Tobacco User	63	1283.82	1315.92
	16322PA0040047	Rating Area 6	Tobacco User/Non-Tobacco User	64 and over	1304.70	1337.32
	16322PA0040048	Rating Area 1	Tobacco User/Non-Tobacco User	0-14	301.36	301.36
	16322PA0040048	Rating Area 1	Tobacco User/Non-Tobacco User	15	328.15	328.15
	16322PA0040048	Rating Area 1	Tobacco User/Non-Tobacco User	16	338.39	338.39
	16322PA0040048	Rating Area 1	Tobacco User/Non-Tobacco User	17	348.64	348.64
	16322PA0040048	Rating Area 1	Tobacco User/Non-Tobacco User	18	359.67	359.67
	16322PA0040048	Rating Area 1	Tobacco User/Non-Tobacco User	19	370.70	370.70
	16322PA0040048	Rating Area 1	Tobacco User/Non-Tobacco User	20	382.12	382.12
	16322PA0040048	Rating Area 1	Tobacco User/Non-Tobacco User	21	393.94	403.79
	16322PA0040048	Rating Area 1	Tobacco User/Non-Tobacco User	22	393.94	403.79
	16322PA0040048	Rating Area 1	Tobacco User/Non-Tobacco User	23	393.94	403.79
	16322PA0040048	Rating Area 1	Tobacco User/Non-Tobacco User	24	393.94	403.79
	16322PA0040048	Rating Area 1	Tobacco User/Non-Tobacco User	25	395.52	405.40
	16322PA0040048	Rating Area 1	Tobacco User/Non-Tobacco User	26	403.39	413.48
	16322PA0040048	Rating Area 1	Tobacco User/Non-Tobacco User	27	412.85	423.17
	16322PA0040048	Rating Area 1	Tobacco User/Non-Tobacco User	28	428.21	438.92
	16322PA0040048	Rating Area 1	Tobacco User/Non-Tobacco User	29	440.82	451.84
	16322PA0040048	Rating Area 1	Tobacco User/Non-Tobacco User	30	447.12	458.30
	16322PA0040048	Rating Area 1	Tobacco User/Non-Tobacco User	31	456.58	467.99
	16322PA0040048	Rating Area 1	Tobacco User/Non-Tobacco User	32	466.03	477.68
	16322PA0040048	Rating Area 1	Tobacco User/Non-Tobacco User	33	471.94	483.74
	16322PA0040048	Rating Area 1	Tobacco User/Non-Tobacco User	34	478.24	490.20
	16322PA0040048	Rating Area 1	Tobacco User/Non-Tobacco User	35	481.39	493.43
	16322PA0040048	Rating Area 1	Tobacco User/Non-Tobacco User	36	484.55	496.66
	16322PA0040048	Rating Area 1	Tobacco User/Non-Tobacco User	37	487.70	499.89
	16322PA0040048	Rating Area 1	Tobacco User/Non-Tobacco User	38	490.85	503.12
	16322PA0040048	Rating Area 1	Tobacco User/Non-Tobacco User	39	497.15	509.58
	16322PA0040048	Rating Area 1	Tobacco User/Non-Tobacco User	40	503.46	516.04
	16322PA0040048	Rating Area 1	Tobacco User/Non-Tobacco User	41	512.91	525.73
	16322PA0040048	Rating Area 1	Tobacco User/Non-Tobacco User	42	521.97	535.02
	16322PA0040048	Rating Area 1	Tobacco User/Non-Tobacco User	43	534.58	547.94
	16322PA0040048	Rating Area 1	Tobacco User/Non-Tobacco User	44	550.33	564.09
	16322PA0040048	Rating Area 1	Tobacco User/Non-Tobacco User	45	568.85	583.07
	16322PA0040048	Rating Area 1	Tobacco User/Non-Tobacco User	46	590.91	605.68
	16322PA0040048	Rating Area 1	Tobacco User/Non-Tobacco User	47	615.73	631.12
	16322PA0040048	Rating Area 1	Tobacco User/Non-Tobacco User	48	644.09	660.19
	16322PA0040048	Rating Area 1	Tobacco User/Non-Tobacco User	49	672.06	688.86
	16322PA0040048	Rating Area 1	Tobacco User/Non-Tobacco User	50	703.58	721.17
	16322PA0040048	Rating Area 1	Tobacco User/Non-Tobacco User	51	734.70	753.07
	16322PA0040048	Rating Area 1	Tobacco User/Non-Tobacco User	52	768.97	788.20
	16322PA0040048	Rating Area 1	Tobacco User/Non-Tobacco User	53	803.64	823.73
	16322PA0040048	Rating Area 1	Tobacco User/Non-Tobacco User	54	841.06	862.09
	16322PA0040048	Rating Area 1	Tobacco User/Non-Tobacco User	55	878.49	900.45
	16322PA0040048	Rating Area 1	Tobacco User/Non-Tobacco User	56	919.06	942.04
	16322PA0040048	Rating Area 1	Tobacco User/Non-Tobacco User	57	960.03	984.03
	16322PA0040048	Rating Area 1	Tobacco User/Non-Tobacco User	58	1003.76	1028.85
	16322PA0040048	Rating Area 1	Tobacco User/Non-Tobacco User	59	1025.43	1051.06
	16322PA0040048	Rating Area 1	Tobacco User/Non-Tobacco User	60	1069.15	1095.88
	16322PA0040048	Rating Area 1	Tobacco User/Non-Tobacco User	61	1106.97	1134.65
	16322PA0040048	Rating Area 1	Tobacco User/Non-Tobacco User	62	1131.79	1160.08
	16322PA0040048	Rating Area 1	Tobacco User/Non-Tobacco User	63	1162.91	1191.98
	16322PA0040048	Rating Area 1	Tobacco User/Non-Tobacco User	64 and over	1181.82	1211.98
	16322PA0040048	Rating Area 2	Tobacco User/Non-Tobacco User	0-14	363.46	363.46
	16322PA0040048	Rating Area 2	Tobacco User/Non-Tobacco User	15	395.77	395.77
	16322PA0040048	Rating Area 2	Tobacco User/Non-Tobacco User	16	408.12	408.12
	16322PA0040048	Rating Area 2	Tobacco User/Non-Tobacco User	17	420.47	420.47
	16322PA0040048	Rating Area 2	Tobacco User/Non-Tobacco User	18	433.78	433.78
	16322PA0040048	Rating Area 2	Tobacco User/Non-Tobacco User	19	447.08	447.08
	16322PA0040048	Rating Area 2	Tobacco User/Non-Tobacco User	20	460.86	460.86
	16322PA0040048	Rating Area 2	Tobacco User/Non-Tobacco User	21	475.11	486.99
	16322PA0040048	Rating Area 2	Tobacco User/Non-Tobacco User	22	475.11	486.99
	16322PA0040048	Rating Area 2	Tobacco User/Non-Tobacco User	23	475.11	486.99
	16322PA0040048	Rating Area 2	Tobacco User/Non-Tobacco User	24	475.11	486.99
	16322PA0040048	Rating Area 2	Tobacco User/Non-Tobacco User	25	477.01	488.94
	16322PA0040048	Rating Area 2	Tobacco User/Non-Tobacco User	26	486.51	498.68
	16322PA0040048	Rating Area 2	Tobacco User/Non-Tobacco User	27	497.92	510.36
	16322PA0040048	Rating Area 2	Tobacco User/Non-Tobacco User	28	516.44	529.36
	16322PA0040048	Rating Area 2	Tobacco User/Non-Tobacco User	29	531.65	544.94
	16322PA0040048	Rating Area 2	Tobacco User/Non-Tobacco User	30	539.25	552.73
	16322PA0040048	Rating Area 2	Tobacco User/Non-Tobacco User	31	550.65	564.42
	16322PA0040048	Rating Area 2	Tobacco User/Non-Tobacco User	32	562.06	576.11
	16322PA0040048	Rating Area 2	Tobacco User/Non-Tobacco User	33	569.18	583.41
	16322PA0040048	Rating Area 2	Tobacco User/Non-Tobacco User	34	576.78	591.20
	16322PA0040048	Rating Area 2	Tobacco User/Non-Tobacco User	35	580.58	595.10
	16322PA0040048	Rating Area 2	Tobacco User/Non-Tobacco User	36	584.39	598.99
	16322PA0040048	Rating Area 2	Tobacco User/Non-Tobacco User	37	588.19	602.89
	16322PA0040048	Rating Area 2	Tobacco User/Non-Tobacco User	38	591.99	606.79
	16322PA0040048	Rating Area 2	Tobacco User/Non-Tobacco User	39	599.59	614.58
	16322PA0040048	Rating Area 2	Tobacco User/Non-Tobacco User	40	607.19	622.37
	16322PA0040048	Rating Area 2	Tobacco User/Non-Tobacco User	41	618.59	634.06
	16322PA0040048	Rating Area 2	Tobacco User/Non-Tobacco User	42	629.52	645.26
	16322PA0040048	Rating Area 2	Tobacco User/Non-Tobacco User	43	644.72	660.84
	16322PA0040048	Rating Area 2	Tobacco User/Non-Tobacco User	44	663.73	680.32
	16322PA0040048	Rating Area 2	Tobacco User/Non-Tobacco User	45	686.06	703.21
	16322PA0040048	Rating Area 2	Tobacco User/Non-Tobacco User	46	712.67	730.48
	16322PA0040048	Rating Area 2	Tobacco User/Non-Tobacco User	47	742.60	761.16
	16322PA0040048	Rating Area 2	Tobacco User/Non-Tobacco User	48	776.80	796.22
	16322PA0040048	Rating Area 2	Tobacco User/Non-Tobacco User	49	810.54	830.80
	16322PA0040048	Rating Area 2	Tobacco User/Non-Tobacco User	50	848.55	869.76
	16322PA0040048	Rating Area 2	Tobacco User/Non-Tobacco User	51	886.08	908.23
	16322PA0040048	Rating Area 2	Tobacco User/Non-Tobacco User	52	927.41	950.60
	16322PA0040048	Rating Area 2	Tobacco User/Non-Tobacco User	53	969.22	993.46
	16322PA0040048	Rating Area 2	Tobacco User/Non-Tobacco User	54	1014.36	1039.72
	16322PA0040048	Rating Area 2	Tobacco User/Non-Tobacco User	55	1059.50	1085.98
	16322PA0040048	Rating Area 2	Tobacco User/Non-Tobacco User	56	1108.43	1136.14
	16322PA0040048	Rating Area 2	Tobacco User/Non-Tobacco User	57	1157.84	1186.79
	16322PA0040048	Rating Area 2	Tobacco User/Non-Tobacco User	58	1210.58	1240.84
	16322PA0040048	Rating Area 2	Tobacco User/Non-Tobacco User	59	1236.71	1267.63
	16322PA0040048	Rating Area 2	Tobacco User/Non-Tobacco User	60	1289.45	1321.68
	16322PA0040048	Rating Area 2	Tobacco User/Non-Tobacco User	61	1335.06	1368.44
	16322PA0040048	Rating Area 2	Tobacco User/Non-Tobacco User	62	1364.99	1399.12
	16322PA0040048	Rating Area 2	Tobacco User/Non-Tobacco User	63	1402.52	1437.59
	16322PA0040048	Rating Area 2	Tobacco User/Non-Tobacco User	64 and over	1425.33	1460.96
	16322PA0040048	Rating Area 4	Tobacco User/Non-Tobacco User	0-14	301.36	301.36
	16322PA0040048	Rating Area 4	Tobacco User/Non-Tobacco User	15	328.15	328.15
	16322PA0040048	Rating Area 4	Tobacco User/Non-Tobacco User	16	338.39	338.39
	16322PA0040048	Rating Area 4	Tobacco User/Non-Tobacco User	17	348.64	348.64
	16322PA0040048	Rating Area 4	Tobacco User/Non-Tobacco User	18	359.67	359.67
	16322PA0040048	Rating Area 4	Tobacco User/Non-Tobacco User	19	370.70	370.70
	16322PA0040048	Rating Area 4	Tobacco User/Non-Tobacco User	20	382.12	382.12
	16322PA0040048	Rating Area 4	Tobacco User/Non-Tobacco User	21	393.94	403.79
	16322PA0040048	Rating Area 4	Tobacco User/Non-Tobacco User	22	393.94	403.79



16322PA0040048	Rating Area 4	Tobacco User/Non-Tobacco User	23	393.94	403.79
	Rating Area 4	Tobacco User/Non-Tobacco User	24	393.94	403.79
	Rating Area 4	Tobacco User/Non-Tobacco User	25	395.52	405.40
	Rating Area 4	Tobacco User/Non-Tobacco User	26	403.39	413.48
	Rating Area 4	Tobacco User/Non-Tobacco User	27	412.85	423.17
	Rating Area 4	Tobacco User/Non-Tobacco User	28	428.21	438.92
	Rating Area 4	Tobacco User/Non-Tobacco User	29	440.82	451.84
	Rating Area 4	Tobacco User/Non-Tobacco User	30	447.12	458.30
	Rating Area 4	Tobacco User/Non-Tobacco User	31	456.58	467.99
	Rating Area 4	Tobacco User/Non-Tobacco User	32	466.03	477.68
	Rating Area 4	Tobacco User/Non-Tobacco User	33	471.94	483.74
	Rating Area 4	Tobacco User/Non-Tobacco User	34	478.24	490.20
	Rating Area 4	Tobacco User/Non-Tobacco User	35	481.39	493.43
	Rating Area 4	Tobacco User/Non-Tobacco User	36	484.55	496.66
	Rating Area 4	Tobacco User/Non-Tobacco User	37	487.70	499.89
	Rating Area 4	Tobacco User/Non-Tobacco User	38	490.85	503.12
	Rating Area 4	Tobacco User/Non-Tobacco User	39	497.15	509.58
	Rating Area 4	Tobacco User/Non-Tobacco User	40	503.46	516.04
	Rating Area 4	Tobacco User/Non-Tobacco User	41	512.91	525.73
	Rating Area 4	Tobacco User/Non-Tobacco User	42	521.97	535.02
	Rating Area 4	Tobacco User/Non-Tobacco User	43	534.58	547.94
	Rating Area 4	Tobacco User/Non-Tobacco User	44	550.33	564.09
	Rating Area 4	Tobacco User/Non-Tobacco User	45	568.85	583.07
	Rating Area 4	Tobacco User/Non-Tobacco User	46	590.91	605.68
	Rating Area 4	Tobacco User/Non-Tobacco User	47	615.73	631.12
	Rating Area 4	Tobacco User/Non-Tobacco User	48	644.09	660.19
	Rating Area 4	Tobacco User/Non-Tobacco User	49	672.06	688.86
	Rating Area 4	Tobacco User/Non-Tobacco User	50	703.58	721.17
	Rating Area 4	Tobacco User/Non-Tobacco User	51	734.70	753.07
	Rating Area 4	Tobacco User/Non-Tobacco User	52	768.97	788.20
	Rating Area 4	Tobacco User/Non-Tobacco User	53	803.64	823.73
	Rating Area 4	Tobacco User/Non-Tobacco User	54	841.06	862.09
	Rating Area 4	Tobacco User/Non-Tobacco User	55	878.49	900.45
	Rating Area 4	Tobacco User/Non-Tobacco User	56	919.06	942.04
	Rating Area 4	Tobacco User/Non-Tobacco User	57	960.03	984.03
	Rating Area 4	Tobacco User/Non-Tobacco User	58	1003.76	1028.85
	Rating Area 4	Tobacco User/Non-Tobacco User	59	1025.43	1051.06
	Rating Area 4	Tobacco User/Non-Tobacco User	60	1069.15	1095.88
	Rating Area 4	Tobacco User/Non-Tobacco User	61	1106.97	1134.65
	Rating Area 4	Tobacco User/Non-Tobacco User	62	1131.79	1160.08
	Rating Area 4	Tobacco User/Non-Tobacco User	63	1162.91	1191.98
	Rating Area 4	Tobacco User/Non-Tobacco User	64 and over	1181.82	1211.37
16322PA0040048	Rating Area 5	Tobacco User/Non-Tobacco User	0-14	301.36	301.36
	Rating Area 5	Tobacco User/Non-Tobacco User	15	328.15	328.15
	Rating Area 5	Tobacco User/Non-Tobacco User	16	338.39	338.39
	Rating Area 5	Tobacco User/Non-Tobacco User	17	348.64	348.64
	Rating Area 5	Tobacco User/Non-Tobacco User	18	359.67	359.67
	Rating Area 5	Tobacco User/Non-Tobacco User	19	370.70	370.70
	Rating Area 5	Tobacco User/Non-Tobacco User	20	382.12	382.12
	Rating Area 5	Tobacco User/Non-Tobacco User	21	393.94	403.79
	Rating Area 5	Tobacco User/Non-Tobacco User	22	393.94	403.79
	Rating Area 5	Tobacco User/Non-Tobacco User	23	393.94	403.79
	Rating Area 5	Tobacco User/Non-Tobacco User	24	393.94	403.79
	Rating Area 5	Tobacco User/Non-Tobacco User	25	395.52	405.40
	Rating Area 5	Tobacco User/Non-Tobacco User	26	403.39	413.48
	Rating Area 5	Tobacco User/Non-Tobacco User	27	412.85	423.17
	Rating Area 5	Tobacco User/Non-Tobacco User	28	428.21	438.92
	Rating Area 5	Tobacco User/Non-Tobacco User	29	440.82	451.84
	Rating Area 5	Tobacco User/Non-Tobacco User	30	447.12	458.30
	Rating Area 5	Tobacco User/Non-Tobacco User	31	456.58	467.99
	Rating Area 5	Tobacco User/Non-Tobacco User	32	466.03	477.68
	Rating Area 5	Tobacco User/Non-Tobacco User	33	471.94	483.74
	Rating Area 5	Tobacco User/Non-Tobacco User	34	478.24	490.20
	Rating Area 5	Tobacco User/Non-Tobacco User	35	481.39	493.43
	Rating Area 5	Tobacco User/Non-Tobacco User	36	484.55	496.66
	Rating Area 5	Tobacco User/Non-Tobacco User	37	487.70	499.89
	Rating Area 5	Tobacco User/Non-Tobacco User	38	490.85	503.12
	Rating Area 5	Tobacco User/Non-Tobacco User	39	497.15	509.58
	Rating Area 5	Tobacco User/Non-Tobacco User	40	503.46	516.04
	Rating Area 5	Tobacco User/Non-Tobacco User	41	512.91	525.73
	Rating Area 5	Tobacco User/Non-Tobacco User	42	521.97	535.02
	Rating Area 5	Tobacco User/Non-Tobacco User	43	534.58	547.94
	Rating Area 5	Tobacco User/Non-Tobacco User	44	550.33	564.09
	Rating Area 5	Tobacco User/Non-Tobacco User	45	568.85	583.07
	Rating Area 5	Tobacco User/Non-Tobacco User	46	590.91	605.68
	Rating Area 5	Tobacco User/Non-Tobacco User	47	615.73	631.12
	Rating Area 5	Tobacco User/Non-Tobacco User	48	644.09	660.19
	Rating Area 5	Tobacco User/Non-Tobacco User	49	672.06	688.86
	Rating Area 5	Tobacco User/Non-Tobacco User	50	703.58	721.17
	Rating Area 5	Tobacco User/Non-Tobacco User	51	734.70	753.07
	Rating Area 5	Tobacco User/Non-Tobacco User	52	768.97	788.20
	Rating Area 5	Tobacco User/Non-Tobacco User	53	803.64	823.73
	Rating Area 5	Tobacco User/Non-Tobacco User	54	841.06	862.09
	Rating Area 5	Tobacco User/Non-Tobacco User	55	878.49	900.45
	Rating Area 5	Tobacco User/Non-Tobacco User	56	919.06	942.04
	Rating Area 5	Tobacco User/Non-Tobacco User	57	960.03	984.03
	Rating Area 5	Tobacco User/Non-Tobacco User	58	1003.76	1028.85
	Rating Area 5	Tobacco User/Non-Tobacco User	59	1025.43	1051.06
	Rating Area 5	Tobacco User/Non-Tobacco User	60	1069.15	1095.88
	Rating Area 5	Tobacco User/Non-Tobacco User	61	1106.97	1134.65
	Rating Area 5	Tobacco User/Non-Tobacco User	62	1131.79	1160.08
	Rating Area 5	Tobacco User/Non-Tobacco User	63	1162.91	1191.98
	Rating Area 5	Tobacco User/Non-Tobacco User	64 and over	1181.82	1211.37
16322PA0040048	Rating Area 6	Tobacco User/Non-Tobacco User	0-14	446.48	446.48
	Rating Area 6	Tobacco User/Non-Tobacco User	15	486.16	486.16
	Rating Area 6	Tobacco User/Non-Tobacco User	16	501.34	501.34
	Rating Area 6	Tobacco User/Non-Tobacco User	17	516.51	516.51
	Rating Area 6	Tobacco User/Non-Tobacco User	18	532.85	532.85
	Rating Area 6	Tobacco User/Non-Tobacco User	19	549.20	549.20
	Rating Area 6	Tobacco User/Non-Tobacco User	20	566.12	566.12
	Rating Area 6	Tobacco User/Non-Tobacco User	21	583.63	598.22
	Rating Area 6	Tobacco User/Non-Tobacco User	22	583.63	598.22
	Rating Area 6	Tobacco User/Non-Tobacco User	23	583.63	598.22
	Rating Area 6	Tobacco User/Non-Tobacco User	24	583.63	598.22
	Rating Area 6	Tobacco User/Non-Tobacco User	25	585.96	600.61
	Rating Area 6	Tobacco User/Non-Tobacco User	26	597.64	612.58
	Rating Area 6	Tobacco User/Non-Tobacco User	27	611.64	626.94
	Rating Area 6	Tobacco User/Non-Tobacco User	28	634.41	650.27
	Rating Area 6	Tobacco User/Non-Tobacco User	29	653.08	669.41
	Rating Area 6	Tobacco User/Non-Tobacco User	30	662.42	678.98
	Rating Area 6	Tobacco User/Non-Tobacco User	31	676.43	693.34
	Rating Area 6	Tobacco User/Non-Tobacco User	32	690.43	707.70
	Rating Area 6	Tobacco User/Non-Tobacco User	33	699.19	716.67
	Rating Area 6	Tobacco User/Non-Tobacco User	34	708.53	726.24
	Rating Area 6	Tobacco User/Non-Tobacco User	35	713.20	731.03
	Rating Area 6	Tobacco User/Non-Tobacco User	36	717.86	735.81
	Rating Area 6	Tobacco User/Non-Tobacco User	37	722.53	740.60
	Rating Area 6	Tobacco User/Non-Tobacco User	38	727.20	745.38
	Rating Area 6	Tobacco User/Non-Tobacco User	39	736.54	754.95
	Rating Area 6	Tobacco User/Non-Tobacco User	40	745.88	764.53
	Rating Area 6	Tobacco User/Non-Tobacco User	41	759.89	778.88
	Rating Area 6	Tobacco User/Non-Tobacco User	42	773.31	792.64
	Rating Area 6	Tobacco User/Non-Tobacco User	43	791.99	811.79
	Rating Area 6	Tobacco User/Non-Tobacco User	44	815.33	835.71
	Rating Area 6	Tobacco User/Non-Tobacco User	45	842.76	863.83
	Rating Area 6	Tobacco User/Non-Tobacco User	46	875.45	897.33
	Rating Area 6	Tobacco User/Non-Tobacco User	47	912.21	935.02
	Rating Area 6	Tobacco User/Non-Tobacco User	48	954.24	978.09
	Rating Area 6	Tobacco User/Non-Tobacco User	49	995.67	1020.56
	Rating Area 6	Tobacco User/Non-Tobacco User	50	1042.36	1068.42

	16322PA0040048	Rating Area 6	Tobacco User/Non-Tobacco User	51	1088.47	1115.68
	16322PA0040048	Rating Area 6	Tobacco User/Non-Tobacco User	52	1139.25	1167.73
	16322PA0040048	Rating Area 6	Tobacco User/Non-Tobacco User	53	1190.61	1220.37
	16322PA0040048	Rating Area 6	Tobacco User/Non-Tobacco User	54	1246.05	1277.20
	16322PA0040048	Rating Area 6	Tobacco User/Non-Tobacco User	55	1301.49	1334.03
	16322PA0040048	Rating Area 6	Tobacco User/Non-Tobacco User	56	1361.61	1395.65
	16322PA0040048	Rating Area 6	Tobacco User/Non-Tobacco User	57	1422.31	1457.86
	16322PA0040048	Rating Area 6	Tobacco User/Non-Tobacco User	58	1487.09	1524.27
	16322PA0040048	Rating Area 6	Tobacco User/Non-Tobacco User	59	1519.19	1557.17
	16322PA0040048	Rating Area 6	Tobacco User/Non-Tobacco User	60	1583.97	1623.57
	16322PA0040048	Rating Area 6	Tobacco User/Non-Tobacco User	61	1640.00	1681.00
	16322PA0040048	Rating Area 6	Tobacco User/Non-Tobacco User	62	1676.77	1718.69
	16322PA0040048	Rating Area 6	Tobacco User/Non-Tobacco User	63	1722.88	1765.95
	16322PA0040048	Rating Area 6	Tobacco User/Non-Tobacco User	64 and over	1750.89	1794.66
	16322PA0040049	Rating Area 1	Tobacco User/Non-Tobacco User	0-14	311.69	311.69
	16322PA0040049	Rating Area 1	Tobacco User/Non-Tobacco User	15	339.40	339.40
	16322PA0040049	Rating Area 1	Tobacco User/Non-Tobacco User	16	349.99	349.99
	16322PA0040049	Rating Area 1	Tobacco User/Non-Tobacco User	17	360.58	360.58
	16322PA0040049	Rating Area 1	Tobacco User/Non-Tobacco User	18	371.99	371.99
	16322PA0040049	Rating Area 1	Tobacco User/Non-Tobacco User	19	383.40	383.40
	16322PA0040049	Rating Area 1	Tobacco User/Non-Tobacco User	20	395.22	395.22
	16322PA0040049	Rating Area 1	Tobacco User/Non-Tobacco User	21	407.44	417.63
	16322PA0040049	Rating Area 1	Tobacco User/Non-Tobacco User	22	407.44	417.63
	16322PA0040049	Rating Area 1	Tobacco User/Non-Tobacco User	23	407.44	417.63
	16322PA0040049	Rating Area 1	Tobacco User/Non-Tobacco User	24	407.44	417.63
	16322PA0040049	Rating Area 1	Tobacco User/Non-Tobacco User	25	409.07	419.30
	16322PA0040049	Rating Area 1	Tobacco User/Non-Tobacco User	26	417.22	427.65
	16322PA0040049	Rating Area 1	Tobacco User/Non-Tobacco User	27	427.00	437.67
	16322PA0040049	Rating Area 1	Tobacco User/Non-Tobacco User	28	442.89	453.96
	16322PA0040049	Rating Area 1	Tobacco User/Non-Tobacco User	29	455.93	467.32
	16322PA0040049	Rating Area 1	Tobacco User/Non-Tobacco User	30	462.44	474.01
	16322PA0040049	Rating Area 1	Tobacco User/Non-Tobacco User	31	472.22	484.03
	16322PA0040049	Rating Area 1	Tobacco User/Non-Tobacco User	32	482.00	494.05
	16322PA0040049	Rating Area 1	Tobacco User/Non-Tobacco User	33	488.11	500.32
	16322PA0040049	Rating Area 1	Tobacco User/Non-Tobacco User	34	494.63	507.00
	16322PA0040049	Rating Area 1	Tobacco User/Non-Tobacco User	35	497.89	510.34
	16322PA0040049	Rating Area 1	Tobacco User/Non-Tobacco User	36	501.15	513.68
	16322PA0040049	Rating Area 1	Tobacco User/Non-Tobacco User	37	504.41	517.02
	16322PA0040049	Rating Area 1	Tobacco User/Non-Tobacco User	38	507.67	520.36
	16322PA0040049	Rating Area 1	Tobacco User/Non-Tobacco User	39	514.19	527.04
	16322PA0040049	Rating Area 1	Tobacco User/Non-Tobacco User	40	520.71	533.73
	16322PA0040049	Rating Area 1	Tobacco User/Non-Tobacco User	41	530.49	543.75
	16322PA0040049	Rating Area 1	Tobacco User/Non-Tobacco User	42	539.86	553.35
	16322PA0040049	Rating Area 1	Tobacco User/Non-Tobacco User	43	552.90	566.72
	16322PA0040049	Rating Area 1	Tobacco User/Non-Tobacco User	44	569.19	583.42
	16322PA0040049	Rating Area 1	Tobacco User/Non-Tobacco User	45	588.34	603.05
	16322PA0040049	Rating Area 1	Tobacco User/Non-Tobacco User	46	611.16	626.44
	16322PA0040049	Rating Area 1	Tobacco User/Non-Tobacco User	47	636.83	652.75
	16322PA0040049	Rating Area 1	Tobacco User/Non-Tobacco User	48	666.16	682.82
	16322PA0040049	Rating Area 1	Tobacco User/Non-Tobacco User	49	695.09	712.47
	16322PA0040049	Rating Area 1	Tobacco User/Non-Tobacco User	50	727.69	745.88
	16322PA0040049	Rating Area 1	Tobacco User/Non-Tobacco User	51	759.88	778.87
	16322PA0040049	Rating Area 1	Tobacco User/Non-Tobacco User	52	795.32	815.21
	16322PA0040049	Rating Area 1	Tobacco User/Non-Tobacco User	53	831.18	851.96
	16322PA0040049	Rating Area 1	Tobacco User/Non-Tobacco User	54	869.88	891.63
	16322PA0040049	Rating Area 1	Tobacco User/Non-Tobacco User	55	908.59	931.31
	16322PA0040049	Rating Area 1	Tobacco User/Non-Tobacco User	56	950.56	974.32
	16322PA0040049	Rating Area 1	Tobacco User/Non-Tobacco User	57	992.93	1017.75
	16322PA0040049	Rating Area 1	Tobacco User/Non-Tobacco User	58	1038.16	1064.11
	16322PA0040049	Rating Area 1	Tobacco User/Non-Tobacco User	59	1060.57	1087.08
	16322PA0040049	Rating Area 1	Tobacco User/Non-Tobacco User	60	1105.79	1133.44
	16322PA0040049	Rating Area 1	Tobacco User/Non-Tobacco User	61	1144.91	1173.53
	16322PA0040049	Rating Area 1	Tobacco User/Non-Tobacco User	62	1170.58	1199.84
	16322PA0040049	Rating Area 1	Tobacco User/Non-Tobacco User	63	1202.76	1232.83
	16322PA0040049	Rating Area 1	Tobacco User/Non-Tobacco User	64 and over	1222.32	1252.88
	16322PA0040049	Rating Area 2	Tobacco User/Non-Tobacco User	0-14	375.91	375.91
	16322PA0040049	Rating Area 2	Tobacco User/Non-Tobacco User	15	409.33	409.33
	16322PA0040049	Rating Area 2	Tobacco User/Non-Tobacco User	16	422.10	422.10
	16322PA0040049	Rating Area 2	Tobacco User/Non-Tobacco User	17	434.88	434.88
	16322PA0040049	Rating Area 2	Tobacco User/Non-Tobacco User	18	448.64	448.64
	16322PA0040049	Rating Area 2	Tobacco User/Non-Tobacco User	19	462.40	462.40
	16322PA0040049	Rating Area 2	Tobacco User/Non-Tobacco User	20	476.65	476.65
	16322PA0040049	Rating Area 2	Tobacco User/Non-Tobacco User	21	491.39	503.67
	16322PA0040049	Rating Area 2	Tobacco User/Non-Tobacco User	22	491.39	503.67
	16322PA0040049	Rating Area 2	Tobacco User/Non-Tobacco User	23	491.39	503.67
	16322PA0040049	Rating Area 2	Tobacco User/Non-Tobacco User	24	491.39	503.67
	16322PA0040049	Rating Area 2	Tobacco User/Non-Tobacco User	25	493.36	505.69
	16322PA0040049	Rating Area 2	Tobacco User/Non-Tobacco User	26	503.18	515.76
	16322PA0040049	Rating Area 2	Tobacco User/Non-Tobacco User	27	514.98	527.85
	16322PA0040049	Rating Area 2	Tobacco User/Non-Tobacco User	28	534.14	547.49
	16322PA0040049	Rating Area 2	Tobacco User/Non-Tobacco User	29	549.87	563.61
	16322PA0040049	Rating Area 2	Tobacco User/Non-Tobacco User	30	557.73	571.67
	16322PA0040049	Rating Area 2	Tobacco User/Non-Tobacco User	31	569.52	583.76
	16322PA0040049	Rating Area 2	Tobacco User/Non-Tobacco User	32	581.31	595.85
	16322PA0040049	Rating Area 2	Tobacco User/Non-Tobacco User	33	588.69	603.40
	16322PA0040049	Rating Area 2	Tobacco User/Non-Tobacco User	34	596.55	611.46
	16322PA0040049	Rating Area 2	Tobacco User/Non-Tobacco User	35	600.48	615.49
	16322PA0040049	Rating Area 2	Tobacco User/Non-Tobacco User	36	604.41	619.52
	16322PA0040049	Rating Area 2	Tobacco User/Non-Tobacco User	37	608.34	623.55
	16322PA0040049	Rating Area 2	Tobacco User/Non-Tobacco User	38	612.27	627.58
	16322PA0040049	Rating Area 2	Tobacco User/Non-Tobacco User	39	620.13	635.64
	16322PA0040049	Rating Area 2	Tobacco User/Non-Tobacco User	40	628.00	643.70
	16322PA0040049	Rating Area 2	Tobacco User/Non-Tobacco User	41	639.79	655.78
	16322PA0040049	Rating Area 2	Tobacco User/Non-Tobacco User	42	651.09	667.37
	16322PA0040049	Rating Area 2	Tobacco User/Non-Tobacco User	43	666.82	683.49
	16322PA0040049	Rating Area 2	Tobacco User/Non-Tobacco User	44	686.47	703.63
	16322PA0040049	Rating Area 2	Tobacco User/Non-Tobacco User	45	709.57	727.31
	16322PA0040049	Rating Area 2	Tobacco User/Non-Tobacco User	46	737.09	755.51
	16322PA0040049	Rating Area 2	Tobacco User/Non-Tobacco User	47	768.04	787.24
	16322PA0040049	Rating Area 2	Tobacco User/Non-Tobacco User	48	803.42	823.51
	16322PA0040049	Rating Area 2	Tobacco User/Non-Tobacco User	49	838.31	859.27
	16322PA0040049	Rating Area 2	Tobacco User/Non-Tobacco User	50	877.62	899.56
	16322PA0040049	Rating Area 2	Tobacco User/Non-Tobacco User	51	916.44	939.35
	16322PA0040049	Rating Area 2	Tobacco User/Non-Tobacco User	52	959.19	983.17
	16322PA0040049	Rating Area 2	Tobacco User/Non-Tobacco User	53	1002.44	1027.50
	16322PA0040049	Rating Area 2	Tobacco User/Non-Tobacco User	54	1049.12	1075.35
	16322PA0040049	Rating Area 2	Tobacco User/Non-Tobacco User	55	1095.80	1123.19
	16322PA0040049	Rating Area 2	Tobacco User/Non-Tobacco User	56	1146.41	1175.07
	16322PA0040049	Rating Area 2	Tobacco User/Non-Tobacco User	57	1197.52	1227.46
	16322PA0040049	Rating Area 2	Tobacco User/Non-Tobacco User	58	1252.06	1283.36
	16322PA0040049	Rating Area 2	Tobacco User/Non-Tobacco User	59	1279.09	1311.07
	16322PA0040049	Rating Area 2	Tobacco User/Non-Tobacco User	60	1333.63	1366.97
	16322PA0040049	Rating Area 2	Tobacco User/Non-Tobacco User	61	1380.81	1415.33
	16322PA0040049	Rating Area 2	Tobacco User/Non-Tobacco User	62	1411.76	1447.06
	16322PA0040049	Rating Area 2	Tobacco User/Non-Tobacco User	63	1450.58	1486.85
	16322PA0040049	Rating Area 2	Tobacco User/Non-Tobacco User	64 and over	1474.17	1511.02
	16322PA0040049	Rating Area 4	Tobacco User/Non-Tobacco User	0-14	311.69	311.69
	16322PA0040049	Rating Area 4	Tobacco User/Non-Tobacco User	15	339.40	339.40
	16322PA0040049	Rating Area 4	Tobacco User/Non-Tobacco User	16	349.99	349.99
	16322PA0040049	Rating Area 4	Tobacco User/Non-Tobacco User	17	360.58	360.58
	16322PA0040049	Rating Area 4	Tobacco User/Non-Tobacco User	18	371.99	371.99
	16322PA0040049	Rating Area 4	Tobacco User/Non-Tobacco User	19	383.40	383.40
	16322PA0040049	Rating Area 4	Tobacco User/Non-Tobacco User	20	395.22	395.22
	16322PA0040049	Rating Area 4	Tobacco User/Non-Tobacco User	21	407.44	417.63
	16322PA0040049	Rating Area 4	Tobacco User/Non-Tobacco User	22	407.44	417.63
	16322PA0040049	Rating Area 4	Tobacco User/Non-Tobacco User	23	407.44	417.63
	16322PA0040049	Rating Area 4	Tobacco User/Non-Tobacco User	24	407.44	417.63
	16322PA0040049	Rating Area 4	Tobacco User/Non-Tobacco User	25	409.07	419.30
	16322PA0040049	Rating Area 4	Tobacco User/Non-Tobacco User	26	417.22	427.65
	16322PA0040049	Rating Area 4	Tobacco User/Non-Tobacco User	27	427.00	437.67

16322PA0040049	Rating Area 4	Tobacco User/Non-Tobacco User	28	442.89	453.96
	Rating Area 4	Tobacco User/Non-Tobacco User	29	455.93	467.32
	Rating Area 4	Tobacco User/Non-Tobacco User	30	462.44	474.01
	Rating Area 4	Tobacco User/Non-Tobacco User	31	472.22	484.03
	Rating Area 4	Tobacco User/Non-Tobacco User	32	482.00	494.05
	Rating Area 4	Tobacco User/Non-Tobacco User	33	488.11	500.32
	Rating Area 4	Tobacco User/Non-Tobacco User	34	494.63	507.00
	Rating Area 4	Tobacco User/Non-Tobacco User	35	497.89	510.34
	Rating Area 4	Tobacco User/Non-Tobacco User	36	501.15	513.68
	Rating Area 4	Tobacco User/Non-Tobacco User	37	504.41	517.02
	Rating Area 4	Tobacco User/Non-Tobacco User	38	507.67	520.36
	Rating Area 4	Tobacco User/Non-Tobacco User	39	514.19	527.04
	Rating Area 4	Tobacco User/Non-Tobacco User	40	520.71	533.73
	Rating Area 4	Tobacco User/Non-Tobacco User	41	530.49	543.75
	Rating Area 4	Tobacco User/Non-Tobacco User	42	539.86	553.35
	Rating Area 4	Tobacco User/Non-Tobacco User	43	552.90	566.72
	Rating Area 4	Tobacco User/Non-Tobacco User	44	569.19	583.42
	Rating Area 4	Tobacco User/Non-Tobacco User	45	588.34	603.05
	Rating Area 4	Tobacco User/Non-Tobacco User	46	611.16	626.44
	Rating Area 4	Tobacco User/Non-Tobacco User	47	636.83	652.75
	Rating Area 4	Tobacco User/Non-Tobacco User	48	666.16	682.82
	Rating Area 4	Tobacco User/Non-Tobacco User	49	695.09	712.47
	Rating Area 4	Tobacco User/Non-Tobacco User	50	727.69	745.88
	Rating Area 4	Tobacco User/Non-Tobacco User	51	759.88	778.87
	Rating Area 4	Tobacco User/Non-Tobacco User	52	795.32	815.21
	Rating Area 4	Tobacco User/Non-Tobacco User	53	831.18	851.96
	Rating Area 4	Tobacco User/Non-Tobacco User	54	869.88	891.63
	Rating Area 4	Tobacco User/Non-Tobacco User	55	908.59	931.31
	Rating Area 4	Tobacco User/Non-Tobacco User	56	950.56	974.32
	Rating Area 4	Tobacco User/Non-Tobacco User	57	992.93	1017.75
	Rating Area 4	Tobacco User/Non-Tobacco User	58	1038.16	1064.11
	Rating Area 4	Tobacco User/Non-Tobacco User	59	1060.57	1087.08
	Rating Area 4	Tobacco User/Non-Tobacco User	60	1105.79	1133.44
	Rating Area 4	Tobacco User/Non-Tobacco User	61	1144.91	1173.53
	Rating Area 4	Tobacco User/Non-Tobacco User	62	1170.58	1199.84
	Rating Area 4	Tobacco User/Non-Tobacco User	63	1202.76	1232.83
	Rating Area 4	Tobacco User/Non-Tobacco User	64 and over	1222.32	1252.88
16322PA0040049	Rating Area 5	Tobacco User/Non-Tobacco User	0-14	311.69	311.69
	Rating Area 5	Tobacco User/Non-Tobacco User	15	339.40	339.40
	Rating Area 5	Tobacco User/Non-Tobacco User	16	349.99	349.99
	Rating Area 5	Tobacco User/Non-Tobacco User	17	360.58	360.58
	Rating Area 5	Tobacco User/Non-Tobacco User	18	371.99	371.99
	Rating Area 5	Tobacco User/Non-Tobacco User	19	383.40	383.40
	Rating Area 5	Tobacco User/Non-Tobacco User	20	395.22	395.22
	Rating Area 5	Tobacco User/Non-Tobacco User	21	407.44	417.63
	Rating Area 5	Tobacco User/Non-Tobacco User	22	407.44	417.63
	Rating Area 5	Tobacco User/Non-Tobacco User	23	407.44	417.63
	Rating Area 5	Tobacco User/Non-Tobacco User	24	407.44	417.63
	Rating Area 5	Tobacco User/Non-Tobacco User	25	409.07	419.30
	Rating Area 5	Tobacco User/Non-Tobacco User	26	417.22	427.65
	Rating Area 5	Tobacco User/Non-Tobacco User	27	427.00	437.67
	Rating Area 5	Tobacco User/Non-Tobacco User	28	442.89	453.96
	Rating Area 5	Tobacco User/Non-Tobacco User	29	455.93	467.32
	Rating Area 5	Tobacco User/Non-Tobacco User	30	462.44	474.01
	Rating Area 5	Tobacco User/Non-Tobacco User	31	472.22	484.03
	Rating Area 5	Tobacco User/Non-Tobacco User	32	482.00	494.05
	Rating Area 5	Tobacco User/Non-Tobacco User	33	488.11	500.32
	Rating Area 5	Tobacco User/Non-Tobacco User	34	494.63	507.00
	Rating Area 5	Tobacco User/Non-Tobacco User	35	497.89	510.34
	Rating Area 5	Tobacco User/Non-Tobacco User	36	501.15	513.68
	Rating Area 5	Tobacco User/Non-Tobacco User	37	504.41	517.02
	Rating Area 5	Tobacco User/Non-Tobacco User	38	507.67	520.36
	Rating Area 5	Tobacco User/Non-Tobacco User	39	514.19	527.04
	Rating Area 5	Tobacco User/Non-Tobacco User	40	520.71	533.73
	Rating Area 5	Tobacco User/Non-Tobacco User	41	530.49	543.75
	Rating Area 5	Tobacco User/Non-Tobacco User	42	539.86	553.35
	Rating Area 5	Tobacco User/Non-Tobacco User	43	552.90	566.72
	Rating Area 5	Tobacco User/Non-Tobacco User	44	569.19	583.42
	Rating Area 5	Tobacco User/Non-Tobacco User	45	588.34	603.05
	Rating Area 5	Tobacco User/Non-Tobacco User	46	611.16	626.44
	Rating Area 5	Tobacco User/Non-Tobacco User	47	636.83	652.75
	Rating Area 5	Tobacco User/Non-Tobacco User	48	666.16	682.82
	Rating Area 5	Tobacco User/Non-Tobacco User	49	695.09	712.47
	Rating Area 5	Tobacco User/Non-Tobacco User	50	727.69	745.88
	Rating Area 5	Tobacco User/Non-Tobacco User	51	759.88	778.87
	Rating Area 5	Tobacco User/Non-Tobacco User	52	795.32	815.21
	Rating Area 5	Tobacco User/Non-Tobacco User	53	831.18	851.96
	Rating Area 5	Tobacco User/Non-Tobacco User	54	869.88	891.63
	Rating Area 5	Tobacco User/Non-Tobacco User	55	908.59	931.31
	Rating Area 5	Tobacco User/Non-Tobacco User	56	950.56	974.32
	Rating Area 5	Tobacco User/Non-Tobacco User	57	992.93	1017.75
	Rating Area 5	Tobacco User/Non-Tobacco User	58	1038.16	1064.11
	Rating Area 5	Tobacco User/Non-Tobacco User	59	1060.57	1087.08
	Rating Area 5	Tobacco User/Non-Tobacco User	60	1105.79	1133.44
	Rating Area 5	Tobacco User/Non-Tobacco User	61	1144.91	1173.53
	Rating Area 5	Tobacco User/Non-Tobacco User	62	1170.58	1199.84
	Rating Area 5	Tobacco User/Non-Tobacco User	63	1202.76	1232.83
	Rating Area 5	Tobacco User/Non-Tobacco User	64 and over	1222.32	1252.88
16322PA0040049	Rating Area 6	Tobacco User/Non-Tobacco User	0-14	461.78	461.78
	Rating Area 6	Tobacco User/Non-Tobacco User	15	502.82	502.82
	Rating Area 6	Tobacco User/Non-Tobacco User	16	518.52	518.52
	Rating Area 6	Tobacco User/Non-Tobacco User	17	534.21	534.21
	Rating Area 6	Tobacco User/Non-Tobacco User	18	551.11	551.11
	Rating Area 6	Tobacco User/Non-Tobacco User	19	568.02	568.02
	Rating Area 6	Tobacco User/Non-Tobacco User	20	585.52	585.52
	Rating Area 6	Tobacco User/Non-Tobacco User	21	603.63	618.72
	Rating Area 6	Tobacco User/Non-Tobacco User	22	603.63	618.72
	Rating Area 6	Tobacco User/Non-Tobacco User	23	603.63	618.72
	Rating Area 6	Tobacco User/Non-Tobacco User	24	603.63	618.72
	Rating Area 6	Tobacco User/Non-Tobacco User	25	606.04	621.20
	Rating Area 6	Tobacco User/Non-Tobacco User	26	618.12	633.57
	Rating Area 6	Tobacco User/Non-Tobacco User	27	632.60	648.42
	Rating Area 6	Tobacco User/Non-Tobacco User	28	656.15	672.55
	Rating Area 6	Tobacco User/Non-Tobacco User	29	675.46	692.35
	Rating Area 6	Tobacco User/Non-Tobacco User	30	685.12	702.25
	Rating Area 6	Tobacco User/Non-Tobacco User	31	699.61	717.10
	Rating Area 6	Tobacco User/Non-Tobacco User	32	714.09	731.95
	Rating Area 6	Tobacco User/Non-Tobacco User	33	723.15	741.23
	Rating Area 6	Tobacco User/Non-Tobacco User	34	732.81	751.13
	Rating Area 6	Tobacco User/Non-Tobacco User	35	737.64	756.08
	Rating Area 6	Tobacco User/Non-Tobacco User	36	742.46	761.03
	Rating Area 6	Tobacco User/Non-Tobacco User	37	747.29	765.98
	Rating Area 6	Tobacco User/Non-Tobacco User	38	752.12	770.93
	Rating Area 6	Tobacco User/Non-Tobacco User	39	761.78	780.83
	Rating Area 6	Tobacco User/Non-Tobacco User	40	771.44	790.73
	Rating Area 6	Tobacco User/Non-Tobacco User	41	785.93	805.57
	Rating Area 6	Tobacco User/Non-Tobacco User	42	799.81	819.80
	Rating Area 6	Tobacco User/Non-Tobacco User	43	819.13	839.60
	Rating Area 6	Tobacco User/Non-Tobacco User	44	843.27	864.35
	Rating Area 6	Tobacco User/Non-Tobacco User	45	871.64	893.43
	Rating Area 6	Tobacco User/Non-Tobacco User	46	905.45	928.08
	Rating Area 6	Tobacco User/Non-Tobacco User	47	943.47	967.06
	Rating Area 6	Tobacco User/Non-Tobacco User	48	986.94	1011.61
	Rating Area 6	Tobacco User/Non-Tobacco User	49	1029.79	1055.54
	Rating Area 6	Tobacco User/Non-Tobacco User	50	1078.08	1105.04
	Rating Area 6	Tobacco User/Non-Tobacco User	51	1125.77	1153.91
	Rating Area 6	Tobacco User/Non-Tobacco User	52	1178.29	1207.74
	Rating Area 6	Tobacco User/Non-Tobacco User	53	1231.41	1262.19
	Rating Area 6	Tobacco User/Non-Tobacco User	54	1288.75	1320.97
	Rating Area 6	Tobacco User/Non-Tobacco User	55	1346.09	1379.75

	16322PA0040049	Rating Area 6	Tobacco User/Non-Tobacco User	56	1408.27	1443.48
	16322PA0040049	Rating Area 6	Tobacco User/Non-Tobacco User	57	1471.05	1507.82
	16322PA0040049	Rating Area 6	Tobacco User/Non-Tobacco User	58	1538.05	1576.50
	16322PA0040049	Rating Area 6	Tobacco User/Non-Tobacco User	59	1571.25	1610.53
	16322PA0040049	Rating Area 6	Tobacco User/Non-Tobacco User	60	1638.25	1679.21
	16322PA0040049	Rating Area 6	Tobacco User/Non-Tobacco User	61	1696.20	1738.61
	16322PA0040049	Rating Area 6	Tobacco User/Non-Tobacco User	62	1734.23	1777.58
	16322PA0040049	Rating Area 6	Tobacco User/Non-Tobacco User	63	1781.92	1826.46
	16322PA0040049	Rating Area 6	Tobacco User/Non-Tobacco User	64 and over	1810.89	1856.16
	16322PA0050031	Rating Area 4	Tobacco User/Non-Tobacco User	0-14	237.74	237.74
	16322PA0050031	Rating Area 4	Tobacco User/Non-Tobacco User	15	258.87	258.87
	16322PA0050031	Rating Area 4	Tobacco User/Non-Tobacco User	16	266.95	266.95
	16322PA0050031	Rating Area 4	Tobacco User/Non-Tobacco User	17	275.03	275.03
	16322PA0050031	Rating Area 4	Tobacco User/Non-Tobacco User	18	283.73	283.73
	16322PA0050031	Rating Area 4	Tobacco User/Non-Tobacco User	19	292.43	292.43
	16322PA0050031	Rating Area 4	Tobacco User/Non-Tobacco User	20	301.45	301.45
	16322PA0050031	Rating Area 4	Tobacco User/Non-Tobacco User	21	310.77	318.54
	16322PA0050031	Rating Area 4	Tobacco User/Non-Tobacco User	22	310.77	318.54
	16322PA0050031	Rating Area 4	Tobacco User/Non-Tobacco User	23	310.77	318.54
	16322PA0050031	Rating Area 4	Tobacco User/Non-Tobacco User	24	310.77	318.54
	16322PA0050031	Rating Area 4	Tobacco User/Non-Tobacco User	25	312.01	319.81
	16322PA0050031	Rating Area 4	Tobacco User/Non-Tobacco User	26	318.23	326.18
	16322PA0050031	Rating Area 4	Tobacco User/Non-Tobacco User	27	325.69	333.83
	16322PA0050031	Rating Area 4	Tobacco User/Non-Tobacco User	28	337.81	346.25
	16322PA0050031	Rating Area 4	Tobacco User/Non-Tobacco User	29	347.75	356.45
	16322PA0050031	Rating Area 4	Tobacco User/Non-Tobacco User	30	352.72	361.54
	16322PA0050031	Rating Area 4	Tobacco User/Non-Tobacco User	31	360.18	369.19
	16322PA0050031	Rating Area 4	Tobacco User/Non-Tobacco User	32	367.64	376.83
	16322PA0050031	Rating Area 4	Tobacco User/Non-Tobacco User	33	372.30	381.61
	16322PA0050031	Rating Area 4	Tobacco User/Non-Tobacco User	34	377.27	386.71
	16322PA0050031	Rating Area 4	Tobacco User/Non-Tobacco User	35	379.76	389.25
	16322PA0050031	Rating Area 4	Tobacco User/Non-Tobacco User	36	382.25	391.80
	16322PA0050031	Rating Area 4	Tobacco User/Non-Tobacco User	37	384.73	394.35
	16322PA0050031	Rating Area 4	Tobacco User/Non-Tobacco User	38	387.22	396.90
	16322PA0050031	Rating Area 4	Tobacco User/Non-Tobacco User	39	392.19	402.00
	16322PA0050031	Rating Area 4	Tobacco User/Non-Tobacco User	40	397.16	407.09
	16322PA0050031	Rating Area 4	Tobacco User/Non-Tobacco User	41	404.62	414.74
	16322PA0050031	Rating Area 4	Tobacco User/Non-Tobacco User	42	411.77	422.06
	16322PA0050031	Rating Area 4	Tobacco User/Non-Tobacco User	43	421.71	432.26
	16322PA0050031	Rating Area 4	Tobacco User/Non-Tobacco User	44	434.15	445.00
	16322PA0050031	Rating Area 4	Tobacco User/Non-Tobacco User	45	448.75	459.97
	16322PA0050031	Rating Area 4	Tobacco User/Non-Tobacco User	46	466.16	477.81
	16322PA0050031	Rating Area 4	Tobacco User/Non-Tobacco User	47	485.73	497.88
	16322PA0050031	Rating Area 4	Tobacco User/Non-Tobacco User	48	508.11	520.81
	16322PA0050031	Rating Area 4	Tobacco User/Non-Tobacco User	49	530.17	543.43
	16322PA0050031	Rating Area 4	Tobacco User/Non-Tobacco User	50	555.04	568.91
	16322PA0050031	Rating Area 4	Tobacco User/Non-Tobacco User	51	579.59	594.08
	16322PA0050031	Rating Area 4	Tobacco User/Non-Tobacco User	52	606.62	621.79
	16322PA0050031	Rating Area 4	Tobacco User/Non-Tobacco User	53	633.97	649.82
	16322PA0050031	Rating Area 4	Tobacco User/Non-Tobacco User	54	663.49	680.08
	16322PA0050031	Rating Area 4	Tobacco User/Non-Tobacco User	55	693.02	710.34
	16322PA0050031	Rating Area 4	Tobacco User/Non-Tobacco User	56	725.03	743.15
	16322PA0050031	Rating Area 4	Tobacco User/Non-Tobacco User	57	757.35	776.28
	16322PA0050031	Rating Area 4	Tobacco User/Non-Tobacco User	58	791.84	811.64
	16322PA0050031	Rating Area 4	Tobacco User/Non-Tobacco User	59	808.93	829.16
	16322PA0050031	Rating Area 4	Tobacco User/Non-Tobacco User	60	843.43	864.52
	16322PA0050031	Rating Area 4	Tobacco User/Non-Tobacco User	61	873.26	895.10
	16322PA0050031	Rating Area 4	Tobacco User/Non-Tobacco User	62	892.84	915.16
	16322PA0050031	Rating Area 4	Tobacco User/Non-Tobacco User	63	917.39	940.33
	16322PA0050031	Rating Area 4	Tobacco User/Non-Tobacco User	64 and over	932.31	955.62
	16322PA0050033	Rating Area 4	Tobacco User/Non-Tobacco User	0-14	205.76	205.76
	16322PA0050033	Rating Area 4	Tobacco User/Non-Tobacco User	15	224.05	224.05
	16322PA0050033	Rating Area 4	Tobacco User/Non-Tobacco User	16	231.05	231.05
	16322PA0050033	Rating Area 4	Tobacco User/Non-Tobacco User	17	238.04	238.04
	16322PA0050033	Rating Area 4	Tobacco User/Non-Tobacco User	18	245.57	245.57
	16322PA0050033	Rating Area 4	Tobacco User/Non-Tobacco User	19	253.10	253.10
	16322PA0050033	Rating Area 4	Tobacco User/Non-Tobacco User	20	260.90	260.90
	16322PA0050033	Rating Area 4	Tobacco User/Non-Tobacco User	21	268.97	275.69
	16322PA0050033	Rating Area 4	Tobacco User/Non-Tobacco User	22	268.97	275.69
	16322PA0050033	Rating Area 4	Tobacco User/Non-Tobacco User	23	268.97	275.69
	16322PA0050033	Rating Area 4	Tobacco User/Non-Tobacco User	24	268.97	275.69
	16322PA0050033	Rating Area 4	Tobacco User/Non-Tobacco User	25	270.05	276.80
	16322PA0050033	Rating Area 4	Tobacco User/Non-Tobacco User	26	275.43	282.31
	16322PA0050033	Rating Area 4	Tobacco User/Non-Tobacco User	27	281.88	288.93
	16322PA0050033	Rating Area 4	Tobacco User/Non-Tobacco User	28	292.37	299.68
	16322PA0050033	Rating Area 4	Tobacco User/Non-Tobacco User	29	300.98	308.50
	16322PA0050033	Rating Area 4	Tobacco User/Non-Tobacco User	30	305.28	312.91
	16322PA0050033	Rating Area 4	Tobacco User/Non-Tobacco User	31	311.74	319.53
	16322PA0050033	Rating Area 4	Tobacco User/Non-Tobacco User	32	318.19	326.15
	16322PA0050033	Rating Area 4	Tobacco User/Non-Tobacco User	33	322.23	330.28
	16322PA0050033	Rating Area 4	Tobacco User/Non-Tobacco User	34	326.53	334.69
	16322PA0050033	Rating Area 4	Tobacco User/Non-Tobacco User	35	328.68	336.90
	16322PA0050033	Rating Area 4	Tobacco User/Non-Tobacco User	36	330.83	339.10
	16322PA0050033	Rating Area 4	Tobacco User/Non-Tobacco User	37	332.98	341.31
	16322PA0050033	Rating Area 4	Tobacco User/Non-Tobacco User	38	335.14	343.52
	16322PA0050033	Rating Area 4	Tobacco User/Non-Tobacco User	39	339.44	347.93
	16322PA0050033	Rating Area 4	Tobacco User/Non-Tobacco User	40	343.74	352.34
	16322PA0050033	Rating Area 4	Tobacco User/Non-Tobacco User	41	350.20	358.95
	16322PA0050033	Rating Area 4	Tobacco User/Non-Tobacco User	42	356.39	365.29
	16322PA0050033	Rating Area 4	Tobacco User/Non-Tobacco User	43	364.99	374.12
	16322PA0050033	Rating Area 4	Tobacco User/Non-Tobacco User	44	375.75	385.14
	16322PA0050033	Rating Area 4	Tobacco User/Non-Tobacco User	45	388.39	398.10
	16322PA0050033	Rating Area 4	Tobacco User/Non-Tobacco User	46	403.46	413.54
	16322PA0050033	Rating Area 4	Tobacco User/Non-Tobacco User	47	420.40	430.91
	16322PA0050033	Rating Area 4	Tobacco User/Non-Tobacco User	48	439.77	450.76
	16322PA0050033	Rating Area 4	Tobacco User/Non-Tobacco User	49	458.86	470.33
	16322PA0050033	Rating Area 4	Tobacco User/Non-Tobacco User	50	480.38	492.39
	16322PA0050033	Rating Area 4	Tobacco User/Non-Tobacco User	51	501.63	514.17
	16322PA0050033	Rating Area 4	Tobacco User/Non-Tobacco User	52	525.03	538.16
	16322PA0050033	Rating Area 4	Tobacco User/Non-Tobacco User	53	548.70	562.42
	16322PA0050033	Rating Area 4	Tobacco User/Non-Tobacco User	54	574.25	588.61
	16322PA0050033	Rating Area 4	Tobacco User/Non-Tobacco User	55	599.80	614.80
	16322PA0050033	Rating Area 4	Tobacco User/Non-Tobacco User	56	627.51	643.19
	16322PA0050033	Rating Area 4	Tobacco User/Non-Tobacco User	57	655.48	671.87
	16322PA0050033	Rating Area 4	Tobacco User/Non-Tobacco User	58	685.34	702.47
	16322PA0050033	Rating Area 4	Tobacco User/Non-Tobacco User	59	700.13	717.63
	16322PA0050033	Rating Area 4	Tobacco User/Non-Tobacco User	60	729.98	748.23
	16322PA0050033	Rating Area 4	Tobacco User/Non-Tobacco User	61	755.81	774.70
	16322PA0050033	Rating Area 4	Tobacco User/Non-Tobacco User	62	772.75	792.07
	16322PA0050033	Rating Area 4	Tobacco User/Non-Tobacco User	63	794.00	813.85
	16322PA0050033	Rating Area 4	Tobacco User/Non-Tobacco User	64 and over	806.91	827.08
	16322PA0050100	Rating Area 1	Tobacco User/Non-Tobacco User	0-14	135.19	135.19
	16322PA0050100	Rating Area 1	Tobacco User/Non-Tobacco User	15	147.21	147.21
	16322PA0050100	Rating Area 1	Tobacco User/Non-Tobacco User	16	151.80	151.80
	16322PA0050100	Rating Area 1	Tobacco User/Non-Tobacco User	17	156.40	156.40
	16322PA0050100	Rating Area 1	Tobacco User/Non-Tobacco User	18	161.35	161.35
	16322PA0050100	Rating Area 1	Tobacco User/Non-Tobacco User	19	166.29	166.29
	16322PA0050100	Rating Area 1	Tobacco User/Non-Tobacco User	20	171.42	171.42
	16322PA0050100	Rating Area 1	Tobacco User/Non-Tobacco User	21	176.72	181.14
	16322PA0050100	Rating Area 1	Tobacco User/Non-Tobacco User	22	176.72	181.14
	16322PA0050100	Rating Area 1	Tobacco User/Non-Tobacco User	23	176.72	181.14
	16322PA0050100	Rating Area 1	Tobacco User/Non-Tobacco User	24	176.72	181.14
	16322PA0050100	Rating Area 1	Tobacco User/Non-Tobacco User	25	177.43	181.86
	16322PA0050100	Rating Area 1	Tobacco User/Non-Tobacco User	26	180.96	185.49
	16322PA0050100	Rating Area 1	Tobacco User/Non-Tobacco User	27	185.20	189.83
	16322PA0050100	Rating Area 1	Tobacco User/Non-Tobacco User	28	192.09	196.90
	16322PA0050100	Rating Area 1	Tobacco User/Non-Tobacco User	29	197.75	202.69
	16322PA0050100	Rating Area 1	Tobacco User/Non-Tobacco User	30	200.58	205.59
	16322PA0050100	Rating Area 1	Tobacco User/Non-Tobacco User	31	204.82	209.94
	16322PA0050100	Rating Area 1	Tobacco User/Non-Tobacco User	32	209.06	214.29

16322PA0050100	Rating Area 1	Tobacco User/Non-Tobacco User	33	211.71	217.00
	Rating Area 1	Tobacco User/Non-Tobacco User	34	214.54	219.90
	Rating Area 1	Tobacco User/Non-Tobacco User	35	215.95	221.35
	Rating Area 1	Tobacco User/Non-Tobacco User	36	217.37	222.80
	Rating Area 1	Tobacco User/Non-Tobacco User	37	218.78	224.25
	Rating Area 1	Tobacco User/Non-Tobacco User	38	220.19	225.70
	Rating Area 1	Tobacco User/Non-Tobacco User	39	223.02	228.60
	Rating Area 1	Tobacco User/Non-Tobacco User	40	225.85	231.49
	Rating Area 1	Tobacco User/Non-Tobacco User	41	230.09	235.84
	Rating Area 1	Tobacco User/Non-Tobacco User	42	234.15	240.01
	Rating Area 1	Tobacco User/Non-Tobacco User	43	239.81	245.80
	Rating Area 1	Tobacco User/Non-Tobacco User	44	246.88	253.05
	Rating Area 1	Tobacco User/Non-Tobacco User	45	255.18	261.56
	Rating Area 1	Tobacco User/Non-Tobacco User	46	265.08	271.71
	Rating Area 1	Tobacco User/Non-Tobacco User	47	276.21	283.12
	Rating Area 1	Tobacco User/Non-Tobacco User	48	288.94	296.16
	Rating Area 1	Tobacco User/Non-Tobacco User	49	301.48	309.02
	Rating Area 1	Tobacco User/Non-Tobacco User	50	315.62	323.51
	Rating Area 1	Tobacco User/Non-Tobacco User	51	329.58	337.82
	Rating Area 1	Tobacco User/Non-Tobacco User	52	344.96	353.58
	Rating Area 1	Tobacco User/Non-Tobacco User	53	360.51	369.52
	Rating Area 1	Tobacco User/Non-Tobacco User	54	377.30	386.73
	Rating Area 1	Tobacco User/Non-Tobacco User	55	394.09	403.94
	Rating Area 1	Tobacco User/Non-Tobacco User	56	412.29	422.59
	Rating Area 1	Tobacco User/Non-Tobacco User	57	430.67	441.43
	Rating Area 1	Tobacco User/Non-Tobacco User	58	450.28	461.54
	Rating Area 1	Tobacco User/Non-Tobacco User	59	460.00	471.50
	Rating Area 1	Tobacco User/Non-Tobacco User	60	479.62	491.61
	Rating Area 1	Tobacco User/Non-Tobacco User	61	496.58	509.00
	Rating Area 1	Tobacco User/Non-Tobacco User	62	507.72	520.41
	Rating Area 1	Tobacco User/Non-Tobacco User	63	521.68	534.72
	Rating Area 1	Tobacco User/Non-Tobacco User	64 and over	530.16	543.41
16322PA0050100	Rating Area 3	Tobacco User/Non-Tobacco User	0-14	179.12	179.12
	Rating Area 3	Tobacco User/Non-Tobacco User	15	195.05	195.05
	Rating Area 3	Tobacco User/Non-Tobacco User	16	201.13	201.13
	Rating Area 3	Tobacco User/Non-Tobacco User	17	207.22	207.22
	Rating Area 3	Tobacco User/Non-Tobacco User	18	213.78	213.78
	Rating Area 3	Tobacco User/Non-Tobacco User	19	220.34	220.34
	Rating Area 3	Tobacco User/Non-Tobacco User	20	227.13	227.13
	Rating Area 3	Tobacco User/Non-Tobacco User	21	234.15	240.00
	Rating Area 3	Tobacco User/Non-Tobacco User	22	234.15	240.00
	Rating Area 3	Tobacco User/Non-Tobacco User	23	234.15	240.00
	Rating Area 3	Tobacco User/Non-Tobacco User	24	234.15	240.00
	Rating Area 3	Tobacco User/Non-Tobacco User	25	235.09	240.96
	Rating Area 3	Tobacco User/Non-Tobacco User	26	239.77	245.76
	Rating Area 3	Tobacco User/Non-Tobacco User	27	245.39	251.52
	Rating Area 3	Tobacco User/Non-Tobacco User	28	254.52	260.88
	Rating Area 3	Tobacco User/Non-Tobacco User	29	262.01	268.56
	Rating Area 3	Tobacco User/Non-Tobacco User	30	265.76	272.40
	Rating Area 3	Tobacco User/Non-Tobacco User	31	271.38	278.16
	Rating Area 3	Tobacco User/Non-Tobacco User	32	277.00	283.92
	Rating Area 3	Tobacco User/Non-Tobacco User	33	280.51	287.52
	Rating Area 3	Tobacco User/Non-Tobacco User	34	284.26	291.36
	Rating Area 3	Tobacco User/Non-Tobacco User	35	286.13	293.28
	Rating Area 3	Tobacco User/Non-Tobacco User	36	288.00	295.20
	Rating Area 3	Tobacco User/Non-Tobacco User	37	289.88	297.12
	Rating Area 3	Tobacco User/Non-Tobacco User	38	291.75	299.04
	Rating Area 3	Tobacco User/Non-Tobacco User	39	295.50	302.88
	Rating Area 3	Tobacco User/Non-Tobacco User	40	299.24	306.72
	Rating Area 3	Tobacco User/Non-Tobacco User	41	304.86	312.48
	Rating Area 3	Tobacco User/Non-Tobacco User	42	310.25	318.00
	Rating Area 3	Tobacco User/Non-Tobacco User	43	317.74	325.69
	Rating Area 3	Tobacco User/Non-Tobacco User	44	327.11	335.29
	Rating Area 3	Tobacco User/Non-Tobacco User	45	338.11	346.57
	Rating Area 3	Tobacco User/Non-Tobacco User	46	351.23	360.01
	Rating Area 3	Tobacco User/Non-Tobacco User	47	365.98	375.13
	Rating Area 3	Tobacco User/Non-Tobacco User	48	382.84	392.41
	Rating Area 3	Tobacco User/Non-Tobacco User	49	399.46	409.45
	Rating Area 3	Tobacco User/Non-Tobacco User	50	418.19	428.65
	Rating Area 3	Tobacco User/Non-Tobacco User	51	436.69	447.61
	Rating Area 3	Tobacco User/Non-Tobacco User	52	457.06	468.49
	Rating Area 3	Tobacco User/Non-Tobacco User	53	477.67	489.61
	Rating Area 3	Tobacco User/Non-Tobacco User	54	499.91	512.41
	Rating Area 3	Tobacco User/Non-Tobacco User	55	522.15	535.21
	Rating Area 3	Tobacco User/Non-Tobacco User	56	546.27	559.93
	Rating Area 3	Tobacco User/Non-Tobacco User	57	570.62	584.89
	Rating Area 3	Tobacco User/Non-Tobacco User	58	596.61	611.53
	Rating Area 3	Tobacco User/Non-Tobacco User	59	609.49	624.73
	Rating Area 3	Tobacco User/Non-Tobacco User	60	635.48	651.37
	Rating Area 3	Tobacco User/Non-Tobacco User	61	657.96	674.41
	Rating Area 3	Tobacco User/Non-Tobacco User	62	672.71	689.53
	Rating Area 3	Tobacco User/Non-Tobacco User	63	691.21	708.49
	Rating Area 3	Tobacco User/Non-Tobacco User	64 and over	702.45	720.01
16322PA0050100	Rating Area 4	Tobacco User/Non-Tobacco User	0-14	135.19	135.19
	Rating Area 4	Tobacco User/Non-Tobacco User	15	147.21	147.21
	Rating Area 4	Tobacco User/Non-Tobacco User	16	151.80	151.80
	Rating Area 4	Tobacco User/Non-Tobacco User	17	156.40	156.40
	Rating Area 4	Tobacco User/Non-Tobacco User	18	161.35	161.35
	Rating Area 4	Tobacco User/Non-Tobacco User	19	166.29	166.29
	Rating Area 4	Tobacco User/Non-Tobacco User	20	171.42	171.42
	Rating Area 4	Tobacco User/Non-Tobacco User	21	176.72	181.14
	Rating Area 4	Tobacco User/Non-Tobacco User	22	176.72	181.14
	Rating Area 4	Tobacco User/Non-Tobacco User	23	176.72	181.14
	Rating Area 4	Tobacco User/Non-Tobacco User	24	176.72	181.14
	Rating Area 4	Tobacco User/Non-Tobacco User	25	177.43	181.86
	Rating Area 4	Tobacco User/Non-Tobacco User	26	180.96	185.49
	Rating Area 4	Tobacco User/Non-Tobacco User	27	185.20	189.83
	Rating Area 4	Tobacco User/Non-Tobacco User	28	192.09	196.90
	Rating Area 4	Tobacco User/Non-Tobacco User	29	197.75	202.69
	Rating Area 4	Tobacco User/Non-Tobacco User	30	200.58	205.59
	Rating Area 4	Tobacco User/Non-Tobacco User	31	204.82	209.94
	Rating Area 4	Tobacco User/Non-Tobacco User	32	209.06	214.29
	Rating Area 4	Tobacco User/Non-Tobacco User	33	211.71	217.00
	Rating Area 4	Tobacco User/Non-Tobacco User	34	214.54	219.90
	Rating Area 4	Tobacco User/Non-Tobacco User	35	215.95	221.35
	Rating Area 4	Tobacco User/Non-Tobacco User	36	217.37	222.80
	Rating Area 4	Tobacco User/Non-Tobacco User	37	218.78	224.25
	Rating Area 4	Tobacco User/Non-Tobacco User	38	220.19	225.70
	Rating Area 4	Tobacco User/Non-Tobacco User	39	223.02	228.60
	Rating Area 4	Tobacco User/Non-Tobacco User	40	225.85	231.49
	Rating Area 4	Tobacco User/Non-Tobacco User	41	230.09	235.84
	Rating Area 4	Tobacco User/Non-Tobacco User	42	234.15	240.01
	Rating Area 4	Tobacco User/Non-Tobacco User	43	239.81	245.80
	Rating Area 4	Tobacco User/Non-Tobacco User	44	246.88	253.05
	Rating Area 4	Tobacco User/Non-Tobacco User	45	255.18	261.56
	Rating Area 4	Tobacco User/Non-Tobacco User	46	265.08	271.71
	Rating Area 4	Tobacco User/Non-Tobacco User	47	276.21	283.12
	Rating Area 4	Tobacco User/Non-Tobacco User	48	288.94	296.16
	Rating Area 4	Tobacco User/Non-Tobacco User	49	301.48	309.02
	Rating Area 4	Tobacco User/Non-Tobacco User	50	315.62	323.51
	Rating Area 4	Tobacco User/Non-Tobacco User	51	329.58	337.82
	Rating Area 4	Tobacco User/Non-Tobacco User	52	344.96	353.58
	Rating Area 4	Tobacco User/Non-Tobacco User	53	360.51	369.52
	Rating Area 4	Tobacco User/Non-Tobacco User	54	377.30	386.73
	Rating Area 4	Tobacco User/Non-Tobacco User	55	394.09	403.94
	Rating Area 4	Tobacco User/Non-Tobacco User	56	412.29	422.59
	Rating Area 4	Tobacco User/Non-Tobacco User	57	430.67	441.43
	Rating Area 4	Tobacco User/Non-Tobacco User	58	450.28	461.54
	Rating Area 4	Tobacco User/Non-Tobacco User	59	460.00	471.50
	Rating Area 4	Tobacco User/Non-Tobacco User	60	479.62	491.61

	16322PA0050100	Rating Area 4	Tobacco User/Non-Tobacco User	61	496.58	509.00
	16322PA0050100	Rating Area 4	Tobacco User/Non-Tobacco User	62	507.72	520.41
	16322PA0050100	Rating Area 4	Tobacco User/Non-Tobacco User	63	521.68	534.72
	16322PA0050100	Rating Area 4	Tobacco User/Non-Tobacco User	64 and over	530.16	543.41
	16322PA0050100	Rating Area 5	Tobacco User/Non-Tobacco User	0-14	135.19	135.19
	16322PA0050100	Rating Area 5	Tobacco User/Non-Tobacco User	15	147.21	147.21
	16322PA0050100	Rating Area 5	Tobacco User/Non-Tobacco User	16	151.80	151.80
	16322PA0050100	Rating Area 5	Tobacco User/Non-Tobacco User	17	156.40	156.40
	16322PA0050100	Rating Area 5	Tobacco User/Non-Tobacco User	18	161.35	161.35
	16322PA0050100	Rating Area 5	Tobacco User/Non-Tobacco User	19	166.29	166.29
	16322PA0050100	Rating Area 5	Tobacco User/Non-Tobacco User	20	171.42	171.42
	16322PA0050100	Rating Area 5	Tobacco User/Non-Tobacco User	21	176.72	181.14
	16322PA0050100	Rating Area 5	Tobacco User/Non-Tobacco User	22	176.72	181.14
	16322PA0050100	Rating Area 5	Tobacco User/Non-Tobacco User	23	176.72	181.14
	16322PA0050100	Rating Area 5	Tobacco User/Non-Tobacco User	24	176.72	181.14
	16322PA0050100	Rating Area 5	Tobacco User/Non-Tobacco User	25	177.43	181.86
	16322PA0050100	Rating Area 5	Tobacco User/Non-Tobacco User	26	180.96	185.49
	16322PA0050100	Rating Area 5	Tobacco User/Non-Tobacco User	27	185.20	189.83
	16322PA0050100	Rating Area 5	Tobacco User/Non-Tobacco User	28	192.09	196.90
	16322PA0050100	Rating Area 5	Tobacco User/Non-Tobacco User	29	197.75	202.69
	16322PA0050100	Rating Area 5	Tobacco User/Non-Tobacco User	30	200.58	205.59
	16322PA0050100	Rating Area 5	Tobacco User/Non-Tobacco User	31	204.82	209.94
	16322PA0050100	Rating Area 5	Tobacco User/Non-Tobacco User	32	209.06	214.29
	16322PA0050100	Rating Area 5	Tobacco User/Non-Tobacco User	33	211.71	217.00
	16322PA0050100	Rating Area 5	Tobacco User/Non-Tobacco User	34	214.54	219.90
	16322PA0050100	Rating Area 5	Tobacco User/Non-Tobacco User	35	215.95	221.35
	16322PA0050100	Rating Area 5	Tobacco User/Non-Tobacco User	36	217.37	222.80
	16322PA0050100	Rating Area 5	Tobacco User/Non-Tobacco User	37	218.78	224.25
	16322PA0050100	Rating Area 5	Tobacco User/Non-Tobacco User	38	220.19	225.70
	16322PA0050100	Rating Area 5	Tobacco User/Non-Tobacco User	39	223.02	228.60
	16322PA0050100	Rating Area 5	Tobacco User/Non-Tobacco User	40	225.85	231.49
	16322PA0050100	Rating Area 5	Tobacco User/Non-Tobacco User	41	230.09	235.84
	16322PA0050100	Rating Area 5	Tobacco User/Non-Tobacco User	42	234.15	240.01
	16322PA0050100	Rating Area 5	Tobacco User/Non-Tobacco User	43	239.81	245.80
	16322PA0050100	Rating Area 5	Tobacco User/Non-Tobacco User	44	246.88	253.05
	16322PA0050100	Rating Area 5	Tobacco User/Non-Tobacco User	45	255.18	261.56
	16322PA0050100	Rating Area 5	Tobacco User/Non-Tobacco User	46	265.08	271.71
	16322PA0050100	Rating Area 5	Tobacco User/Non-Tobacco User	47	276.21	283.12
	16322PA0050100	Rating Area 5	Tobacco User/Non-Tobacco User	48	288.94	296.16
	16322PA0050100	Rating Area 5	Tobacco User/Non-Tobacco User	49	301.48	309.02
	16322PA0050100	Rating Area 5	Tobacco User/Non-Tobacco User	50	315.62	323.51
	16322PA0050100	Rating Area 5	Tobacco User/Non-Tobacco User	51	329.58	337.82
	16322PA0050100	Rating Area 5	Tobacco User/Non-Tobacco User	52	344.96	353.58
	16322PA0050100	Rating Area 5	Tobacco User/Non-Tobacco User	53	360.51	369.52
	16322PA0050100	Rating Area 5	Tobacco User/Non-Tobacco User	54	377.30	386.73
	16322PA0050100	Rating Area 5	Tobacco User/Non-Tobacco User	55	394.09	403.94
	16322PA0050100	Rating Area 5	Tobacco User/Non-Tobacco User	56	412.29	422.59
	16322PA0050100	Rating Area 5	Tobacco User/Non-Tobacco User	57	430.67	441.43
	16322PA0050100	Rating Area 5	Tobacco User/Non-Tobacco User	58	450.28	461.54
	16322PA0050100	Rating Area 5	Tobacco User/Non-Tobacco User	59	460.00	471.50
	16322PA0050100	Rating Area 5	Tobacco User/Non-Tobacco User	60	479.62	491.61
	16322PA0050100	Rating Area 5	Tobacco User/Non-Tobacco User	61	496.58	509.00
	16322PA0050100	Rating Area 5	Tobacco User/Non-Tobacco User	62	507.72	520.41
	16322PA0050100	Rating Area 5	Tobacco User/Non-Tobacco User	63	521.68	534.72
	16322PA0050100	Rating Area 5	Tobacco User/Non-Tobacco User	64 and over	530.16	543.41
	16322PA0050101	Rating Area 4	Tobacco User/Non-Tobacco User	0-14	142.91	142.91
	16322PA0050101	Rating Area 4	Tobacco User/Non-Tobacco User	15	155.61	155.61
	16322PA0050101	Rating Area 4	Tobacco User/Non-Tobacco User	16	160.47	160.47
	16322PA0050101	Rating Area 4	Tobacco User/Non-Tobacco User	17	165.33	165.33
	16322PA0050101	Rating Area 4	Tobacco User/Non-Tobacco User	18	170.56	170.56
	16322PA0050101	Rating Area 4	Tobacco User/Non-Tobacco User	19	175.79	175.79
	16322PA0050101	Rating Area 4	Tobacco User/Non-Tobacco User	20	181.21	181.21
	16322PA0050101	Rating Area 4	Tobacco User/Non-Tobacco User	21	186.81	191.48
	16322PA0050101	Rating Area 4	Tobacco User/Non-Tobacco User	22	186.81	191.48
	16322PA0050101	Rating Area 4	Tobacco User/Non-Tobacco User	23	186.81	191.48
	16322PA0050101	Rating Area 4	Tobacco User/Non-Tobacco User	24	186.81	191.48
	16322PA0050101	Rating Area 4	Tobacco User/Non-Tobacco User	25	187.56	192.25
	16322PA0050101	Rating Area 4	Tobacco User/Non-Tobacco User	26	191.29	196.08
	16322PA0050101	Rating Area 4	Tobacco User/Non-Tobacco User	27	195.78	200.67
	16322PA0050101	Rating Area 4	Tobacco User/Non-Tobacco User	28	203.06	208.14
	16322PA0050101	Rating Area 4	Tobacco User/Non-Tobacco User	29	209.04	214.27
	16322PA0050101	Rating Area 4	Tobacco User/Non-Tobacco User	30	212.03	217.33
	16322PA0050101	Rating Area 4	Tobacco User/Non-Tobacco User	31	216.51	221.93
	16322PA0050101	Rating Area 4	Tobacco User/Non-Tobacco User	32	221.00	226.52
	16322PA0050101	Rating Area 4	Tobacco User/Non-Tobacco User	33	223.80	229.39
	16322PA0050101	Rating Area 4	Tobacco User/Non-Tobacco User	34	226.79	232.46
	16322PA0050101	Rating Area 4	Tobacco User/Non-Tobacco User	35	228.28	233.99
	16322PA0050101	Rating Area 4	Tobacco User/Non-Tobacco User	36	229.78	235.52
	16322PA0050101	Rating Area 4	Tobacco User/Non-Tobacco User	37	231.27	237.05
	16322PA0050101	Rating Area 4	Tobacco User/Non-Tobacco User	38	232.77	238.58
	16322PA0050101	Rating Area 4	Tobacco User/Non-Tobacco User	39	235.75	241.65
	16322PA0050101	Rating Area 4	Tobacco User/Non-Tobacco User	40	238.74	244.71
	16322PA0050101	Rating Area 4	Tobacco User/Non-Tobacco User	41	243.23	249.31
	16322PA0050101	Rating Area 4	Tobacco User/Non-Tobacco User	42	247.52	253.71
	16322PA0050101	Rating Area 4	Tobacco User/Non-Tobacco User	43	253.50	259.84
	16322PA0050101	Rating Area 4	Tobacco User/Non-Tobacco User	44	260.97	267.50
	16322PA0050101	Rating Area 4	Tobacco User/Non-Tobacco User	45	269.75	276.50
	16322PA0050101	Rating Area 4	Tobacco User/Non-Tobacco User	46	280.22	287.22
	16322PA0050101	Rating Area 4	Tobacco User/Non-Tobacco User	47	291.98	299.28
	16322PA0050101	Rating Area 4	Tobacco User/Non-Tobacco User	48	305.43	313.07
	16322PA0050101	Rating Area 4	Tobacco User/Non-Tobacco User	49	318.70	326.67
	16322PA0050101	Rating Area 4	Tobacco User/Non-Tobacco User	50	333.64	341.98
	16322PA0050101	Rating Area 4	Tobacco User/Non-Tobacco User	51	348.40	357.11
	16322PA0050101	Rating Area 4	Tobacco User/Non-Tobacco User	52	364.65	373.77
	16322PA0050101	Rating Area 4	Tobacco User/Non-Tobacco User	53	381.09	390.62
	16322PA0050101	Rating Area 4	Tobacco User/Non-Tobacco User	54	398.84	408.81
	16322PA0050101	Rating Area 4	Tobacco User/Non-Tobacco User	55	416.59	427.00
	16322PA0050101	Rating Area 4	Tobacco User/Non-Tobacco User	56	435.83	446.72
	16322PA0050101	Rating Area 4	Tobacco User/Non-Tobacco User	57	455.26	466.64
	16322PA0050101	Rating Area 4	Tobacco User/Non-Tobacco User	58	475.99	487.89
	16322PA0050101	Rating Area 4	Tobacco User/Non-Tobacco User	59	486.27	498.42
	16322PA0050101	Rating Area 4	Tobacco User/Non-Tobacco User	60	507.00	519.68
	16322PA0050101	Rating Area 4	Tobacco User/Non-Tobacco User	61	524.94	538.06
	16322PA0050101	Rating Area 4	Tobacco User/Non-Tobacco User	62	536.71	550.12
	16322PA0050101	Rating Area 4	Tobacco User/Non-Tobacco User	63	551.46	565.25
	16322PA0050101	Rating Area 4	Tobacco User/Non-Tobacco User	64 and over	560.43	574.44
	16322PA0050104	Rating Area 1	Tobacco User/Non-Tobacco User	0-14	224.91	224.91
	16322PA0050104	Rating Area 1	Tobacco User/Non-Tobacco User	15	244.90	244.90
	16322PA0050104	Rating Area 1	Tobacco User/Non-Tobacco User	16	252.55	252.55
	16322PA0050104	Rating Area 1	Tobacco User/Non-Tobacco User	17	260.19	260.19
	16322PA0050104	Rating Area 1	Tobacco User/Non-Tobacco User	18	268.42	268.42
	16322PA0050104	Rating Area 1	Tobacco User/Non-Tobacco User	19	276.65	276.65
	16322PA0050104	Rating Area 1	Tobacco User/Non-Tobacco User	20	285.18	285.18
	16322PA0050104	Rating Area 1	Tobacco User/Non-Tobacco User	21	294.00	301.35
	16322PA0050104	Rating Area 1	Tobacco User/Non-Tobacco User	22	294.00	301.35
	16322PA0050104	Rating Area 1	Tobacco User/Non-Tobacco User	23	294.00	301.35
	16322PA0050104	Rating Area 1	Tobacco User/Non-Tobacco User	24	294.00	301.35
	16322PA0050104	Rating Area 1	Tobacco User/Non-Tobacco User	25	295.18	302.56
	16322PA0050104	Rating Area 1	Tobacco User/Non-Tobacco User	26	301.06	308.58
	16322PA0050104	Rating Area 1	Tobacco User/Non-Tobacco User	27	308.11	315.81
	16322PA0050104	Rating Area 1	Tobacco User/Non-Tobacco User	28	319.58	327.57
	16322PA0050104	Rating Area 1	Tobacco User/Non-Tobacco User	29	328.99	337.21
	16322PA0050104	Rating Area 1	Tobacco User/Non-Tobacco User	30	333.69	342.03
	16322PA0050104	Rating Area 1	Tobacco User/Non-Tobacco User	31	340.75	349.26
	16322PA0050104	Rating Area 1	Tobacco User/Non-Tobacco User	32	347.80	356.50
	16322PA0050104	Rating Area 1	Tobacco User/Non-Tobacco User	33	352.21	361.02
	16322PA0050104	Rating Area 1	Tobacco User/Non-Tobacco User	34	356.92	365.84
	16322PA0050104	Rating Area 1	Tobacco User/Non-Tobacco User	35	359.27	368.25
	16322PA0050104	Rating Area 1	Tobacco User/Non-Tobacco User	36	361.62	370.66
	16322PA0050104	Rating Area 1	Tobacco User/Non-Tobacco User	37	363.97	373.07



	16322PA0050104	Rating Area 1	Tobacco User/Non-Tobacco User	38	366.32	375.48
	16322PA0050104	Rating Area 1	Tobacco User/Non-Tobacco User	39	371.03	380.30
	16322PA0050104	Rating Area 1	Tobacco User/Non-Tobacco User	40	375.73	385.13
	16322PA0050104	Rating Area 1	Tobacco User/Non-Tobacco User	41	382.79	392.36
	16322PA0050104	Rating Area 1	Tobacco User/Non-Tobacco User	42	389.55	399.29
	16322PA0050104	Rating Area 1	Tobacco User/Non-Tobacco User	43	398.96	408.93
	16322PA0050104	Rating Area 1	Tobacco User/Non-Tobacco User	44	410.72	420.99
	16322PA0050104	Rating Area 1	Tobacco User/Non-Tobacco User	45	424.54	435.15
	16322PA0050104	Rating Area 1	Tobacco User/Non-Tobacco User	46	441.00	452.03
	16322PA0050104	Rating Area 1	Tobacco User/Non-Tobacco User	47	459.52	471.01
	16322PA0050104	Rating Area 1	Tobacco User/Non-Tobacco User	48	480.69	492.71
	16322PA0050104	Rating Area 1	Tobacco User/Non-Tobacco User	49	501.56	514.10
	16322PA0050104	Rating Area 1	Tobacco User/Non-Tobacco User	50	525.08	538.21
	16322PA0050104	Rating Area 1	Tobacco User/Non-Tobacco User	51	548.31	562.02
	16322PA0050104	Rating Area 1	Tobacco User/Non-Tobacco User	52	573.89	588.24
	16322PA0050104	Rating Area 1	Tobacco User/Non-Tobacco User	53	599.76	614.75
	16322PA0050104	Rating Area 1	Tobacco User/Non-Tobacco User	54	627.69	643.38
	16322PA0050104	Rating Area 1	Tobacco User/Non-Tobacco User	55	655.62	672.01
	16322PA0050104	Rating Area 1	Tobacco User/Non-Tobacco User	56	685.90	703.05
	16322PA0050104	Rating Area 1	Tobacco User/Non-Tobacco User	57	716.48	734.39
	16322PA0050104	Rating Area 1	Tobacco User/Non-Tobacco User	58	749.11	767.84
	16322PA0050104	Rating Area 1	Tobacco User/Non-Tobacco User	59	765.28	784.41
	16322PA0050104	Rating Area 1	Tobacco User/Non-Tobacco User	60	797.92	817.86
	16322PA0050104	Rating Area 1	Tobacco User/Non-Tobacco User	61	826.14	846.79
	16322PA0050104	Rating Area 1	Tobacco User/Non-Tobacco User	62	844.66	865.78
	16322PA0050104	Rating Area 1	Tobacco User/Non-Tobacco User	63	867.89	889.59
	16322PA0050104	Rating Area 1	Tobacco User/Non-Tobacco User	64 and over	882.00	904.05
	16322PA0050104	Rating Area 3	Tobacco User/Non-Tobacco User	0-14	298.00	298.00
	16322PA0050104	Rating Area 3	Tobacco User/Non-Tobacco User	15	324.49	324.49
	16322PA0050104	Rating Area 3	Tobacco User/Non-Tobacco User	16	334.61	334.61
	16322PA0050104	Rating Area 3	Tobacco User/Non-Tobacco User	17	344.74	344.74
	16322PA0050104	Rating Area 3	Tobacco User/Non-Tobacco User	18	355.65	355.65
	16322PA0050104	Rating Area 3	Tobacco User/Non-Tobacco User	19	366.56	366.56
	16322PA0050104	Rating Area 3	Tobacco User/Non-Tobacco User	20	377.85	377.85
	16322PA0050104	Rating Area 3	Tobacco User/Non-Tobacco User	21	389.54	399.28
	16322PA0050104	Rating Area 3	Tobacco User/Non-Tobacco User	22	389.54	399.28
	16322PA0050104	Rating Area 3	Tobacco User/Non-Tobacco User	23	389.54	399.28
	16322PA0050104	Rating Area 3	Tobacco User/Non-Tobacco User	24	389.54	399.28
	16322PA0050104	Rating Area 3	Tobacco User/Non-Tobacco User	25	391.10	400.88
	16322PA0050104	Rating Area 3	Tobacco User/Non-Tobacco User	26	398.89	408.86
	16322PA0050104	Rating Area 3	Tobacco User/Non-Tobacco User	27	408.24	418.44
	16322PA0050104	Rating Area 3	Tobacco User/Non-Tobacco User	28	423.43	434.02
	16322PA0050104	Rating Area 3	Tobacco User/Non-Tobacco User	29	435.90	446.79
	16322PA0050104	Rating Area 3	Tobacco User/Non-Tobacco User	30	442.13	453.18
	16322PA0050104	Rating Area 3	Tobacco User/Non-Tobacco User	31	451.48	462.76
	16322PA0050104	Rating Area 3	Tobacco User/Non-Tobacco User	32	460.83	472.35
	16322PA0050104	Rating Area 3	Tobacco User/Non-Tobacco User	33	466.67	478.34
	16322PA0050104	Rating Area 3	Tobacco User/Non-Tobacco User	34	472.90	484.72
	16322PA0050104	Rating Area 3	Tobacco User/Non-Tobacco User	35	476.02	487.92
	16322PA0050104	Rating Area 3	Tobacco User/Non-Tobacco User	36	479.13	491.11
	16322PA0050104	Rating Area 3	Tobacco User/Non-Tobacco User	37	482.25	494.31
	16322PA0050104	Rating Area 3	Tobacco User/Non-Tobacco User	38	485.37	497.50
	16322PA0050104	Rating Area 3	Tobacco User/Non-Tobacco User	39	491.60	503.89
	16322PA0050104	Rating Area 3	Tobacco User/Non-Tobacco User	40	497.83	510.28
	16322PA0050104	Rating Area 3	Tobacco User/Non-Tobacco User	41	507.18	519.86
	16322PA0050104	Rating Area 3	Tobacco User/Non-Tobacco User	42	516.14	529.04
	16322PA0050104	Rating Area 3	Tobacco User/Non-Tobacco User	43	528.61	541.82
	16322PA0050104	Rating Area 3	Tobacco User/Non-Tobacco User	44	544.19	557.79
	16322PA0050104	Rating Area 3	Tobacco User/Non-Tobacco User	45	562.50	576.56
	16322PA0050104	Rating Area 3	Tobacco User/Non-Tobacco User	46	584.31	598.92
	16322PA0050104	Rating Area 3	Tobacco User/Non-Tobacco User	47	608.85	624.07
	16322PA0050104	Rating Area 3	Tobacco User/Non-Tobacco User	48	636.90	652.82
	16322PA0050104	Rating Area 3	Tobacco User/Non-Tobacco User	49	664.56	681.17
	16322PA0050104	Rating Area 3	Tobacco User/Non-Tobacco User	50	695.72	713.11
	16322PA0050104	Rating Area 3	Tobacco User/Non-Tobacco User	51	726.49	744.65
	16322PA0050104	Rating Area 3	Tobacco User/Non-Tobacco User	52	760.38	779.39
	16322PA0050104	Rating Area 3	Tobacco User/Non-Tobacco User	53	794.66	814.53
	16322PA0050104	Rating Area 3	Tobacco User/Non-Tobacco User	54	831.67	852.46
	16322PA0050104	Rating Area 3	Tobacco User/Non-Tobacco User	55	868.67	890.39
	16322PA0050104	Rating Area 3	Tobacco User/Non-Tobacco User	56	908.80	931.52
	16322PA0050104	Rating Area 3	Tobacco User/Non-Tobacco User	57	949.31	973.04
	16322PA0050104	Rating Area 3	Tobacco User/Non-Tobacco User	58	992.55	1017.36
	16322PA0050104	Rating Area 3	Tobacco User/Non-Tobacco User	59	1013.97	1039.32
	16322PA0050104	Rating Area 3	Tobacco User/Non-Tobacco User	60	1057.21	1083.64
	16322PA0050104	Rating Area 3	Tobacco User/Non-Tobacco User	61	1094.61	1121.97
	16322PA0050104	Rating Area 3	Tobacco User/Non-Tobacco User	62	1119.15	1147.13
	16322PA0050104	Rating Area 3	Tobacco User/Non-Tobacco User	63	1149.92	1178.67
	16322PA0050104	Rating Area 3	Tobacco User/Non-Tobacco User	64 and over	1168.62	1197.84
	16322PA0050104	Rating Area 4	Tobacco User/Non-Tobacco User	0-14	224.91	224.91
	16322PA0050104	Rating Area 4	Tobacco User/Non-Tobacco User	15	244.90	244.90
	16322PA0050104	Rating Area 4	Tobacco User/Non-Tobacco User	16	252.55	252.55
	16322PA0050104	Rating Area 4	Tobacco User/Non-Tobacco User	17	260.19	260.19
	16322PA0050104	Rating Area 4	Tobacco User/Non-Tobacco User	18	268.42	268.42
	16322PA0050104	Rating Area 4	Tobacco User/Non-Tobacco User	19	276.65	276.65
	16322PA0050104	Rating Area 4	Tobacco User/Non-Tobacco User	20	285.18	285.18
	16322PA0050104	Rating Area 4	Tobacco User/Non-Tobacco User	21	294.00	301.35
	16322PA0050104	Rating Area 4	Tobacco User/Non-Tobacco User	22	294.00	301.35
	16322PA0050104	Rating Area 4	Tobacco User/Non-Tobacco User	23	294.00	301.35
	16322PA0050104	Rating Area 4	Tobacco User/Non-Tobacco User	24	294.00	301.35
	16322PA0050104	Rating Area 4	Tobacco User/Non-Tobacco User	25	295.18	302.56
	16322PA0050104	Rating Area 4	Tobacco User/Non-Tobacco User	26	301.06	308.58
	16322PA0050104	Rating Area 4	Tobacco User/Non-Tobacco User	27	308.11	315.81
	16322PA0050104	Rating Area 4	Tobacco User/Non-Tobacco User	28	319.58	327.57
	16322PA0050104	Rating Area 4	Tobacco User/Non-Tobacco User	29	328.99	337.21
	16322PA0050104	Rating Area 4	Tobacco User/Non-Tobacco User	30	333.69	342.03
	16322PA0050104	Rating Area 4	Tobacco User/Non-Tobacco User	31	340.75	349.26
	16322PA0050104	Rating Area 4	Tobacco User/Non-Tobacco User	32	347.80	356.50
	16322PA0050104	Rating Area 4	Tobacco User/Non-Tobacco User	33	352.21	361.02
	16322PA0050104	Rating Area 4	Tobacco User/Non-Tobacco User	34	356.92	365.84
	16322PA0050104	Rating Area 4	Tobacco User/Non-Tobacco User	35	359.27	368.25
	16322PA0050104	Rating Area 4	Tobacco User/Non-Tobacco User	36	361.62	370.66
	16322PA0050104	Rating Area 4	Tobacco User/Non-Tobacco User	37	363.97	373.07
	16322PA0050104	Rating Area 4	Tobacco User/Non-Tobacco User	38	366.32	375.48
	16322PA0050104	Rating Area 4	Tobacco User/Non-Tobacco User	39	371.03	380.30
	16322PA0050104	Rating Area 4	Tobacco User/Non-Tobacco User	40	375.73	385.13
	16322PA0050104	Rating Area 4	Tobacco User/Non-Tobacco User	41	382.79	392.36
	16322PA0050104	Rating Area 4	Tobacco User/Non-Tobacco User	42	389.55	399.29
	16322PA0050104	Rating Area 4	Tobacco User/Non-Tobacco User	43	398.96	408.93
	16322PA0050104	Rating Area 4	Tobacco User/Non-Tobacco User	44	410.72	420.99
	16322PA0050104	Rating Area 4	Tobacco User/Non-Tobacco User	45	424.54	435.15
	16322PA0050104	Rating Area 4	Tobacco User/Non-Tobacco User	46	441.00	452.03
	16322PA0050104	Rating Area 4	Tobacco User/Non-Tobacco User	47	459.52	471.01
	16322PA0050104	Rating Area 4	Tobacco User/Non-Tobacco User	48	480.69	492.71
	16322PA0050104	Rating Area 4	Tobacco User/Non-Tobacco User	49	501.56	514.10
	16322PA0050104	Rating Area 4	Tobacco User/Non-Tobacco User	50	525.08	538.21
	16322PA0050104	Rating Area 4	Tobacco User/Non-Tobacco User	51	548.31	562.02
	16322PA0050104	Rating Area 4	Tobacco User/Non-Tobacco User	52	573.89	588.24
	16322PA0050104	Rating Area 4	Tobacco User/Non-Tobacco User	53	599.76	614.75
	16322PA0050104	Rating Area 4	Tobacco User/Non-Tobacco User	54	627.69	643.38
	16322PA0050104	Rating Area 4	Tobacco User/Non-Tobacco User	55	655.62	672.01
	16322PA0050104	Rating Area 4	Tobacco User/Non-Tobacco User	56	685.90	703.05
	16322PA0050104	Rating Area 4	Tobacco User/Non-Tobacco User	57	716.48	734.39
	16322PA0050104	Rating Area 4	Tobacco User/Non-Tobacco User	58	749.11	767.84
	16322PA0050104	Rating Area 4	Tobacco User/Non-Tobacco User	59	765.28	784.41
	16322PA0050104	Rating Area 4	Tobacco User/Non-Tobacco User	60	797.92	817.86
	16322PA0050104	Rating Area 4	Tobacco User/Non-Tobacco User	61	826.14	846.79
	16322PA0050104	Rating Area 4	Tobacco User/Non-Tobacco User	62	844.66	865.78
	16322PA0050104	Rating Area 4	Tobacco User/Non-Tobacco User	63	867.89	889.59
	16322PA0050104	Rating Area 4	Tobacco User/Non-Tobacco User	64 and over	882.00	904.05
	16322PA0050104	Rating Area 5	Tobacco User/Non-Tobacco User	0-14	224.91	224.91

16322PA0050104	Rating Area 5	Tobacco User/Non-Tobacco User	15	244.90	244.90
	Rating Area 5	Tobacco User/Non-Tobacco User	16	252.55	252.55
	Rating Area 5	Tobacco User/Non-Tobacco User	17	260.19	260.19
	Rating Area 5	Tobacco User/Non-Tobacco User	18	268.42	268.42
	Rating Area 5	Tobacco User/Non-Tobacco User	19	276.65	276.65
	Rating Area 5	Tobacco User/Non-Tobacco User	20	285.18	285.18
	Rating Area 5	Tobacco User/Non-Tobacco User	21	294.00	301.35
	Rating Area 5	Tobacco User/Non-Tobacco User	22	294.00	301.35
	Rating Area 5	Tobacco User/Non-Tobacco User	23	294.00	301.35
	Rating Area 5	Tobacco User/Non-Tobacco User	24	294.00	301.35
	Rating Area 5	Tobacco User/Non-Tobacco User	25	295.18	302.56
	Rating Area 5	Tobacco User/Non-Tobacco User	26	301.06	308.58
	Rating Area 5	Tobacco User/Non-Tobacco User	27	308.11	315.81
	Rating Area 5	Tobacco User/Non-Tobacco User	28	319.58	327.57
	Rating Area 5	Tobacco User/Non-Tobacco User	29	328.99	337.21
	Rating Area 5	Tobacco User/Non-Tobacco User	30	333.69	342.03
	Rating Area 5	Tobacco User/Non-Tobacco User	31	340.75	349.26
	Rating Area 5	Tobacco User/Non-Tobacco User	32	347.80	356.50
	Rating Area 5	Tobacco User/Non-Tobacco User	33	352.21	361.02
	Rating Area 5	Tobacco User/Non-Tobacco User	34	356.92	365.84
	Rating Area 5	Tobacco User/Non-Tobacco User	35	359.27	368.25
	Rating Area 5	Tobacco User/Non-Tobacco User	36	361.62	370.66
	Rating Area 5	Tobacco User/Non-Tobacco User	37	363.97	373.07
	Rating Area 5	Tobacco User/Non-Tobacco User	38	366.32	375.48
	Rating Area 5	Tobacco User/Non-Tobacco User	39	371.03	380.30
	Rating Area 5	Tobacco User/Non-Tobacco User	40	375.73	385.13
	Rating Area 5	Tobacco User/Non-Tobacco User	41	382.79	392.36
	Rating Area 5	Tobacco User/Non-Tobacco User	42	389.55	399.29
	Rating Area 5	Tobacco User/Non-Tobacco User	43	398.96	408.93
	Rating Area 5	Tobacco User/Non-Tobacco User	44	410.72	420.99
	Rating Area 5	Tobacco User/Non-Tobacco User	45	424.54	435.15
	Rating Area 5	Tobacco User/Non-Tobacco User	46	441.00	452.03
	Rating Area 5	Tobacco User/Non-Tobacco User	47	459.52	471.01
	Rating Area 5	Tobacco User/Non-Tobacco User	48	480.69	492.71
	Rating Area 5	Tobacco User/Non-Tobacco User	49	501.56	514.10
	Rating Area 5	Tobacco User/Non-Tobacco User	50	525.08	538.21
	Rating Area 5	Tobacco User/Non-Tobacco User	51	548.31	562.02
	Rating Area 5	Tobacco User/Non-Tobacco User	52	573.89	588.24
	Rating Area 5	Tobacco User/Non-Tobacco User	53	599.76	614.75
	Rating Area 5	Tobacco User/Non-Tobacco User	54	627.69	643.38
	Rating Area 5	Tobacco User/Non-Tobacco User	55	655.62	672.01
	Rating Area 5	Tobacco User/Non-Tobacco User	56	685.90	703.05
	Rating Area 5	Tobacco User/Non-Tobacco User	57	716.48	734.39
	Rating Area 5	Tobacco User/Non-Tobacco User	58	749.11	767.84
	Rating Area 5	Tobacco User/Non-Tobacco User	59	765.28	784.41
	Rating Area 5	Tobacco User/Non-Tobacco User	60	797.92	817.86
	Rating Area 5	Tobacco User/Non-Tobacco User	61	826.14	846.79
	Rating Area 5	Tobacco User/Non-Tobacco User	62	844.66	865.78
	Rating Area 5	Tobacco User/Non-Tobacco User	63	867.89	889.59
	Rating Area 5	Tobacco User/Non-Tobacco User	64 and over	882.00	904.05
16322PA0050105	Rating Area 1	Tobacco User/Non-Tobacco User	0-14	162.72	162.72
	Rating Area 1	Tobacco User/Non-Tobacco User	15	177.18	177.18
	Rating Area 1	Tobacco User/Non-Tobacco User	16	182.71	182.71
	Rating Area 1	Tobacco User/Non-Tobacco User	17	188.24	188.24
	Rating Area 1	Tobacco User/Non-Tobacco User	18	194.20	194.20
	Rating Area 1	Tobacco User/Non-Tobacco User	19	200.15	200.15
	Rating Area 1	Tobacco User/Non-Tobacco User	20	206.32	206.32
	Rating Area 1	Tobacco User/Non-Tobacco User	21	212.70	218.02
	Rating Area 1	Tobacco User/Non-Tobacco User	22	212.70	218.02
	Rating Area 1	Tobacco User/Non-Tobacco User	23	212.70	218.02
	Rating Area 1	Tobacco User/Non-Tobacco User	24	212.70	218.02
	Rating Area 1	Tobacco User/Non-Tobacco User	25	213.55	218.89
	Rating Area 1	Tobacco User/Non-Tobacco User	26	217.80	223.25
	Rating Area 1	Tobacco User/Non-Tobacco User	27	222.91	228.48
	Rating Area 1	Tobacco User/Non-Tobacco User	28	231.20	236.99
	Rating Area 1	Tobacco User/Non-Tobacco User	29	238.01	243.96
	Rating Area 1	Tobacco User/Non-Tobacco User	30	241.41	247.45
	Rating Area 1	Tobacco User/Non-Tobacco User	31	246.52	252.68
	Rating Area 1	Tobacco User/Non-Tobacco User	32	251.62	257.91
	Rating Area 1	Tobacco User/Non-Tobacco User	33	254.81	261.18
	Rating Area 1	Tobacco User/Non-Tobacco User	34	258.22	264.67
	Rating Area 1	Tobacco User/Non-Tobacco User	35	259.92	266.42
	Rating Area 1	Tobacco User/Non-Tobacco User	36	261.62	268.16
	Rating Area 1	Tobacco User/Non-Tobacco User	37	263.32	269.91
	Rating Area 1	Tobacco User/Non-Tobacco User	38	265.02	271.65
	Rating Area 1	Tobacco User/Non-Tobacco User	39	268.43	275.14
	Rating Area 1	Tobacco User/Non-Tobacco User	40	271.83	278.63
	Rating Area 1	Tobacco User/Non-Tobacco User	41	276.94	283.86
	Rating Area 1	Tobacco User/Non-Tobacco User	42	281.83	288.87
	Rating Area 1	Tobacco User/Non-Tobacco User	43	288.63	295.85
	Rating Area 1	Tobacco User/Non-Tobacco User	44	297.14	304.57
	Rating Area 1	Tobacco User/Non-Tobacco User	45	307.14	314.82
	Rating Area 1	Tobacco User/Non-Tobacco User	46	319.05	327.03
	Rating Area 1	Tobacco User/Non-Tobacco User	47	332.45	340.76
	Rating Area 1	Tobacco User/Non-Tobacco User	48	347.76	356.46
	Rating Area 1	Tobacco User/Non-Tobacco User	49	362.87	371.94
	Rating Area 1	Tobacco User/Non-Tobacco User	50	379.88	389.38
	Rating Area 1	Tobacco User/Non-Tobacco User	51	396.69	406.60
	Rating Area 1	Tobacco User/Non-Tobacco User	52	415.19	425.57
	Rating Area 1	Tobacco User/Non-Tobacco User	53	433.91	444.76
	Rating Area 1	Tobacco User/Non-Tobacco User	54	454.11	465.47
	Rating Area 1	Tobacco User/Non-Tobacco User	55	474.32	486.18
	Rating Area 1	Tobacco User/Non-Tobacco User	56	496.23	508.63
	Rating Area 1	Tobacco User/Non-Tobacco User	57	518.35	531.31
	Rating Area 1	Tobacco User/Non-Tobacco User	58	541.96	555.51
	Rating Area 1	Tobacco User/Non-Tobacco User	59	553.66	567.50
	Rating Area 1	Tobacco User/Non-Tobacco User	60	577.27	591.70
	Rating Area 1	Tobacco User/Non-Tobacco User	61	597.69	612.63
	Rating Area 1	Tobacco User/Non-Tobacco User	62	611.09	626.36
	Rating Area 1	Tobacco User/Non-Tobacco User	63	627.89	643.59
	Rating Area 1	Tobacco User/Non-Tobacco User	64 and over	638.10	654.05
16322PA0050105	Rating Area 3	Tobacco User/Non-Tobacco User	0-14	215.59	215.59
	Rating Area 3	Tobacco User/Non-Tobacco User	15	234.76	234.76
	Rating Area 3	Tobacco User/Non-Tobacco User	16	242.08	242.08
	Rating Area 3	Tobacco User/Non-Tobacco User	17	249.41	249.41
	Rating Area 3	Tobacco User/Non-Tobacco User	18	257.30	257.30
	Rating Area 3	Tobacco User/Non-Tobacco User	19	265.19	265.19
	Rating Area 3	Tobacco User/Non-Tobacco User	20	273.37	273.37
	Rating Area 3	Tobacco User/Non-Tobacco User	21	281.82	288.87
	Rating Area 3	Tobacco User/Non-Tobacco User	22	281.82	288.87
	Rating Area 3	Tobacco User/Non-Tobacco User	23	281.82	288.87
	Rating Area 3	Tobacco User/Non-Tobacco User	24	281.82	288.87
	Rating Area 3	Tobacco User/Non-Tobacco User	25	282.95	290.02
	Rating Area 3	Tobacco User/Non-Tobacco User	26	288.58	295.80
	Rating Area 3	Tobacco User/Non-Tobacco User	27	295.35	302.73
	Rating Area 3	Tobacco User/Non-Tobacco User	28	306.34	314.00
	Rating Area 3	Tobacco User/Non-Tobacco User	29	315.36	323.24
	Rating Area 3	Tobacco User/Non-Tobacco User	30	319.87	327.86
	Rating Area 3	Tobacco User/Non-Tobacco User	31	326.63	334.80
	Rating Area 3	Tobacco User/Non-Tobacco User	32	333.39	341.73
	Rating Area 3	Tobacco User/Non-Tobacco User	33	337.62	346.06
	Rating Area 3	Tobacco User/Non-Tobacco User	34	342.13	350.68
	Rating Area 3	Tobacco User/Non-Tobacco User	35	344.38	352.99
	Rating Area 3	Tobacco User/Non-Tobacco User	36	346.64	355.30
	Rating Area 3	Tobacco User/Non-Tobacco User	37	348.89	357.62
	Rating Area 3	Tobacco User/Non-Tobacco User	38	351.15	359.93
	Rating Area 3	Tobacco User/Non-Tobacco User	39	355.66	364.55
	Rating Area 3	Tobacco User/Non-Tobacco User	40	360.17	369.17
	Rating Area 3	Tobacco User/Non-Tobacco User	41	366.93	376.10
	Rating Area 3	Tobacco User/Non-Tobacco User	42	373.41	382.75



16322PA0050105 Rating Area 3	Tobacco User/Non-Tobacco User	43	382.43	391.99
16322PA0050105 Rating Area 3	Tobacco User/Non-Tobacco User	44	393.70	403.55
16322PA0050105 Rating Area 3	Tobacco User/Non-Tobacco User	45	406.95	417.12
16322PA0050105 Rating Area 3	Tobacco User/Non-Tobacco User	46	422.73	433.30
16322PA0050105 Rating Area 3	Tobacco User/Non-Tobacco User	47	440.48	451.50
16322PA0050105 Rating Area 3	Tobacco User/Non-Tobacco User	48	460.78	472.30
16322PA0050105 Rating Area 3	Tobacco User/Non-Tobacco User	49	480.78	492.80
16322PA0050105 Rating Area 3	Tobacco User/Non-Tobacco User	50	503.33	515.91
16322PA0050105 Rating Area 3	Tobacco User/Non-Tobacco User	51	525.59	538.73
16322PA0050105 Rating Area 3	Tobacco User/Non-Tobacco User	52	550.11	563.87
16322PA0050105 Rating Area 3	Tobacco User/Non-Tobacco User	53	574.91	589.29
16322PA0050105 Rating Area 3	Tobacco User/Non-Tobacco User	54	601.69	616.73
16322PA0050105 Rating Area 3	Tobacco User/Non-Tobacco User	55	628.46	644.17
16322PA0050105 Rating Area 3	Tobacco User/Non-Tobacco User	56	657.49	673.92
16322PA0050105 Rating Area 3	Tobacco User/Non-Tobacco User	57	686.80	703.97
16322PA0050105 Rating Area 3	Tobacco User/Non-Tobacco User	58	718.08	736.03
16322PA0050105 Rating Area 3	Tobacco User/Non-Tobacco User	59	733.58	751.92
16322PA0050105 Rating Area 3	Tobacco User/Non-Tobacco User	60	764.86	783.98
16322PA0050105 Rating Area 3	Tobacco User/Non-Tobacco User	61	791.91	811.71
16322PA0050105 Rating Area 3	Tobacco User/Non-Tobacco User	62	809.67	829.91
16322PA0050105 Rating Area 3	Tobacco User/Non-Tobacco User	63	831.93	852.73
16322PA0050105 Rating Area 3	Tobacco User/Non-Tobacco User	64 and over	845.46	866.60
16322PA0050105 Rating Area 4	Tobacco User/Non-Tobacco User	0-14	162.72	162.72
16322PA0050105 Rating Area 4	Tobacco User/Non-Tobacco User	15	177.18	177.18
16322PA0050105 Rating Area 4	Tobacco User/Non-Tobacco User	16	182.71	182.71
16322PA0050105 Rating Area 4	Tobacco User/Non-Tobacco User	17	188.24	188.24
16322PA0050105 Rating Area 4	Tobacco User/Non-Tobacco User	18	194.20	194.20
16322PA0050105 Rating Area 4	Tobacco User/Non-Tobacco User	19	200.15	200.15
16322PA0050105 Rating Area 4	Tobacco User/Non-Tobacco User	20	206.32	206.32
16322PA0050105 Rating Area 4	Tobacco User/Non-Tobacco User	21	212.70	218.02
16322PA0050105 Rating Area 4	Tobacco User/Non-Tobacco User	22	212.70	218.02
16322PA0050105 Rating Area 4	Tobacco User/Non-Tobacco User	23	212.70	218.02
16322PA0050105 Rating Area 4	Tobacco User/Non-Tobacco User	24	212.70	218.02
16322PA0050105 Rating Area 4	Tobacco User/Non-Tobacco User	25	213.55	218.89
16322PA0050105 Rating Area 4	Tobacco User/Non-Tobacco User	26	217.80	223.25
16322PA0050105 Rating Area 4	Tobacco User/Non-Tobacco User	27	222.91	228.48
16322PA0050105 Rating Area 4	Tobacco User/Non-Tobacco User	28	231.20	236.99
16322PA0050105 Rating Area 4	Tobacco User/Non-Tobacco User	29	238.01	243.96
16322PA0050105 Rating Area 4	Tobacco User/Non-Tobacco User	30	241.41	247.45
16322PA0050105 Rating Area 4	Tobacco User/Non-Tobacco User	31	246.52	252.68
16322PA0050105 Rating Area 4	Tobacco User/Non-Tobacco User	32	251.62	257.91
16322PA0050105 Rating Area 4	Tobacco User/Non-Tobacco User	33	254.81	261.18
16322PA0050105 Rating Area 4	Tobacco User/Non-Tobacco User	34	258.22	264.67
16322PA0050105 Rating Area 4	Tobacco User/Non-Tobacco User	35	259.92	266.42
16322PA0050105 Rating Area 4	Tobacco User/Non-Tobacco User	36	261.62	268.16
16322PA0050105 Rating Area 4	Tobacco User/Non-Tobacco User	37	263.32	269.91
16322PA0050105 Rating Area 4	Tobacco User/Non-Tobacco User	38	265.02	271.65
16322PA0050105 Rating Area 4	Tobacco User/Non-Tobacco User	39	268.43	275.14
16322PA0050105 Rating Area 4	Tobacco User/Non-Tobacco User	40	271.83	278.63
16322PA0050105 Rating Area 4	Tobacco User/Non-Tobacco User	41	276.94	283.86
16322PA0050105 Rating Area 4	Tobacco User/Non-Tobacco User	42	281.83	288.87
16322PA0050105 Rating Area 4	Tobacco User/Non-Tobacco User	43	288.63	295.85
16322PA0050105 Rating Area 4	Tobacco User/Non-Tobacco User	44	297.14	304.57
16322PA0050105 Rating Area 4	Tobacco User/Non-Tobacco User	45	307.14	314.82
16322PA0050105 Rating Area 4	Tobacco User/Non-Tobacco User	46	319.05	327.03
16322PA0050105 Rating Area 4	Tobacco User/Non-Tobacco User	47	332.45	340.76
16322PA0050105 Rating Area 4	Tobacco User/Non-Tobacco User	48	347.76	356.46
16322PA0050105 Rating Area 4	Tobacco User/Non-Tobacco User	49	362.87	371.94
16322PA0050105 Rating Area 4	Tobacco User/Non-Tobacco User	50	379.88	389.38
16322PA0050105 Rating Area 4	Tobacco User/Non-Tobacco User	51	396.69	406.60
16322PA0050105 Rating Area 4	Tobacco User/Non-Tobacco User	52	415.19	425.57
16322PA0050105 Rating Area 4	Tobacco User/Non-Tobacco User	53	433.91	444.76
16322PA0050105 Rating Area 4	Tobacco User/Non-Tobacco User	54	454.11	465.47
16322PA0050105 Rating Area 4	Tobacco User/Non-Tobacco User	55	474.32	486.18
16322PA0050105 Rating Area 4	Tobacco User/Non-Tobacco User	56	496.23	508.63
16322PA0050105 Rating Area 4	Tobacco User/Non-Tobacco User	57	518.35	531.31
16322PA0050105 Rating Area 4	Tobacco User/Non-Tobacco User	58	541.96	555.51
16322PA0050105 Rating Area 4	Tobacco User/Non-Tobacco User	59	553.66	567.50
16322PA0050105 Rating Area 4	Tobacco User/Non-Tobacco User	60	577.27	591.70
16322PA0050105 Rating Area 4	Tobacco User/Non-Tobacco User	61	597.69	612.63
16322PA0050105 Rating Area 4	Tobacco User/Non-Tobacco User	62	611.09	626.36
16322PA0050105 Rating Area 4	Tobacco User/Non-Tobacco User	63	627.89	643.59
16322PA0050105 Rating Area 4	Tobacco User/Non-Tobacco User	64 and over	638.10	654.05
16322PA0050105 Rating Area 5	Tobacco User/Non-Tobacco User	0-14	162.72	162.72
16322PA0050105 Rating Area 5	Tobacco User/Non-Tobacco User	15	177.18	177.18
16322PA0050105 Rating Area 5	Tobacco User/Non-Tobacco User	16	182.71	182.71
16322PA0050105 Rating Area 5	Tobacco User/Non-Tobacco User	17	188.24	188.24
16322PA0050105 Rating Area 5	Tobacco User/Non-Tobacco User	18	194.20	194.20
16322PA0050105 Rating Area 5	Tobacco User/Non-Tobacco User	19	200.15	200.15
16322PA0050105 Rating Area 5	Tobacco User/Non-Tobacco User	20	206.32	206.32
16322PA0050105 Rating Area 5	Tobacco User/Non-Tobacco User	21	212.70	218.02
16322PA0050105 Rating Area 5	Tobacco User/Non-Tobacco User	22	212.70	218.02
16322PA0050105 Rating Area 5	Tobacco User/Non-Tobacco User	23	212.70	218.02
16322PA0050105 Rating Area 5	Tobacco User/Non-Tobacco User	24	212.70	218.02
16322PA0050105 Rating Area 5	Tobacco User/Non-Tobacco User	25	213.55	218.89
16322PA0050105 Rating Area 5	Tobacco User/Non-Tobacco User	26	217.80	223.25
16322PA0050105 Rating Area 5	Tobacco User/Non-Tobacco User	27	222.91	228.48
16322PA0050105 Rating Area 5	Tobacco User/Non-Tobacco User	28	231.20	236.99
16322PA0050105 Rating Area 5	Tobacco User/Non-Tobacco User	29	238.01	243.96
16322PA0050105 Rating Area 5	Tobacco User/Non-Tobacco User	30	241.41	247.45
16322PA0050105 Rating Area 5	Tobacco User/Non-Tobacco User	31	246.52	252.68
16322PA0050105 Rating Area 5	Tobacco User/Non-Tobacco User	32	251.62	257.91
16322PA0050105 Rating Area 5	Tobacco User/Non-Tobacco User	33	254.81	261.18
16322PA0050105 Rating Area 5	Tobacco User/Non-Tobacco User	34	258.22	264.67
16322PA0050105 Rating Area 5	Tobacco User/Non-Tobacco User	35	259.92	266.42
16322PA0050105 Rating Area 5	Tobacco User/Non-Tobacco User	36	261.62	268.16
16322PA0050105 Rating Area 5	Tobacco User/Non-Tobacco User	37	263.32	269.91
16322PA0050105 Rating Area 5	Tobacco User/Non-Tobacco User	38	265.02	271.65
16322PA0050105 Rating Area 5	Tobacco User/Non-Tobacco User	39	268.43	275.14
16322PA0050105 Rating Area 5	Tobacco User/Non-Tobacco User	40	271.83	278.63
16322PA0050105 Rating Area 5	Tobacco User/Non-Tobacco User	41	276.94	283.86
16322PA0050105 Rating Area 5	Tobacco User/Non-Tobacco User	42	281.83	288.87
16322PA0050105 Rating Area 5	Tobacco User/Non-Tobacco User	43	288.63	295.85
16322PA0050105 Rating Area 5	Tobacco User/Non-Tobacco User	44	297.14	304.57
16322PA0050105 Rating Area 5	Tobacco User/Non-Tobacco User	45	307.14	314.82
16322PA0050105 Rating Area 5	Tobacco User/Non-Tobacco User	46	319.05	327.03
16322PA0050105 Rating Area 5	Tobacco User/Non-Tobacco User	47	332.45	340.76
16322PA0050105 Rating Area 5	Tobacco User/Non-Tobacco User	48	347.76	356.46
16322PA0050105 Rating Area 5	Tobacco User/Non-Tobacco User	49	362.87	371.94
16322PA0050105 Rating Area 5	Tobacco User/Non-Tobacco User	50	379.88	389.38
16322PA0050105 Rating Area 5	Tobacco User/Non-Tobacco User	51	396.69	406.60
16322PA0050105 Rating Area 5	Tobacco User/Non-Tobacco User	52	415.19	425.57
16322PA0050105 Rating Area 5	Tobacco User/Non-Tobacco User	53	433.91	444.76
16322PA0050105 Rating Area 5	Tobacco User/Non-Tobacco User	54	454.11	465.47
16322PA0050105 Rating Area 5	Tobacco User/Non-Tobacco User	55	474.32	486.18
16322PA0050105 Rating Area 5	Tobacco User/Non-Tobacco User	56	496.23	508.63
16322PA0050105 Rating Area 5	Tobacco User/Non-Tobacco User	57	518.35	531.31
16322PA0050105 Rating Area 5	Tobacco User/Non-Tobacco User	58	541.96	555.51
16322PA0050105 Rating Area 5	Tobacco User/Non-Tobacco User	59	553.66	567.50
16322PA0050105 Rating Area 5	Tobacco User/Non-Tobacco User	60	577.27	591.70
16322PA0050105 Rating Area 5	Tobacco User/Non-Tobacco User	61	597.69	612.63
16322PA0050105 Rating Area 5	Tobacco User/Non-Tobacco User	62	611.09	626.36
16322PA0050105 Rating Area 5	Tobacco User/Non-Tobacco User	63	627.89	643.59
16322PA0050105 Rating Area 5	Tobacco User/Non-Tobacco User	64 and over	638.10	654.05
16322PA0050106 Rating Area 1	Tobacco User/Non-Tobacco User	0-14	194.66	194.66
16322PA0050106 Rating Area 1	Tobacco User/Non-Tobacco User	15	211.97	211.97
16322PA0050106 Rating Area 1	Tobacco User/Non-Tobacco User	16	218.58	218.58
16322PA0050106 Rating Area 1	Tobacco User/Non-Tobacco User	17	225.20	225.20
16322PA0050106 Rating Area 1	Tobacco User/Non-Tobacco User	18	232.32	232.32
16322PA0050106 Rating Area 1	Tobacco User/Non-Tobacco User	19	239.45	239.45

	16322PA0050106	Rating Area 1	Tobacco User/Non-Tobacco User	20	246.83	246.83
	16322PA0050106	Rating Area 1	Tobacco User/Non-Tobacco User	21	254.46	260.82
	16322PA0050106	Rating Area 1	Tobacco User/Non-Tobacco User	22	254.46	260.82
	16322PA0050106	Rating Area 1	Tobacco User/Non-Tobacco User	23	254.46	260.82
	16322PA0050106	Rating Area 1	Tobacco User/Non-Tobacco User	24	254.46	260.82
	16322PA0050106	Rating Area 1	Tobacco User/Non-Tobacco User	25	255.48	261.86
	16322PA0050106	Rating Area 1	Tobacco User/Non-Tobacco User	26	260.57	267.08
	16322PA0050106	Rating Area 1	Tobacco User/Non-Tobacco User	27	266.67	273.34
	16322PA0050106	Rating Area 1	Tobacco User/Non-Tobacco User	28	276.60	283.51
	16322PA0050106	Rating Area 1	Tobacco User/Non-Tobacco User	29	284.74	291.86
	16322PA0050106	Rating Area 1	Tobacco User/Non-Tobacco User	30	288.81	296.03
	16322PA0050106	Rating Area 1	Tobacco User/Non-Tobacco User	31	294.92	302.29
	16322PA0050106	Rating Area 1	Tobacco User/Non-Tobacco User	32	301.03	308.55
	16322PA0050106	Rating Area 1	Tobacco User/Non-Tobacco User	33	304.84	312.46
	16322PA0050106	Rating Area 1	Tobacco User/Non-Tobacco User	34	308.91	316.64
	16322PA0050106	Rating Area 1	Tobacco User/Non-Tobacco User	35	310.95	318.72
	16322PA0050106	Rating Area 1	Tobacco User/Non-Tobacco User	36	312.99	320.81
	16322PA0050106	Rating Area 1	Tobacco User/Non-Tobacco User	37	315.02	322.90
	16322PA0050106	Rating Area 1	Tobacco User/Non-Tobacco User	38	317.06	324.98
	16322PA0050106	Rating Area 1	Tobacco User/Non-Tobacco User	39	321.13	329.16
	16322PA0050106	Rating Area 1	Tobacco User/Non-Tobacco User	40	325.20	333.33
	16322PA0050106	Rating Area 1	Tobacco User/Non-Tobacco User	41	331.31	339.59
	16322PA0050106	Rating Area 1	Tobacco User/Non-Tobacco User	42	337.16	345.59
	16322PA0050106	Rating Area 1	Tobacco User/Non-Tobacco User	43	345.30	353.93
	16322PA0050106	Rating Area 1	Tobacco User/Non-Tobacco User	44	355.48	364.37
	16322PA0050106	Rating Area 1	Tobacco User/Non-Tobacco User	45	367.44	376.63
	16322PA0050106	Rating Area 1	Tobacco User/Non-Tobacco User	46	381.69	391.23
	16322PA0050106	Rating Area 1	Tobacco User/Non-Tobacco User	47	397.72	407.66
	16322PA0050106	Rating Area 1	Tobacco User/Non-Tobacco User	48	416.04	426.44
	16322PA0050106	Rating Area 1	Tobacco User/Non-Tobacco User	49	434.11	444.96
	16322PA0050106	Rating Area 1	Tobacco User/Non-Tobacco User	50	454.47	465.83
	16322PA0050106	Rating Area 1	Tobacco User/Non-Tobacco User	51	474.57	486.43
	16322PA0050106	Rating Area 1	Tobacco User/Non-Tobacco User	52	496.71	509.12
	16322PA0050106	Rating Area 1	Tobacco User/Non-Tobacco User	53	519.10	532.08
	16322PA0050106	Rating Area 1	Tobacco User/Non-Tobacco User	54	543.27	556.85
	16322PA0050106	Rating Area 1	Tobacco User/Non-Tobacco User	55	567.45	581.63
	16322PA0050106	Rating Area 1	Tobacco User/Non-Tobacco User	56	593.66	608.50
	16322PA0050106	Rating Area 1	Tobacco User/Non-Tobacco User	57	620.12	635.62
	16322PA0050106	Rating Area 1	Tobacco User/Non-Tobacco User	58	648.36	664.57
	16322PA0050106	Rating Area 1	Tobacco User/Non-Tobacco User	59	662.36	678.92
	16322PA0050106	Rating Area 1	Tobacco User/Non-Tobacco User	60	690.60	707.87
	16322PA0050106	Rating Area 1	Tobacco User/Non-Tobacco User	61	715.03	732.91
	16322PA0050106	Rating Area 1	Tobacco User/Non-Tobacco User	62	731.06	749.34
	16322PA0050106	Rating Area 1	Tobacco User/Non-Tobacco User	63	751.17	769.95
	16322PA0050106	Rating Area 1	Tobacco User/Non-Tobacco User	64 and over	763.38	782.46
	16322PA0050106	Rating Area 3	Tobacco User/Non-Tobacco User	0-14	257.92	257.92
	16322PA0050106	Rating Area 3	Tobacco User/Non-Tobacco User	15	280.85	280.85
	16322PA0050106	Rating Area 3	Tobacco User/Non-Tobacco User	16	289.61	289.61
	16322PA0050106	Rating Area 3	Tobacco User/Non-Tobacco User	17	298.38	298.38
	16322PA0050106	Rating Area 3	Tobacco User/Non-Tobacco User	18	307.82	307.82
	16322PA0050106	Rating Area 3	Tobacco User/Non-Tobacco User	19	317.26	317.26
	16322PA0050106	Rating Area 3	Tobacco User/Non-Tobacco User	20	327.04	327.04
	16322PA0050106	Rating Area 3	Tobacco User/Non-Tobacco User	21	337.15	345.58
	16322PA0050106	Rating Area 3	Tobacco User/Non-Tobacco User	22	337.15	345.58
	16322PA0050106	Rating Area 3	Tobacco User/Non-Tobacco User	23	337.15	345.58
	16322PA0050106	Rating Area 3	Tobacco User/Non-Tobacco User	24	337.15	345.58
	16322PA0050106	Rating Area 3	Tobacco User/Non-Tobacco User	25	338.50	346.96
	16322PA0050106	Rating Area 3	Tobacco User/Non-Tobacco User	26	345.24	353.87
	16322PA0050106	Rating Area 3	Tobacco User/Non-Tobacco User	27	353.33	362.17
	16322PA0050106	Rating Area 3	Tobacco User/Non-Tobacco User	28	366.48	375.64
	16322PA0050106	Rating Area 3	Tobacco User/Non-Tobacco User	29	377.27	386.70
	16322PA0050106	Rating Area 3	Tobacco User/Non-Tobacco User	30	382.67	392.23
	16322PA0050106	Rating Area 3	Tobacco User/Non-Tobacco User	31	390.76	400.53
	16322PA0050106	Rating Area 3	Tobacco User/Non-Tobacco User	32	398.85	408.82
	16322PA0050106	Rating Area 3	Tobacco User/Non-Tobacco User	33	403.91	414.00
	16322PA0050106	Rating Area 3	Tobacco User/Non-Tobacco User	34	409.30	419.53
	16322PA0050106	Rating Area 3	Tobacco User/Non-Tobacco User	35	412.00	422.30
	16322PA0050106	Rating Area 3	Tobacco User/Non-Tobacco User	36	414.69	425.06
	16322PA0050106	Rating Area 3	Tobacco User/Non-Tobacco User	37	417.39	427.83
	16322PA0050106	Rating Area 3	Tobacco User/Non-Tobacco User	38	420.09	430.59
	16322PA0050106	Rating Area 3	Tobacco User/Non-Tobacco User	39	425.48	436.12
	16322PA0050106	Rating Area 3	Tobacco User/Non-Tobacco User	40	430.88	441.65
	16322PA0050106	Rating Area 3	Tobacco User/Non-Tobacco User	41	438.97	449.94
	16322PA0050106	Rating Area 3	Tobacco User/Non-Tobacco User	42	446.72	457.89
	16322PA0050106	Rating Area 3	Tobacco User/Non-Tobacco User	43	457.51	468.95
	16322PA0050106	Rating Area 3	Tobacco User/Non-Tobacco User	44	471.00	482.77
	16322PA0050106	Rating Area 3	Tobacco User/Non-Tobacco User	45	486.84	499.02
	16322PA0050106	Rating Area 3	Tobacco User/Non-Tobacco User	46	505.73	518.37
	16322PA0050106	Rating Area 3	Tobacco User/Non-Tobacco User	47	526.97	540.14
	16322PA0050106	Rating Area 3	Tobacco User/Non-Tobacco User	48	551.24	565.02
	16322PA0050106	Rating Area 3	Tobacco User/Non-Tobacco User	49	575.18	589.56
	16322PA0050106	Rating Area 3	Tobacco User/Non-Tobacco User	50	602.15	617.20
	16322PA0050106	Rating Area 3	Tobacco User/Non-Tobacco User	51	628.78	644.50
	16322PA0050106	Rating Area 3	Tobacco User/Non-Tobacco User	52	658.12	674.57
	16322PA0050106	Rating Area 3	Tobacco User/Non-Tobacco User	53	687.79	704.98
	16322PA0050106	Rating Area 3	Tobacco User/Non-Tobacco User	54	719.82	737.81
	16322PA0050106	Rating Area 3	Tobacco User/Non-Tobacco User	55	751.84	770.64
	16322PA0050106	Rating Area 3	Tobacco User/Non-Tobacco User	56	786.57	806.24
	16322PA0050106	Rating Area 3	Tobacco User/Non-Tobacco User	57	821.63	842.18
	16322PA0050106	Rating Area 3	Tobacco User/Non-Tobacco User	58	859.06	880.53
	16322PA0050106	Rating Area 3	Tobacco User/Non-Tobacco User	59	877.60	899.54
	16322PA0050106	Rating Area 3	Tobacco User/Non-Tobacco User	60	915.03	937.90
	16322PA0050106	Rating Area 3	Tobacco User/Non-Tobacco User	61	947.39	971.08
	16322PA0050106	Rating Area 3	Tobacco User/Non-Tobacco User	62	968.63	992.85
	16322PA0050106	Rating Area 3	Tobacco User/Non-Tobacco User	63	995.27	1020.15
	16322PA0050106	Rating Area 3	Tobacco User/Non-Tobacco User	64 and over	1011.45	1036.74
	16322PA0050106	Rating Area 4	Tobacco User/Non-Tobacco User	0-14	194.66	194.66
	16322PA0050106	Rating Area 4	Tobacco User/Non-Tobacco User	15	211.97	211.97
	16322PA0050106	Rating Area 4	Tobacco User/Non-Tobacco User	16	218.58	218.58
	16322PA0050106	Rating Area 4	Tobacco User/Non-Tobacco User	17	225.20	225.20
	16322PA0050106	Rating Area 4	Tobacco User/Non-Tobacco User	18	232.32	232.32
	16322PA0050106	Rating Area 4	Tobacco User/Non-Tobacco User	19	239.45	239.45
	16322PA0050106	Rating Area 4	Tobacco User/Non-Tobacco User	20	246.83	246.83
	16322PA0050106	Rating Area 4	Tobacco User/Non-Tobacco User	21	254.46	260.82
	16322PA0050106	Rating Area 4	Tobacco User/Non-Tobacco User	22	254.46	260.82
	16322PA0050106	Rating Area 4	Tobacco User/Non-Tobacco User	23	254.46	260.82
	16322PA0050106	Rating Area 4	Tobacco User/Non-Tobacco User	24	254.46	260.82
	16322PA0050106	Rating Area 4	Tobacco User/Non-Tobacco User	25	255.48	261.86
	16322PA0050106	Rating Area 4	Tobacco User/Non-Tobacco User	26	260.57	267.08
	16322PA0050106	Rating Area 4	Tobacco User/Non-Tobacco User	27	266.67	273.34
	16322PA0050106	Rating Area 4	Tobacco User/Non-Tobacco User	28	276.60	283.51
	16322PA0050106	Rating Area 4	Tobacco User/Non-Tobacco User	29	284.74	291.86
	16322PA0050106	Rating Area 4	Tobacco User/Non-Tobacco User	30	288.81	296.03
	16322PA0050106	Rating Area 4	Tobacco User/Non-Tobacco User	31	294.92	302.29
	16322PA0050106	Rating Area 4	Tobacco User/Non-Tobacco User	32	301.03	308.55
	16322PA0050106	Rating Area 4	Tobacco User/Non-Tobacco User	33	304.84	312.46
	16322PA0050106	Rating Area 4	Tobacco User/Non-Tobacco User	34	308.91	316.64
	16322PA0050106	Rating Area 4	Tobacco User/Non-Tobacco User	35	310.95	318.72
	16322PA0050106	Rating Area 4	Tobacco User/Non-Tobacco User	36	312.99	320.81
	16322PA0050106	Rating Area 4	Tobacco User/Non-Tobacco User	37	315.02	322.90
	16322PA0050106	Rating Area 4	Tobacco User/Non-Tobacco User	38	317.06	324.98
	16322PA0050106	Rating Area 4	Tobacco User/Non-Tobacco User	39	321.13	329.16
	16322PA0050106	Rating Area 4	Tobacco User/Non-Tobacco User	40	325.20	333.33
	16322PA0050106	Rating Area 4	Tobacco User/Non-Tobacco User	41	331.31	339.59
	16322PA0050106	Rating Area 4	Tobacco User/Non-Tobacco User	42	337.16	345.59
	16322PA0050106	Rating Area 4	Tobacco User/Non-Tobacco User	43	345.30	353.93
	16322PA0050106	Rating Area 4	Tobacco User/Non-Tobacco User	44	355.48	364.37
	16322PA0050106	Rating Area 4	Tobacco User/Non-Tobacco User	45	367.44	376.63
	16322PA0050106	Rating Area 4	Tobacco User/Non-Tobacco User	46	381.69	391.23
	16322PA0050106	Rating Area 4	Tobacco User/Non-Tobacco User	47	397.72	407.66

	16322PA0050106	Rating Area 4	Tobacco User/Non-Tobacco User	48	416.04	426.44
	16322PA0050106	Rating Area 4	Tobacco User/Non-Tobacco User	49	434.11	444.96
	16322PA0050106	Rating Area 4	Tobacco User/Non-Tobacco User	50	454.47	465.83
	16322PA0050106	Rating Area 4	Tobacco User/Non-Tobacco User	51	474.57	486.43
	16322PA0050106	Rating Area 4	Tobacco User/Non-Tobacco User	52	496.71	509.12
	16322PA0050106	Rating Area 4	Tobacco User/Non-Tobacco User	53	519.10	532.08
	16322PA0050106	Rating Area 4	Tobacco User/Non-Tobacco User	54	543.27	556.85
	16322PA0050106	Rating Area 4	Tobacco User/Non-Tobacco User	55	567.45	581.63
	16322PA0050106	Rating Area 4	Tobacco User/Non-Tobacco User	56	593.66	608.50
	16322PA0050106	Rating Area 4	Tobacco User/Non-Tobacco User	57	620.12	635.62
	16322PA0050106	Rating Area 4	Tobacco User/Non-Tobacco User	58	648.36	664.57
	16322PA0050106	Rating Area 4	Tobacco User/Non-Tobacco User	59	662.36	678.92
	16322PA0050106	Rating Area 4	Tobacco User/Non-Tobacco User	60	690.60	707.87
	16322PA0050106	Rating Area 4	Tobacco User/Non-Tobacco User	61	715.03	732.91
	16322PA0050106	Rating Area 4	Tobacco User/Non-Tobacco User	62	731.06	749.34
	16322PA0050106	Rating Area 4	Tobacco User/Non-Tobacco User	63	751.17	769.95
	16322PA0050106	Rating Area 4	Tobacco User/Non-Tobacco User	64 and over	763.38	782.46
	16322PA0050106	Rating Area 5	Tobacco User/Non-Tobacco User	0-14	194.66	194.66
	16322PA0050106	Rating Area 5	Tobacco User/Non-Tobacco User	15	211.97	211.97
	16322PA0050106	Rating Area 5	Tobacco User/Non-Tobacco User	16	218.58	218.58
	16322PA0050106	Rating Area 5	Tobacco User/Non-Tobacco User	17	225.20	225.20
	16322PA0050106	Rating Area 5	Tobacco User/Non-Tobacco User	18	232.32	232.32
	16322PA0050106	Rating Area 5	Tobacco User/Non-Tobacco User	19	239.45	239.45
	16322PA0050106	Rating Area 5	Tobacco User/Non-Tobacco User	20	246.83	246.83
	16322PA0050106	Rating Area 5	Tobacco User/Non-Tobacco User	21	254.46	260.82
	16322PA0050106	Rating Area 5	Tobacco User/Non-Tobacco User	22	254.46	260.82
	16322PA0050106	Rating Area 5	Tobacco User/Non-Tobacco User	23	254.46	260.82
	16322PA0050106	Rating Area 5	Tobacco User/Non-Tobacco User	24	254.46	260.82
	16322PA0050106	Rating Area 5	Tobacco User/Non-Tobacco User	25	255.48	261.86
	16322PA0050106	Rating Area 5	Tobacco User/Non-Tobacco User	26	260.57	267.08
	16322PA0050106	Rating Area 5	Tobacco User/Non-Tobacco User	27	266.67	273.34
	16322PA0050106	Rating Area 5	Tobacco User/Non-Tobacco User	28	276.60	283.51
	16322PA0050106	Rating Area 5	Tobacco User/Non-Tobacco User	29	284.74	291.86
	16322PA0050106	Rating Area 5	Tobacco User/Non-Tobacco User	30	288.81	296.03
	16322PA0050106	Rating Area 5	Tobacco User/Non-Tobacco User	31	294.92	302.29
	16322PA0050106	Rating Area 5	Tobacco User/Non-Tobacco User	32	301.03	308.55
	16322PA0050106	Rating Area 5	Tobacco User/Non-Tobacco User	33	304.84	312.46
	16322PA0050106	Rating Area 5	Tobacco User/Non-Tobacco User	34	308.91	316.64
	16322PA0050106	Rating Area 5	Tobacco User/Non-Tobacco User	35	310.95	318.72
	16322PA0050106	Rating Area 5	Tobacco User/Non-Tobacco User	36	312.99	320.81
	16322PA0050106	Rating Area 5	Tobacco User/Non-Tobacco User	37	315.02	322.90
	16322PA0050106	Rating Area 5	Tobacco User/Non-Tobacco User	38	317.06	324.98
	16322PA0050106	Rating Area 5	Tobacco User/Non-Tobacco User	39	321.13	329.16
	16322PA0050106	Rating Area 5	Tobacco User/Non-Tobacco User	40	325.20	333.33
	16322PA0050106	Rating Area 5	Tobacco User/Non-Tobacco User	41	331.31	339.59
	16322PA0050106	Rating Area 5	Tobacco User/Non-Tobacco User	42	337.16	345.59
	16322PA0050106	Rating Area 5	Tobacco User/Non-Tobacco User	43	345.30	353.93
	16322PA0050106	Rating Area 5	Tobacco User/Non-Tobacco User	44	355.48	364.37
	16322PA0050106	Rating Area 5	Tobacco User/Non-Tobacco User	45	367.44	376.63
	16322PA0050106	Rating Area 5	Tobacco User/Non-Tobacco User	46	381.69	391.23
	16322PA0050106	Rating Area 5	Tobacco User/Non-Tobacco User	47	397.72	407.66
	16322PA0050106	Rating Area 5	Tobacco User/Non-Tobacco User	48	416.04	426.44
	16322PA0050106	Rating Area 5	Tobacco User/Non-Tobacco User	49	434.11	444.96
	16322PA0050106	Rating Area 5	Tobacco User/Non-Tobacco User	50	454.47	465.83
	16322PA0050106	Rating Area 5	Tobacco User/Non-Tobacco User	51	474.57	486.43
	16322PA0050106	Rating Area 5	Tobacco User/Non-Tobacco User	52	496.71	509.12
	16322PA0050106	Rating Area 5	Tobacco User/Non-Tobacco User	53	519.10	532.08
	16322PA0050106	Rating Area 5	Tobacco User/Non-Tobacco User	54	543.27	556.85
	16322PA0050106	Rating Area 5	Tobacco User/Non-Tobacco User	55	567.45	581.63
	16322PA0050106	Rating Area 5	Tobacco User/Non-Tobacco User	56	593.66	608.50
	16322PA0050106	Rating Area 5	Tobacco User/Non-Tobacco User	57	620.12	635.62
	16322PA0050106	Rating Area 5	Tobacco User/Non-Tobacco User	58	648.36	664.57
	16322PA0050106	Rating Area 5	Tobacco User/Non-Tobacco User	59	662.36	678.92
	16322PA0050106	Rating Area 5	Tobacco User/Non-Tobacco User	60	690.60	707.87
	16322PA0050106	Rating Area 5	Tobacco User/Non-Tobacco User	61	715.03	732.91
	16322PA0050106	Rating Area 5	Tobacco User/Non-Tobacco User	62	731.06	749.34
	16322PA0050106	Rating Area 5	Tobacco User/Non-Tobacco User	63	751.17	769.95
	16322PA0050106	Rating Area 5	Tobacco User/Non-Tobacco User	64 and over	763.38	782.46
	16322PA0050108	Rating Area 4	Tobacco User/Non-Tobacco User	0-14	171.99	171.99
	16322PA0050108	Rating Area 4	Tobacco User/Non-Tobacco User	15	187.28	187.28
	16322PA0050108	Rating Area 4	Tobacco User/Non-Tobacco User	16	193.13	193.13
	16322PA0050108	Rating Area 4	Tobacco User/Non-Tobacco User	17	198.97	198.97
	16322PA0050108	Rating Area 4	Tobacco User/Non-Tobacco User	18	205.27	205.27
	16322PA0050108	Rating Area 4	Tobacco User/Non-Tobacco User	19	211.57	211.57
	16322PA0050108	Rating Area 4	Tobacco User/Non-Tobacco User	20	218.09	218.09
	16322PA0050108	Rating Area 4	Tobacco User/Non-Tobacco User	21	224.83	230.45
	16322PA0050108	Rating Area 4	Tobacco User/Non-Tobacco User	22	224.83	230.45
	16322PA0050108	Rating Area 4	Tobacco User/Non-Tobacco User	23	224.83	230.45
	16322PA0050108	Rating Area 4	Tobacco User/Non-Tobacco User	24	224.83	230.45
	16322PA0050108	Rating Area 4	Tobacco User/Non-Tobacco User	25	225.73	231.37
	16322PA0050108	Rating Area 4	Tobacco User/Non-Tobacco User	26	230.23	235.98
	16322PA0050108	Rating Area 4	Tobacco User/Non-Tobacco User	27	235.62	241.51
	16322PA0050108	Rating Area 4	Tobacco User/Non-Tobacco User	28	244.39	250.50
	16322PA0050108	Rating Area 4	Tobacco User/Non-Tobacco User	29	251.58	257.87
	16322PA0050108	Rating Area 4	Tobacco User/Non-Tobacco User	30	255.18	261.56
	16322PA0050108	Rating Area 4	Tobacco User/Non-Tobacco User	31	260.58	267.09
	16322PA0050108	Rating Area 4	Tobacco User/Non-Tobacco User	32	265.97	272.62
	16322PA0050108	Rating Area 4	Tobacco User/Non-Tobacco User	33	269.35	276.08
	16322PA0050108	Rating Area 4	Tobacco User/Non-Tobacco User	34	272.94	279.77
	16322PA0050108	Rating Area 4	Tobacco User/Non-Tobacco User	35	274.74	281.61
	16322PA0050108	Rating Area 4	Tobacco User/Non-Tobacco User	36	276.54	283.45
	16322PA0050108	Rating Area 4	Tobacco User/Non-Tobacco User	37	278.34	285.30
	16322PA0050108	Rating Area 4	Tobacco User/Non-Tobacco User	38	280.14	287.14
	16322PA0050108	Rating Area 4	Tobacco User/Non-Tobacco User	39	283.74	290.83
	16322PA0050108	Rating Area 4	Tobacco User/Non-Tobacco User	40	287.33	294.52
	16322PA0050108	Rating Area 4	Tobacco User/Non-Tobacco User	41	292.73	300.05
	16322PA0050108	Rating Area 4	Tobacco User/Non-Tobacco User	42	297.90	305.35
	16322PA0050108	Rating Area 4	Tobacco User/Non-Tobacco User	43	305.09	312.72
	16322PA0050108	Rating Area 4	Tobacco User/Non-Tobacco User	44	314.09	321.94
	16322PA0050108	Rating Area 4	Tobacco User/Non-Tobacco User	45	324.65	332.77
	16322PA0050108	Rating Area 4	Tobacco User/Non-Tobacco User	46	337.25	345.68
	16322PA0050108	Rating Area 4	Tobacco User/Non-Tobacco User	47	351.41	360.19
	16322PA0050108	Rating Area 4	Tobacco User/Non-Tobacco User	48	367.60	376.79
	16322PA0050108	Rating Area 4	Tobacco User/Non-Tobacco User	49	383.56	393.15
	16322PA0050108	Rating Area 4	Tobacco User/Non-Tobacco User	50	401.55	411.59
	16322PA0050108	Rating Area 4	Tobacco User/Non-Tobacco User	51	419.31	429.79
	16322PA0050108	Rating Area 4	Tobacco User/Non-Tobacco User	52	438.87	449.84
	16322PA0050108	Rating Area 4	Tobacco User/Non-Tobacco User	53	458.65	470.12
	16322PA0050108	Rating Area 4	Tobacco User/Non-Tobacco User	54	480.01	492.01
	16322PA0050108	Rating Area 4	Tobacco User/Non-Tobacco User	55	501.37	513.91
	16322PA0050108	Rating Area 4	Tobacco User/Non-Tobacco User	56	524.53	537.64
	16322PA0050108	Rating Area 4	Tobacco User/Non-Tobacco User	57	547.91	561.61
	16322PA0050108	Rating Area 4	Tobacco User/Non-Tobacco User	58	572.87	587.19
	16322PA0050108	Rating Area 4	Tobacco User/Non-Tobacco User	59	585.23	599.86
	16322PA0050108	Rating Area 4	Tobacco User/Non-Tobacco User	60	610.19	625.44
	16322PA0050108	Rating Area 4	Tobacco User/Non-Tobacco User	61	631.77	647.57
	16322PA0050108	Rating Area 4	Tobacco User/Non-Tobacco User	62	645.94	662.09
	16322PA0050108	Rating Area 4	Tobacco User/Non-Tobacco User	63	663.70	680.29
	16322PA0050108	Rating Area 4	Tobacco User/Non-Tobacco User	64 and over	674.49	691.35
	16322PA0050111	Rating Area 1	Tobacco User/Non-Tobacco User	0-14	127.81	127.81
	16322PA0050111	Rating Area 1	Tobacco User/Non-Tobacco User	15	139.17	139.17
	16322PA0050111	Rating Area 1	Tobacco User/Non-Tobacco User	16	143.51	143.51
	16322PA0050111	Rating Area 1	Tobacco User/Non-Tobacco User	17	147.86	147.86
	16322PA0050111	Rating Area 1	Tobacco User/Non-Tobacco User	18	152.53	152.53
	16322PA0050111	Rating Area 1	Tobacco User/Non-Tobacco User	19	157.21	157.21
	16322PA0050111	Rating Area 1	Tobacco User/Non-Tobacco User	20	162.06	162.06
	16322PA0050111	Rating Area 1	Tobacco User/Non-Tobacco User	21	167.07	171.25
	16322PA0050111	Rating Area 1	Tobacco User/Non-Tobacco User	22	167.07	171.25
	16322PA0050111	Rating Area 1	Tobacco User/Non-Tobacco User	23	167.07	171.25
	16322PA0050111	Rating Area 1	Tobacco User/Non-Tobacco User	24	167.07	171.25

16322PA0050111	Rating Area 1	Tobacco User/Non-Tobacco User	25	167.74	171.93
	Rating Area 1	Tobacco User/Non-Tobacco User	26	171.08	175.36
	Rating Area 1	Tobacco User/Non-Tobacco User	27	175.09	179.47
	Rating Area 1	Tobacco User/Non-Tobacco User	28	181.61	186.15
	Rating Area 1	Tobacco User/Non-Tobacco User	29	186.95	191.63
	Rating Area 1	Tobacco User/Non-Tobacco User	30	189.62	194.37
	Rating Area 1	Tobacco User/Non-Tobacco User	31	193.63	198.47
	Rating Area 1	Tobacco User/Non-Tobacco User	32	197.64	202.58
	Rating Area 1	Tobacco User/Non-Tobacco User	33	200.15	205.15
	Rating Area 1	Tobacco User/Non-Tobacco User	34	202.82	207.89
	Rating Area 1	Tobacco User/Non-Tobacco User	35	204.16	209.26
	Rating Area 1	Tobacco User/Non-Tobacco User	36	205.50	210.63
	Rating Area 1	Tobacco User/Non-Tobacco User	37	206.83	212.00
	Rating Area 1	Tobacco User/Non-Tobacco User	38	208.17	213.37
	Rating Area 1	Tobacco User/Non-Tobacco User	39	210.84	216.11
	Rating Area 1	Tobacco User/Non-Tobacco User	40	213.52	218.85
	Rating Area 1	Tobacco User/Non-Tobacco User	41	217.53	222.96
	Rating Area 1	Tobacco User/Non-Tobacco User	42	221.37	226.90
	Rating Area 1	Tobacco User/Non-Tobacco User	43	226.71	232.38
	Rating Area 1	Tobacco User/Non-Tobacco User	44	233.40	239.23
	Rating Area 1	Tobacco User/Non-Tobacco User	45	241.25	247.28
	Rating Area 1	Tobacco User/Non-Tobacco User	46	250.61	256.87
	Rating Area 1	Tobacco User/Non-Tobacco User	47	261.13	267.66
	Rating Area 1	Tobacco User/Non-Tobacco User	48	273.16	279.99
	Rating Area 1	Tobacco User/Non-Tobacco User	49	285.02	292.15
	Rating Area 1	Tobacco User/Non-Tobacco User	50	298.39	305.85
	Rating Area 1	Tobacco User/Non-Tobacco User	51	311.59	319.38
	Rating Area 1	Tobacco User/Non-Tobacco User	52	326.12	334.27
	Rating Area 1	Tobacco User/Non-Tobacco User	53	340.82	349.34
	Rating Area 1	Tobacco User/Non-Tobacco User	54	356.69	365.61
	Rating Area 1	Tobacco User/Non-Tobacco User	55	372.57	381.88
	Rating Area 1	Tobacco User/Non-Tobacco User	56	389.77	399.52
	Rating Area 1	Tobacco User/Non-Tobacco User	57	407.15	417.33
	Rating Area 1	Tobacco User/Non-Tobacco User	58	425.69	436.34
	Rating Area 1	Tobacco User/Non-Tobacco User	59	434.88	445.76
	Rating Area 1	Tobacco User/Non-Tobacco User	60	453.43	464.76
	Rating Area 1	Tobacco User/Non-Tobacco User	61	469.47	481.20
	Rating Area 1	Tobacco User/Non-Tobacco User	62	479.99	491.99
	Rating Area 1	Tobacco User/Non-Tobacco User	63	493.19	505.52
	Rating Area 1	Tobacco User/Non-Tobacco User	64 and over	501.21	513.74
16322PA0050111	Rating Area 3	Tobacco User/Non-Tobacco User	0-14	169.34	169.34
	Rating Area 3	Tobacco User/Non-Tobacco User	15	184.39	184.39
	Rating Area 3	Tobacco User/Non-Tobacco User	16	190.15	190.15
	Rating Area 3	Tobacco User/Non-Tobacco User	17	195.90	195.90
	Rating Area 3	Tobacco User/Non-Tobacco User	18	202.10	202.10
	Rating Area 3	Tobacco User/Non-Tobacco User	19	208.30	208.30
	Rating Area 3	Tobacco User/Non-Tobacco User	20	214.72	214.72
	Rating Area 3	Tobacco User/Non-Tobacco User	21	221.36	226.89
	Rating Area 3	Tobacco User/Non-Tobacco User	22	221.36	226.89
	Rating Area 3	Tobacco User/Non-Tobacco User	23	221.36	226.89
	Rating Area 3	Tobacco User/Non-Tobacco User	24	221.36	226.89
	Rating Area 3	Tobacco User/Non-Tobacco User	25	222.25	227.80
	Rating Area 3	Tobacco User/Non-Tobacco User	26	226.67	232.34
	Rating Area 3	Tobacco User/Non-Tobacco User	27	231.99	237.78
	Rating Area 3	Tobacco User/Non-Tobacco User	28	240.62	246.63
	Rating Area 3	Tobacco User/Non-Tobacco User	29	247.70	253.89
	Rating Area 3	Tobacco User/Non-Tobacco User	30	251.24	257.52
	Rating Area 3	Tobacco User/Non-Tobacco User	31	256.56	262.97
	Rating Area 3	Tobacco User/Non-Tobacco User	32	261.87	268.42
	Rating Area 3	Tobacco User/Non-Tobacco User	33	265.19	271.82
	Rating Area 3	Tobacco User/Non-Tobacco User	34	268.73	275.45
	Rating Area 3	Tobacco User/Non-Tobacco User	35	270.50	277.26
	Rating Area 3	Tobacco User/Non-Tobacco User	36	272.27	279.08
	Rating Area 3	Tobacco User/Non-Tobacco User	37	274.04	280.89
	Rating Area 3	Tobacco User/Non-Tobacco User	38	275.81	282.71
	Rating Area 3	Tobacco User/Non-Tobacco User	39	279.36	286.34
	Rating Area 3	Tobacco User/Non-Tobacco User	40	282.90	289.97
	Rating Area 3	Tobacco User/Non-Tobacco User	41	288.21	295.42
	Rating Area 3	Tobacco User/Non-Tobacco User	42	293.30	300.63
	Rating Area 3	Tobacco User/Non-Tobacco User	43	300.39	307.90
	Rating Area 3	Tobacco User/Non-Tobacco User	44	309.24	316.97
	Rating Area 3	Tobacco User/Non-Tobacco User	45	319.64	327.63
	Rating Area 3	Tobacco User/Non-Tobacco User	46	332.04	340.34
	Rating Area 3	Tobacco User/Non-Tobacco User	47	345.99	354.64
	Rating Area 3	Tobacco User/Non-Tobacco User	48	361.92	370.97
	Rating Area 3	Tobacco User/Non-Tobacco User	49	377.64	387.08
	Rating Area 3	Tobacco User/Non-Tobacco User	50	395.35	405.23
	Rating Area 3	Tobacco User/Non-Tobacco User	51	412.84	423.16
	Rating Area 3	Tobacco User/Non-Tobacco User	52	432.09	442.90
	Rating Area 3	Tobacco User/Non-Tobacco User	53	451.57	462.86
	Rating Area 3	Tobacco User/Non-Tobacco User	54	472.60	484.42
	Rating Area 3	Tobacco User/Non-Tobacco User	55	493.63	505.97
	Rating Area 3	Tobacco User/Non-Tobacco User	56	516.43	529.34
	Rating Area 3	Tobacco User/Non-Tobacco User	57	539.45	552.94
	Rating Area 3	Tobacco User/Non-Tobacco User	58	564.03	578.13
	Rating Area 3	Tobacco User/Non-Tobacco User	59	576.20	590.61
	Rating Area 3	Tobacco User/Non-Tobacco User	60	600.77	615.79
	Rating Area 3	Tobacco User/Non-Tobacco User	61	622.02	637.57
	Rating Area 3	Tobacco User/Non-Tobacco User	62	635.97	651.87
	Rating Area 3	Tobacco User/Non-Tobacco User	63	653.45	669.79
	Rating Area 3	Tobacco User/Non-Tobacco User	64 and over	664.08	680.68
16322PA0050111	Rating Area 4	Tobacco User/Non-Tobacco User	0-14	127.81	127.81
	Rating Area 4	Tobacco User/Non-Tobacco User	15	139.17	139.17
	Rating Area 4	Tobacco User/Non-Tobacco User	16	143.51	143.51
	Rating Area 4	Tobacco User/Non-Tobacco User	17	147.86	147.86
	Rating Area 4	Tobacco User/Non-Tobacco User	18	152.53	152.53
	Rating Area 4	Tobacco User/Non-Tobacco User	19	157.21	157.21
	Rating Area 4	Tobacco User/Non-Tobacco User	20	162.06	162.06
	Rating Area 4	Tobacco User/Non-Tobacco User	21	167.07	171.25
	Rating Area 4	Tobacco User/Non-Tobacco User	22	167.07	171.25
	Rating Area 4	Tobacco User/Non-Tobacco User	23	167.07	171.25
	Rating Area 4	Tobacco User/Non-Tobacco User	24	167.07	171.25
	Rating Area 4	Tobacco User/Non-Tobacco User	25	167.74	171.93
	Rating Area 4	Tobacco User/Non-Tobacco User	26	171.08	175.36
	Rating Area 4	Tobacco User/Non-Tobacco User	27	175.09	179.47
	Rating Area 4	Tobacco User/Non-Tobacco User	28	181.61	186.15
	Rating Area 4	Tobacco User/Non-Tobacco User	29	186.95	191.63
	Rating Area 4	Tobacco User/Non-Tobacco User	30	189.62	194.37
	Rating Area 4	Tobacco User/Non-Tobacco User	31	193.63	198.47
	Rating Area 4	Tobacco User/Non-Tobacco User	32	197.64	202.58
	Rating Area 4	Tobacco User/Non-Tobacco User	33	200.15	205.15
	Rating Area 4	Tobacco User/Non-Tobacco User	34	202.82	207.89
	Rating Area 4	Tobacco User/Non-Tobacco User	35	204.16	209.26
	Rating Area 4	Tobacco User/Non-Tobacco User	36	205.50	210.63
	Rating Area 4	Tobacco User/Non-Tobacco User	37	206.83	212.00
	Rating Area 4	Tobacco User/Non-Tobacco User	38	208.17	213.37
	Rating Area 4	Tobacco User/Non-Tobacco User	39	210.84	216.11
	Rating Area 4	Tobacco User/Non-Tobacco User	40	213.52	218.85
	Rating Area 4	Tobacco User/Non-Tobacco User	41	217.53	222.96
	Rating Area 4	Tobacco User/Non-Tobacco User	42	221.37	226.90
	Rating Area 4	Tobacco User/Non-Tobacco User	43	226.71	232.38
	Rating Area 4	Tobacco User/Non-Tobacco User	44	233.40	239.23
	Rating Area 4	Tobacco User/Non-Tobacco User	45	241.25	247.28
	Rating Area 4	Tobacco User/Non-Tobacco User	46	250.61	256.87
	Rating Area 4	Tobacco User/Non-Tobacco User	47	261.13	267.66
	Rating Area 4	Tobacco User/Non-Tobacco User	48	273.16	279.99
	Rating Area 4	Tobacco User/Non-Tobacco User	49	285.02	292.15
	Rating Area 4	Tobacco User/Non-Tobacco User	50	298.39	305.85
	Rating Area 4	Tobacco User/Non-Tobacco User	51	311.59	319.38
	Rating Area 4	Tobacco User/Non-Tobacco User	52	326.12	334.27

	16322PA0050111	Rating Area 4	Tobacco User/Non-Tobacco User	53	340.82	349.34
	16322PA0050111	Rating Area 4	Tobacco User/Non-Tobacco User	54	356.69	365.61
	16322PA0050111	Rating Area 4	Tobacco User/Non-Tobacco User	55	372.57	381.88
	16322PA0050111	Rating Area 4	Tobacco User/Non-Tobacco User	56	389.77	399.52
	16322PA0050111	Rating Area 4	Tobacco User/Non-Tobacco User	57	407.15	417.33
	16322PA0050111	Rating Area 4	Tobacco User/Non-Tobacco User	58	425.69	436.34
	16322PA0050111	Rating Area 4	Tobacco User/Non-Tobacco User	59	434.88	445.76
	16322PA0050111	Rating Area 4	Tobacco User/Non-Tobacco User	60	453.43	464.76
	16322PA0050111	Rating Area 4	Tobacco User/Non-Tobacco User	61	469.47	481.20
	16322PA0050111	Rating Area 4	Tobacco User/Non-Tobacco User	62	479.99	491.99
	16322PA0050111	Rating Area 4	Tobacco User/Non-Tobacco User	63	493.19	505.52
	16322PA0050111	Rating Area 4	Tobacco User/Non-Tobacco User	64 and over	501.21	513.74
	16322PA0050111	Rating Area 5	Tobacco User/Non-Tobacco User	0-14	127.81	127.81
	16322PA0050111	Rating Area 5	Tobacco User/Non-Tobacco User	15	139.17	139.17
	16322PA0050111	Rating Area 5	Tobacco User/Non-Tobacco User	16	143.51	143.51
	16322PA0050111	Rating Area 5	Tobacco User/Non-Tobacco User	17	147.86	147.86
	16322PA0050111	Rating Area 5	Tobacco User/Non-Tobacco User	18	152.53	152.53
	16322PA0050111	Rating Area 5	Tobacco User/Non-Tobacco User	19	157.21	157.21
	16322PA0050111	Rating Area 5	Tobacco User/Non-Tobacco User	20	162.06	162.06
	16322PA0050111	Rating Area 5	Tobacco User/Non-Tobacco User	21	167.07	171.25
	16322PA0050111	Rating Area 5	Tobacco User/Non-Tobacco User	22	167.07	171.25
	16322PA0050111	Rating Area 5	Tobacco User/Non-Tobacco User	23	167.07	171.25
	16322PA0050111	Rating Area 5	Tobacco User/Non-Tobacco User	24	167.07	171.25
	16322PA0050111	Rating Area 5	Tobacco User/Non-Tobacco User	25	167.74	171.93
	16322PA0050111	Rating Area 5	Tobacco User/Non-Tobacco User	26	171.08	175.36
	16322PA0050111	Rating Area 5	Tobacco User/Non-Tobacco User	27	175.09	179.47
	16322PA0050111	Rating Area 5	Tobacco User/Non-Tobacco User	28	181.61	186.15
	16322PA0050111	Rating Area 5	Tobacco User/Non-Tobacco User	29	186.95	191.63
	16322PA0050111	Rating Area 5	Tobacco User/Non-Tobacco User	30	189.62	194.37
	16322PA0050111	Rating Area 5	Tobacco User/Non-Tobacco User	31	193.63	198.47
	16322PA0050111	Rating Area 5	Tobacco User/Non-Tobacco User	32	197.64	202.58
	16322PA0050111	Rating Area 5	Tobacco User/Non-Tobacco User	33	200.15	205.15
	16322PA0050111	Rating Area 5	Tobacco User/Non-Tobacco User	34	202.82	207.89
	16322PA0050111	Rating Area 5	Tobacco User/Non-Tobacco User	35	204.16	209.26
	16322PA0050111	Rating Area 5	Tobacco User/Non-Tobacco User	36	205.50	210.63
	16322PA0050111	Rating Area 5	Tobacco User/Non-Tobacco User	37	206.83	212.00
	16322PA0050111	Rating Area 5	Tobacco User/Non-Tobacco User	38	208.17	213.37
	16322PA0050111	Rating Area 5	Tobacco User/Non-Tobacco User	39	210.84	216.11
	16322PA0050111	Rating Area 5	Tobacco User/Non-Tobacco User	40	213.52	218.85
	16322PA0050111	Rating Area 5	Tobacco User/Non-Tobacco User	41	217.53	222.96
	16322PA0050111	Rating Area 5	Tobacco User/Non-Tobacco User	42	221.37	226.90
	16322PA0050111	Rating Area 5	Tobacco User/Non-Tobacco User	43	226.71	232.38
	16322PA0050111	Rating Area 5	Tobacco User/Non-Tobacco User	44	233.40	239.23
	16322PA0050111	Rating Area 5	Tobacco User/Non-Tobacco User	45	241.25	247.28
	16322PA0050111	Rating Area 5	Tobacco User/Non-Tobacco User	46	250.61	256.87
	16322PA0050111	Rating Area 5	Tobacco User/Non-Tobacco User	47	261.13	267.66
	16322PA0050111	Rating Area 5	Tobacco User/Non-Tobacco User	48	273.16	279.99
	16322PA0050111	Rating Area 5	Tobacco User/Non-Tobacco User	49	285.02	292.15
	16322PA0050111	Rating Area 5	Tobacco User/Non-Tobacco User	50	298.39	305.85
	16322PA0050111	Rating Area 5	Tobacco User/Non-Tobacco User	51	311.59	319.38
	16322PA0050111	Rating Area 5	Tobacco User/Non-Tobacco User	52	326.12	334.27
	16322PA0050111	Rating Area 5	Tobacco User/Non-Tobacco User	53	340.82	349.34
	16322PA0050111	Rating Area 5	Tobacco User/Non-Tobacco User	54	356.69	365.61
	16322PA0050111	Rating Area 5	Tobacco User/Non-Tobacco User	55	372.57	381.88
	16322PA0050111	Rating Area 5	Tobacco User/Non-Tobacco User	56	389.77	399.52
	16322PA0050111	Rating Area 5	Tobacco User/Non-Tobacco User	57	407.15	417.33
	16322PA0050111	Rating Area 5	Tobacco User/Non-Tobacco User	58	425.69	436.34
	16322PA0050111	Rating Area 5	Tobacco User/Non-Tobacco User	59	434.88	445.76
	16322PA0050111	Rating Area 5	Tobacco User/Non-Tobacco User	60	453.43	464.76
	16322PA0050111	Rating Area 5	Tobacco User/Non-Tobacco User	61	469.47	481.20
16322PA0050111	Rating Area 5	Tobacco User/Non-Tobacco User	62	479.99	491.99	
16322PA0050111	Rating Area 5	Tobacco User/Non-Tobacco User	63	493.19	505.52	
16322PA0050111	Rating Area 5	Tobacco User/Non-Tobacco User	64 and over	501.21	513.74	
	16322PA0050112	Rating Area 4	Tobacco User/Non-Tobacco User	0-14	135.10	135.10
	16322PA0050112	Rating Area 4	Tobacco User/Non-Tobacco User	15	147.11	147.11
	16322PA0050112	Rating Area 4	Tobacco User/Non-Tobacco User	16	151.70	151.70
	16322PA0050112	Rating Area 4	Tobacco User/Non-Tobacco User	17	156.29	156.29
	16322PA0050112	Rating Area 4	Tobacco User/Non-Tobacco User	18	161.24	161.24
	16322PA0050112	Rating Area 4	Tobacco User/Non-Tobacco User	19	166.18	166.18
	16322PA0050112	Rating Area 4	Tobacco User/Non-Tobacco User	20	171.30	171.30
	16322PA0050112	Rating Area 4	Tobacco User/Non-Tobacco User	21	176.60	181.02
	16322PA0050112	Rating Area 4	Tobacco User/Non-Tobacco User	22	176.60	181.02
	16322PA0050112	Rating Area 4	Tobacco User/Non-Tobacco User	23	176.60	181.02
	16322PA0050112	Rating Area 4	Tobacco User/Non-Tobacco User	24	176.60	181.02
	16322PA0050112	Rating Area 4	Tobacco User/Non-Tobacco User	25	177.31	181.74
	16322PA0050112	Rating Area 4	Tobacco User/Non-Tobacco User	26	180.84	185.36
	16322PA0050112	Rating Area 4	Tobacco User/Non-Tobacco User	27	185.08	189.70
	16322PA0050112	Rating Area 4	Tobacco User/Non-Tobacco User	28	191.96	196.76
	16322PA0050112	Rating Area 4	Tobacco User/Non-Tobacco User	29	197.62	202.56
	16322PA0050112	Rating Area 4	Tobacco User/Non-Tobacco User	30	200.44	205.45
	16322PA0050112	Rating Area 4	Tobacco User/Non-Tobacco User	31	204.68	209.80
	16322PA0050112	Rating Area 4	Tobacco User/Non-Tobacco User	32	208.92	214.14
	16322PA0050112	Rating Area 4	Tobacco User/Non-Tobacco User	33	211.57	216.86
	16322PA0050112	Rating Area 4	Tobacco User/Non-Tobacco User	34	214.39	219.75
	16322PA0050112	Rating Area 4	Tobacco User/Non-Tobacco User	35	215.81	221.20
	16322PA0050112	Rating Area 4	Tobacco User/Non-Tobacco User	36	217.22	222.65
	16322PA0050112	Rating Area 4	Tobacco User/Non-Tobacco User	37	218.63	224.10
	16322PA0050112	Rating Area 4	Tobacco User/Non-Tobacco User	38	220.04	225.54
	16322PA0050112	Rating Area 4	Tobacco User/Non-Tobacco User	39	222.87	228.44
	16322PA0050112	Rating Area 4	Tobacco User/Non-Tobacco User	40	225.69	231.34
	16322PA0050112	Rating Area 4	Tobacco User/Non-Tobacco User	41	229.93	235.68
	16322PA0050112	Rating Area 4	Tobacco User/Non-Tobacco User	42	234.00	239.84
	16322PA0050112	Rating Area 4	Tobacco User/Non-Tobacco User	43	239.65	245.64
	16322PA0050112	Rating Area 4	Tobacco User/Non-Tobacco User	44	246.71	252.88
	16322PA0050112	Rating Area 4	Tobacco User/Non-Tobacco User	45	255.01	261.39
	16322PA0050112	Rating Area 4	Tobacco User/Non-Tobacco User	46	264.90	271.52
	16322PA0050112	Rating Area 4	Tobacco User/Non-Tobacco User	47	276.03	282.93
	16322PA0050112	Rating Area 4	Tobacco User/Non-Tobacco User	48	288.74	295.96
	16322PA0050112	Rating Area 4	Tobacco User/Non-Tobacco User	49	301.28	308.81
	16322PA0050112	Rating Area 4	Tobacco User/Non-Tobacco User	50	315.41	323.29
	16322PA0050112	Rating Area 4	Tobacco User/Non-Tobacco User	51	329.36	337.59
	16322PA0050112	Rating Area 4	Tobacco User/Non-Tobacco User	52	344.72	353.34
	16322PA0050112	Rating Area 4	Tobacco User/Non-Tobacco User	53	360.26	369.27
	16322PA0050112	Rating Area 4	Tobacco User/Non-Tobacco User	54	377.04	386.47
	16322PA0050112	Rating Area 4	Tobacco User/Non-Tobacco User	55	393.82	403.66
	16322PA0050112	Rating Area 4	Tobacco User/Non-Tobacco User	56	412.01	422.31
	16322PA0050112	Rating Area 4	Tobacco User/Non-Tobacco User	57	430.37	441.13
	16322PA0050112	Rating Area 4	Tobacco User/Non-Tobacco User	58	449.98	461.23
	16322PA0050112	Rating Area 4	Tobacco User/Non-Tobacco User	59	459.69	471.18
	16322PA0050112	Rating Area 4	Tobacco User/Non-Tobacco User	60	479.29	491.27
	16322PA0050112	Rating Area 4	Tobacco User/Non-Tobacco User	61	496.25	508.65
16322PA0050112	Rating Area 4	Tobacco User/Non-Tobacco User	62	507.37	520.06	
16322PA0050112	Rating Area 4	Tobacco User/Non-Tobacco User	63	521.32	534.36	
16322PA0050112	Rating Area 4	Tobacco User/Non-Tobacco User	64 and over	529.80	543.05	
	16322PA0050120	Rating Area 4	Tobacco User/Non-Tobacco User	0-14	179.08	179.08
	16322PA0050120	Rating Area 4	Tobacco User/Non-Tobacco User	15	195.00	195.00
	16322PA0050120	Rating Area 4	Tobacco User/Non-Tobacco User	16	201.08	201.08
	16322PA0050120	Rating Area 4	Tobacco User/Non-Tobacco User	17	207.17	207.17
	16322PA0050120	Rating Area 4	Tobacco User/Non-Tobacco User	18	213.72	213.72
	16322PA0050120	Rating Area 4	Tobacco User/Non-Tobacco User	19	220.28	220.28
	16322PA0050120	Rating Area 4	Tobacco User/Non-Tobacco User	20	227.07	227.07
	16322PA0050120	Rating Area 4	Tobacco User/Non-Tobacco User	21	234.09	239.94
	16322PA0050120	Rating Area 4	Tobacco User/Non-Tobacco User	22	234.09	239.94
	16322PA0050120	Rating Area 4	Tobacco User/Non-Tobacco User	23	234.09	239.94
	16322PA0050120	Rating Area 4	Tobacco User/Non-Tobacco User	24	234.09	239.94
	16322PA0050120	Rating Area 4	Tobacco User/Non-Tobacco User	25	235.03	240.90
	16322PA0050120	Rating Area 4	Tobacco User/Non-Tobacco User	26	239.71	245.70
	16322PA0050120	Rating Area 4	Tobacco User/Non-Tobacco User	27	245.33	251.46
	16322PA0050120	Rating Area 4	Tobacco User/Non-Tobacco User	28	254.46	260.82
	16322PA0050120	Rating Area 4	Tobacco User/Non-Tobacco User	29	261.95	268.50

	16322PA0050120	Rating Area 4	Tobacco User/Non-Tobacco User	30	265.69	272.33
	16322PA0050120	Rating Area 4	Tobacco User/Non-Tobacco User	31	271.31	278.09
	16322PA0050120	Rating Area 4	Tobacco User/Non-Tobacco User	32	276.93	283.85
	16322PA0050120	Rating Area 4	Tobacco User/Non-Tobacco User	33	280.44	287.45
	16322PA0050120	Rating Area 4	Tobacco User/Non-Tobacco User	34	284.19	291.29
	16322PA0050120	Rating Area 4	Tobacco User/Non-Tobacco User	35	286.06	293.21
	16322PA0050120	Rating Area 4	Tobacco User/Non-Tobacco User	36	287.93	295.13
	16322PA0050120	Rating Area 4	Tobacco User/Non-Tobacco User	37	289.80	297.05
	16322PA0050120	Rating Area 4	Tobacco User/Non-Tobacco User	38	291.68	298.97
	16322PA0050120	Rating Area 4	Tobacco User/Non-Tobacco User	39	295.42	302.81
	16322PA0050120	Rating Area 4	Tobacco User/Non-Tobacco User	40	299.17	306.65
	16322PA0050120	Rating Area 4	Tobacco User/Non-Tobacco User	41	304.79	312.40
	16322PA0050120	Rating Area 4	Tobacco User/Non-Tobacco User	42	310.17	317.92
	16322PA0050120	Rating Area 4	Tobacco User/Non-Tobacco User	43	317.66	325.60
	16322PA0050120	Rating Area 4	Tobacco User/Non-Tobacco User	44	327.02	335.20
	16322PA0050120	Rating Area 4	Tobacco User/Non-Tobacco User	45	338.03	346.48
	16322PA0050120	Rating Area 4	Tobacco User/Non-Tobacco User	46	351.14	359.91
	16322PA0050120	Rating Area 4	Tobacco User/Non-Tobacco User	47	365.88	375.03
	16322PA0050120	Rating Area 4	Tobacco User/Non-Tobacco User	48	382.74	392.31
	16322PA0050120	Rating Area 4	Tobacco User/Non-Tobacco User	49	399.36	409.34
	16322PA0050120	Rating Area 4	Tobacco User/Non-Tobacco User	50	418.08	428.54
	16322PA0050120	Rating Area 4	Tobacco User/Non-Tobacco User	51	436.58	447.49
	16322PA0050120	Rating Area 4	Tobacco User/Non-Tobacco User	52	456.94	468.37
	16322PA0050120	Rating Area 4	Tobacco User/Non-Tobacco User	53	477.54	489.48
	16322PA0050120	Rating Area 4	Tobacco User/Non-Tobacco User	54	499.78	512.28
	16322PA0050120	Rating Area 4	Tobacco User/Non-Tobacco User	55	522.02	535.07
	16322PA0050120	Rating Area 4	Tobacco User/Non-Tobacco User	56	546.13	559.79
	16322PA0050120	Rating Area 4	Tobacco User/Non-Tobacco User	57	570.48	584.74
	16322PA0050120	Rating Area 4	Tobacco User/Non-Tobacco User	58	596.46	611.37
	16322PA0050120	Rating Area 4	Tobacco User/Non-Tobacco User	59	609.34	624.57
	16322PA0050120	Rating Area 4	Tobacco User/Non-Tobacco User	60	635.32	651.20
	16322PA0050120	Rating Area 4	Tobacco User/Non-Tobacco User	61	657.79	674.24
	16322PA0050120	Rating Area 4	Tobacco User/Non-Tobacco User	62	672.54	689.35
	16322PA0050120	Rating Area 4	Tobacco User/Non-Tobacco User	63	691.03	708.31
	16322PA0050120	Rating Area 4	Tobacco User/Non-Tobacco User	64 and over	702.27	719.83
	16322PA0050121	Rating Area 1	Tobacco User/Non-Tobacco User	0-14	169.42	169.42
	16322PA0050121	Rating Area 1	Tobacco User/Non-Tobacco User	15	184.48	184.48
	16322PA0050121	Rating Area 1	Tobacco User/Non-Tobacco User	16	190.23	190.23
	16322PA0050121	Rating Area 1	Tobacco User/Non-Tobacco User	17	195.99	195.99
	16322PA0050121	Rating Area 1	Tobacco User/Non-Tobacco User	18	202.19	202.19
	16322PA0050121	Rating Area 1	Tobacco User/Non-Tobacco User	19	208.39	208.39
	16322PA0050121	Rating Area 1	Tobacco User/Non-Tobacco User	20	214.82	214.82
	16322PA0050121	Rating Area 1	Tobacco User/Non-Tobacco User	21	221.46	227.00
	16322PA0050121	Rating Area 1	Tobacco User/Non-Tobacco User	22	221.46	227.00
	16322PA0050121	Rating Area 1	Tobacco User/Non-Tobacco User	23	221.46	227.00
	16322PA0050121	Rating Area 1	Tobacco User/Non-Tobacco User	24	221.46	227.00
	16322PA0050121	Rating Area 1	Tobacco User/Non-Tobacco User	25	222.35	227.90
	16322PA0050121	Rating Area 1	Tobacco User/Non-Tobacco User	26	226.78	232.44
	16322PA0050121	Rating Area 1	Tobacco User/Non-Tobacco User	27	232.09	237.89
	16322PA0050121	Rating Area 1	Tobacco User/Non-Tobacco User	28	240.73	246.75
	16322PA0050121	Rating Area 1	Tobacco User/Non-Tobacco User	29	247.81	254.01
	16322PA0050121	Rating Area 1	Tobacco User/Non-Tobacco User	30	251.36	257.64
	16322PA0050121	Rating Area 1	Tobacco User/Non-Tobacco User	31	256.67	263.09
	16322PA0050121	Rating Area 1	Tobacco User/Non-Tobacco User	32	261.99	268.54
	16322PA0050121	Rating Area 1	Tobacco User/Non-Tobacco User	33	265.31	271.94
	16322PA0050121	Rating Area 1	Tobacco User/Non-Tobacco User	34	268.85	275.57
	16322PA0050121	Rating Area 1	Tobacco User/Non-Tobacco User	35	270.62	277.39
	16322PA0050121	Rating Area 1	Tobacco User/Non-Tobacco User	36	272.40	279.21
	16322PA0050121	Rating Area 1	Tobacco User/Non-Tobacco User	37	274.17	281.02
	16322PA0050121	Rating Area 1	Tobacco User/Non-Tobacco User	38	275.94	282.84
	16322PA0050121	Rating Area 1	Tobacco User/Non-Tobacco User	39	279.48	286.47
	16322PA0050121	Rating Area 1	Tobacco User/Non-Tobacco User	40	283.03	290.10
	16322PA0050121	Rating Area 1	Tobacco User/Non-Tobacco User	41	288.34	295.55
	16322PA0050121	Rating Area 1	Tobacco User/Non-Tobacco User	42	293.43	300.77
	16322PA0050121	Rating Area 1	Tobacco User/Non-Tobacco User	43	300.52	308.03
	16322PA0050121	Rating Area 1	Tobacco User/Non-Tobacco User	44	309.38	317.11
	16322PA0050121	Rating Area 1	Tobacco User/Non-Tobacco User	45	319.79	327.78
	16322PA0050121	Rating Area 1	Tobacco User/Non-Tobacco User	46	332.19	340.49
	16322PA0050121	Rating Area 1	Tobacco User/Non-Tobacco User	47	346.14	354.80
	16322PA0050121	Rating Area 1	Tobacco User/Non-Tobacco User	48	362.09	371.14
	16322PA0050121	Rating Area 1	Tobacco User/Non-Tobacco User	49	377.81	387.26
	16322PA0050121	Rating Area 1	Tobacco User/Non-Tobacco User	50	395.53	405.42
	16322PA0050121	Rating Area 1	Tobacco User/Non-Tobacco User	51	413.02	423.35
	16322PA0050121	Rating Area 1	Tobacco User/Non-Tobacco User	52	432.29	443.10
	16322PA0050121	Rating Area 1	Tobacco User/Non-Tobacco User	53	451.78	463.07
	16322PA0050121	Rating Area 1	Tobacco User/Non-Tobacco User	54	472.82	484.64
	16322PA0050121	Rating Area 1	Tobacco User/Non-Tobacco User	55	493.86	506.20
	16322PA0050121	Rating Area 1	Tobacco User/Non-Tobacco User	56	516.67	529.58
	16322PA0050121	Rating Area 1	Tobacco User/Non-Tobacco User	57	539.70	553.19
	16322PA0050121	Rating Area 1	Tobacco User/Non-Tobacco User	58	564.28	578.39
	16322PA0050121	Rating Area 1	Tobacco User/Non-Tobacco User	59	576.46	590.87
	16322PA0050121	Rating Area 1	Tobacco User/Non-Tobacco User	60	601.04	616.07
	16322PA0050121	Rating Area 1	Tobacco User/Non-Tobacco User	61	622.30	637.86
	16322PA0050121	Rating Area 1	Tobacco User/Non-Tobacco User	62	636.25	652.16
	16322PA0050121	Rating Area 1	Tobacco User/Non-Tobacco User	63	653.75	670.09
	16322PA0050121	Rating Area 1	Tobacco User/Non-Tobacco User	64 and over	664.38	680.99
	16322PA0050121	Rating Area 3	Tobacco User/Non-Tobacco User	0-14	224.47	224.47
	16322PA0050121	Rating Area 3	Tobacco User/Non-Tobacco User	15	244.42	244.42
	16322PA0050121	Rating Area 3	Tobacco User/Non-Tobacco User	16	252.05	252.05
	16322PA0050121	Rating Area 3	Tobacco User/Non-Tobacco User	17	259.68	259.68
	16322PA0050121	Rating Area 3	Tobacco User/Non-Tobacco User	18	267.89	267.89
	16322PA0050121	Rating Area 3	Tobacco User/Non-Tobacco User	19	276.11	276.11
	16322PA0050121	Rating Area 3	Tobacco User/Non-Tobacco User	20	284.62	284.62
	16322PA0050121	Rating Area 3	Tobacco User/Non-Tobacco User	21	293.42	300.76
	16322PA0050121	Rating Area 3	Tobacco User/Non-Tobacco User	22	293.42	300.76
	16322PA0050121	Rating Area 3	Tobacco User/Non-Tobacco User	23	293.42	300.76
	16322PA0050121	Rating Area 3	Tobacco User/Non-Tobacco User	24	293.42	300.76
	16322PA0050121	Rating Area 3	Tobacco User/Non-Tobacco User	25	294.59	301.96
	16322PA0050121	Rating Area 3	Tobacco User/Non-Tobacco User	26	300.46	307.97
	16322PA0050121	Rating Area 3	Tobacco User/Non-Tobacco User	27	307.50	315.19
	16322PA0050121	Rating Area 3	Tobacco User/Non-Tobacco User	28	318.95	326.92
	16322PA0050121	Rating Area 3	Tobacco User/Non-Tobacco User	29	328.34	336.55
	16322PA0050121	Rating Area 3	Tobacco User/Non-Tobacco User	30	333.03	341.36
	16322PA0050121	Rating Area 3	Tobacco User/Non-Tobacco User	31	340.07	348.58
	16322PA0050121	Rating Area 3	Tobacco User/Non-Tobacco User	32	347.12	355.79
	16322PA0050121	Rating Area 3	Tobacco User/Non-Tobacco User	33	351.52	360.31
	16322PA0050121	Rating Area 3	Tobacco User/Non-Tobacco User	34	356.21	365.12
	16322PA0050121	Rating Area 3	Tobacco User/Non-Tobacco User	35	358.56	367.52
	16322PA0050121	Rating Area 3	Tobacco User/Non-Tobacco User	36	360.91	369.93
	16322PA0050121	Rating Area 3	Tobacco User/Non-Tobacco User	37	363.25	372.34
	16322PA0050121	Rating Area 3	Tobacco User/Non-Tobacco User	38	365.60	374.74
	16322PA0050121	Rating Area 3	Tobacco User/Non-Tobacco User	39	370.30	379.55
	16322PA0050121	Rating Area 3	Tobacco User/Non-Tobacco User	40	374.99	384.37
	16322PA0050121	Rating Area 3	Tobacco User/Non-Tobacco User	41	382.03	391.58
	16322PA0050121	Rating Area 3	Tobacco User/Non-Tobacco User	42	388.78	398.50
	16322PA0050121	Rating Area 3	Tobacco User/Non-Tobacco User	43	398.17	408.13
	16322PA0050121	Rating Area 3	Tobacco User/Non-Tobacco User	44	409.91	420.16
	16322PA0050121	Rating Area 3	Tobacco User/Non-Tobacco User	45	423.70	434.29
	16322PA0050121	Rating Area 3	Tobacco User/Non-Tobacco User	46	440.13	451.13
	16322PA0050121	Rating Area 3	Tobacco User/Non-Tobacco User	47	458.62	470.08
	16322PA0050121	Rating Area 3	Tobacco User/Non-Tobacco User	48	479.74	491.74
	16322PA0050121	Rating Area 3	Tobacco User/Non-Tobacco User	49	500.57	513.09
	16322PA0050121	Rating Area 3	Tobacco User/Non-Tobacco User	50	524.05	537.15
	16322PA0050121	Rating Area 3	Tobacco User/Non-Tobacco User	51	547.23	560.91
	16322PA0050121	Rating Area 3	Tobacco User/Non-Tobacco User	52	572.76	587.07
	16322PA0050121	Rating Area 3	Tobacco User/Non-Tobacco User	53	598.58	613.54
	16322PA0050121	Rating Area 3	Tobacco User/Non-Tobacco User	54	626.45	642.11
	16322PA0050121	Rating Area 3	Tobacco User/Non-Tobacco User	55	654.33	670.68
	16322PA0050121	Rating Area 3	Tobacco User/Non-Tobacco User	56	684.55	701.66
	16322PA0050121	Rating Area 3	Tobacco User/Non-Tobacco User	57	715.06	732.94



16322PA0050121	Rating Area 3	Tobacco User/Non-Tobacco User	58	747.63	766.33
16322PA0050121	Rating Area 3	Tobacco User/Non-Tobacco User	59	763.77	782.87
16322PA0050121	Rating Area 3	Tobacco User/Non-Tobacco User	60	796.34	816.25
16322PA0050121	Rating Area 3	Tobacco User/Non-Tobacco User	61	824.51	845.12
16322PA0050121	Rating Area 3	Tobacco User/Non-Tobacco User	62	843.00	864.07
16322PA0050121	Rating Area 3	Tobacco User/Non-Tobacco User	63	866.18	887.83
16322PA0050121	Rating Area 3	Tobacco User/Non-Tobacco User	64 and over	880.26	902.27
16322PA0050121	Rating Area 4	Tobacco User/Non-Tobacco User	0-14	169.42	169.42
16322PA0050121	Rating Area 4	Tobacco User/Non-Tobacco User	15	184.48	184.48
16322PA0050121	Rating Area 4	Tobacco User/Non-Tobacco User	16	190.23	190.23
16322PA0050121	Rating Area 4	Tobacco User/Non-Tobacco User	17	195.99	195.99
16322PA0050121	Rating Area 4	Tobacco User/Non-Tobacco User	18	202.19	202.19
16322PA0050121	Rating Area 4	Tobacco User/Non-Tobacco User	19	208.39	208.39
16322PA0050121	Rating Area 4	Tobacco User/Non-Tobacco User	20	214.82	214.82
16322PA0050121	Rating Area 4	Tobacco User/Non-Tobacco User	21	221.46	227.00
16322PA0050121	Rating Area 4	Tobacco User/Non-Tobacco User	22	221.46	227.00
16322PA0050121	Rating Area 4	Tobacco User/Non-Tobacco User	23	221.46	227.00
16322PA0050121	Rating Area 4	Tobacco User/Non-Tobacco User	24	221.46	227.00
16322PA0050121	Rating Area 4	Tobacco User/Non-Tobacco User	25	222.35	227.90
16322PA0050121	Rating Area 4	Tobacco User/Non-Tobacco User	26	226.78	232.44
16322PA0050121	Rating Area 4	Tobacco User/Non-Tobacco User	27	232.09	237.89
16322PA0050121	Rating Area 4	Tobacco User/Non-Tobacco User	28	240.73	246.75
16322PA0050121	Rating Area 4	Tobacco User/Non-Tobacco User	29	247.81	254.01
16322PA0050121	Rating Area 4	Tobacco User/Non-Tobacco User	30	251.36	257.64
16322PA0050121	Rating Area 4	Tobacco User/Non-Tobacco User	31	256.67	263.09
16322PA0050121	Rating Area 4	Tobacco User/Non-Tobacco User	32	261.99	268.54
16322PA0050121	Rating Area 4	Tobacco User/Non-Tobacco User	33	265.31	271.94
16322PA0050121	Rating Area 4	Tobacco User/Non-Tobacco User	34	268.85	275.57
16322PA0050121	Rating Area 4	Tobacco User/Non-Tobacco User	35	270.62	277.39
16322PA0050121	Rating Area 4	Tobacco User/Non-Tobacco User	36	272.40	279.21
16322PA0050121	Rating Area 4	Tobacco User/Non-Tobacco User	37	274.17	281.02
16322PA0050121	Rating Area 4	Tobacco User/Non-Tobacco User	38	275.94	282.84
16322PA0050121	Rating Area 4	Tobacco User/Non-Tobacco User	39	279.48	286.47
16322PA0050121	Rating Area 4	Tobacco User/Non-Tobacco User	40	283.03	290.10
16322PA0050121	Rating Area 4	Tobacco User/Non-Tobacco User	41	288.34	295.55
16322PA0050121	Rating Area 4	Tobacco User/Non-Tobacco User	42	293.43	300.77
16322PA0050121	Rating Area 4	Tobacco User/Non-Tobacco User	43	300.52	308.03
16322PA0050121	Rating Area 4	Tobacco User/Non-Tobacco User	44	309.38	317.11
16322PA0050121	Rating Area 4	Tobacco User/Non-Tobacco User	45	319.79	327.78
16322PA0050121	Rating Area 4	Tobacco User/Non-Tobacco User	46	332.19	340.49
16322PA0050121	Rating Area 4	Tobacco User/Non-Tobacco User	47	346.14	354.80
16322PA0050121	Rating Area 4	Tobacco User/Non-Tobacco User	48	362.09	371.14
16322PA0050121	Rating Area 4	Tobacco User/Non-Tobacco User	49	377.81	387.26
16322PA0050121	Rating Area 4	Tobacco User/Non-Tobacco User	50	395.53	405.42
16322PA0050121	Rating Area 4	Tobacco User/Non-Tobacco User	51	413.02	423.35
16322PA0050121	Rating Area 4	Tobacco User/Non-Tobacco User	52	432.29	443.10
16322PA0050121	Rating Area 4	Tobacco User/Non-Tobacco User	53	451.78	463.07
16322PA0050121	Rating Area 4	Tobacco User/Non-Tobacco User	54	472.82	484.64
16322PA0050121	Rating Area 4	Tobacco User/Non-Tobacco User	55	493.86	506.20
16322PA0050121	Rating Area 4	Tobacco User/Non-Tobacco User	56	516.67	529.58
16322PA0050121	Rating Area 4	Tobacco User/Non-Tobacco User	57	539.70	553.19
16322PA0050121	Rating Area 4	Tobacco User/Non-Tobacco User	58	564.28	578.39
16322PA0050121	Rating Area 4	Tobacco User/Non-Tobacco User	59	576.46	590.87
16322PA0050121	Rating Area 4	Tobacco User/Non-Tobacco User	60	601.04	616.07
16322PA0050121	Rating Area 4	Tobacco User/Non-Tobacco User	61	622.30	637.86
16322PA0050121	Rating Area 4	Tobacco User/Non-Tobacco User	62	636.25	652.16
16322PA0050121	Rating Area 4	Tobacco User/Non-Tobacco User	63	653.75	670.09
16322PA0050121	Rating Area 4	Tobacco User/Non-Tobacco User	64 and over	664.38	680.99
16322PA0050121	Rating Area 5	Tobacco User/Non-Tobacco User	0-14	169.42	169.42
16322PA0050121	Rating Area 5	Tobacco User/Non-Tobacco User	15	184.48	184.48
16322PA0050121	Rating Area 5	Tobacco User/Non-Tobacco User	16	190.23	190.23
16322PA0050121	Rating Area 5	Tobacco User/Non-Tobacco User	17	195.99	195.99
16322PA0050121	Rating Area 5	Tobacco User/Non-Tobacco User	18	202.19	202.19
16322PA0050121	Rating Area 5	Tobacco User/Non-Tobacco User	19	208.39	208.39
16322PA0050121	Rating Area 5	Tobacco User/Non-Tobacco User	20	214.82	214.82
16322PA0050121	Rating Area 5	Tobacco User/Non-Tobacco User	21	221.46	227.00
16322PA0050121	Rating Area 5	Tobacco User/Non-Tobacco User	22	221.46	227.00
16322PA0050121	Rating Area 5	Tobacco User/Non-Tobacco User	23	221.46	227.00
16322PA0050121	Rating Area 5	Tobacco User/Non-Tobacco User	24	221.46	227.00
16322PA0050121	Rating Area 5	Tobacco User/Non-Tobacco User	25	222.35	227.90
16322PA0050121	Rating Area 5	Tobacco User/Non-Tobacco User	26	226.78	232.44
16322PA0050121	Rating Area 5	Tobacco User/Non-Tobacco User	27	232.09	237.89
16322PA0050121	Rating Area 5	Tobacco User/Non-Tobacco User	28	240.73	246.75
16322PA0050121	Rating Area 5	Tobacco User/Non-Tobacco User	29	247.81	254.01
16322PA0050121	Rating Area 5	Tobacco User/Non-Tobacco User	30	251.36	257.64
16322PA0050121	Rating Area 5	Tobacco User/Non-Tobacco User	31	256.67	263.09
16322PA0050121	Rating Area 5	Tobacco User/Non-Tobacco User	32	261.99	268.54
16322PA0050121	Rating Area 5	Tobacco User/Non-Tobacco User	33	265.31	271.94
16322PA0050121	Rating Area 5	Tobacco User/Non-Tobacco User	34	268.85	275.57
16322PA0050121	Rating Area 5	Tobacco User/Non-Tobacco User	35	270.62	277.39
16322PA0050121	Rating Area 5	Tobacco User/Non-Tobacco User	36	272.40	279.21
16322PA0050121	Rating Area 5	Tobacco User/Non-Tobacco User	37	274.17	281.02
16322PA0050121	Rating Area 5	Tobacco User/Non-Tobacco User	38	275.94	282.84
16322PA0050121	Rating Area 5	Tobacco User/Non-Tobacco User	39	279.48	286.47
16322PA0050121	Rating Area 5	Tobacco User/Non-Tobacco User	40	283.03	290.10
16322PA0050121	Rating Area 5	Tobacco User/Non-Tobacco User	41	288.34	295.55
16322PA0050121	Rating Area 5	Tobacco User/Non-Tobacco User	42	293.43	300.77
16322PA0050121	Rating Area 5	Tobacco User/Non-Tobacco User	43	300.52	308.03
16322PA0050121	Rating Area 5	Tobacco User/Non-Tobacco User	44	309.38	317.11
16322PA0050121	Rating Area 5	Tobacco User/Non-Tobacco User	45	319.79	327.78
16322PA0050121	Rating Area 5	Tobacco User/Non-Tobacco User	46	332.19	340.49
16322PA0050121	Rating Area 5	Tobacco User/Non-Tobacco User	47	346.14	354.80
16322PA0050121	Rating Area 5	Tobacco User/Non-Tobacco User	48	362.09	371.14
16322PA0050121	Rating Area 5	Tobacco User/Non-Tobacco User	49	377.81	387.26
16322PA0050121	Rating Area 5	Tobacco User/Non-Tobacco User	50	395.53	405.42
16322PA0050121	Rating Area 5	Tobacco User/Non-Tobacco User	51	413.02	423.35
16322PA0050121	Rating Area 5	Tobacco User/Non-Tobacco User	52	432.29	443.10
16322PA0050121	Rating Area 5	Tobacco User/Non-Tobacco User	53	451.78	463.07
16322PA0050121	Rating Area 5	Tobacco User/Non-Tobacco User	54	472.82	484.64
16322PA0050121	Rating Area 5	Tobacco User/Non-Tobacco User	55	493.86	506.20
16322PA0050121	Rating Area 5	Tobacco User/Non-Tobacco User	56	516.67	529.58
16322PA0050121	Rating Area 5	Tobacco User/Non-Tobacco User	57	539.70	553.19
16322PA0050121	Rating Area 5	Tobacco User/Non-Tobacco User	58	564.28	578.39
16322PA0050121	Rating Area 5	Tobacco User/Non-Tobacco User	59	576.46	590.87
16322PA0050121	Rating Area 5	Tobacco User/Non-Tobacco User	60	601.04	616.07
16322PA0050121	Rating Area 5	Tobacco User/Non-Tobacco User	61	622.30	637.86
16322PA0050121	Rating Area 5	Tobacco User/Non-Tobacco User	62	636.25	652.16
16322PA0050121	Rating Area 5	Tobacco User/Non-Tobacco User	63	653.75	670.09
16322PA0050121	Rating Area 5	Tobacco User/Non-Tobacco User	64 and over	664.38	680.99
16322PA0050124	Rating Area 1	Tobacco User/Non-Tobacco User	0-14	169.78	169.78
16322PA0050124	Rating Area 1	Tobacco User/Non-Tobacco User	15	184.87	184.87
16322PA0050124	Rating Area 1	Tobacco User/Non-Tobacco User	16	190.64	190.64
16322PA0050124	Rating Area 1	Tobacco User/Non-Tobacco User	17	196.41	196.41
16322PA0050124	Rating Area 1	Tobacco User/Non-Tobacco User	18	202.62	202.62
16322PA0050124	Rating Area 1	Tobacco User/Non-Tobacco User	19	208.84	208.84
16322PA0050124	Rating Area 1	Tobacco User/Non-Tobacco User	20	215.27	215.27
16322PA0050124	Rating Area 1	Tobacco User/Non-Tobacco User	21	221.93	227.48
16322PA0050124	Rating Area 1	Tobacco User/Non-Tobacco User	22	221.93	227.48
16322PA0050124	Rating Area 1	Tobacco User/Non-Tobacco User	23	221.93	227.48
16322PA0050124	Rating Area 1	Tobacco User/Non-Tobacco User	24	221.93	227.48
16322PA0050124	Rating Area 1	Tobacco User/Non-Tobacco User	25	222.82	228.39
16322PA0050124	Rating Area 1	Tobacco User/Non-Tobacco User	26	227.26	232.94
16322PA0050124	Rating Area 1	Tobacco User/Non-Tobacco User	27	232.58	238.40
16322PA0050124	Rating Area 1	Tobacco User/Non-Tobacco User	28	241.24	247.27
16322PA0050124	Rating Area 1	Tobacco User/Non-Tobacco User	29	248.34	254.55
16322PA0050124	Rating Area 1	Tobacco User/Non-Tobacco User	30	251.89	258.19
16322PA0050124	Rating Area 1	Tobacco User/Non-Tobacco User	31	257.22	263.65
16322PA0050124	Rating Area 1	Tobacco User/Non-Tobacco User	32	262.54	269.11
16322PA0050124	Rating Area 1	Tobacco User/Non-Tobacco User	33	265.87	272.52
16322PA0050124	Rating Area 1	Tobacco User/Non-Tobacco User	34	269.42	276.16

	16322PA0050124	Rating Area 1	Tobacco User/Non-Tobacco User	35	271.20	277.98
	16322PA0050124	Rating Area 1	Tobacco User/Non-Tobacco User	36	272.97	279.80
	16322PA0050124	Rating Area 1	Tobacco User/Non-Tobacco User	37	274.75	281.62
	16322PA0050124	Rating Area 1	Tobacco User/Non-Tobacco User	38	276.52	283.44
	16322PA0050124	Rating Area 1	Tobacco User/Non-Tobacco User	39	280.08	287.08
	16322PA0050124	Rating Area 1	Tobacco User/Non-Tobacco User	40	283.63	290.72
	16322PA0050124	Rating Area 1	Tobacco User/Non-Tobacco User	41	288.95	296.18
	16322PA0050124	Rating Area 1	Tobacco User/Non-Tobacco User	42	294.06	301.41
	16322PA0050124	Rating Area 1	Tobacco User/Non-Tobacco User	43	301.16	308.69
	16322PA0050124	Rating Area 1	Tobacco User/Non-Tobacco User	44	310.04	317.79
	16322PA0050124	Rating Area 1	Tobacco User/Non-Tobacco User	45	320.47	328.48
	16322PA0050124	Rating Area 1	Tobacco User/Non-Tobacco User	46	332.90	341.22
	16322PA0050124	Rating Area 1	Tobacco User/Non-Tobacco User	47	346.88	355.55
	16322PA0050124	Rating Area 1	Tobacco User/Non-Tobacco User	48	362.86	371.93
	16322PA0050124	Rating Area 1	Tobacco User/Non-Tobacco User	49	378.61	388.08
	16322PA0050124	Rating Area 1	Tobacco User/Non-Tobacco User	50	396.37	406.28
	16322PA0050124	Rating Area 1	Tobacco User/Non-Tobacco User	51	413.90	424.25
	16322PA0050124	Rating Area 1	Tobacco User/Non-Tobacco User	52	433.21	444.04
	16322PA0050124	Rating Area 1	Tobacco User/Non-Tobacco User	53	452.74	464.06
	16322PA0050124	Rating Area 1	Tobacco User/Non-Tobacco User	54	473.82	485.67
	16322PA0050124	Rating Area 1	Tobacco User/Non-Tobacco User	55	494.90	507.28
	16322PA0050124	Rating Area 1	Tobacco User/Non-Tobacco User	56	517.76	530.71
	16322PA0050124	Rating Area 1	Tobacco User/Non-Tobacco User	57	540.84	554.36
	16322PA0050124	Rating Area 1	Tobacco User/Non-Tobacco User	58	565.48	579.61
	16322PA0050124	Rating Area 1	Tobacco User/Non-Tobacco User	59	577.68	592.13
	16322PA0050124	Rating Area 1	Tobacco User/Non-Tobacco User	60	602.32	617.38
	16322PA0050124	Rating Area 1	Tobacco User/Non-Tobacco User	61	623.62	639.21
	16322PA0050124	Rating Area 1	Tobacco User/Non-Tobacco User	62	637.60	653.55
	16322PA0050124	Rating Area 1	Tobacco User/Non-Tobacco User	63	655.14	671.52
	16322PA0050124	Rating Area 1	Tobacco User/Non-Tobacco User	64 and over	665.79	682.43
	16322PA0050124	Rating Area 3	Tobacco User/Non-Tobacco User	0-14	224.95	224.95
	16322PA0050124	Rating Area 3	Tobacco User/Non-Tobacco User	15	244.94	244.94
	16322PA0050124	Rating Area 3	Tobacco User/Non-Tobacco User	16	252.59	252.59
	16322PA0050124	Rating Area 3	Tobacco User/Non-Tobacco User	17	260.23	260.23
	16322PA0050124	Rating Area 3	Tobacco User/Non-Tobacco User	18	268.47	268.47
	16322PA0050124	Rating Area 3	Tobacco User/Non-Tobacco User	19	276.70	276.70
	16322PA0050124	Rating Area 3	Tobacco User/Non-Tobacco User	20	285.23	285.23
	16322PA0050124	Rating Area 3	Tobacco User/Non-Tobacco User	21	294.05	301.40
	16322PA0050124	Rating Area 3	Tobacco User/Non-Tobacco User	22	294.05	301.40
	16322PA0050124	Rating Area 3	Tobacco User/Non-Tobacco User	23	294.05	301.40
	16322PA0050124	Rating Area 3	Tobacco User/Non-Tobacco User	24	294.05	301.40
	16322PA0050124	Rating Area 3	Tobacco User/Non-Tobacco User	25	295.23	302.61
	16322PA0050124	Rating Area 3	Tobacco User/Non-Tobacco User	26	301.11	308.63
	16322PA0050124	Rating Area 3	Tobacco User/Non-Tobacco User	27	308.16	315.87
	16322PA0050124	Rating Area 3	Tobacco User/Non-Tobacco User	28	319.63	327.62
	16322PA0050124	Rating Area 3	Tobacco User/Non-Tobacco User	29	329.04	337.27
	16322PA0050124	Rating Area 3	Tobacco User/Non-Tobacco User	30	333.75	342.09
	16322PA0050124	Rating Area 3	Tobacco User/Non-Tobacco User	31	340.80	349.32
	16322PA0050124	Rating Area 3	Tobacco User/Non-Tobacco User	32	347.86	356.56
	16322PA0050124	Rating Area 3	Tobacco User/Non-Tobacco User	33	352.27	361.08
	16322PA0050124	Rating Area 3	Tobacco User/Non-Tobacco User	34	356.98	365.90
	16322PA0050124	Rating Area 3	Tobacco User/Non-Tobacco User	35	359.33	368.31
	16322PA0050124	Rating Area 3	Tobacco User/Non-Tobacco User	36	361.68	370.72
	16322PA0050124	Rating Area 3	Tobacco User/Non-Tobacco User	37	364.03	373.13
	16322PA0050124	Rating Area 3	Tobacco User/Non-Tobacco User	38	366.39	375.55
	16322PA0050124	Rating Area 3	Tobacco User/Non-Tobacco User	39	371.09	380.37
	16322PA0050124	Rating Area 3	Tobacco User/Non-Tobacco User	40	375.80	385.19
	16322PA0050124	Rating Area 3	Tobacco User/Non-Tobacco User	41	382.85	392.42
	16322PA0050124	Rating Area 3	Tobacco User/Non-Tobacco User	42	389.62	399.36
	16322PA0050124	Rating Area 3	Tobacco User/Non-Tobacco User	43	399.03	409.00
	16322PA0050124	Rating Area 3	Tobacco User/Non-Tobacco User	44	410.79	421.06
	16322PA0050124	Rating Area 3	Tobacco User/Non-Tobacco User	45	424.61	435.22
	16322PA0050124	Rating Area 3	Tobacco User/Non-Tobacco User	46	441.08	452.10
	16322PA0050124	Rating Area 3	Tobacco User/Non-Tobacco User	47	459.60	471.09
	16322PA0050124	Rating Area 3	Tobacco User/Non-Tobacco User	48	480.77	492.79
	16322PA0050124	Rating Area 3	Tobacco User/Non-Tobacco User	49	501.65	514.19
	16322PA0050124	Rating Area 3	Tobacco User/Non-Tobacco User	50	525.17	538.30
	16322PA0050124	Rating Area 3	Tobacco User/Non-Tobacco User	51	548.40	562.11
	16322PA0050124	Rating Area 3	Tobacco User/Non-Tobacco User	52	573.99	588.34
	16322PA0050124	Rating Area 3	Tobacco User/Non-Tobacco User	53	599.86	614.86
	16322PA0050124	Rating Area 3	Tobacco User/Non-Tobacco User	54	627.80	643.49
	16322PA0050124	Rating Area 3	Tobacco User/Non-Tobacco User	55	655.73	672.12
	16322PA0050124	Rating Area 3	Tobacco User/Non-Tobacco User	56	686.02	703.17
	16322PA0050124	Rating Area 3	Tobacco User/Non-Tobacco User	57	716.60	734.51
	16322PA0050124	Rating Area 3	Tobacco User/Non-Tobacco User	58	749.24	767.97
	16322PA0050124	Rating Area 3	Tobacco User/Non-Tobacco User	59	765.41	784.55
	16322PA0050124	Rating Area 3	Tobacco User/Non-Tobacco User	60	798.05	818.00
	16322PA0050124	Rating Area 3	Tobacco User/Non-Tobacco User	61	826.28	846.94
	16322PA0050124	Rating Area 3	Tobacco User/Non-Tobacco User	62	844.81	865.93
	16322PA0050124	Rating Area 3	Tobacco User/Non-Tobacco User	63	868.04	889.74
	16322PA0050124	Rating Area 3	Tobacco User/Non-Tobacco User	64 and over	882.15	904.20
	16322PA0050124	Rating Area 4	Tobacco User/Non-Tobacco User	0-14	169.78	169.78
	16322PA0050124	Rating Area 4	Tobacco User/Non-Tobacco User	15	184.87	184.87
	16322PA0050124	Rating Area 4	Tobacco User/Non-Tobacco User	16	190.64	190.64
	16322PA0050124	Rating Area 4	Tobacco User/Non-Tobacco User	17	196.41	196.41
	16322PA0050124	Rating Area 4	Tobacco User/Non-Tobacco User	18	202.62	202.62
	16322PA0050124	Rating Area 4	Tobacco User/Non-Tobacco User	19	208.84	208.84
	16322PA0050124	Rating Area 4	Tobacco User/Non-Tobacco User	20	215.27	215.27
	16322PA0050124	Rating Area 4	Tobacco User/Non-Tobacco User	21	221.93	227.48
	16322PA0050124	Rating Area 4	Tobacco User/Non-Tobacco User	22	221.93	227.48
	16322PA0050124	Rating Area 4	Tobacco User/Non-Tobacco User	23	221.93	227.48
	16322PA0050124	Rating Area 4	Tobacco User/Non-Tobacco User	24	221.93	227.48
	16322PA0050124	Rating Area 4	Tobacco User/Non-Tobacco User	25	222.82	228.39
	16322PA0050124	Rating Area 4	Tobacco User/Non-Tobacco User	26	227.26	232.94
	16322PA0050124	Rating Area 4	Tobacco User/Non-Tobacco User	27	232.58	238.40
	16322PA0050124	Rating Area 4	Tobacco User/Non-Tobacco User	28	241.24	247.27
	16322PA0050124	Rating Area 4	Tobacco User/Non-Tobacco User	29	248.34	254.55
	16322PA0050124	Rating Area 4	Tobacco User/Non-Tobacco User	30	251.89	258.19
	16322PA0050124	Rating Area 4	Tobacco User/Non-Tobacco User	31	257.22	263.65
	16322PA0050124	Rating Area 4	Tobacco User/Non-Tobacco User	32	262.54	269.11
	16322PA0050124	Rating Area 4	Tobacco User/Non-Tobacco User	33	265.87	272.52
	16322PA0050124	Rating Area 4	Tobacco User/Non-Tobacco User	34	269.42	276.16
	16322PA0050124	Rating Area 4	Tobacco User/Non-Tobacco User	35	271.20	277.98
	16322PA0050124	Rating Area 4	Tobacco User/Non-Tobacco User	36	272.97	279.80
	16322PA0050124	Rating Area 4	Tobacco User/Non-Tobacco User	37	274.75	281.62
	16322PA0050124	Rating Area 4	Tobacco User/Non-Tobacco User	38	276.52	283.44
	16322PA0050124	Rating Area 4	Tobacco User/Non-Tobacco User	39	280.08	287.08
	16322PA0050124	Rating Area 4	Tobacco User/Non-Tobacco User	40	283.63	290.72
	16322PA0050124	Rating Area 4	Tobacco User/Non-Tobacco User	41	288.95	296.18
	16322PA0050124	Rating Area 4	Tobacco User/Non-Tobacco User	42	294.06	301.41
	16322PA0050124	Rating Area 4	Tobacco User/Non-Tobacco User	43	301.16	308.69
	16322PA0050124	Rating Area 4	Tobacco User/Non-Tobacco User	44	310.04	317.79
	16322PA0050124	Rating Area 4	Tobacco User/Non-Tobacco User	45	320.47	328.48
	16322PA0050124	Rating Area 4	Tobacco User/Non-Tobacco User	46	332.90	341.22
	16322PA0050124	Rating Area 4	Tobacco User/Non-Tobacco User	47	346.88	355.55
	16322PA0050124	Rating Area 4	Tobacco User/Non-Tobacco User	48	362.86	371.93
	16322PA0050124	Rating Area 4	Tobacco User/Non-Tobacco User	49	378.61	388.08
	16322PA0050124	Rating Area 4	Tobacco User/Non-Tobacco User	50	396.37	406.28
	16322PA0050124	Rating Area 4	Tobacco User/Non-Tobacco User	51	413.90	424.25
	16322PA0050124	Rating Area 4	Tobacco User/Non-Tobacco User	52	433.21	444.04
	16322PA0050124	Rating Area 4	Tobacco User/Non-Tobacco User	53	452.74	464.06
	16322PA0050124	Rating Area 4	Tobacco User/Non-Tobacco User	54	473.82	485.67
	16322PA0050124	Rating Area 4	Tobacco User/Non-Tobacco User	55	494.90	507.28
	16322PA0050124	Rating Area 4	Tobacco User/Non-Tobacco User	56	517.76	530.71
	16322PA0050124	Rating Area 4	Tobacco User/Non-Tobacco User	57	540.84	554.36
	16322PA0050124	Rating Area 4	Tobacco User/Non-Tobacco User	58	565.48	579.61
	16322PA0050124	Rating Area 4	Tobacco User/Non-Tobacco User	59	577.68	592.13
	16322PA0050124	Rating Area 4	Tobacco User/Non-Tobacco User	60	602.32	617.38
	16322PA0050124	Rating Area 4	Tobacco User/Non-Tobacco User	61	623.62	639.21
	16322PA0050124	Rating Area 4	Tobacco User/Non-Tobacco User	62	637.60	653.55



	16322PA0050124	Rating Area 4	Tobacco User/Non-Tobacco User	63	655.14	671.52
	16322PA0050124	Rating Area 4	Tobacco User/Non-Tobacco User	64 and over	665.79	682.43
	16322PA0050124	Rating Area 5	Tobacco User/Non-Tobacco User	0-14	169.78	169.78
	16322PA0050124	Rating Area 5	Tobacco User/Non-Tobacco User	15	184.87	184.87
	16322PA0050124	Rating Area 5	Tobacco User/Non-Tobacco User	16	190.64	190.64
	16322PA0050124	Rating Area 5	Tobacco User/Non-Tobacco User	17	196.41	196.41
	16322PA0050124	Rating Area 5	Tobacco User/Non-Tobacco User	18	202.62	202.62
	16322PA0050124	Rating Area 5	Tobacco User/Non-Tobacco User	19	208.84	208.84
	16322PA0050124	Rating Area 5	Tobacco User/Non-Tobacco User	20	215.27	215.27
	16322PA0050124	Rating Area 5	Tobacco User/Non-Tobacco User	21	221.93	227.48
	16322PA0050124	Rating Area 5	Tobacco User/Non-Tobacco User	22	221.93	227.48
	16322PA0050124	Rating Area 5	Tobacco User/Non-Tobacco User	23	221.93	227.48
	16322PA0050124	Rating Area 5	Tobacco User/Non-Tobacco User	24	221.93	227.48
	16322PA0050124	Rating Area 5	Tobacco User/Non-Tobacco User	25	222.82	228.39
	16322PA0050124	Rating Area 5	Tobacco User/Non-Tobacco User	26	227.26	232.94
	16322PA0050124	Rating Area 5	Tobacco User/Non-Tobacco User	27	232.58	238.40
	16322PA0050124	Rating Area 5	Tobacco User/Non-Tobacco User	28	241.24	247.27
	16322PA0050124	Rating Area 5	Tobacco User/Non-Tobacco User	29	248.34	254.55
	16322PA0050124	Rating Area 5	Tobacco User/Non-Tobacco User	30	251.89	258.19
	16322PA0050124	Rating Area 5	Tobacco User/Non-Tobacco User	31	257.22	263.65
	16322PA0050124	Rating Area 5	Tobacco User/Non-Tobacco User	32	262.54	269.11
	16322PA0050124	Rating Area 5	Tobacco User/Non-Tobacco User	33	265.87	272.52
	16322PA0050124	Rating Area 5	Tobacco User/Non-Tobacco User	34	269.42	276.16
	16322PA0050124	Rating Area 5	Tobacco User/Non-Tobacco User	35	271.20	277.98
	16322PA0050124	Rating Area 5	Tobacco User/Non-Tobacco User	36	272.97	279.80
	16322PA0050124	Rating Area 5	Tobacco User/Non-Tobacco User	37	274.75	281.62
	16322PA0050124	Rating Area 5	Tobacco User/Non-Tobacco User	38	276.52	283.44
	16322PA0050124	Rating Area 5	Tobacco User/Non-Tobacco User	39	280.08	287.08
	16322PA0050124	Rating Area 5	Tobacco User/Non-Tobacco User	40	283.63	290.72
	16322PA0050124	Rating Area 5	Tobacco User/Non-Tobacco User	41	288.95	296.18
	16322PA0050124	Rating Area 5	Tobacco User/Non-Tobacco User	42	294.06	301.41
	16322PA0050124	Rating Area 5	Tobacco User/Non-Tobacco User	43	301.16	308.69
	16322PA0050124	Rating Area 5	Tobacco User/Non-Tobacco User	44	310.04	317.79
	16322PA0050124	Rating Area 5	Tobacco User/Non-Tobacco User	45	320.47	328.48
	16322PA0050124	Rating Area 5	Tobacco User/Non-Tobacco User	46	332.90	341.22
	16322PA0050124	Rating Area 5	Tobacco User/Non-Tobacco User	47	346.88	355.55
	16322PA0050124	Rating Area 5	Tobacco User/Non-Tobacco User	48	362.86	371.93
	16322PA0050124	Rating Area 5	Tobacco User/Non-Tobacco User	49	378.61	388.08
	16322PA0050124	Rating Area 5	Tobacco User/Non-Tobacco User	50	396.37	406.28
	16322PA0050124	Rating Area 5	Tobacco User/Non-Tobacco User	51	413.90	424.25
	16322PA0050124	Rating Area 5	Tobacco User/Non-Tobacco User	52	433.21	444.04
	16322PA0050124	Rating Area 5	Tobacco User/Non-Tobacco User	53	452.74	464.06
	16322PA0050124	Rating Area 5	Tobacco User/Non-Tobacco User	54	473.82	485.67
	16322PA0050124	Rating Area 5	Tobacco User/Non-Tobacco User	55	494.90	507.28
	16322PA0050124	Rating Area 5	Tobacco User/Non-Tobacco User	56	517.76	530.71
	16322PA0050124	Rating Area 5	Tobacco User/Non-Tobacco User	57	540.84	554.36
	16322PA0050124	Rating Area 5	Tobacco User/Non-Tobacco User	58	565.48	579.61
	16322PA0050124	Rating Area 5	Tobacco User/Non-Tobacco User	59	577.68	592.13
	16322PA0050124	Rating Area 5	Tobacco User/Non-Tobacco User	60	602.32	617.38
	16322PA0050124	Rating Area 5	Tobacco User/Non-Tobacco User	61	623.62	639.21
	16322PA0050124	Rating Area 5	Tobacco User/Non-Tobacco User	62	637.60	653.55
	16322PA0050124	Rating Area 5	Tobacco User/Non-Tobacco User	63	655.14	671.52
	16322PA0050124	Rating Area 5	Tobacco User/Non-Tobacco User	64 and over	665.79	682.43
	16322PA0050125	Rating Area 4	Tobacco User/Non-Tobacco User	0-14	179.46	179.46
	16322PA0050125	Rating Area 4	Tobacco User/Non-Tobacco User	15	195.41	195.41
	16322PA0050125	Rating Area 4	Tobacco User/Non-Tobacco User	16	201.51	201.51
	16322PA0050125	Rating Area 4	Tobacco User/Non-Tobacco User	17	207.61	207.61
	16322PA0050125	Rating Area 4	Tobacco User/Non-Tobacco User	18	214.18	214.18
	16322PA0050125	Rating Area 4	Tobacco User/Non-Tobacco User	19	220.75	220.75
	16322PA0050125	Rating Area 4	Tobacco User/Non-Tobacco User	20	227.55	227.55
	16322PA0050125	Rating Area 4	Tobacco User/Non-Tobacco User	21	234.59	240.45
	16322PA0050125	Rating Area 4	Tobacco User/Non-Tobacco User	22	234.59	240.45
	16322PA0050125	Rating Area 4	Tobacco User/Non-Tobacco User	23	234.59	240.45
	16322PA0050125	Rating Area 4	Tobacco User/Non-Tobacco User	24	234.59	240.45
	16322PA0050125	Rating Area 4	Tobacco User/Non-Tobacco User	25	235.53	241.42
	16322PA0050125	Rating Area 4	Tobacco User/Non-Tobacco User	26	240.22	246.23
	16322PA0050125	Rating Area 4	Tobacco User/Non-Tobacco User	27	245.85	252.00
	16322PA0050125	Rating Area 4	Tobacco User/Non-Tobacco User	28	255.00	261.37
	16322PA0050125	Rating Area 4	Tobacco User/Non-Tobacco User	29	262.51	269.07
	16322PA0050125	Rating Area 4	Tobacco User/Non-Tobacco User	30	266.26	272.92
	16322PA0050125	Rating Area 4	Tobacco User/Non-Tobacco User	31	271.89	278.69
	16322PA0050125	Rating Area 4	Tobacco User/Non-Tobacco User	32	277.52	284.46
	16322PA0050125	Rating Area 4	Tobacco User/Non-Tobacco User	33	281.04	288.06
	16322PA0050125	Rating Area 4	Tobacco User/Non-Tobacco User	34	284.79	291.91
	16322PA0050125	Rating Area 4	Tobacco User/Non-Tobacco User	35	286.67	293.84
	16322PA0050125	Rating Area 4	Tobacco User/Non-Tobacco User	36	288.55	295.76
	16322PA0050125	Rating Area 4	Tobacco User/Non-Tobacco User	37	290.42	297.68
	16322PA0050125	Rating Area 4	Tobacco User/Non-Tobacco User	38	292.30	299.61
	16322PA0050125	Rating Area 4	Tobacco User/Non-Tobacco User	39	296.05	303.45
	16322PA0050125	Rating Area 4	Tobacco User/Non-Tobacco User	40	299.81	307.30
	16322PA0050125	Rating Area 4	Tobacco User/Non-Tobacco User	41	305.44	313.07
	16322PA0050125	Rating Area 4	Tobacco User/Non-Tobacco User	42	310.83	318.60
	16322PA0050125	Rating Area 4	Tobacco User/Non-Tobacco User	43	318.34	326.30
	16322PA0050125	Rating Area 4	Tobacco User/Non-Tobacco User	44	327.72	335.92
	16322PA0050125	Rating Area 4	Tobacco User/Non-Tobacco User	45	338.75	347.22
	16322PA0050125	Rating Area 4	Tobacco User/Non-Tobacco User	46	351.89	360.68
	16322PA0050125	Rating Area 4	Tobacco User/Non-Tobacco User	47	366.66	375.83
	16322PA0050125	Rating Area 4	Tobacco User/Non-Tobacco User	48	383.55	393.14
	16322PA0050125	Rating Area 4	Tobacco User/Non-Tobacco User	49	400.21	410.22
	16322PA0050125	Rating Area 4	Tobacco User/Non-Tobacco User	50	418.98	429.45
	16322PA0050125	Rating Area 4	Tobacco User/Non-Tobacco User	51	437.51	448.45
	16322PA0050125	Rating Area 4	Tobacco User/Non-Tobacco User	52	457.92	469.37
	16322PA0050125	Rating Area 4	Tobacco User/Non-Tobacco User	53	478.56	490.53
	16322PA0050125	Rating Area 4	Tobacco User/Non-Tobacco User	54	500.85	513.37
	16322PA0050125	Rating Area 4	Tobacco User/Non-Tobacco User	55	523.14	536.21
	16322PA0050125	Rating Area 4	Tobacco User/Non-Tobacco User	56	547.30	560.98
	16322PA0050125	Rating Area 4	Tobacco User/Non-Tobacco User	57	571.70	585.99
	16322PA0050125	Rating Area 4	Tobacco User/Non-Tobacco User	58	597.74	612.68
	16322PA0050125	Rating Area 4	Tobacco User/Non-Tobacco User	59	610.64	625.90
	16322PA0050125	Rating Area 4	Tobacco User/Non-Tobacco User	60	636.68	652.59
	16322PA0050125	Rating Area 4	Tobacco User/Non-Tobacco User	61	659.20	675.68
	16322PA0050125	Rating Area 4	Tobacco User/Non-Tobacco User	62	673.98	690.83
	16322PA0050125	Rating Area 4	Tobacco User/Non-Tobacco User	63	692.51	709.82
	16322PA0050125	Rating Area 4	Tobacco User/Non-Tobacco User	64 and over	703.77	721.36
	16322PA0050126	Rating Area 1	Tobacco User/Non-Tobacco User	0-14	225.71	225.71
	16322PA0050126	Rating Area 1	Tobacco User/Non-Tobacco User	15	245.77	245.77
	16322PA0050126	Rating Area 1	Tobacco User/Non-Tobacco User	16	253.44	253.44
	16322PA0050126	Rating Area 1	Tobacco User/Non-Tobacco User	17	261.11	261.11
	16322PA0050126	Rating Area 1	Tobacco User/Non-Tobacco User	18	269.37	269.37
	16322PA0050126	Rating Area 1	Tobacco User/Non-Tobacco User	19	277.63	277.63
	16322PA0050126	Rating Area 1	Tobacco User/Non-Tobacco User	20	286.19	286.19
	16322PA0050126	Rating Area 1	Tobacco User/Non-Tobacco User	21	295.04	302.42
	16322PA0050126	Rating Area 1	Tobacco User/Non-Tobacco User	22	295.04	302.42
	16322PA0050126	Rating Area 1	Tobacco User/Non-Tobacco User	23	295.04	302.42
	16322PA0050126	Rating Area 1	Tobacco User/Non-Tobacco User	24	295.04	302.42
	16322PA0050126	Rating Area 1	Tobacco User/Non-Tobacco User	25	296.22	303.63
	16322PA0050126	Rating Area 1	Tobacco User/Non-Tobacco User	26	302.12	309.67
	16322PA0050126	Rating Area 1	Tobacco User/Non-Tobacco User	27	309.20	316.93
	16322PA0050126	Rating Area 1	Tobacco User/Non-Tobacco User	28	320.71	328.73
	16322PA0050126	Rating Area 1	Tobacco User/Non-Tobacco User	29	330.15	338.40
	16322PA0050126	Rating Area 1	Tobacco User/Non-Tobacco User	30	334.87	343.24
	16322PA0050126	Rating Area 1	Tobacco User/Non-Tobacco User	31	341.95	350.50
	16322PA0050126	Rating Area 1	Tobacco User/Non-Tobacco User	32	349.03	357.76
	16322PA0050126	Rating Area 1	Tobacco User/Non-Tobacco User	33	353.46	362.29
	16322PA0050126	Rating Area 1	Tobacco User/Non-Tobacco User	34	358.18	367.13
	16322PA0050126	Rating Area 1	Tobacco User/Non-Tobacco User	35	360.54	369.55
	16322PA0050126	Rating Area 1	Tobacco User/Non-Tobacco User	36	362.90	371.97
	16322PA0050126	Rating Area 1	Tobacco User/Non-Tobacco User	37	365.26	374.39
	16322PA0050126	Rating Area 1	Tobacco User/Non-Tobacco User	38	367.62	376.81
	16322PA0050126	Rating Area 1	Tobacco User/Non-Tobacco User	39	372.34	381.65

	16322PA0050126	Rating Area 1	Tobacco User/Non-Tobacco User	40	377.06	386.49
	16322PA0050126	Rating Area 1	Tobacco User/Non-Tobacco User	41	384.14	393.75
	16322PA0050126	Rating Area 1	Tobacco User/Non-Tobacco User	42	390.93	400.70
	16322PA0050126	Rating Area 1	Tobacco User/Non-Tobacco User	43	400.37	410.38
	16322PA0050126	Rating Area 1	Tobacco User/Non-Tobacco User	44	412.17	422.48
	16322PA0050126	Rating Area 1	Tobacco User/Non-Tobacco User	45	426.04	436.69
	16322PA0050126	Rating Area 1	Tobacco User/Non-Tobacco User	46	442.56	453.62
	16322PA0050126	Rating Area 1	Tobacco User/Non-Tobacco User	47	461.15	472.68
	16322PA0050126	Rating Area 1	Tobacco User/Non-Tobacco User	48	482.39	494.45
	16322PA0050126	Rating Area 1	Tobacco User/Non-Tobacco User	49	503.34	515.92
	16322PA0050126	Rating Area 1	Tobacco User/Non-Tobacco User	50	526.94	540.11
	16322PA0050126	Rating Area 1	Tobacco User/Non-Tobacco User	51	550.25	564.01
	16322PA0050126	Rating Area 1	Tobacco User/Non-Tobacco User	52	575.92	590.32
	16322PA0050126	Rating Area 1	Tobacco User/Non-Tobacco User	53	601.88	616.93
	16322PA0050126	Rating Area 1	Tobacco User/Non-Tobacco User	54	629.91	645.66
	16322PA0050126	Rating Area 1	Tobacco User/Non-Tobacco User	55	657.94	674.39
	16322PA0050126	Rating Area 1	Tobacco User/Non-Tobacco User	56	688.33	705.54
	16322PA0050126	Rating Area 1	Tobacco User/Non-Tobacco User	57	719.01	736.99
	16322PA0050126	Rating Area 1	Tobacco User/Non-Tobacco User	58	751.76	770.56
	16322PA0050126	Rating Area 1	Tobacco User/Non-Tobacco User	59	767.99	787.19
	16322PA0050126	Rating Area 1	Tobacco User/Non-Tobacco User	60	800.74	820.76
	16322PA0050126	Rating Area 1	Tobacco User/Non-Tobacco User	61	829.06	849.79
	16322PA0050126	Rating Area 1	Tobacco User/Non-Tobacco User	62	847.65	868.84
	16322PA0050126	Rating Area 1	Tobacco User/Non-Tobacco User	63	870.96	892.73
	16322PA0050126	Rating Area 1	Tobacco User/Non-Tobacco User	64 and over	885.12	907.25
	16322PA0050126	Rating Area 3	Tobacco User/Non-Tobacco User	0-14	299.05	299.05
	16322PA0050126	Rating Area 3	Tobacco User/Non-Tobacco User	15	325.64	325.64
	16322PA0050126	Rating Area 3	Tobacco User/Non-Tobacco User	16	335.80	335.80
	16322PA0050126	Rating Area 3	Tobacco User/Non-Tobacco User	17	345.96	345.96
	16322PA0050126	Rating Area 3	Tobacco User/Non-Tobacco User	18	356.91	356.91
	16322PA0050126	Rating Area 3	Tobacco User/Non-Tobacco User	19	367.86	367.86
	16322PA0050126	Rating Area 3	Tobacco User/Non-Tobacco User	20	379.19	379.19
	16322PA0050126	Rating Area 3	Tobacco User/Non-Tobacco User	21	390.92	400.69
	16322PA0050126	Rating Area 3	Tobacco User/Non-Tobacco User	22	390.92	400.69
	16322PA0050126	Rating Area 3	Tobacco User/Non-Tobacco User	23	390.92	400.69
	16322PA0050126	Rating Area 3	Tobacco User/Non-Tobacco User	24	390.92	400.69
	16322PA0050126	Rating Area 3	Tobacco User/Non-Tobacco User	25	392.48	402.30
	16322PA0050126	Rating Area 3	Tobacco User/Non-Tobacco User	26	400.30	410.31
	16322PA0050126	Rating Area 3	Tobacco User/Non-Tobacco User	27	409.68	419.93
	16322PA0050126	Rating Area 3	Tobacco User/Non-Tobacco User	28	424.93	435.55
	16322PA0050126	Rating Area 3	Tobacco User/Non-Tobacco User	29	437.44	448.38
	16322PA0050126	Rating Area 3	Tobacco User/Non-Tobacco User	30	443.69	454.79
	16322PA0050126	Rating Area 3	Tobacco User/Non-Tobacco User	31	453.08	464.40
	16322PA0050126	Rating Area 3	Tobacco User/Non-Tobacco User	32	462.46	474.02
	16322PA0050126	Rating Area 3	Tobacco User/Non-Tobacco User	33	468.32	480.03
	16322PA0050126	Rating Area 3	Tobacco User/Non-Tobacco User	34	474.58	486.44
	16322PA0050126	Rating Area 3	Tobacco User/Non-Tobacco User	35	477.70	489.65
	16322PA0050126	Rating Area 3	Tobacco User/Non-Tobacco User	36	480.83	492.85
	16322PA0050126	Rating Area 3	Tobacco User/Non-Tobacco User	37	483.96	496.06
	16322PA0050126	Rating Area 3	Tobacco User/Non-Tobacco User	38	487.09	499.26
	16322PA0050126	Rating Area 3	Tobacco User/Non-Tobacco User	39	493.34	505.67
	16322PA0050126	Rating Area 3	Tobacco User/Non-Tobacco User	40	499.60	512.09
	16322PA0050126	Rating Area 3	Tobacco User/Non-Tobacco User	41	508.98	521.70
	16322PA0050126	Rating Area 3	Tobacco User/Non-Tobacco User	42	517.97	530.92
	16322PA0050126	Rating Area 3	Tobacco User/Non-Tobacco User	43	530.48	543.74
	16322PA0050126	Rating Area 3	Tobacco User/Non-Tobacco User	44	546.12	559.77
	16322PA0050126	Rating Area 3	Tobacco User/Non-Tobacco User	45	564.49	578.60
	16322PA0050126	Rating Area 3	Tobacco User/Non-Tobacco User	46	586.38	601.04
	16322PA0050126	Rating Area 3	Tobacco User/Non-Tobacco User	47	611.01	626.28
	16322PA0050126	Rating Area 3	Tobacco User/Non-Tobacco User	48	639.15	655.13
	16322PA0050126	Rating Area 3	Tobacco User/Non-Tobacco User	49	666.91	683.58
	16322PA0050126	Rating Area 3	Tobacco User/Non-Tobacco User	50	698.18	715.64
	16322PA0050126	Rating Area 3	Tobacco User/Non-Tobacco User	51	729.07	747.29
	16322PA0050126	Rating Area 3	Tobacco User/Non-Tobacco User	52	763.08	782.15
	16322PA0050126	Rating Area 3	Tobacco User/Non-Tobacco User	53	797.48	817.41
	16322PA0050126	Rating Area 3	Tobacco User/Non-Tobacco User	54	834.61	855.48
	16322PA0050126	Rating Area 3	Tobacco User/Non-Tobacco User	55	871.75	893.55
	16322PA0050126	Rating Area 3	Tobacco User/Non-Tobacco User	56	912.02	934.82
	16322PA0050126	Rating Area 3	Tobacco User/Non-Tobacco User	57	952.67	976.49
	16322PA0050126	Rating Area 3	Tobacco User/Non-Tobacco User	58	996.06	1020.97
	16322PA0050126	Rating Area 3	Tobacco User/Non-Tobacco User	59	1017.56	1043.00
	16322PA0050126	Rating Area 3	Tobacco User/Non-Tobacco User	60	1060.96	1087.48
	16322PA0050126	Rating Area 3	Tobacco User/Non-Tobacco User	61	1098.49	1125.95
	16322PA0050126	Rating Area 3	Tobacco User/Non-Tobacco User	62	1123.11	1151.19
	16322PA0050126	Rating Area 3	Tobacco User/Non-Tobacco User	63	1154.00	1182.85
	16322PA0050126	Rating Area 3	Tobacco User/Non-Tobacco User	64 and over	1172.76	1202.08
	16322PA0050126	Rating Area 4	Tobacco User/Non-Tobacco User	0-14	225.71	225.71
	16322PA0050126	Rating Area 4	Tobacco User/Non-Tobacco User	15	245.77	245.77
	16322PA0050126	Rating Area 4	Tobacco User/Non-Tobacco User	16	253.44	253.44
	16322PA0050126	Rating Area 4	Tobacco User/Non-Tobacco User	17	261.11	261.11
	16322PA0050126	Rating Area 4	Tobacco User/Non-Tobacco User	18	269.37	269.37
	16322PA0050126	Rating Area 4	Tobacco User/Non-Tobacco User	19	277.63	277.63
	16322PA0050126	Rating Area 4	Tobacco User/Non-Tobacco User	20	286.19	286.19
	16322PA0050126	Rating Area 4	Tobacco User/Non-Tobacco User	21	295.04	302.42
	16322PA0050126	Rating Area 4	Tobacco User/Non-Tobacco User	22	295.04	302.42
	16322PA0050126	Rating Area 4	Tobacco User/Non-Tobacco User	23	295.04	302.42
	16322PA0050126	Rating Area 4	Tobacco User/Non-Tobacco User	24	295.04	302.42
	16322PA0050126	Rating Area 4	Tobacco User/Non-Tobacco User	25	296.22	303.63
	16322PA0050126	Rating Area 4	Tobacco User/Non-Tobacco User	26	302.12	309.67
	16322PA0050126	Rating Area 4	Tobacco User/Non-Tobacco User	27	309.20	316.93
	16322PA0050126	Rating Area 4	Tobacco User/Non-Tobacco User	28	320.71	328.73
	16322PA0050126	Rating Area 4	Tobacco User/Non-Tobacco User	29	330.15	338.40
	16322PA0050126	Rating Area 4	Tobacco User/Non-Tobacco User	30	334.87	343.24
	16322PA0050126	Rating Area 4	Tobacco User/Non-Tobacco User	31	341.95	350.50
	16322PA0050126	Rating Area 4	Tobacco User/Non-Tobacco User	32	349.03	357.76
	16322PA0050126	Rating Area 4	Tobacco User/Non-Tobacco User	33	353.46	362.29
	16322PA0050126	Rating Area 4	Tobacco User/Non-Tobacco User	34	358.18	367.13
	16322PA0050126	Rating Area 4	Tobacco User/Non-Tobacco User	35	360.54	369.55
	16322PA0050126	Rating Area 4	Tobacco User/Non-Tobacco User	36	362.90	371.97
	16322PA0050126	Rating Area 4	Tobacco User/Non-Tobacco User	37	365.26	374.39
	16322PA0050126	Rating Area 4	Tobacco User/Non-Tobacco User	38	367.62	376.81
	16322PA0050126	Rating Area 4	Tobacco User/Non-Tobacco User	39	372.34	381.65
	16322PA0050126	Rating Area 4	Tobacco User/Non-Tobacco User	40	377.06	386.49
	16322PA0050126	Rating Area 4	Tobacco User/Non-Tobacco User	41	384.14	393.75
	16322PA0050126	Rating Area 4	Tobacco User/Non-Tobacco User	42	390.93	400.70
	16322PA0050126	Rating Area 4	Tobacco User/Non-Tobacco User	43	400.37	410.38
	16322PA0050126	Rating Area 4	Tobacco User/Non-Tobacco User	44	412.17	422.48
	16322PA0050126	Rating Area 4	Tobacco User/Non-Tobacco User	45	426.04	436.69
	16322PA0050126	Rating Area 4	Tobacco User/Non-Tobacco User	46	442.56	453.62
	16322PA0050126	Rating Area 4	Tobacco User/Non-Tobacco User	47	461.15	472.68
	16322PA0050126	Rating Area 4	Tobacco User/Non-Tobacco User	48	482.39	494.45
	16322PA0050126	Rating Area 4	Tobacco User/Non-Tobacco User	49	503.34	515.92
	16322PA0050126	Rating Area 4	Tobacco User/Non-Tobacco User	50	526.94	540.11
	16322PA0050126	Rating Area 4	Tobacco User/Non-Tobacco User	51	550.25	564.01
	16322PA0050126	Rating Area 4	Tobacco User/Non-Tobacco User	52	575.92	590.32
	16322PA0050126	Rating Area 4	Tobacco User/Non-Tobacco User	53	601.88	616.93
	16322PA0050126	Rating Area 4	Tobacco User/Non-Tobacco User	54	629.91	645.66
	16322PA0050126	Rating Area 4	Tobacco User/Non-Tobacco User	55	657.94	674.39
	16322PA0050126	Rating Area 4	Tobacco User/Non-Tobacco User	56	688.33	705.54
	16322PA0050126	Rating Area 4	Tobacco User/Non-Tobacco User	57	719.01	736.99
	16322PA0050126	Rating Area 4	Tobacco User/Non-Tobacco User	58	751.76	770.56
	16322PA0050126	Rating Area 4	Tobacco User/Non-Tobacco User	59	767.99	787.19
	16322PA0050126	Rating Area 4	Tobacco User/Non-Tobacco User	60	800.74	820.76
	16322PA0050126	Rating Area 4	Tobacco User/Non-Tobacco User	61	829.06	849.79
	16322PA0050126	Rating Area 4	Tobacco User/Non-Tobacco User	62	847.65	868.84
	16322PA0050126	Rating Area 4	Tobacco User/Non-Tobacco User	63	870.96	892.73
	16322PA0050126	Rating Area 4	Tobacco User/Non-Tobacco User	64 and over	885.12	907.25
	16322PA0050126	Rating Area 5	Tobacco User/Non-Tobacco User	0-14	225.71	225.71
	16322PA0050126	Rating Area 5	Tobacco User/Non-Tobacco User	15	245.77	245.77
	16322PA0050126	Rating Area 5	Tobacco User/Non-Tobacco User	16	253.44	253.44

	16322PA0050126	Rating Area 5	Tobacco User/Non-Tobacco User	17	261.11	261.11
	16322PA0050126	Rating Area 5	Tobacco User/Non-Tobacco User	18	269.37	269.37
	16322PA0050126	Rating Area 5	Tobacco User/Non-Tobacco User	19	277.63	277.63
	16322PA0050126	Rating Area 5	Tobacco User/Non-Tobacco User	20	286.19	286.19
	16322PA0050126	Rating Area 5	Tobacco User/Non-Tobacco User	21	295.04	302.42
	16322PA0050126	Rating Area 5	Tobacco User/Non-Tobacco User	22	295.04	302.42
	16322PA0050126	Rating Area 5	Tobacco User/Non-Tobacco User	23	295.04	302.42
	16322PA0050126	Rating Area 5	Tobacco User/Non-Tobacco User	24	295.04	302.42
	16322PA0050126	Rating Area 5	Tobacco User/Non-Tobacco User	25	296.22	303.63
	16322PA0050126	Rating Area 5	Tobacco User/Non-Tobacco User	26	302.12	309.67
	16322PA0050126	Rating Area 5	Tobacco User/Non-Tobacco User	27	309.20	316.93
	16322PA0050126	Rating Area 5	Tobacco User/Non-Tobacco User	28	320.71	328.73
	16322PA0050126	Rating Area 5	Tobacco User/Non-Tobacco User	29	330.15	338.40
	16322PA0050126	Rating Area 5	Tobacco User/Non-Tobacco User	30	334.87	343.24
	16322PA0050126	Rating Area 5	Tobacco User/Non-Tobacco User	31	341.95	350.50
	16322PA0050126	Rating Area 5	Tobacco User/Non-Tobacco User	32	349.03	357.76
	16322PA0050126	Rating Area 5	Tobacco User/Non-Tobacco User	33	353.46	362.29
	16322PA0050126	Rating Area 5	Tobacco User/Non-Tobacco User	34	358.18	367.13
	16322PA0050126	Rating Area 5	Tobacco User/Non-Tobacco User	35	360.54	369.55
	16322PA0050126	Rating Area 5	Tobacco User/Non-Tobacco User	36	362.90	371.97
	16322PA0050126	Rating Area 5	Tobacco User/Non-Tobacco User	37	365.26	374.39
	16322PA0050126	Rating Area 5	Tobacco User/Non-Tobacco User	38	367.62	376.81
	16322PA0050126	Rating Area 5	Tobacco User/Non-Tobacco User	39	372.34	381.65
	16322PA0050126	Rating Area 5	Tobacco User/Non-Tobacco User	40	377.06	386.49
	16322PA0050126	Rating Area 5	Tobacco User/Non-Tobacco User	41	384.14	393.75
	16322PA0050126	Rating Area 5	Tobacco User/Non-Tobacco User	42	390.93	400.70
	16322PA0050126	Rating Area 5	Tobacco User/Non-Tobacco User	43	400.37	410.38
	16322PA0050126	Rating Area 5	Tobacco User/Non-Tobacco User	44	412.17	422.48
	16322PA0050126	Rating Area 5	Tobacco User/Non-Tobacco User	45	426.04	436.69
	16322PA0050126	Rating Area 5	Tobacco User/Non-Tobacco User	46	442.56	453.62
	16322PA0050126	Rating Area 5	Tobacco User/Non-Tobacco User	47	461.15	472.68
	16322PA0050126	Rating Area 5	Tobacco User/Non-Tobacco User	48	482.39	494.45
	16322PA0050126	Rating Area 5	Tobacco User/Non-Tobacco User	49	503.34	515.92
	16322PA0050126	Rating Area 5	Tobacco User/Non-Tobacco User	50	526.94	540.11
	16322PA0050126	Rating Area 5	Tobacco User/Non-Tobacco User	51	550.25	564.01
	16322PA0050126	Rating Area 5	Tobacco User/Non-Tobacco User	52	575.92	590.32
	16322PA0050126	Rating Area 5	Tobacco User/Non-Tobacco User	53	601.88	616.93
	16322PA0050126	Rating Area 5	Tobacco User/Non-Tobacco User	54	629.91	645.66
	16322PA0050126	Rating Area 5	Tobacco User/Non-Tobacco User	55	657.94	674.39
	16322PA0050126	Rating Area 5	Tobacco User/Non-Tobacco User	56	688.33	705.54
	16322PA0050126	Rating Area 5	Tobacco User/Non-Tobacco User	57	719.01	736.99
	16322PA0050126	Rating Area 5	Tobacco User/Non-Tobacco User	58	751.76	770.56
	16322PA0050126	Rating Area 5	Tobacco User/Non-Tobacco User	59	767.99	787.19
	16322PA0050126	Rating Area 5	Tobacco User/Non-Tobacco User	60	800.74	820.76
	16322PA0050126	Rating Area 5	Tobacco User/Non-Tobacco User	61	829.06	849.79
	16322PA0050126	Rating Area 5	Tobacco User/Non-Tobacco User	62	847.65	868.84
	16322PA0050126	Rating Area 5	Tobacco User/Non-Tobacco User	63	870.96	892.73
	16322PA0050126	Rating Area 5	Tobacco User/Non-Tobacco User	64 and over	885.12	907.25
	16322PA0050127	Rating Area 1	Tobacco User/Non-Tobacco User	0-14	235.31	235.31
	16322PA0050127	Rating Area 1	Tobacco User/Non-Tobacco User	15	256.23	256.23
	16322PA0050127	Rating Area 1	Tobacco User/Non-Tobacco User	16	264.23	264.23
	16322PA0050127	Rating Area 1	Tobacco User/Non-Tobacco User	17	272.23	272.23
	16322PA0050127	Rating Area 1	Tobacco User/Non-Tobacco User	18	280.84	280.84
	16322PA0050127	Rating Area 1	Tobacco User/Non-Tobacco User	19	289.45	289.45
	16322PA0050127	Rating Area 1	Tobacco User/Non-Tobacco User	20	298.37	298.37
	16322PA0050127	Rating Area 1	Tobacco User/Non-Tobacco User	21	307.60	315.29
	16322PA0050127	Rating Area 1	Tobacco User/Non-Tobacco User	22	307.60	315.29
	16322PA0050127	Rating Area 1	Tobacco User/Non-Tobacco User	23	307.60	315.29
	16322PA0050127	Rating Area 1	Tobacco User/Non-Tobacco User	24	307.60	315.29
	16322PA0050127	Rating Area 1	Tobacco User/Non-Tobacco User	25	308.83	316.55
	16322PA0050127	Rating Area 1	Tobacco User/Non-Tobacco User	26	314.98	322.86
	16322PA0050127	Rating Area 1	Tobacco User/Non-Tobacco User	27	322.36	330.42
	16322PA0050127	Rating Area 1	Tobacco User/Non-Tobacco User	28	334.36	342.72
	16322PA0050127	Rating Area 1	Tobacco User/Non-Tobacco User	29	344.20	352.81
	16322PA0050127	Rating Area 1	Tobacco User/Non-Tobacco User	30	349.13	357.85
	16322PA0050127	Rating Area 1	Tobacco User/Non-Tobacco User	31	356.51	365.42
	16322PA0050127	Rating Area 1	Tobacco User/Non-Tobacco User	32	363.89	372.99
	16322PA0050127	Rating Area 1	Tobacco User/Non-Tobacco User	33	368.50	377.72
	16322PA0050127	Rating Area 1	Tobacco User/Non-Tobacco User	34	373.43	382.76
	16322PA0050127	Rating Area 1	Tobacco User/Non-Tobacco User	35	375.89	385.28
	16322PA0050127	Rating Area 1	Tobacco User/Non-Tobacco User	36	378.35	387.81
	16322PA0050127	Rating Area 1	Tobacco User/Non-Tobacco User	37	380.81	390.33
	16322PA0050127	Rating Area 1	Tobacco User/Non-Tobacco User	38	383.27	392.85
	16322PA0050127	Rating Area 1	Tobacco User/Non-Tobacco User	39	388.19	397.90
	16322PA0050127	Rating Area 1	Tobacco User/Non-Tobacco User	40	393.11	402.94
	16322PA0050127	Rating Area 1	Tobacco User/Non-Tobacco User	41	400.50	410.51
	16322PA0050127	Rating Area 1	Tobacco User/Non-Tobacco User	42	407.57	417.76
	16322PA0050127	Rating Area 1	Tobacco User/Non-Tobacco User	43	417.41	427.85
	16322PA0050127	Rating Area 1	Tobacco User/Non-Tobacco User	44	429.72	440.46
	16322PA0050127	Rating Area 1	Tobacco User/Non-Tobacco User	45	444.17	455.28
	16322PA0050127	Rating Area 1	Tobacco User/Non-Tobacco User	46	461.40	472.94
	16322PA0050127	Rating Area 1	Tobacco User/Non-Tobacco User	47	480.78	492.80
	16322PA0050127	Rating Area 1	Tobacco User/Non-Tobacco User	48	502.93	515.50
	16322PA0050127	Rating Area 1	Tobacco User/Non-Tobacco User	49	524.77	537.88
	16322PA0050127	Rating Area 1	Tobacco User/Non-Tobacco User	50	549.37	563.11
	16322PA0050127	Rating Area 1	Tobacco User/Non-Tobacco User	51	573.67	588.02
	16322PA0050127	Rating Area 1	Tobacco User/Non-Tobacco User	52	600.44	615.45
	16322PA0050127	Rating Area 1	Tobacco User/Non-Tobacco User	53	627.50	643.19
	16322PA0050127	Rating Area 1	Tobacco User/Non-Tobacco User	54	656.73	673.14
	16322PA0050127	Rating Area 1	Tobacco User/Non-Tobacco User	55	685.95	703.10
	16322PA0050127	Rating Area 1	Tobacco User/Non-Tobacco User	56	717.63	735.57
	16322PA0050127	Rating Area 1	Tobacco User/Non-Tobacco User	57	749.62	768.36
	16322PA0050127	Rating Area 1	Tobacco User/Non-Tobacco User	58	783.76	803.36
	16322PA0050127	Rating Area 1	Tobacco User/Non-Tobacco User	59	800.68	820.70
	16322PA0050127	Rating Area 1	Tobacco User/Non-Tobacco User	60	834.83	855.70
	16322PA0050127	Rating Area 1	Tobacco User/Non-Tobacco User	61	864.36	885.96
	16322PA0050127	Rating Area 1	Tobacco User/Non-Tobacco User	62	883.73	905.83
	16322PA0050127	Rating Area 1	Tobacco User/Non-Tobacco User	63	908.04	930.74
	16322PA0050127	Rating Area 1	Tobacco User/Non-Tobacco User	64 and over	922.80	945.87
	16322PA0050127	Rating Area 3	Tobacco User/Non-Tobacco User	0-14	311.78	311.78
	16322PA0050127	Rating Area 3	Tobacco User/Non-Tobacco User	15	339.50	339.50
	16322PA0050127	Rating Area 3	Tobacco User/Non-Tobacco User	16	350.09	350.09
	16322PA0050127	Rating Area 3	Tobacco User/Non-Tobacco User	17	360.69	360.69
	16322PA0050127	Rating Area 3	Tobacco User/Non-Tobacco User	18	372.10	372.10
	16322PA0050127	Rating Area 3	Tobacco User/Non-Tobacco User	19	383.51	383.51
	16322PA0050127	Rating Area 3	Tobacco User/Non-Tobacco User	20	395.33	395.33
	16322PA0050127	Rating Area 3	Tobacco User/Non-Tobacco User	21	407.56	417.75
	16322PA0050127	Rating Area 3	Tobacco User/Non-Tobacco User	22	407.56	417.75
	16322PA0050127	Rating Area 3	Tobacco User/Non-Tobacco User	23	407.56	417.75
	16322PA0050127	Rating Area 3	Tobacco User/Non-Tobacco User	24	407.56	417.75
	16322PA0050127	Rating Area 3	Tobacco User/Non-Tobacco User	25	409.19	419.42
	16322PA0050127	Rating Area 3	Tobacco User/Non-Tobacco User	26	417.34	427.77
	16322PA0050127	Rating Area 3	Tobacco User/Non-Tobacco User	27	427.12	437.80
	16322PA0050127	Rating Area 3	Tobacco User/Non-Tobacco User	28	443.02	454.09
	16322PA0050127	Rating Area 3	Tobacco User/Non-Tobacco User	29	456.06	467.46
	16322PA0050127	Rating Area 3	Tobacco User/Non-Tobacco User	30	462.58	474.15
	16322PA0050127	Rating Area 3	Tobacco User/Non-Tobacco User	31	472.36	484.17
	16322PA0050127	Rating Area 3	Tobacco User/Non-Tobacco User	32	482.14	494.20
	16322PA0050127	Rating Area 3	Tobacco User/Non-Tobacco User	33	488.26	500.46
	16322PA0050127	Rating Area 3	Tobacco User/Non-Tobacco User	34	494.78	507.15
	16322PA0050127	Rating Area 3	Tobacco User/Non-Tobacco User	35	498.04	510.49
	16322PA0050127	Rating Area 3	Tobacco User/Non-Tobacco User	36	501.30	513.83
	16322PA0050127	Rating Area 3	Tobacco User/Non-Tobacco User	37	504.56	517.17
	16322PA0050127	Rating Area 3	Tobacco User/Non-Tobacco User	38	507.82	520.52
	16322PA0050127	Rating Area 3	Tobacco User/Non-Tobacco User	39	514.34	527.20
	16322PA0050127	Rating Area 3	Tobacco User/Non-Tobacco User	40	520.86	533.88
	16322PA0050127	Rating Area 3	Tobacco User/Non-Tobacco User	41	530.64	543.91
	16322PA0050127	Rating Area 3	Tobacco User/Non-Tobacco User	42	540.02	553.52
	16322PA0050127	Rating Area 3	Tobacco User/Non-Tobacco User	43	553.06	566.89
	16322PA0050127	Rating Area 3	Tobacco User/Non-Tobacco User	44	569.36	583.60

	16322PA0050127	Rating Area 3	Tobacco User/Non-Tobacco User	45	588.52	603.23
	16322PA0050127	Rating Area 3	Tobacco User/Non-Tobacco User	46	611.34	626.62
	16322PA0050127	Rating Area 3	Tobacco User/Non-Tobacco User	47	637.02	652.94
	16322PA0050127	Rating Area 3	Tobacco User/Non-Tobacco User	48	666.36	683.02
	16322PA0050127	Rating Area 3	Tobacco User/Non-Tobacco User	49	695.30	712.68
	16322PA0050127	Rating Area 3	Tobacco User/Non-Tobacco User	50	727.90	746.10
	16322PA0050127	Rating Area 3	Tobacco User/Non-Tobacco User	51	760.10	779.10
	16322PA0050127	Rating Area 3	Tobacco User/Non-Tobacco User	52	795.56	815.45
	16322PA0050127	Rating Area 3	Tobacco User/Non-Tobacco User	53	831.42	852.21
	16322PA0050127	Rating Area 3	Tobacco User/Non-Tobacco User	54	870.14	891.89
	16322PA0050127	Rating Area 3	Tobacco User/Non-Tobacco User	55	908.86	931.58
	16322PA0050127	Rating Area 3	Tobacco User/Non-Tobacco User	56	950.84	974.61
	16322PA0050127	Rating Area 3	Tobacco User/Non-Tobacco User	57	993.22	1018.05
	16322PA0050127	Rating Area 3	Tobacco User/Non-Tobacco User	58	1038.46	1064.42
	16322PA0050127	Rating Area 3	Tobacco User/Non-Tobacco User	59	1060.88	1087.40
	16322PA0050127	Rating Area 3	Tobacco User/Non-Tobacco User	60	1106.12	1133.77
	16322PA0050127	Rating Area 3	Tobacco User/Non-Tobacco User	61	1145.24	1173.87
	16322PA0050127	Rating Area 3	Tobacco User/Non-Tobacco User	62	1170.92	1200.19
	16322PA0050127	Rating Area 3	Tobacco User/Non-Tobacco User	63	1203.12	1233.20
	16322PA0050127	Rating Area 3	Tobacco User/Non-Tobacco User	64 and over	1222.68	1253.25
	16322PA0050127	Rating Area 4	Tobacco User/Non-Tobacco User	0-14	235.31	235.31
	16322PA0050127	Rating Area 4	Tobacco User/Non-Tobacco User	15	256.23	256.23
	16322PA0050127	Rating Area 4	Tobacco User/Non-Tobacco User	16	264.23	264.23
	16322PA0050127	Rating Area 4	Tobacco User/Non-Tobacco User	17	272.23	272.23
	16322PA0050127	Rating Area 4	Tobacco User/Non-Tobacco User	18	280.84	280.84
	16322PA0050127	Rating Area 4	Tobacco User/Non-Tobacco User	19	289.45	289.45
	16322PA0050127	Rating Area 4	Tobacco User/Non-Tobacco User	20	298.37	298.37
	16322PA0050127	Rating Area 4	Tobacco User/Non-Tobacco User	21	307.60	315.29
	16322PA0050127	Rating Area 4	Tobacco User/Non-Tobacco User	22	307.60	315.29
	16322PA0050127	Rating Area 4	Tobacco User/Non-Tobacco User	23	307.60	315.29
	16322PA0050127	Rating Area 4	Tobacco User/Non-Tobacco User	24	307.60	315.29
	16322PA0050127	Rating Area 4	Tobacco User/Non-Tobacco User	25	308.83	316.55
	16322PA0050127	Rating Area 4	Tobacco User/Non-Tobacco User	26	314.98	322.86
	16322PA0050127	Rating Area 4	Tobacco User/Non-Tobacco User	27	322.36	330.42
	16322PA0050127	Rating Area 4	Tobacco User/Non-Tobacco User	28	334.36	342.72
	16322PA0050127	Rating Area 4	Tobacco User/Non-Tobacco User	29	344.20	352.81
	16322PA0050127	Rating Area 4	Tobacco User/Non-Tobacco User	30	349.13	357.85
	16322PA0050127	Rating Area 4	Tobacco User/Non-Tobacco User	31	356.51	365.42
	16322PA0050127	Rating Area 4	Tobacco User/Non-Tobacco User	32	363.89	372.99
	16322PA0050127	Rating Area 4	Tobacco User/Non-Tobacco User	33	368.50	377.72
	16322PA0050127	Rating Area 4	Tobacco User/Non-Tobacco User	34	373.43	382.76
	16322PA0050127	Rating Area 4	Tobacco User/Non-Tobacco User	35	375.89	385.28
	16322PA0050127	Rating Area 4	Tobacco User/Non-Tobacco User	36	378.35	387.81
	16322PA0050127	Rating Area 4	Tobacco User/Non-Tobacco User	37	380.81	390.33
	16322PA0050127	Rating Area 4	Tobacco User/Non-Tobacco User	38	383.27	392.85
	16322PA0050127	Rating Area 4	Tobacco User/Non-Tobacco User	39	388.19	397.90
	16322PA0050127	Rating Area 4	Tobacco User/Non-Tobacco User	40	393.11	402.94
	16322PA0050127	Rating Area 4	Tobacco User/Non-Tobacco User	41	400.50	410.51
	16322PA0050127	Rating Area 4	Tobacco User/Non-Tobacco User	42	407.57	417.76
	16322PA0050127	Rating Area 4	Tobacco User/Non-Tobacco User	43	417.41	427.85
	16322PA0050127	Rating Area 4	Tobacco User/Non-Tobacco User	44	429.72	440.46
	16322PA0050127	Rating Area 4	Tobacco User/Non-Tobacco User	45	444.17	455.28
	16322PA0050127	Rating Area 4	Tobacco User/Non-Tobacco User	46	461.40	472.94
	16322PA0050127	Rating Area 4	Tobacco User/Non-Tobacco User	47	480.78	492.80
	16322PA0050127	Rating Area 4	Tobacco User/Non-Tobacco User	48	502.93	515.50
	16322PA0050127	Rating Area 4	Tobacco User/Non-Tobacco User	49	524.77	537.88
	16322PA0050127	Rating Area 4	Tobacco User/Non-Tobacco User	50	549.37	563.11
	16322PA0050127	Rating Area 4	Tobacco User/Non-Tobacco User	51	573.67	588.02
	16322PA0050127	Rating Area 4	Tobacco User/Non-Tobacco User	52	600.44	615.45
	16322PA0050127	Rating Area 4	Tobacco User/Non-Tobacco User	53	627.50	643.19
	16322PA0050127	Rating Area 4	Tobacco User/Non-Tobacco User	54	656.73	673.14
	16322PA0050127	Rating Area 4	Tobacco User/Non-Tobacco User	55	685.95	703.10
	16322PA0050127	Rating Area 4	Tobacco User/Non-Tobacco User	56	717.63	735.57
	16322PA0050127	Rating Area 4	Tobacco User/Non-Tobacco User	57	749.62	768.36
	16322PA0050127	Rating Area 4	Tobacco User/Non-Tobacco User	58	783.76	803.36
	16322PA0050127	Rating Area 4	Tobacco User/Non-Tobacco User	59	800.68	820.70
	16322PA0050127	Rating Area 4	Tobacco User/Non-Tobacco User	60	834.83	855.70
	16322PA0050127	Rating Area 4	Tobacco User/Non-Tobacco User	61	864.36	885.96
	16322PA0050127	Rating Area 4	Tobacco User/Non-Tobacco User	62	883.73	905.83
	16322PA0050127	Rating Area 4	Tobacco User/Non-Tobacco User	63	908.04	930.74
	16322PA0050127	Rating Area 4	Tobacco User/Non-Tobacco User	64 and over	922.80	945.87
	16322PA0050127	Rating Area 5	Tobacco User/Non-Tobacco User	0-14	235.31	235.31
	16322PA0050127	Rating Area 5	Tobacco User/Non-Tobacco User	15	256.23	256.23
	16322PA0050127	Rating Area 5	Tobacco User/Non-Tobacco User	16	264.23	264.23
	16322PA0050127	Rating Area 5	Tobacco User/Non-Tobacco User	17	272.23	272.23
	16322PA0050127	Rating Area 5	Tobacco User/Non-Tobacco User	18	280.84	280.84
	16322PA0050127	Rating Area 5	Tobacco User/Non-Tobacco User	19	289.45	289.45
	16322PA0050127	Rating Area 5	Tobacco User/Non-Tobacco User	20	298.37	298.37
	16322PA0050127	Rating Area 5	Tobacco User/Non-Tobacco User	21	307.60	315.29
	16322PA0050127	Rating Area 5	Tobacco User/Non-Tobacco User	22	307.60	315.29
	16322PA0050127	Rating Area 5	Tobacco User/Non-Tobacco User	23	307.60	315.29
	16322PA0050127	Rating Area 5	Tobacco User/Non-Tobacco User	24	307.60	315.29
	16322PA0050127	Rating Area 5	Tobacco User/Non-Tobacco User	25	308.83	316.55
	16322PA0050127	Rating Area 5	Tobacco User/Non-Tobacco User	26	314.98	322.86
	16322PA0050127	Rating Area 5	Tobacco User/Non-Tobacco User	27	322.36	330.42
	16322PA0050127	Rating Area 5	Tobacco User/Non-Tobacco User	28	334.36	342.72
	16322PA0050127	Rating Area 5	Tobacco User/Non-Tobacco User	29	344.20	352.81
	16322PA0050127	Rating Area 5	Tobacco User/Non-Tobacco User	30	349.13	357.85
	16322PA0050127	Rating Area 5	Tobacco User/Non-Tobacco User	31	356.51	365.42
	16322PA0050127	Rating Area 5	Tobacco User/Non-Tobacco User	32	363.89	372.99
	16322PA0050127	Rating Area 5	Tobacco User/Non-Tobacco User	33	368.50	377.72
	16322PA0050127	Rating Area 5	Tobacco User/Non-Tobacco User	34	373.43	382.76
	16322PA0050127	Rating Area 5	Tobacco User/Non-Tobacco User	35	375.89	385.28
	16322PA0050127	Rating Area 5	Tobacco User/Non-Tobacco User	36	378.35	387.81
	16322PA0050127	Rating Area 5	Tobacco User/Non-Tobacco User	37	380.81	390.33
	16322PA0050127	Rating Area 5	Tobacco User/Non-Tobacco User	38	383.27	392.85
	16322PA0050127	Rating Area 5	Tobacco User/Non-Tobacco User	39	388.19	397.90
	16322PA0050127	Rating Area 5	Tobacco User/Non-Tobacco User	40	393.11	402.94
	16322PA0050127	Rating Area 5	Tobacco User/Non-Tobacco User	41	400.50	410.51
	16322PA0050127	Rating Area 5	Tobacco User/Non-Tobacco User	42	407.57	417.76
	16322PA0050127	Rating Area 5	Tobacco User/Non-Tobacco User	43	417.41	427.85
	16322PA0050127	Rating Area 5	Tobacco User/Non-Tobacco User	44	429.72	440.46
	16322PA0050127	Rating Area 5	Tobacco User/Non-Tobacco User	45	444.17	455.28
	16322PA0050127	Rating Area 5	Tobacco User/Non-Tobacco User	46	461.40	472.94
	16322PA0050127	Rating Area 5	Tobacco User/Non-Tobacco User	47	480.78	492.80
	16322PA0050127	Rating Area 5	Tobacco User/Non-Tobacco User	48	502.93	515.50
	16322PA0050127	Rating Area 5	Tobacco User/Non-Tobacco User	49	524.77	537.88
	16322PA0050127	Rating Area 5	Tobacco User/Non-Tobacco User	50	549.37	563.11
	16322PA0050127	Rating Area 5	Tobacco User/Non-Tobacco User	51	573.67	588.02
	16322PA0050127	Rating Area 5	Tobacco User/Non-Tobacco User	52	600.44	615.45
	16322PA0050127	Rating Area 5	Tobacco User/Non-Tobacco User	53	627.50	643.19
	16322PA0050127	Rating Area 5	Tobacco User/Non-Tobacco User	54	656.73	673.14
	16322PA0050127	Rating Area 5	Tobacco User/Non-Tobacco User	55	685.95	703.10
	16322PA0050127	Rating Area 5	Tobacco User/Non-Tobacco User	56	717.63	735.57
	16322PA0050127	Rating Area 5	Tobacco User/Non-Tobacco User	57	749.62	768.36
	16322PA0050127	Rating Area 5	Tobacco User/Non-Tobacco User	58	783.76	803.36
	16322PA0050127	Rating Area 5	Tobacco User/Non-Tobacco User	59	800.68	820.70
	16322PA0050127	Rating Area 5	Tobacco User/Non-Tobacco User	60	834.83	855.70
	16322PA0050127	Rating Area 5	Tobacco User/Non-Tobacco User	61	864.36	885.96
	16322PA0050127	Rating Area 5	Tobacco User/Non-Tobacco User	62	883.73	905.83
	16322PA0050127	Rating Area 5	Tobacco User/Non-Tobacco User	63	908.04	930.74
	16322PA0050127	Rating Area 5	Tobacco User/Non-Tobacco User	64 and over	922.80	945.87
	16322PA0050128	Rating Area 1	Tobacco User/Non-Tobacco User	0-14	189.90	189.90
	16322PA0050128	Rating Area 1	Tobacco User/Non-Tobacco User	15	206.78	206.78
	16322PA0050128	Rating Area 1	Tobacco User/Non-Tobacco User	16	213.23	213.23
	16322PA0050128	Rating Area 1	Tobacco User/Non-Tobacco User	17	219.68	219.68
	16322PA0050128	Rating Area 1	Tobacco User/Non-Tobacco User	18	226.63	226.63
	16322PA0050128	Rating Area 1	Tobacco User/Non-Tobacco User	19	233.58	233.58
	16322PA0050128	Rating Area 1	Tobacco User/Non-Tobacco User	20	240.78	240.78
	16322PA0050128	Rating Area 1	Tobacco User/Non-Tobacco User	21	248.23	254.44

	16322PA0050128	Rating Area 1	Tobacco User/Non-Tobacco User	22	248.23	254.44
	16322PA0050128	Rating Area 1	Tobacco User/Non-Tobacco User	23	248.23	254.44
	16322PA0050128	Rating Area 1	Tobacco User/Non-Tobacco User	24	248.23	254.44
	16322PA0050128	Rating Area 1	Tobacco User/Non-Tobacco User	25	249.22	255.45
	16322PA0050128	Rating Area 1	Tobacco User/Non-Tobacco User	26	254.19	260.54
	16322PA0050128	Rating Area 1	Tobacco User/Non-Tobacco User	27	260.15	266.65
	16322PA0050128	Rating Area 1	Tobacco User/Non-Tobacco User	28	269.83	276.57
	16322PA0050128	Rating Area 1	Tobacco User/Non-Tobacco User	29	277.77	284.71
	16322PA0050128	Rating Area 1	Tobacco User/Non-Tobacco User	30	281.74	288.78
	16322PA0050128	Rating Area 1	Tobacco User/Non-Tobacco User	31	287.70	294.89
	16322PA0050128	Rating Area 1	Tobacco User/Non-Tobacco User	32	293.66	301.00
	16322PA0050128	Rating Area 1	Tobacco User/Non-Tobacco User	33	297.38	304.81
	16322PA0050128	Rating Area 1	Tobacco User/Non-Tobacco User	34	301.35	308.89
	16322PA0050128	Rating Area 1	Tobacco User/Non-Tobacco User	35	303.34	310.92
	16322PA0050128	Rating Area 1	Tobacco User/Non-Tobacco User	36	305.32	312.96
	16322PA0050128	Rating Area 1	Tobacco User/Non-Tobacco User	37	307.31	314.99
	16322PA0050128	Rating Area 1	Tobacco User/Non-Tobacco User	38	309.29	317.03
	16322PA0050128	Rating Area 1	Tobacco User/Non-Tobacco User	39	313.27	321.10
	16322PA0050128	Rating Area 1	Tobacco User/Non-Tobacco User	40	317.24	325.17
	16322PA0050128	Rating Area 1	Tobacco User/Non-Tobacco User	41	323.20	331.28
	16322PA0050128	Rating Area 1	Tobacco User/Non-Tobacco User	42	328.90	337.13
	16322PA0050128	Rating Area 1	Tobacco User/Non-Tobacco User	43	336.85	345.27
	16322PA0050128	Rating Area 1	Tobacco User/Non-Tobacco User	44	346.78	355.45
	16322PA0050128	Rating Area 1	Tobacco User/Non-Tobacco User	45	358.44	367.41
	16322PA0050128	Rating Area 1	Tobacco User/Non-Tobacco User	46	372.35	381.65
	16322PA0050128	Rating Area 1	Tobacco User/Non-Tobacco User	47	387.98	397.68
	16322PA0050128	Rating Area 1	Tobacco User/Non-Tobacco User	48	405.86	416.00
	16322PA0050128	Rating Area 1	Tobacco User/Non-Tobacco User	49	423.48	434.07
	16322PA0050128	Rating Area 1	Tobacco User/Non-Tobacco User	50	443.34	454.42
	16322PA0050128	Rating Area 1	Tobacco User/Non-Tobacco User	51	462.95	474.52
	16322PA0050128	Rating Area 1	Tobacco User/Non-Tobacco User	52	484.54	496.66
	16322PA0050128	Rating Area 1	Tobacco User/Non-Tobacco User	53	506.39	519.05
	16322PA0050128	Rating Area 1	Tobacco User/Non-Tobacco User	54	529.97	543.22
	16322PA0050128	Rating Area 1	Tobacco User/Non-Tobacco User	55	553.55	567.39
	16322PA0050128	Rating Area 1	Tobacco User/Non-Tobacco User	56	579.12	593.60
	16322PA0050128	Rating Area 1	Tobacco User/Non-Tobacco User	57	604.94	620.06
	16322PA0050128	Rating Area 1	Tobacco User/Non-Tobacco User	58	632.49	648.30
	16322PA0050128	Rating Area 1	Tobacco User/Non-Tobacco User	59	646.14	662.30
	16322PA0050128	Rating Area 1	Tobacco User/Non-Tobacco User	60	673.70	690.54
	16322PA0050128	Rating Area 1	Tobacco User/Non-Tobacco User	61	697.53	714.96
	16322PA0050128	Rating Area 1	Tobacco User/Non-Tobacco User	62	713.16	730.99
	16322PA0050128	Rating Area 1	Tobacco User/Non-Tobacco User	63	732.77	751.09
	16322PA0050128	Rating Area 1	Tobacco User/Non-Tobacco User	64 and over	744.69	763.31
	16322PA0050128	Rating Area 4	Tobacco User/Non-Tobacco User	0-14	189.90	189.90
	16322PA0050128	Rating Area 4	Tobacco User/Non-Tobacco User	15	206.78	206.78
	16322PA0050128	Rating Area 4	Tobacco User/Non-Tobacco User	16	213.23	213.23
	16322PA0050128	Rating Area 4	Tobacco User/Non-Tobacco User	17	219.68	219.68
	16322PA0050128	Rating Area 4	Tobacco User/Non-Tobacco User	18	226.63	226.63
	16322PA0050128	Rating Area 4	Tobacco User/Non-Tobacco User	19	233.58	233.58
	16322PA0050128	Rating Area 4	Tobacco User/Non-Tobacco User	20	240.78	240.78
	16322PA0050128	Rating Area 4	Tobacco User/Non-Tobacco User	21	248.23	254.44
	16322PA0050128	Rating Area 4	Tobacco User/Non-Tobacco User	22	248.23	254.44
	16322PA0050128	Rating Area 4	Tobacco User/Non-Tobacco User	23	248.23	254.44
	16322PA0050128	Rating Area 4	Tobacco User/Non-Tobacco User	24	248.23	254.44
	16322PA0050128	Rating Area 4	Tobacco User/Non-Tobacco User	25	249.22	255.45
	16322PA0050128	Rating Area 4	Tobacco User/Non-Tobacco User	26	254.19	260.54
	16322PA0050128	Rating Area 4	Tobacco User/Non-Tobacco User	27	260.15	266.65
	16322PA0050128	Rating Area 4	Tobacco User/Non-Tobacco User	28	269.83	276.57
	16322PA0050128	Rating Area 4	Tobacco User/Non-Tobacco User	29	277.77	284.71
	16322PA0050128	Rating Area 4	Tobacco User/Non-Tobacco User	30	281.74	288.78
	16322PA0050128	Rating Area 4	Tobacco User/Non-Tobacco User	31	287.70	294.89
	16322PA0050128	Rating Area 4	Tobacco User/Non-Tobacco User	32	293.66	301.00
	16322PA0050128	Rating Area 4	Tobacco User/Non-Tobacco User	33	297.38	304.81
	16322PA0050128	Rating Area 4	Tobacco User/Non-Tobacco User	34	301.35	308.89
	16322PA0050128	Rating Area 4	Tobacco User/Non-Tobacco User	35	303.34	310.92
	16322PA0050128	Rating Area 4	Tobacco User/Non-Tobacco User	36	305.32	312.96
	16322PA0050128	Rating Area 4	Tobacco User/Non-Tobacco User	37	307.31	314.99
	16322PA0050128	Rating Area 4	Tobacco User/Non-Tobacco User	38	309.29	317.03
	16322PA0050128	Rating Area 4	Tobacco User/Non-Tobacco User	39	313.27	321.10
	16322PA0050128	Rating Area 4	Tobacco User/Non-Tobacco User	40	317.24	325.17
	16322PA0050128	Rating Area 4	Tobacco User/Non-Tobacco User	41	323.20	331.28
	16322PA0050128	Rating Area 4	Tobacco User/Non-Tobacco User	42	328.90	337.13
	16322PA0050128	Rating Area 4	Tobacco User/Non-Tobacco User	43	336.85	345.27
	16322PA0050128	Rating Area 4	Tobacco User/Non-Tobacco User	44	346.78	355.45
	16322PA0050128	Rating Area 4	Tobacco User/Non-Tobacco User	45	358.44	367.41
	16322PA0050128	Rating Area 4	Tobacco User/Non-Tobacco User	46	372.35	381.65
	16322PA0050128	Rating Area 4	Tobacco User/Non-Tobacco User	47	387.98	397.68
	16322PA0050128	Rating Area 4	Tobacco User/Non-Tobacco User	48	405.86	416.00
	16322PA0050128	Rating Area 4	Tobacco User/Non-Tobacco User	49	423.48	434.07
	16322PA0050128	Rating Area 4	Tobacco User/Non-Tobacco User	50	443.34	454.42
	16322PA0050128	Rating Area 4	Tobacco User/Non-Tobacco User	51	462.95	474.52
	16322PA0050128	Rating Area 4	Tobacco User/Non-Tobacco User	52	484.54	496.66
	16322PA0050128	Rating Area 4	Tobacco User/Non-Tobacco User	53	506.39	519.05
	16322PA0050128	Rating Area 4	Tobacco User/Non-Tobacco User	54	529.97	543.22
	16322PA0050128	Rating Area 4	Tobacco User/Non-Tobacco User	55	553.55	567.39
	16322PA0050128	Rating Area 4	Tobacco User/Non-Tobacco User	56	579.12	593.60
	16322PA0050128	Rating Area 4	Tobacco User/Non-Tobacco User	57	604.94	620.06
	16322PA0050128	Rating Area 4	Tobacco User/Non-Tobacco User	58	632.49	648.30
	16322PA0050128	Rating Area 4	Tobacco User/Non-Tobacco User	59	646.14	662.30
	16322PA0050128	Rating Area 4	Tobacco User/Non-Tobacco User	60	673.70	690.54
	16322PA0050128	Rating Area 4	Tobacco User/Non-Tobacco User	61	697.53	714.96
	16322PA0050128	Rating Area 4	Tobacco User/Non-Tobacco User	62	713.16	730.99
	16322PA0050128	Rating Area 4	Tobacco User/Non-Tobacco User	63	732.77	751.09
	16322PA0050128	Rating Area 4	Tobacco User/Non-Tobacco User	64 and over	744.69	763.31
	16322PA0050129	Rating Area 4	Tobacco User/Non-Tobacco User	0-14	238.58	238.58
	16322PA0050129	Rating Area 4	Tobacco User/Non-Tobacco User	15	259.79	259.79
	16322PA0050129	Rating Area 4	Tobacco User/Non-Tobacco User	16	267.90	267.90
	16322PA0050129	Rating Area 4	Tobacco User/Non-Tobacco User	17	276.00	276.00
	16322PA0050129	Rating Area 4	Tobacco User/Non-Tobacco User	18	284.74	284.74
	16322PA0050129	Rating Area 4	Tobacco User/Non-Tobacco User	19	293.47	293.47
	16322PA0050129	Rating Area 4	Tobacco User/Non-Tobacco User	20	302.51	302.51
	16322PA0050129	Rating Area 4	Tobacco User/Non-Tobacco User	21	311.87	319.67
	16322PA0050129	Rating Area 4	Tobacco User/Non-Tobacco User	22	311.87	319.67
	16322PA0050129	Rating Area 4	Tobacco User/Non-Tobacco User	23	311.87	319.67
	16322PA0050129	Rating Area 4	Tobacco User/Non-Tobacco User	24	311.87	319.67
	16322PA0050129	Rating Area 4	Tobacco User/Non-Tobacco User	25	313.12	320.95
	16322PA0050129	Rating Area 4	Tobacco User/Non-Tobacco User	26	319.35	327.34
	16322PA0050129	Rating Area 4	Tobacco User/Non-Tobacco User	27	326.84	335.01
	16322PA0050129	Rating Area 4	Tobacco User/Non-Tobacco User	28	339.00	347.48
	16322PA0050129	Rating Area 4	Tobacco User/Non-Tobacco User	29	348.98	357.71
	16322PA0050129	Rating Area 4	Tobacco User/Non-Tobacco User	30	353.97	362.82
	16322PA0050129	Rating Area 4	Tobacco User/Non-Tobacco User	31	361.46	370.49
	16322PA0050129	Rating Area 4	Tobacco User/Non-Tobacco User	32	368.94	378.17
	16322PA0050129	Rating Area 4	Tobacco User/Non-Tobacco User	33	373.62	382.96
	16322PA0050129	Rating Area 4	Tobacco User/Non-Tobacco User	34	378.61	388.08
	16322PA0050129	Rating Area 4	Tobacco User/Non-Tobacco User	35	381.11	390.63
	16322PA0050129	Rating Area 4	Tobacco User/Non-Tobacco User	36	383.60	393.19
	16322PA0050129	Rating Area 4	Tobacco User/Non-Tobacco User	37	386.10	395.75
	16322PA0050129	Rating Area 4	Tobacco User/Non-Tobacco User	38	388.59	398.30
	16322PA0050129	Rating Area 4	Tobacco User/Non-Tobacco User	39	393.58	403.42
	16322PA0050129	Rating Area 4	Tobacco User/Non-Tobacco User	40	398.57	408.53
	16322PA0050129	Rating Area 4	Tobacco User/Non-Tobacco User	41	406.05	416.21
	16322PA0050129	Rating Area 4	Tobacco User/Non-Tobacco User	42	413.23	423.56
	16322PA0050129	Rating Area 4	Tobacco User/Non-Tobacco User	43	423.21	433.79
	16322PA0050129	Rating Area 4	Tobacco User/Non-Tobacco User	44	435.68	446.57
	16322PA0050129	Rating Area 4	Tobacco User/Non-Tobacco User	45	450.34	461.60
	16322PA0050129	Rating Area 4	Tobacco User/Non-Tobacco User	46	467.81	479.50
	16322PA0050129	Rating Area 4	Tobacco User/Non-Tobacco User	47	487.45	499.64
	16322PA0050129	Rating Area 4	Tobacco User/Non-Tobacco User	48	509.91	522.66
	16322PA0050129	Rating Area 4	Tobacco User/Non-Tobacco User	49	532.05	545.35

	16322PA0050129	Rating Area 4	Tobacco User/Non-Tobacco User	50	557.00	570.92
	16322PA0050129	Rating Area 4	Tobacco User/Non-Tobacco User	51	581.64	596.18
	16322PA0050129	Rating Area 4	Tobacco User/Non-Tobacco User	52	608.77	623.99
	16322PA0050129	Rating Area 4	Tobacco User/Non-Tobacco User	53	636.21	652.12
	16322PA0050129	Rating Area 4	Tobacco User/Non-Tobacco User	54	665.84	682.49
	16322PA0050129	Rating Area 4	Tobacco User/Non-Tobacco User	55	695.47	712.86
	16322PA0050129	Rating Area 4	Tobacco User/Non-Tobacco User	56	727.59	745.78
	16322PA0050129	Rating Area 4	Tobacco User/Non-Tobacco User	57	760.03	779.03
	16322PA0050129	Rating Area 4	Tobacco User/Non-Tobacco User	58	794.64	814.51
	16322PA0050129	Rating Area 4	Tobacco User/Non-Tobacco User	59	811.80	832.09
	16322PA0050129	Rating Area 4	Tobacco User/Non-Tobacco User	60	846.42	867.58
	16322PA0050129	Rating Area 4	Tobacco User/Non-Tobacco User	61	876.35	898.26
	16322PA0050129	Rating Area 4	Tobacco User/Non-Tobacco User	62	896.00	918.40
	16322PA0050129	Rating Area 4	Tobacco User/Non-Tobacco User	63	920.64	943.66
	16322PA0050129	Rating Area 4	Tobacco User/Non-Tobacco User	64 and over	935.61	959.00
	16322PA0050130	Rating Area 4	Tobacco User/Non-Tobacco User	0-14	248.74	248.74
	16322PA0050130	Rating Area 4	Tobacco User/Non-Tobacco User	15	270.85	270.85
	16322PA0050130	Rating Area 4	Tobacco User/Non-Tobacco User	16	279.30	279.30
	16322PA0050130	Rating Area 4	Tobacco User/Non-Tobacco User	17	287.76	287.76
	16322PA0050130	Rating Area 4	Tobacco User/Non-Tobacco User	18	296.86	296.86
	16322PA0050130	Rating Area 4	Tobacco User/Non-Tobacco User	19	305.97	305.97
	16322PA0050130	Rating Area 4	Tobacco User/Non-Tobacco User	20	315.40	315.40
	16322PA0050130	Rating Area 4	Tobacco User/Non-Tobacco User	21	325.15	333.28
	16322PA0050130	Rating Area 4	Tobacco User/Non-Tobacco User	22	325.15	333.28
	16322PA0050130	Rating Area 4	Tobacco User/Non-Tobacco User	23	325.15	333.28
	16322PA0050130	Rating Area 4	Tobacco User/Non-Tobacco User	24	325.15	333.28
	16322PA0050130	Rating Area 4	Tobacco User/Non-Tobacco User	25	326.45	334.61
	16322PA0050130	Rating Area 4	Tobacco User/Non-Tobacco User	26	332.95	341.28
	16322PA0050130	Rating Area 4	Tobacco User/Non-Tobacco User	27	340.76	349.28
	16322PA0050130	Rating Area 4	Tobacco User/Non-Tobacco User	28	353.44	362.27
	16322PA0050130	Rating Area 4	Tobacco User/Non-Tobacco User	29	363.84	372.94
	16322PA0050130	Rating Area 4	Tobacco User/Non-Tobacco User	30	369.05	378.27
	16322PA0050130	Rating Area 4	Tobacco User/Non-Tobacco User	31	376.85	386.27
	16322PA0050130	Rating Area 4	Tobacco User/Non-Tobacco User	32	384.65	394.27
	16322PA0050130	Rating Area 4	Tobacco User/Non-Tobacco User	33	389.53	399.27
	16322PA0050130	Rating Area 4	Tobacco User/Non-Tobacco User	34	394.73	404.60
	16322PA0050130	Rating Area 4	Tobacco User/Non-Tobacco User	35	397.33	407.27
	16322PA0050130	Rating Area 4	Tobacco User/Non-Tobacco User	36	399.93	409.93
	16322PA0050130	Rating Area 4	Tobacco User/Non-Tobacco User	37	402.54	412.60
	16322PA0050130	Rating Area 4	Tobacco User/Non-Tobacco User	38	405.14	415.27
	16322PA0050130	Rating Area 4	Tobacco User/Non-Tobacco User	39	410.34	420.60
	16322PA0050130	Rating Area 4	Tobacco User/Non-Tobacco User	40	415.54	425.93
	16322PA0050130	Rating Area 4	Tobacco User/Non-Tobacco User	41	423.35	433.93
	16322PA0050130	Rating Area 4	Tobacco User/Non-Tobacco User	42	430.82	441.59
	16322PA0050130	Rating Area 4	Tobacco User/Non-Tobacco User	43	441.23	452.26
	16322PA0050130	Rating Area 4	Tobacco User/Non-Tobacco User	44	454.23	465.59
	16322PA0050130	Rating Area 4	Tobacco User/Non-Tobacco User	45	469.52	481.25
	16322PA0050130	Rating Area 4	Tobacco User/Non-Tobacco User	46	487.73	499.92
	16322PA0050130	Rating Area 4	Tobacco User/Non-Tobacco User	47	508.21	520.91
	16322PA0050130	Rating Area 4	Tobacco User/Non-Tobacco User	48	531.62	544.91
	16322PA0050130	Rating Area 4	Tobacco User/Non-Tobacco User	49	554.71	568.57
	16322PA0050130	Rating Area 4	Tobacco User/Non-Tobacco User	50	580.72	595.24
	16322PA0050130	Rating Area 4	Tobacco User/Non-Tobacco User	51	606.40	621.56
	16322PA0050130	Rating Area 4	Tobacco User/Non-Tobacco User	52	634.69	650.56
	16322PA0050130	Rating Area 4	Tobacco User/Non-Tobacco User	53	663.31	679.89
	16322PA0050130	Rating Area 4	Tobacco User/Non-Tobacco User	54	694.20	711.55
	16322PA0050130	Rating Area 4	Tobacco User/Non-Tobacco User	55	725.08	743.21
	16322PA0050130	Rating Area 4	Tobacco User/Non-Tobacco User	56	758.57	777.54
	16322PA0050130	Rating Area 4	Tobacco User/Non-Tobacco User	57	792.39	812.20
	16322PA0050130	Rating Area 4	Tobacco User/Non-Tobacco User	58	828.48	849.19
	16322PA0050130	Rating Area 4	Tobacco User/Non-Tobacco User	59	846.37	867.52
	16322PA0050130	Rating Area 4	Tobacco User/Non-Tobacco User	60	882.46	904.52
	16322PA0050130	Rating Area 4	Tobacco User/Non-Tobacco User	61	913.67	936.51
	16322PA0050130	Rating Area 4	Tobacco User/Non-Tobacco User	62	934.16	957.51
	16322PA0050130	Rating Area 4	Tobacco User/Non-Tobacco User	63	959.84	983.84
	16322PA0050130	Rating Area 4	Tobacco User/Non-Tobacco User	64 and over	975.45	999.84
	16322PA0050131	Rating Area 4	Tobacco User/Non-Tobacco User	0-14	200.73	200.73
	16322PA0050131	Rating Area 4	Tobacco User/Non-Tobacco User	15	218.57	218.57
	16322PA0050131	Rating Area 4	Tobacco User/Non-Tobacco User	16	225.39	225.39
	16322PA0050131	Rating Area 4	Tobacco User/Non-Tobacco User	17	232.22	232.22
	16322PA0050131	Rating Area 4	Tobacco User/Non-Tobacco User	18	239.56	239.56
	16322PA0050131	Rating Area 4	Tobacco User/Non-Tobacco User	19	246.91	246.91
	16322PA0050131	Rating Area 4	Tobacco User/Non-Tobacco User	20	254.52	254.52
	16322PA0050131	Rating Area 4	Tobacco User/Non-Tobacco User	21	262.39	268.95
	16322PA0050131	Rating Area 4	Tobacco User/Non-Tobacco User	22	262.39	268.95
	16322PA0050131	Rating Area 4	Tobacco User/Non-Tobacco User	23	262.39	268.95
	16322PA0050131	Rating Area 4	Tobacco User/Non-Tobacco User	24	262.39	268.95
	16322PA0050131	Rating Area 4	Tobacco User/Non-Tobacco User	25	263.44	270.03
	16322PA0050131	Rating Area 4	Tobacco User/Non-Tobacco User	26	268.69	275.40
	16322PA0050131	Rating Area 4	Tobacco User/Non-Tobacco User	27	274.98	281.86
	16322PA0050131	Rating Area 4	Tobacco User/Non-Tobacco User	28	285.22	292.35
	16322PA0050131	Rating Area 4	Tobacco User/Non-Tobacco User	29	293.61	300.95
	16322PA0050131	Rating Area 4	Tobacco User/Non-Tobacco User	30	297.81	305.26
	16322PA0050131	Rating Area 4	Tobacco User/Non-Tobacco User	31	304.11	311.71
	16322PA0050131	Rating Area 4	Tobacco User/Non-Tobacco User	32	310.41	318.17
	16322PA0050131	Rating Area 4	Tobacco User/Non-Tobacco User	33	314.34	322.20
	16322PA0050131	Rating Area 4	Tobacco User/Non-Tobacco User	34	318.54	326.50
	16322PA0050131	Rating Area 4	Tobacco User/Non-Tobacco User	35	320.64	328.66
	16322PA0050131	Rating Area 4	Tobacco User/Non-Tobacco User	36	322.74	330.81
	16322PA0050131	Rating Area 4	Tobacco User/Non-Tobacco User	37	324.84	332.96
	16322PA0050131	Rating Area 4	Tobacco User/Non-Tobacco User	38	326.94	335.11
	16322PA0050131	Rating Area 4	Tobacco User/Non-Tobacco User	39	331.14	339.41
	16322PA0050131	Rating Area 4	Tobacco User/Non-Tobacco User	40	335.33	343.72
	16322PA0050131	Rating Area 4	Tobacco User/Non-Tobacco User	41	341.63	350.17
	16322PA0050131	Rating Area 4	Tobacco User/Non-Tobacco User	42	347.67	356.36
	16322PA0050131	Rating Area 4	Tobacco User/Non-Tobacco User	43	356.06	364.96
	16322PA0050131	Rating Area 4	Tobacco User/Non-Tobacco User	44	366.56	375.72
	16322PA0050131	Rating Area 4	Tobacco User/Non-Tobacco User	45	378.89	388.36
	16322PA0050131	Rating Area 4	Tobacco User/Non-Tobacco User	46	393.59	403.42
	16322PA0050131	Rating Area 4	Tobacco User/Non-Tobacco User	47	410.12	420.37
	16322PA0050131	Rating Area 4	Tobacco User/Non-Tobacco User	48	429.01	439.73
	16322PA0050131	Rating Area 4	Tobacco User/Non-Tobacco User	49	447.64	458.83
	16322PA0050131	Rating Area 4	Tobacco User/Non-Tobacco User	50	468.63	480.34
	16322PA0050131	Rating Area 4	Tobacco User/Non-Tobacco User	51	489.36	501.59
	16322PA0050131	Rating Area 4	Tobacco User/Non-Tobacco User	52	512.19	524.99
	16322PA0050131	Rating Area 4	Tobacco User/Non-Tobacco User	53	535.28	548.66
	16322PA0050131	Rating Area 4	Tobacco User/Non-Tobacco User	54	560.20	574.21
	16322PA0050131	Rating Area 4	Tobacco User/Non-Tobacco User	55	585.13	599.76
	16322PA0050131	Rating Area 4	Tobacco User/Non-Tobacco User	56	612.16	627.46
	16322PA0050131	Rating Area 4	Tobacco User/Non-Tobacco User	57	639.44	655.43
	16322PA0050131	Rating Area 4	Tobacco User/Non-Tobacco User	58	668.57	685.28
	16322PA0050131	Rating Area 4	Tobacco User/Non-Tobacco User	59	683.00	700.08
	16322PA0050131	Rating Area 4	Tobacco User/Non-Tobacco User	60	712.13	729.93
	16322PA0050131	Rating Area 4	Tobacco User/Non-Tobacco User	61	737.32	755.75
	16322PA0050131	Rating Area 4	Tobacco User/Non-Tobacco User	62	753.85	772.69
	16322PA0050131	Rating Area 4	Tobacco User/Non-Tobacco User	63	774.58	793.94
	16322PA0050131	Rating Area 4	Tobacco User/Non-Tobacco User	64 and over	787.17	806.85



## Exhibit 1: Derivation of Projection Period MLR

Projected Paid Claims	Projected Net Amount of Risk Adjustment	Projected Quality Improvement Initiatives	Projected Taxes & Fees	Projected Premium	Loss Ratio
\$ 551,206,826.26	\$ (25,278,705.25)	\$ 5,958,900.00	\$ 622,664.06	\$ 715,860,219.97	<b>81.4%</b>

## Exhibit 2: Actual vs Pricing MLR & Member Months

	MLR		Member Months	
Calendar Year	Actual	Pricing	Actual	Pricing
2017	106.1%	89.1%	1,644,153	1,434,564
2018	86.1%	76.4%	1,628,027	1,522,308
2019	86.1%	87.9%	1,561,932	2,025,614



### Exhibit 3: Derivation of Age Calibration Factor

Age Band	Age Factor	Portion of Projected Enrl
0-14	0.765	5.49%
15	0.833	0.46%
16	0.859	0.50%
17	0.885	0.52%
18	0.913	0.54%
19	0.941	0.74%
20	0.970	0.91%
21	1.000	0.93%
22	1.000	1.05%
23	1.000	0.87%
24	1.000	0.76%
25	1.004	0.79%
26	1.024	1.28%
27	1.048	1.37%
28	1.087	1.48%
29	1.119	1.44%
30	1.135	1.56%
31	1.159	1.51%
32	1.183	1.47%
33	1.198	1.43%
34	1.214	1.38%
35	1.222	1.39%
36	1.23	1.45%
37	1.238	1.39%
38	1.246	1.41%
39	1.262	1.41%
40	1.278	1.47%
41	1.302	1.43%
42	1.325	1.42%
43	1.357	1.45%
44	1.397	1.35%
45	1.444	1.40%
46	1.5	1.45%
47	1.563	1.51%
48	1.635	1.56%
49	1.706	1.68%
50	1.786	2.03%
51	1.865	1.97%
52	1.952	2.04%
53	2.04	2.18%
54	2.135	2.25%
55	2.23	2.53%
56	2.333	2.78%
57	2.437	2.91%
58	2.548	3.10%
59	2.603	3.45%
60	2.714	3.95%
61	2.81	4.22%
62	2.873	5.13%
63	2.952	6.01%
64 and over	3	7.20%

Initial Age Factor:	1.900
3-child cap Adjustment:	0.997
Final Age Factor used:	<b>1.895</b>

## Exhibit 4: Derivation of Geographical Calibration Factor

Rating Areas	Portion of Projected Enrl	Proposed Factor
1	11.30%	0.966
2	1.20%	1.165
3	2.23%	1.280
4	68.57%	0.966
5	10.57%	0.966
6	1.12%	1.431
7	2.73%	1.455
9	2.27%	1.274

Calibration Factor
<b>1.001</b>

## Exhibit 5: Derivation of Annual Trend

### Entire ACA-compliant Individual Block

#### Base Data

##### Inpatient Hospital

YEAR	ALLOWED AMT	ADMIT CNT	ENROLLMENT	Unit Cost	UTILIZATION PTPM
2019	\$167,467,911	9,036	1,561,968	\$18,533.41	69.4
2020	\$169,938,605	8,393	1,440,458	\$20,248.11	69.9

##### Outpatient Hospital

YEAR	ALLOWED AMT	SERVICE CNT	ENROLLMENT	Unit Cost	UTILIZATION PTPM
2019	\$210,424,467	525,916	1,561,968	\$400.11	4,040.4
2020	\$204,718,773	489,135	1,440,458	\$418.53	4,074.8

##### Professional

YEAR	ALLOWED AMT	SERVICE CNT	ENROLLMENT	Unit Cost	UTILIZATION ADMIT PTPM
2019	\$141,055,674	1,653,302	1,561,968	\$85.32	12,701.7
2020	\$131,694,216	1,517,275	1,440,458	\$86.80	12,639.9

##### Other Medical

YEAR	ALLOWED AMT	SERVICE CNT	ENROLLMENT	Unit Cost	UTILIZATION PTPM
2019	\$100,957,696	57,663	1,561,968	\$1,750.82	443.0
2020	\$97,749,461	51,385	1,440,458	\$1,902.30	428.1

##### Prescription Drugs

YEAR	ALLOWED AMT	Prescriptions	ENROLLMENT	Unit Cost	UTILIZATION PTPM
2019	\$162,348,955	1,582,336	1,561,968	\$102.60	12,156.5
2020	\$161,881,315	1,404,421	1,440,458	\$115.27	11,699.8

##### Pediatric Dental

YEAR	ALLOWED AMT	SERVICE CNT	ENROLLMENT	Unit Cost	UTILIZATION PTPM
2019	\$1,155,856		1,561,968		
2020	\$1,339,592		1,440,458		

##### Pediatric Vision

YEAR	ALLOWED AMT	SERVICE CNT	ENROLLMENT	Unit Cost	UTILIZATION PTPM
2019	\$422,009		1,561,968		
2020	\$345,701		1,440,458		

#### Trend Output

Service Category	2020 Allowed Amt	Weight	Cost	Utilization	Overall
Inpatient Hospital	\$169,938,605	22.1%	9.25%	0.72%	10.04%
Outpatient Hospital	\$204,718,773	26.7%	4.60%	0.85%	5.50%
Professional	\$131,694,216	17.2%	1.73%	-0.49%	1.24%
Other Medical	\$99,434,754	13.0%	8.65%	-3.37%	4.99%
Capitation	\$0	0.0%	0.00%	0.00%	0.00%
Prescription Drugs	\$161,881,315	21.1%	12.34%	-3.76%	8.12%

Historical Annual Trend **6.30%**

## Exhibit 6: Derivation of Change in Network Factor

Legal Entity	Average Network Factor	Induced Demand Factor	Network Normalization Factor	Network/Service Area Factor	Average Geographic Factor	Portion of Projected Enrollment	Change in Network Factor
Health Coverage	1.155	1.077	1.070	1.331	0.965	2.6%	1.285
Health Options	0.864	1.073	1.070	0.991	1.001	97.4%	<b>0.992</b>

Normalization check:

1.00

## Exhibit 7: Derivation of 3-child Cap Adjustment Factor

Total Members	Dependents under the age of 21 in excess of 3 per contract	% of Total	3-child Cap Adjustment
113,098	294	0.260%	<b>0.997</b>

UPMC February 2021 Individual Population including all legal entities

## Exhibit 12: Support for Rating Area Factor Changes

Category	Portion of Enrollment	MLR excluding Risk Adjustment	MLR including Risk Adjustment
Rating Area 7	5.1%	81.4%	83.5%
Rating Area 9	3.1%	76.0%	79.7%
Other Areas	91.8%	74.4%	76.6%

Average		74.8%	77.0%
---------	--	-------	-------

### Exhibit 13: Enrollment Data from January - May 2021

Month	On Exch APTC Members	On Exch non-APTC Members	Off Exchange Members	Total
2021/01	61,196	11,468	36,138	108,802
2021/02	61,924	11,532	35,989	109,445
2021/03	61,390	11,438	35,770	108,598
2021/04	61,613	11,481	35,619	108,713
2021/05	62,399	11,452	35,246	109,097

## Exhibit 14: Historical Actual & Projected Claims Data

Year	Projected Paid Claims PMPM	Actual Paid Claims PMPM
2017	\$ 314.91	\$ 365.05
2018	\$ 404.78	\$ 407.51
2019	\$ 421.05	\$ 434.60
2020	\$ 392.93	\$ 447.38



**Exhibit 15: Historical & Projected Financial Gains/Losses**

Year	Total Member Months	Total Administrative Expenses	Total Incurred Claims	Total Paid Taxes and Fees	Total Premium	Profit	Annual Underwriting Gain/Loss	Underwriting Gain/Loss PMPM
2016	1,322,678	\$61,006,527	\$480,779,855	\$286,434	\$409,585,472	(\$132,487,344)	(\$71,194,383)	(\$53.83)
2017	1,644,153	\$80,300,447	\$600,204,453	\$14,943,415	\$621,605,826	(\$73,842,489)	\$21,401,373	\$13.02
2018	1,628,027	\$106,613,822	\$663,431,965	\$21,744,235	\$842,393,210	\$50,603,187	\$178,961,245	\$109.93
2019	1,561,932	\$90,036,853	\$678,822,138	\$31,602,782	\$845,506,825	\$45,045,051	\$166,684,687	\$106.72
2020	1,440,422	\$78,291,707	\$644,418,582	\$16,351,463	\$779,278,097	\$40,216,345	\$134,859,515	\$93.63
2021	1,460,472	\$108,374,776	\$602,488,080	\$658,474	\$796,081,089	\$15,921,622	\$193,593,009	\$132.56
2022	1,324,200	\$84,920,760	\$576,852,232	\$622,664	\$715,860,220	\$0	\$139,007,988	\$104.98

2022 Business Rules Template v11.0		All fields with an asterisk ( * ) are required. To validate the template, press Validate button or Ctrl + Shift + I. To finalize the template, press Finalize button or Ctrl + Shift + F.					
		Enter the Issuer Rule on the first row (no Product ID or Plan ID).					
		For each Product rule, enter only the Product ID and the business rules that differ from the Issuer Rule.					
		For each Plan rule, enter only the Plan ID and the business rules that differ from the Product or Issuer Rule.					
		Issuer level rule will apply only to plan type indicated in cell C10.					
HIOS Issuer ID*	16322						
Medical, Dental, or Both?*	Medical						
Product ID	Plan ID (Standard Component)	Medical or Dental Rule?*	What is the maximum number of rated underage dependents on this policy?	Is there a maximum age for a dependent?	How is age determined for rating and eligibility purposes?	How is tobacco status determined for subscribers and dependents?	What relationships between primary and dependent are allowed, and is the dependent required to live in the same household as the primary subscriber?
		Medical	3	25	Age on effective date	6	Self, Yes; Spouse, No; Child, No; St

|

Dear Mike Lovely:

The Pennsylvania Insurance Department has received and conducted a preliminary review of the above captioned filing. In order to complete the review, we are requesting the following information. To facilitate a timely review, we request this information be provided June 22, 2021. If you have any questions or difficulties in providing the data within this time frame, please call me.

The following questions are from Oliver Wyman, our Actuarial Consultant:

UPMC Health Options Individual ACA Filing – UPMC-132801412

1. Please provide additional support for, including a numerical development of, the proposed geographic factors included in Exhibit 4, particularly for regions where the factors increased significantly from 2021 such as Rating Areas 7 and 9. Please quantify and support any adjustments made to the factors for each rating area. In providing your response, please make certain to demonstrate how it was ensured that morbidity differences are not being reflected in the proposed factors.

**Geographic factors were updated to better reflect cost differences by area. Points of consideration included differences in fee schedules, anticipated shifts in utilization between providers, and less favorable contracting terms in areas with few facilities (including those without UPMC facilities), and MLRs (with and without risk adjustment). Rather than a separate numerical build-up for each contributing assumption, all assumptions were examined together at a high level so we could use the proper actuarial judgment in determining which geographic factors to adjust. We chose final values that were within reasonable ranges that also minimized disruption to members.**

**Exhibit 12 of the Supporting Exhibits shows MLRs calculated using 2020 claims and premium data for the relevant rating areas. Please note that 2019 risk adjustment data was used in the calculation of MLRs including risk adjustment since final 2020 risk adjustment transfers by region are not yet available. Additionally, the MLRs displayed in this exhibit do not include adjustments for QI, taxes & fees, and credibility/deductible adjustments, so they are not reflective of the MLRs that will be referenced in rebate calculations. When examining these historical MLRs as part of our regional cost analysis, particular attention was paid on those including risk adjustment to help ensure that morbidity differences between regions were not reflected in the final factors.**

2. The adjustment factor that is being applied in the filing to remove the effect of COVID-19 from the experience period data is 1.076. The Actuarial Memorandum indicates that the factor was derived by determining the ratio of the Index Rate of the experience period including COVID-19 claims adjustments to the Index Rate of the experience period using raw claims, and that claims values in the adjusted Index Rate development were developed at the medical service category level. The Actuarial Memorandum indicates that the service level adjustments were developed by using trended and seasonality-adjusted 2019 ACA medical claims experience as a baseline for expected 2020 claims excluding the effects of COVID-19. Please provide the numerical development of the 1.076 adjustment, including the following information at the medical service category level in your response:

- a. the 2019 claims experience,
- b. the trend and seasonality adjustments that were applied,
- c. support for the trend and seasonality adjustments that were applied, and
- d. the 2020 claims experience using raw claims.

**Please see Exhibit 10 of the Supporting Exhibits for the derivation of the COVID-19 adjustment factors applied at the service category level. This exhibit contains four separate tables corresponding to each of the four medical service categories used in rate development. The upper portion of each table shows raw, monthly claims data covering March 2020 through December 2020, as it is assumed that these months are the only ones where claims experience was materially impacted by the pandemic. The middle portion of each table shows how 2019 annual claims experience was used to develop monthly projected claims for 2020 (excluding any impact from COVID-19) by applying trend and seasonality adjustments. Trend adjustments were developed by analyzing data covering 2017 through 2019 and examining various rolling trends observed within each service category over this timespan. Seasonality factors were developed by analyzing claims experience covering 2016 through 2019 and comparing how monthly claims experience for a given year varied relative to the average monthly claims experience for that particular year. The bottom row in each table shows how COVID-19 adjustment factors were calculated for each affected month by taking the ratio of projected 2020 claims to actual 2020 claims. These factors are then applied to the raw, monthly 2020 claims data at the service category level to remove the impact of COVID-19, as shown in Exhibit 11 of the Supporting Exhibits.**

3. The Actuarial Memorandum indicates that the 2020 data included in the trend development exhibit (i.e., Exhibit 5) was adjusted to remove the effects of COVID-19. Please confirm whether the claims adjustments were applied at the major service category level and provide a numerical demonstration of the application of these adjustments. In providing your response, please ensure to include the same 2020 claims detail that is included in Exhibit 5 but excluding the COVID adjustments (i.e., the raw 2020 claims detail) and then demonstrate how the COVID adjustments were applied to produce the results currently shown in Exhibit 5.

**We can confirm that the claim adjustments to remove the effects of COVID-19 were applied at both the major service category level, in addition to the month of service. Adjustment factors were not applied to service months 2020-01 and 2020-02 due to COVID not having a material impact on claims until March. Additionally, prescription drugs were left raw and unadjusted for all 2020 months as we also assumed COVID did not have a material impact on this service category.**

**Please see the added *Supporting Exhibit 11* for a numerical demonstration of these adjustments being applied to raw claims data. Notice claims data reconciles to our previously submitted *Supporting Exhibit 5*, while the overall COVID-adjustment factor reconciles with our previously submitted *Supporting Exhibit 8*.**

#### Additional Carrier Enrollment Questions

1. For each month between January 2021 and the most recent date available (e.g., June 11, 2021), please provide the average count of Individual ACA enrollment, split by On-Exchange APTC, On-Exchange non-APTC, and Off-Exchange members. Please provide the enrollment data for each available month separately.

**Please see Exhibit 13 of the Supporting Exhibits for the requested enrollment breakout from January - May 2021.**

2. For the On-Exchange non-APTC members who are currently enrolled as of the most recent date available, please specify the percentage of those individuals that you expect will enroll through the Exchange in 2022 and take advantage of the enhanced and expanded subsidies as a result of ARPA.

3. For the Off-Exchange members who are currently enrolled as of the most recent date available, please specify the percentage of those individuals that you expect will enroll through the Exchange in 2022 and take advantage of the enhanced and expanded subsidies as a result of ARPA.

**(Bundled response for questions 2 & 3): We do not have income levels for this population.**

**Without this vital piece of information, it is difficult for us to estimate how many of them could be impacted by this change. Pennie, with presumably a better look at the relevant data, has estimated 50% could now be eligible. Given that estimate, we have been implementing a heavy outreach to the population to ensure as many as possible take advantage of the situation. Just like with all ARPA changes that bring advantages to members, the key dependency will be the ability to engage that population.**

The following are additional questions or comments from the PID:

1. Please confirm that you have tested to ensure that the rates in Table 11 of the PA AM Exhibits, PA Plan Design Summary and Rate Table, Federal Rates Template, and binder are identical.

**We can confirm that we have tested to ensure that the rates match.**

2. Please provide an exhibit that quantitatively shows a comparison of the actual to projected claim cost PMPMs for calendar years 2017-2020, as applicable.

**Please see Exhibit 14 of the Supporting Exhibits for a comparison of the actual and projected claims costs over the 2017 - 2020 timespan.**

Please be advised that there may be additional questions based on the responses to the above. However, it is our hope to avoid 3rd round data calls. Towards this end, please provide complete detailed and thorough responses including supporting data and narrative.

Each response to a Department data call must contain a cover letter that details the changes made to the PA Actuarial Memorandum Exhibits and the reasons why the changes were made, e.g., in response to Department question number 5.

Response to this request should be provided via SERFF in Microsoft Excel spreadsheets. Please retain all formulas.

Upon receipt of your responses to the above requested data, the Department will continue to review your filing. Please note that there may be additional questions and/or requirements as the Department conducts a more in-depth review.

Should you have any questions regarding this correspondence, please contact me at (717) 783-2117 or e-mail at [jlaverty@pa.gov](mailto:jlaverty@pa.gov).

Sincerely,

James Laverty, FSA, MAAA  
Actuary  
Bureau of Accident & Health Insurance  
Cell (860) 729-8522

Conclusion:

Sincerely,

Jim Laverty



Dear Mike Lovely:

The Pennsylvania Insurance Department has received and conducted a preliminary review of the above captioned filing. In order to complete the review, we are requesting the following information. To facilitate a timely review, we request this information be provided by July 13, 2021. If you have any questions or difficulties in providing the data within this time frame, please call me.

The following questions are from Oliver Wyman, our Actuarial Consultant:

UPMC Health Options Individual ACA Filing – UPMC-132801412

1. Exhibit 12 was provided in response to Objection #1 of the first round of objections. We have the following additional requests.

- a. The narrative response to Objection #1 indicates that the provided exhibit utilized 2020 claims and premium data along with 2019 risk adjustment data since 2020 risk adjustment data is not yet available.
  - i. Please explain why it is appropriate to utilize 2019 risk adjustment data instead of preliminary 2020 risk adjustment estimates in the development of this exhibit.

**At the time of consideration, while 2020 risk adjustment estimates were available in totals at the company level, they were/are not yet available by region (as broken out in the TPIR reports provided from HHS via the EDGE server). Because we do not yet have this level of rating area granularity available for 2020 transfers, we deemed it appropriate to use 2019 rating area transfers as proxy.**

- ii. Please demonstrate a comparison between the 2019 risk adjustment data and preliminary 2020 risk adjustment estimates. If there is a significant difference, please demonstrate how the results of Exhibit 12 would have changed if using 2020 preliminary risk adjustment estimates.

**Given the lack of availability of 2020 risk adjustment estimates by region, creating an updated version of Exhibit 12 to reflect 2020 transfers at the rating area level would require insight not yet available to us. However, given what we know about our risk adjustment transfers in total across our entire individual ACA market, 2020 (\$19.09 payable) played out to be less favorable than 2019 (\$11.64 payable). As a result, we'd expect an updated Exhibit 12, inclusive of 2020 risk adjustment transfers by region, to display a higher average MLR in comparison to our previously submitted version with 2019 transfers. While we do know that the average MLR would**

**increase, it's important to note that without actual region-specific 2020 transfers, we cannot comment on the magnitude or direction of MLR change by rating area, however. On a side note, even if we took the actual region-specific 2019 transfers and adjusted these by the ratio of total 2020 over 2019, it would not change the overall narrative of the exhibit. For this reason, we chose to use 2019 region-specific risk adjustment as proxy for unavailable 2020.**

b. Please demonstrate how credibility was considered in the development of Exhibit 12, particularly given that the percentage of total enrollment is 5.1% and 3.1% in Rating Areas 7 and 9, respectively.

**While 5.1% and 3.1% of total membership may appear low for Rating Areas 7 and 9 from a percentage perspective, it's important that we assess enrollment numbers/member months as opposed to percentages when discussing the concept of credibility. Our 2020 ACA Individual average enrollment/member months for Rating Areas 7 and 9 are as follows:**

**Rating Area 7: 6,079 average enrollment; 72,948 member months**

**Rating Area 9: 3,720 average enrollment; 44,640 member months**

**Given the numbers outlined above, we are deeming these rating areas 100% credible.**

c. The geographic factors for both Rating Areas 7 and 9 are increasing by 6.6% from current to proposed factors (and by 5.0% relative to the changes in the geographic factors for the other rating areas). However, the MLR including Risk Adjustment is 8.5% higher than the average for Rating Area 7 and 3.5% higher than the average for Rating Area 9. Please explain why it is reasonable to assume the same increase in the geographic factors for these rating areas given the MLR relativities to the average vary for each region.

**Given the relatively small share of overall membership within rating areas 7 and 9 in the prior year, as well as the provider contracting dynamics in these regions, we also believe it is reasonable to anticipate higher volatility in a given MLR year as compared to other rating areas with substantially more membership. When taken in conjunction with the fact that these areas are geographically adjacent, we believe that matching the increase in the geographic factors represents a reasonable compromise in anticipated trend under the assumption that, taken together, the two rating areas could each be anticipated to experience ongoing MLR movement toward the average as membership in these regions grows and matures.**

2. Exhibit 10 was provided in response to Objection #2 of the first round of objections. We have the following additional requests.

a. Please provide the raw monthly member months, monthly paid claims, and completion factors for March through December 2019 by service category.

**We have amended Exhibit 10 to include raw monthly data from March through December 2019 by service category. We left out completion factors since the data was fully completed.**

b. The narrative response describes the process used to develop the trend adjustments applied in Exhibit 10 by service category. Please also provide the numerical support for these factors.

**We took both a quantitative and qualitative approach to arrive at the trend values used in the development of our Covid adjustment factors. From a quantitative perspective and as noted in Round 1, rolling claims trends for our individual population were analyzed spanning 2017-2019 to serve as a starting point. From a qualitative approach, we then took these basis trends and consulted those with clinical expertise within UPMC to gauge the impact due to Covid at the service category level. Based on these insights and recommendations from our medical directors, adjustments were finally made to our starting point trends to arrive at the final values outlined in Exhibit 10. As an IDFS, we handily weigh the clinical insights of our medical director experts and we do believe their qualitative contributions bring value in arriving at our trend assumptions, particularly in the unpredictable environment surrounding Covid-19.**

c. The narrative response describes the process used to develop the seasonality factors applied in Exhibit 10. Please provide the numerical support for these factors.

**The projected seasonality for the Individual ACA product is determined by first calculating the observed seasonality for each month in the experience period. This is done by taking the claims PMPM in a particular month divided by the average PMPM for that year. These monthly factors are then normalized for effective workdays and then averaged by month in order to create a base seasonality factor for each month January-December. These base seasonality factors are then projected forward by multiplying it by the projected effective work days factor specific to Individual ACA for each month in the projection period.**

**March 2020 derivation is as follows:**

**Projected Seasonality = Base Seasonality \* Projected EWD Factor = 0.9310 \* 1.0342 = 0.9629**

## Additional Carrier Enrollment Questions

These questions were asked during Round 1. Please indicate if you have any updated information regarding these three enrollment questions.

1. For each month between January 2021 and the most recent date available (e.g., June 11, 2021), please provide the average count of Individual ACA enrollment, split by On-Exchange APTC, On-Exchange non-APTC, and Off-Exchange members. Please provide the enrollment data for each available month separately.

**We do not currently have any updated information for this particular breakout. We can provide an updated exhibit as an amendment in SERFF once the detail we require becomes available.**

2. For the On-Exchange non-APTC members who are currently enrolled as of the most recent date available, please specify the percentage of those individuals that you expect will enroll through the Exchange in 2022 and take advantage of the enhanced and expanded subsidies as a result of ARPA.

**Our stance on this has not changed from the response provided during the first round of correspondence.**

3. For the Off-Exchange members who are currently enrolled as of the most recent date available, please specify the percentage of those individuals that you expect will enroll through the Exchange in 2022 and take advantage of the enhanced and expanded subsidies as a result of ARPA.

**Our stance on this has not changed from the response provided during the first round of correspondence.**

The following are additional questions or comments from the PID:

1. Please provide an exhibit showing the actual experience for calendar years 2016-2020 and the projection experience for 2021 and 2022 for the following categories: Member Months, Total Administrative Expenses, Total Incurred Claims, Total Premium, Total Actual Paid Taxes and Fees, Profit, Total Underwriting Gain/Loss and Underwriting Gain/Loss PMPM

**Please see Exhibit 15 of the Supporting Exhibits for the requested breakout.**

2. Does this company have any transitional membership? If so, has there recently been a significant drop in transitional membership? Do you anticipate a drop in 2022?

**This company does not have transitional membership.**

3. In the PAAM Exhibits, II.a.Reins Table – Exp tab, please update the Coinsurance Rate, in cell E5, to 40%.

4. Please provide a list of any assumptions that have changed because of the change in the coinsurance rate and explain why.

5. Please be aware that the final coinsurance parameter will be communicated on Friday, July 16th. Then, the revised exhibits and rates will be due on Tuesday, July 20th.

**(Bundled response for questions 3, 4, and 5) We have updated the coinsurance rate in cell E5 of the II.a.Reins Table - Exp tab of the PAAM Exhibits to be 45%. No changes to assumptions were made due to this change.**

6. If the projected risk adjustment transfer amount in Table 5 will be modified, due to the final CMS transfer amount published on June 30th, please provide narrative and detailed supporting data to justify the proposed changes.

**We have changed the projected risk adjustment transfer amount in Table 5 to match the final 2020 transfer amount provided by CMS. This change resulted in a favorable restatement of projected risk adjustment of \$0.03 PMPM.**

7. Please confirm that you have tested to ensure that the rates in Table 11 of the Actuarial Memorandum Exhibits, PA Plan Design Summary and Rate Tables, and Federal Rate Templates are identical.

**We can confirm that we have tested to ensure that the rates match.**

8. Please ensure that the 7/13/21 versions of the following items are posted in SERFF with your July 13th response to this data call.

a. Cover Letter identifying all changes made and the reasons for the change. Also, show the revised rate change.

b. PA Actuarial Memorandum

- c. PA Actuarial Memorandum Exhibits
- d. Department's Plan Design Summary and Rate Template Exhibits (please ensure that the rate template by county is populated with only numeric values – no "NA")
- e. URRT
- f. Federal Rate Template
- g. Part III: Actuarial Memorandum
- h. Updated Rate Change Request Summary (Attachment I)
- i. Public PDF with limited redactions as previously directed in the Guidance (includes all correspondence and supporting exhibits after the initial submission, in addition to all the above items).

Please be advised that there may be additional questions based on the responses to the above. However, it is our hope to avoid 3rd round data calls. Towards this end, please provide complete detailed and thorough responses including supporting data and narrative.

Each response to a Department data call must contain a cover letter that details the changes made to the PA Actuarial Memorandum Exhibits and the reasons why the changes were made, e.g., in response to Department question number 5.

Response to this request should be provided via SERFF in Microsoft Excel spreadsheets. Please retain all formulas.

Upon receipt of your responses to the above requested data, the Department will continue to review your filing. Please note that there may be additional questions and/or requirements as the Department conducts a more in-depth review.

Should you have any questions regarding this correspondence, please contact me at (717) 783-2117 or e-mail at [jlaverty@pa.gov](mailto:jlaverty@pa.gov).

Sincerely,

James Laverty, FSA, MAAA  
Actuary  
Bureau of Accident & Health Insurance  
Cell (860) 729-8522

Conclusion:

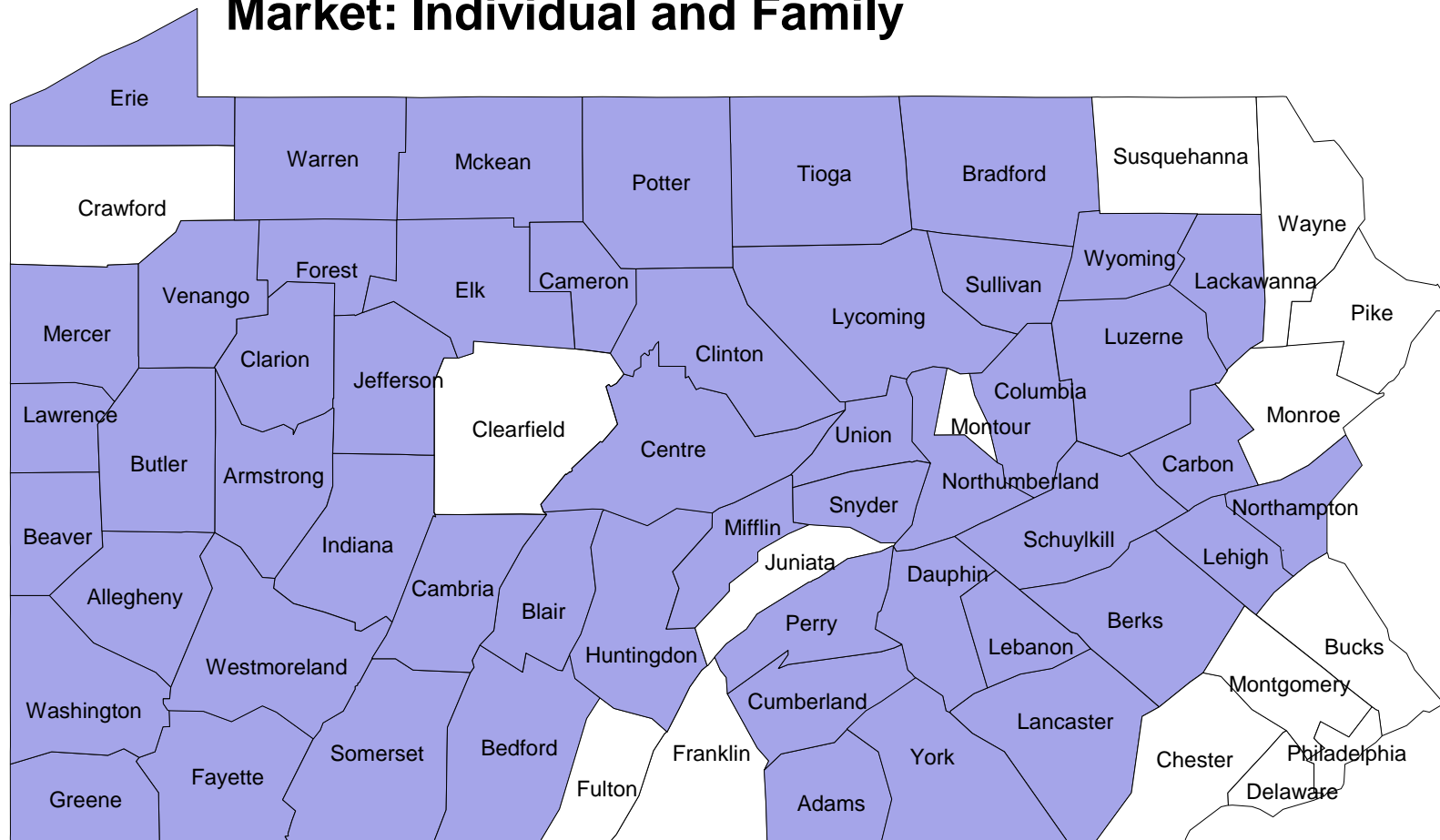
Sincerely,

Jim Lavery

# 2021 Service Area

## Issuer: UPMC Health Options, Inc.

### Market: Individual and Family



Key (modify as needed)

■ : On-exchange service area

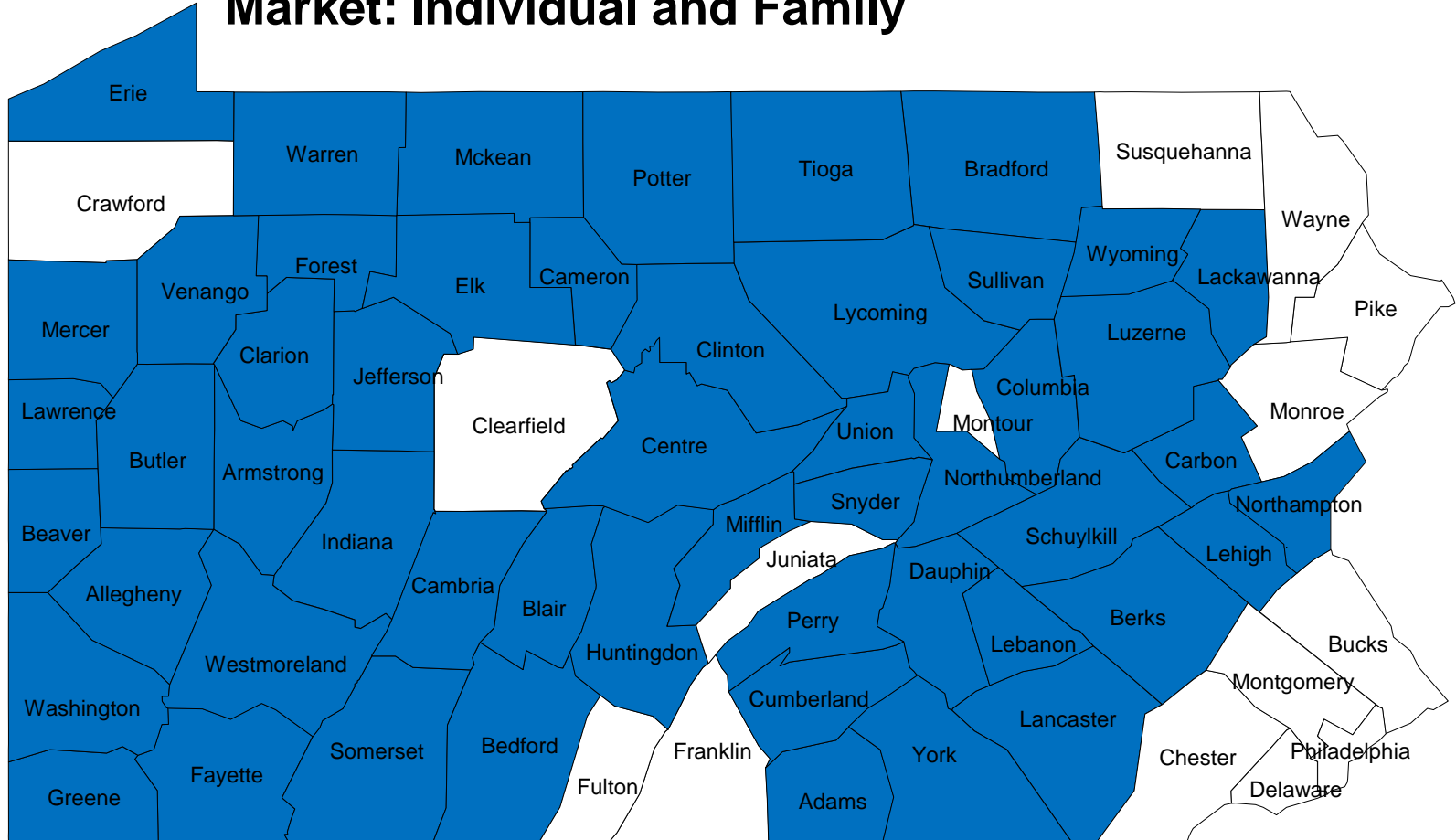
▨ : Off-exchange service area



# 2022 Service Area

Issuer: UPMC Health Options, Inc.

Market: Individual and Family



Key (modify as needed)

■ : On-exchange service area

▨ : Off-exchange service area