

SERFF Tracking #:	UPMC-132801412	State Tracking #:	UPMC-132801412	Company Tracking #:	
State:	Pennsylvania	Filing Company:	UPMC Health Options, Inc.		
TOI/Sub-TOI:	H15I Individual Health - Hospital/Surgical/Medical Expense/H15I.001 Health - Hospital/Surgical/Medical Expense				
Product Name:	2022 IND Health Options				
Project Name/Number:	/				

Supporting Document Schedules

Satisfied - Item:	ACA Public Rate Filing PDF
Comments:	
Attachment(s):	UPMC Health Options, Inc. Individual Public PDF 1 UPMC-132801412.pdf UPMC Health Options, Inc. Individual Public PDF 2 UPMC-132801412.pdf UPMC Health Options, Inc. Individual Public PDF 3 UPMC-132801412.pdf
Item Status:	
Status Date:	

UPMC HEALTH PLAN

U.S. Steel Tower
600 Grant Street
Pittsburgh, PA 15219
T 412-454-7500
F 412-454-7520
www.upmchealthplan.com

May 18, 2021

Ms. Tracie Gray
Commonwealth of Pennsylvania Insurance Department
Insurance Product Regulation & Market Enforcement
Actuarial Review Division
Bureau of Life, Accident & Health Insurance
1311 Strawberry Square
Harrisburg, PA 17120


Dear Ms. Gray,

UPMC Health Options, Inc. respectfully requests approval of a rate filing for Individual On and Off Exchange PPO/EPO products. The rates are proposed for effective dates of 1/1/2022 through 12/31/2022.

Company Name/NAIC #: UPMC Health Options, Inc./15345
Market: Individual
On or Off Exchange: On and Off
Effective Date of Coverage: 1/1/2022
Average Rate Change Requested: 0.00% (-\$0.01)
Range of Rate Change Requested: -2.65% to 5.79% (-\$7.50 to \$16.40)
Products Offered: PPO, EPO
Rating Areas Where Plans are Offered: 1, 2, 3, 4, 5, 6, 7, 9 (no change from 2021)
Metal Levels Offered: Catastrophic, Bronze, Silver, Gold
Currently Enrolled Lives Affected by the Rate Change: 110,090
Currently Enrolled Policyholders Affected by the Rate Change: 78,537
Number of Plans Offered in 2022: 33 (2 fewer than 2021)
Total additional annual revenue generated from the proposed rate change: -\$21,199
Corresponding Contract Form #: 663, 664, 671, 672
Binder ID#: UPMC-PA22-125107551
HIOS Issuer ID #: 16322
Submission Tracking #: UPMC-132801412

If you have any questions or require additional information, please call me at 412-454-7849 or email me at lovelymt@upmc.edu.

Sincerely,



Michael Lovely, FSA, CERA, MAAA

Attachment I

Rate Change Summary

UPMC Health Options, Inc. – Individual Plans

Rate request filing ID UPMC-132801412 - This document is prepared by the insurance company submitting the rate filing as a consumer tool to help explain the rate filing. It is not intended to describe or include all factors or information considered in the review process. For more information, see the filing at <https://www.insurance.pa.gov/Consumers/Pages/ACA-Rate-Filings.aspx>

Overview

Initial requested average rate change:	0.00% ¹
Revised requested average rate change:	-1.17% ¹
Range of requested rate change:	-3.78% to 4.56%
Effective date:	1/1/2022
Mapped Members:	110,090
Available in:	Rating Areas 1, 2, 3, 4, 5, 6, 7, 9

Key information

Jan. 2020-Dec. 2020 financial experience

Premiums	\$779,278,097
Claims	\$644,418,582
Administrative expenses	\$78,291,707
Taxes & fees	\$16,351,463
Company made (after taxes)	\$40,216,345

How it plans to spend your premium

This is how the insurance company plans to spend the premium it collects in 2022:

Claims:	87.78%
Administrative:	12.13%
Taxes & fees:	0.09%
Profit:	0.00%

The company expects its annual medical costs to increase **6.30%**.

Explanation of requested rate change

Increasing cost and utilization trends. Change in reinsurance program coinsurance amount to 64%.

¹ Note that insurers will have the opportunity to revise their rate change request in July, after they are scheduled to receive updated information about the impact of a federal program called risk adjustment. This document will be updated accordingly at that time.

UPMC HEALTH PLAN

U.S. Steel Tower
600 Grant Street
Pittsburgh, PA 15219
T 412-454-7500
F 412-454-7520
www.upmchealthplan.com

September 17, 2021

Ms. Tracie Gray
Commonwealth of Pennsylvania Insurance Department
Insurance Product Regulation & Market Enforcement
Actuarial Review Division
Bureau of Life, Accident & Health Insurance
1311 Strawberry Square
Harrisburg, PA 17120

Dear Ms. Gray,


UPMC Health Options, Inc. respectfully requests approval of a rate filing for Individual On and Off Exchange PPO/EPO products. The rates are proposed for effective dates of 1/1/2022 through 12/31/2022.

- 1) Per the request of PID, we have updated the reinsurance coinsurance amount to be 64% in the PAAM Exhibits, II.a. Reins Table - Exp tab cell E5.*
- 2) Due to the change in the reinsurance coinsurance amount, we have updated the projected incurred exchange user fee amount in Table 5.*
- 3) The retention values in Table 6 changed as a result of the change in reinsurance coinsurance and the change in exchange user fee.*

Company Name/NAIC #: UPMC Health Options, Inc./15345
Market: Individual
On or Off Exchange: On and Off
Effective Date of Coverage: 1/1/2022
Average Rate Change Requested: -1.17% (-\$3.30)
Range of Rate Change Requested: -3.78% to 4.56% (-\$10.70 to \$12.92)
Products Offered: PPO, EPO
Rating Areas Where Plans are Offered: 1, 2, 3, 4, 5, 6, 7, 9 (no change from 2021)
Metal Levels Offered: Catastrophic, Bronze, Silver, Gold
Currently Enrolled Lives Affected by the Rate Change: 110,090
Currently Enrolled Policyholders Affected by the Rate Change: 78,537
Number of Plans Offered in 2022: 33 (2 fewer than 2021)
Total additional annual revenue generated from the proposed rate change: -\$8,310,319
Corresponding Contract Form #: 663, 664, 671, 672
Binder ID#: UPMC-PA22-125107551
HIOS Issuer ID #: 16322
Submission Tracking #: UPMC-132801412

If you have any questions or require additional information, please call me at 412-454-7849 or email me at lovelymt@upmc.edu.

Sincerely,



Michael Lovely, FSA, CERA, MAAA

PA Actuarial Memorandum

Basic Information and Data

The purpose of this actuarial memorandum is to provide certain information related to a rate submission for the company identified below. The relevant index rate is developed in accordance with federal regulations, and plan specific premiums are generated using the allowable modifiers in accordance with the single risk pool rule.

Company Information

The following section provides information related to the identification of the company that is submitting this rate filing. Much of this information is also displayed in Table 0 of the PA Actuarial Memorandum Exhibits.

Company Legal Name: UPMC Health Options, Inc.

NAIC #: 15345

HIOS Issuer ID: 16322

Market: Individual

Exchange: On and Off Exchange

Products: PPO, EPO

Effective Date: 1/1/2022

Filing Information:

Rate Filing SERFF Tracking #: UPMC-132801412

Form Filing SERFF Tracking #: UPMC-132820831, UPMC-132820830, UPMC-132820765, UPMC-132820764

Binder SERFF Tracking #: UPMC-PA22-125107551

Rate History and Proposed Variations in Rate Changes

Historical and proposed rate changes vary by plan due to various changes made to meet AV requirements on a plan-by-plan basis. The values listed below and overall proposed rate change for 2022 are weighted averages of the increase for each plan based on projected enrollment. Please see Table 10 of the PA Actuarial Memorandum Exhibits for a breakdown of plan-by-plan rate increases.

SERFF Tracking #	Year	Rate Change
UPMC-131495924	2019	2.0%
UPMC-131924266	2020	3.2%
UPMC-132364637	2021	1.3%

Average Rate Change

- Average rate change in Table 10, column AC of the PA Actuarial Memorandum Exhibits: -1.2%
- Change in 21-year-old non-tobacco premium PMPM in Table 11, cell AN13 of the PA Actuarial Memorandum Exhibits: 0.5%

Membership Count

Various breakdowns of the membership count for the captioned company and market are displayed in Table 1 of the PA Actuarial Memorandum Exhibits.

Benefit Changes

A table with these changes has been included in Appendix I. All plans have metal level actuarial values in accordance with the latest HHS requirements.

Single Risk Pool

The single risk pool consists of members that are anticipated to enroll in ACA-compliant policies offered under the captioned market.

Experience Period Claims and Premium

Claims and premium data for all non-grandfathered policies in the single risk pool for the captioned company and market from the experience period (January 2020 - December 2020) with two months of run-out are displayed in Table 2 of the PA Actuarial Memorandum Exhibits. This section provides a discussion of each field in the table and its relation to the corresponding fields on the URRT. Please note that no data for transitional policies is included in this table.

Earned Premium:

This represents the revenue accumulated by the captioned company during the experience period. No adjustments were made for MLR rebates as we do not anticipate owing them. HHS cost-sharing is not included in the premium data. Please note that the earned premium listed in Table 2 does match the total premium listed in section I, worksheet 1 of the URRT.

Paid Claims:

This field includes uncompleted paid medical, pharmacy, and pediatric vision experience period claims for the captioned company and market.

Ultimate Incurred Claims:

This field includes completed paid medical and pharmacy experience period claims for the captioned company and market. We used the standard Development/Completion Factor Method to calculate IBNR. The completion factors used in Table 4 are displayed in the table below. Factors were calculated using our entire ACA-related Individual block of business. The lower-than-expected factor for January 2020 can be attributed to a catastrophic claim that has not yet been paid. Because two months run-out is available the impact of IBNR is minimal. Please note that the ultimate incurred claims shown in Table 2 do not match the total incurred claims displayed in section I, worksheet 1 of the URRT because the value in the URRT equals the ultimate incurred claims less total prescription drug rebates listed in Table 2 and HHS cost-sharing.

Month	Completion Factor
1/1/2020	0.9940
2/1/2020	0.9999
3/1/2020	0.9998
4/1/2020	0.9996
5/1/2020	0.9991
6/1/2020	0.9979
7/1/2020	0.9973
8/1/2020	0.9879
9/1/2020	0.9927
10/1/2020	0.9882
11/1/2020	0.9775
12/1/2020	0.9486

Member Months:

The sum of the experience period member months shown in Table 1 is also displayed in Table 2.

Estimated Cost Sharing:

This field represents the difference between allowed claims and ultimate incurred claims in Table 2.

Allowed Claims:

This field includes allowed medical and pharmacy claims as well as pediatric vision claims from the experience period for the captioned company and market, which are pulled directly from our data warehouse. Please note that the allowed claims shown in Table 2 do not match the total allowed claims displayed in section I, worksheet 1 of the URRT because the value in the URRT equals the allowed claims less total prescription drug rebates listed in Table 2.

Non-EHB portion of Allowed Claims:

This field displays the amount of allowed experience period claims that can be attributed to non-EHBs for the captioned market and company.

Total Prescription Drug Rebates:

This field shows the amount of prescription drug rebates received for the captioned company and market during the experience period. Pharmacy rebates have been removed from the total incurred and allowed claims displayed in section I, worksheet 1 of the URRT.

Total EHB Capitation:

Pediatric dental benefits were paid for via capitation during the experience period. Pediatric dental claims were administered and paid by Dominion Dental. We receive a separate report from Dominion with the claim detail. Please note that pediatric dental claims will be administered and paid by UPMC beginning with the 2022 plan year and will no longer be paid for via capitation.

Total Non-EHB Capitation:

Non-EHB benefits were not paid for via capitation during the experience period.

Estimated Risk Adjustment:

Experience period Risk Adjustment was estimated to be a payment of \$27,483,388 per the Summary Report on Permanent Risk Adjustment Transfers for the 2020 Benefit Year published by CMS on June 30, 2021, which translates to a PMPM of \$19.08.

Estimated Reinsurance Recoveries:

No private reinsurance recoveries were made during the experience period.

Loss Ratio:

The loss ratio calculated in Table 2 is 78.42%

Credibility of Data

Based on a large member month count of 1,440,422 during the experience period, we believe this data is credible enough to use 100%, just as was concluded in prior filings for this company and market. Because of this, the manual data displayed in tables 2b, 3b, and 4b in the PA Actuarial Memorandum Exhibits match the data displayed in tables 2, 3, and 4.

Trend Identification

The overall annual trend used in rate development is 6.30%. Historical allowed claims for our Individual block of ACA-compliant business were used to develop year-over-year trend factors for use in the projected rates. The large enrollment count and consistent makeup of this population make it appropriate for use in trend development for this filing. Service categories were defined to be consistent with the URRT instructions. Please see Tables 3 and 3b of the PA Actuarial Memorandum Exhibits for trend development calculations. Please note that the minor changes made to benefit designs in order to keep plan actuarial values within the allowed ranges were not significant enough to warrant an adjustment for induced demand with regard to trend, so the induced demand column has been populated with zeroes in Tables 3 and 3b. Changes in provider contracting were considered but were ultimately assumed to have negligible impact on trend. Please see Exhibit 5 of the Supporting Exhibits for trend development. Please note that data for calendar year 2020 in this exhibit was adjusted to remove the effects of COVID-19 using the methodology described in the paragraph below addressing the Change in Other adjustment.

Historical Experience

Historical data from the four most recent calendar years for the captioned company and market with two months of run-out are provided in Table 4. Allowed claims were developed using the same manner described above for Table 2. The historical data listed in Table 4b belongs to ACA-related Individual business under the captioned company and is identical to the data in Table 4.

Rate Development & Change

Projected Index Rate, Market-Adjusted Index Rate, & Total Allowed Claims

Table 5 of the PA Actuarial Memorandum Exhibits shows the development of the projected index rate, Market-Adjusted Index Rate, and projected total allowed claims. Detailed discussions on the development of each quantity are provided below.

Index Rate:

For this filing, the Index Rate of the Experience Period is calculated from the captioned company's fully-credible experience period EHB claims data for the single risk pool in the state market, which is demonstrated in Table 2 of the PA Actuarial Memorandum Exhibits. The Index Rate of the Projection Period is then calculated in Table 5 by first applying two years of 6.30% annual trend to the Index Rate of Experience Period.

For 2022, the Pennsylvania Insurance Department has mandated that an adjustment factor of 0.999 is applied to the index rate to reflect the morbidity impact of the state-based reinsurance program in the Individual market. It has also been mandated that the Individual Adjustment factor of 1.01 be applied to the index rate to reflect current uncertainty surrounding the market in 2022 due to the repeal of the Individual Mandate. An additional load of 0.990 has been applied within the overall morbidity adjustment. This load accounts for healthier members that will move into the single risk pool as a result of the expanded subsidization offered under the American Rescue Plan Act.

An adjustment factor of 0.992 has been applied to the index rate to account for changes in network between the experience and projection period populations. Coverage was no longer offered in Crawford and Clearfield counties beginning in 2021 due to changes in service areas, which is not reflected in the experience data. This adjustment factor is used to bring the experience data in line with the characteristics of the provider network included in counties that will continue to be covered under the captioned company in 2022. Please see Exhibit 6 of the Supporting Exhibits for the derivation of this factor.

An adjustment factor of 1.076 has been applied to the index rate in the Change for Other category. This adjustment removes the effects of COVID-19 from the experience period data, bringing the Index Rate of Projection Period in line with expected claims experience for 2022. This factor was derived by determining the ratio of the Index Rate of Experience Period including COVID-19 medical claims adjustments to the Index Rate of Experience Period calculated using the raw, unadjusted data. Please see Exhibit 8 of the Supporting Exhibits for the derivation of this factor. Claims values included in the calculation of the former of these index rates have been adjusted at the medical service category level (no adjustments were applied to pharmacy claims). These service-level adjustments were developed by using trended and seasonality-adjusted 2019 ACA medical claims

experience as a baseline for expected 2020 claims experience excluding the effects of COVID-19 and comparing this projected experience to actual claims experience from 2020.

No other adjustments have been applied to the index rate. The average age for our experience period Individual risk pool was 45.5 with an average premium factor of 1.90. This is identical to our 2021 experience so far with age 45.5 and premium factor 1.90. The lack of change in factors suggests that the insured population is stable, and no additional adjustment for demographics was deemed necessary. Please note that the Index Rate of Projection Period of \$597.02 shown in Table 5 does not exactly match the corresponding value shown in section II, worksheet 1 of the URRT. This is due to rounding error that is introduced because of the rounding requirements in the newly re-formatted URRT. The value shown in Table 5 is representative of the actual index rate.

Market-Adjusted Index Rate:

The Projected Index Rate is adjusted by adding estimates for risk adjustment and marketplace fees (with impacts and costs spread across the whole risk pool) to obtain the Projected Market Adjusted Index Rate. Projection period Risk Adjustment PMPM has been estimated to be a payment of \$19.09, which is displayed in Table 5. The value entered in section II, worksheet 1 of the URRT was \$24.81 since the calculation of the Market Adjusted Index Rate is done on an allowed claims basis in the URRT. The updated PMPM was derived by taking the original paid PMPM divided by the Paid to Allowed Average Factor. The net amount after accounting for the fee is subtracted from the Index Rate of the Projection Period as part of the calculation of the Market Adjusted Index Rate. For the URRT and Table 5 of the PA Actuarial Memorandum Rate Exhibits, it was entered as a negative number because the calculation subtracts this value. The effect is an increase in premium as additional revenue will be required to cover the anticipated payment.

The member-weighted average of a 3.0% Marketplace User Fee for Marketplace enrollees combined with 0% for non-Marketplace enrollees calculates to 2.3%. This load is developed based on fees from on-exchange policies, but is spread over all policies uniformly. This translates to a PMPM of \$12.20, which was entered as a positive value in Table 5 since the calculation adds this value. The effect for this adjustment is an increase in premium as additional revenue will be required to cover the anticipated payment. Since the URRT requires the exchange user fee to be listed on an "allowed" basis, the final value included in the URRT was calculated by first taking exchange user fee PMPM of \$12.20 divided by the paid-to-allowed ratio to derive the "allowed" exchange user fee PMPM. This value was then divided by the market adjusted index rate to arrive at the final value of 2.7%.

The index rate was further adjusted by accounting for estimated recoveries from the state-based reinsurance program. Estimated recoveries applied in Table 5 and section II, worksheet 1 of the URRT were \$27.54 PMPM and \$35.80 PMPM, respectively. The value entered in the URRT is different since the calculation of the Market Adjusted Index Rate is done on an allowed claims basis in the URRT. The updated PMPM was derived by taking the original PMPM divided by the Paid to Allowed Average Factor. These values were entered as positive values in Table 5 and the URRT since the calculation subtracts these values. The effect for this adjustment is a decrease in premium as less revenue will be required due to the anticipated recovery.

The estimated recovery of \$27.54 PMPM was derived using data entered into tabs II.a and II.b of the PA Actuarial Memorandum exhibits. Data entered into tab II.a matches the experience period data described in the sections above. Tab II.b was populated by referencing the same source of experience captured in tab II.a, but the member-level incurred claims were trended forward two years to the projection period and adjusted to remove the effects of COVID-19 before allocating the data to each bin within the continuance table. Annual claims

trends of 6.30% and a COVID-19 adjustment factor of 1.076 were applied to estimate the projected member-level claims used to populate tab II.b.

Total Allowed Claims:

The Market-Adjusted Index Rate is further modified to develop the projected total allowed claims PMPM by adding the projected allowed non-EHB claims PMPM. Benefits that were offered outside EHB include routine foot care and acupuncture. The projected allowed claims for these benefits is \$1.04 PMPM.

Retention Items

Retention items related to this filing are shown in Table 6 of the PA Actuarial Memorandum Exhibits. Detailed discussions on each item are provided below.

Administrative Expenses:

Administrative costs of 12.1% of premium have been displayed in Table 6 and the URRT. This value has been derived from projected administrative costs for the projection period. These expenses are assumed to be uniform for all plan designs.

Taxes and Fees:

Taxes and Fees will remain at approximately 0.1% in 2022. This load accounts for the projected Federal Income Tax in 2022. Please note that the Risk Adjustment Administration Fee of \$0.25 PMPM and the projected PCORI Fee of \$0.22 PMPM were included in the Taxes and Fees field in Table 6 and the URRT.

Profit/Contingency:

The projected profit margin for this company has been decreased from 2% in 2021 to 0% in 2022. This value is listed in both Table 6 and the URRT. The same level of profit margin is expected for each plan included in this filing.

Projected Loss Ratio

The projected period loss ratio, using the federally-prescribed MLR methodology without the credibility adjustment, is 81.2%, as shown in Exhibit 1 of the Supporting Exhibits.

An exhibit displaying historical MLR information is provided in Exhibit 2 of the Supporting Exhibits. Loss ratios in the 'Actual' column have been calculated from data submitted in the most recent three-year MLR filing using the federally-prescribed MLR methodology without the credibility adjustment. Enrollment data in the 'Actual' column ties directly to the historical data included in Table 4 of the PA Actuarial Memorandum Exhibits. Loss ratios and enrollment data in the 'Pricing' columns are projected values taken from each calendar year's approved ACA rate filing.

As shown in Exhibit 2, actual and pricing values are often comparable, yet some differences exist. The actual MLR for 2017 was higher than expected due to claims experience and a risk adjustment transfer that were each less favorable than anticipated along with the fact that the last three months of CSR payments were not received. The pricing MLR for 2018 was lower than usual due to the large 34.3% CSR Defunding Adjustment that was applied to the rates. Enrollment projections were developed based on our anticipated competitive positioning in the market combined with enrollment data available at the time of the filing, and actual experience often played out somewhat differently than expected, especially considering that the captioned company expanded its service area to include several new counties in eastern Pennsylvania for the first time ever during this timespan.

Normalized Market-Adjusted Projected Allowed Total Claims

Normalization factors for 2021 and 2022 are provided in Table 7 of the PA Actuarial Memorandum Exhibits. 2021 factors have been taken from the prior annual rate filing of the captioned company and market. Detailed discussion on each of the 2022 factors are provided below.

Average Age Factor:

The average age factor was calculated using our projected ACA-related Individual population with the prescribed HHS Age Factors for 2022. It was assumed this represents the age distribution of the entire single risk-pool. The number of members under each age bracket was multiplied by the corresponding HHS Age Factor. These were then summed and divided by the total number of members to obtain the average age factor. For UPMC's entire block of ACA-compliant Individual business, the average age factor is 1.900 and average age was 45.5 during the experience period. This preliminary age factor is then multiplied by an adjustment factor of 0.997, which accounts for the regulation that prohibits charging for more than three children per family, resulting in a final age calibration factor of 1.895. Please see Exhibit 3 in the Supporting Exhibits for the calculation of this factor.

Average Geographic Factor:

The calibration factor of 1.001 was calculated as the weighted average of the geographical factors using projected enrollment for the single risk pool, as shown in Exhibit 4 of the Supporting Exhibits. Please see the Geographic Factors section below for a discussion on the development of factors applied for each rating area.

Average Tobacco Factor:

The average tobacco factor was calculated using projected membership, which is assumed to have the same split for tobacco status as current membership. The member-weighted average of a 2.5% load applied for enrollees who qualify as tobacco users combined with a 0% load for non-tobacco users yields an average tobacco factor of 1.002. The derivation of this factor is shown below.

Tobacco Status	Feb 2021 Enrollment Split	Tobacco Factor	Calibration Factor
Non-User	92.7%	1.000	0.927
User	7.3%	1.025	0.075
Total	100.0%		1.002

Average Benefit Richness:

Benefit richness factors were calculated so that the average value is 1.0 when weighted with projected membership as demonstrated in Table 10 of the PA Actuarial Memorandum Exhibits.

Average Network Factor:

Network factors were calculated so that the average value is 1.0 when weighted with projected membership as demonstrated in Table 10 of the PA Actuarial Memorandum Exhibits.

Components of Rate Change

Data to support the calculation of the components of the rate change is presented in Tables 8 and 9 of the PA Actuarial Memorandum Exhibits. Values presented in the 2021 columns have been taken from this company's 2021 annual rate filing.

Plan Rate Development

Table 10 of the PA Actuarial Memorandum Exhibits has been populated as described in federal and state guidance to develop 2022 Plan Adjusted Index Rates. The allowable modifiers that are used in rate development are described below.

Plan Actuarial Value:

The AV for each plan was determined by the issuer's own pricing model based on experience from UPMC's fully-insured commercial block of business. This model calculates an AV for a given plan by first trending 2019 allowed claims data forward three years to the projection period, calculating paid amounts for each benefit category based on the benefit design of a given plan and projected allowed claims data, and taking the ratio of the total projected paid claims to projected allowed claims. Since the same tool was used for all plans, this eliminates any impact from morbidity at the plan level, and differing rate increases by product type are purely based on differences in benefit design for all plans within a given product.

Benefit Richness (induced demand)

Benefit richness factors were calculated using the formula $(\text{Plan AV})^2 - (\text{Plan AV}) + 1.24$, where (Plan AV) is equal to the product of the Plan AV described above and the Non-Funding of CSR Adjustment described below on a plan-by-plan basis. This formula was prescribed by the Pennsylvania Insurance Department and has been developed to produce induced demand factors that mimic those determined by HHS. The initial factors calculated using this formula were then normalized against projected membership by plan.

Benefits in addition to EHBs

Benefits that will be offered outside EHB include routine foot care and acupuncture. The projected allowed claims for these benefits is \$1.04 PMPM. The adjustment factor of 1.002 included in Table 10 has been derived by adding the aforementioned PMPM to the projected index rate for 2022 and dividing this total by the same index rate, causing the adjustment to be applied uniformly to all plans.

Provider Network

Please see the Network Factors section below for a discussion on the development of the provider network factors applied in Table 10.

Catastrophic Eligibility

No adjustments were made for catastrophic plans. Current enrollment is minimal and not credible.

Non-Funding of CSR Adjustment

To account for the elimination of funding for cost-share reduction subsidies, the Pennsylvania Insurance Department has mandated the rates for all silver plans offered both on and off the Federal Marketplace be increased by a factor of 1.22 in Table 10 of the Actuarial Memorandum Rate Exhibits. Several off-exchange only silver plans have been included for 2022 to minimize disruption to non-subsidized members enrolled in silver plans.

Plan Premium Development for 21-Year-Old Non-Tobacco User

Table 11 of the PA Actuarial Memorandum Exhibits has been populated as described in federal and state guidance. 2022 rates calculated in this tables were tested to ensure that they match those included in the PA Plan Design Summary and Rate Tables, Federal Rates Template, and the binder.

Plan Factors

Age and Tobacco Factors

As indicated in Table 12 of the PA Actuarial Memorandum Exhibits, the default federal standard age curve for 2022 is used in the development of the Consumer Adjusted Premium Rates. A tobacco load of 2.5% will be used for all 21-and-over age bands in the Individual market in 2022. This load has not changed from 2021.

Geographic Factors

The geographic rating areas used within this filing are the same as those defined by the state. To better reflect the varying costs of delivery between each geographical region in which coverage is offered, rating area factors have been updated for 2022. The table below summarizes changes in these factors:

Region	2021	2022
1	0.95	0.97
2	1.15	1.16
3	1.26	1.28
4	0.95	0.97
5	0.95	0.97
6	1.41	1.43
7	1.36	1.45
9	1.20	1.27

Network Factors

Network factors for 2022 were calculated to reflect cost differentials between networks and to ensure normalization using projected membership as demonstrated in Table 10 of the PA Actuarial Memorandum Exhibits. No major changes in cost differentials between networks are expected for 2022, so the relativities between network factors have been kept the same, and the factors have simply been re-normalized. The current and proposed network factors are also shown in Table 14 of the PA Actuarial Memorandum Exhibits.

Service Area Composition

Table 13 of the PA Actuarial Memorandum Exhibits shows the areas in which plans will be offered in 2022. Service area maps for 2021 and 2022 have been uploaded in the Supporting Documentation section in SERFF.

Composite Rating

No composite rating is used with these plans.

Warning Alerts

Several warning messages appear after clicking the validate button in the URRT. These messages highlight the fact that several terminated plans have entries of zero in the current enrollment and premium PMPM fields on worksheet 2 of the URRT. These particular plans were terminated prior to 2021 but have experience in 2020 and therefore must be included in the URRT. Similar error messages appeared in the prior year's version of the URRT for the captioned company.

List of Supporting Exhibits

Supporting exhibits have been included with the rate filing to assist with the review process. Below is a list summarizing the contents of each exhibit.

- Exhibit 1: Derivation of Projection Period MLR
- Exhibit 2: Actual vs Pricing MLR & Member Months
- Exhibit 3: Derivation of Age Calibration Factor
- Exhibit 4: Derivation of Geographical Calibration Factor
- Exhibit 5: Derivation of Annual Trend
- Exhibit 6: Derivation of Change in Network Factor
- Exhibit 7: Derivation of 3-child Cap Adjustment Factor
- Exhibit 8: Derivation of Change in Other Factor
- Exhibit 9: Derivation of Agent/Broker Fees and Commissions
- Exhibit 10: Derivation of COVID-19 Adjustment Factors
- Exhibit 11: Derivation of 2020 Covid-Adjusted Claims Detail by Service Category
- Exhibit 12: Support for Rating Area Factor Changes
- Exhibit 13: Enrollment Data from January - May 2021
- Exhibit 14: Historical Actual & Projected Claims Data
- Exhibit 15: Historical & Projected Financial Gains/Losses

Actuarial Certification

I, [REDACTED], am a Member of the American Academy of Actuaries. I am currently a Manager in the Actuarial Services department for UPMC Health Plan. I certify that:

- All factor, benefit and other changes from the prior approved filing have been disclosed in this actuarial memorandum.
- New plans cannot be considered modifications of existing plans under the uniform modification standards in 45 CFR 147.106.
- The information presented in the PA Actuarial Memorandum and PA Actuarial Memorandum Rate Exhibits is consistent with the information presented in the 2022 Rate Filing Justification.
- The projected Index Rate is:
 - a. In compliance with all applicable state and Federal statutes and regulations (45 CFR 156.80 and 147.102)
 - b. Developed in compliance with the applicable Actuarial Standards of Practice
 - c. Reasonable in relation to the benefits provided and the population anticipated to be covered
 - d. Neither excessive nor deficient
- The Index Rate and only the allowable modifiers as described in 45 CFR 156.80(d)(1) and 156.80(d)(2) were used to generate plan level rates.
- The geographic rating factors reflect only differences in the costs of delivery and do not include differences for population morbidity by geographic area.
- The AV Calculator was used to determine the AV Metal Values shown in Worksheet 2 of the Part I URRT for all plans except those specified in the certification.

9/17/2021

Date

PA Rate Template Part I
Data Relevant to the Rate Filing

Table 0. Identifying Information

Carrier Name:	UPMC HEALTH OPTIONS INC.
Products:	PPO, EPO
Market Segment:	Individual
Rate Effective Date:	1/1/2022
Base Period Start Date:	1/1/2020
Date of Most Recent Membership:	2/1/2021

to 12/31/2022
to 12/31/2020

Table 1. Number of Members

	Member-months	Members	Member-months
	Experience Period	Current Period (as of 02-01-2021)	Projected Rating Period
Average Age	45.5	45.5	45.5
Total	1,440,422	110,090	1,324,200
<18	101,724	7,795	93,540
18-24	86,295	6,440	77,280
25-29	92,969	7,065	84,780
30-34	103,422	8,125	98,124
35-39	100,133	7,815	93,780
40-44	99,784	7,852	92,688
45-49	112,045	8,374	100,488
50-54	151,506	11,464	138,192
55-59	217,647	16,209	194,508
60-64	276,907	21,117	254,008
65+	98,051	7,834	94,632

Table 2. Experience Period Claims and Premiums

Earned Premium	Paid Claims	Ultimate Incurred Claims	Member Months	Estimated Cost Sharing (Member + HHS)	Allowed Claims (Non-Capitated)	Non-EHB portion of Allowed Claims	Total Prescription Drug Rebates*	Total EHB Capitation	Total Non-EHB Capitation	Estimated Risk Adjustment	Estimated Reinsurance Recoveries
\$ 779,278,097.40	\$ 637,644,627.61	\$ 643,078,989.84	1,440,422	\$ 125,104,697.44	\$ 768,183,687.28	\$ 1,244,634.96	\$ (54,865,679.98)	\$ 1,339,592.46	\$	\$ (27,483,388.23)	\$ 495.24
Experience Period Total Allowed EHB Claims + EHB Capitation PMPM (net of prescription drug rebates)											\$ 78.42%
Less Ratio											\$ 78.42%

*Express Prescription Drug Rebates as a negative number

Table 3. Trend Components

Service Category	Cost*	Utilization*	Induced Demand*	Composite Trend	Weight*
Inpatient Hospital	9.25%	0.72%	0.00%	10.04%	22.14%
Outpatient Hospital	4.60%	0.85%	0.00%	5.50%	26.47%
Professional	1.73%	-0.49%	0.00%	1.24%	333.11
Other Medical	8.65%	-3.37%	0.00%	4.99%	12.95%
Capitation				0.00%	0.00%
Prescription Drugs				8.12%	21.09%
Total Annual Trend	12.34%	-3.76%	0.00%	6.30%	100.00%
Months of Trend				24	
Total Applied Trend Projection Factor				1.130	

* Express Cost, Utilization, Induced Utilization and Weight as percentages

** Should equal UBR Trend

Table 4. Historical Experience

Month-Year	Total Annual Premium	Incurred Claims	Completion Factors*	Ultimate Incurred Claims	Members	Ultimate Incurred PMPM	Estimated Annual Cost Sharing (Member + HHS)	Prescription Drug Rebates**	Allowed Claims (Net of Prescription Drug Rebates)	Allowed PMPM
Jan-17	\$	40,545,379.85	1.0000	\$ 40,545,379.85	139,589	\$ 290.46	\$	\$ (2,715,006.03)	\$ 55,762,500.78	\$ 399.49
Feb-17	\$	41,627,526.00	1.0000	\$ 41,627,526.00	142,741	\$ 291.61	\$	\$ (2,726,351.32)	\$ 55,226,358.88	\$ 386.89
Mar-17	\$	48,098,147.50	1.0000	\$ 48,098,147.50	141,966	\$ 334.50	\$	\$ (2,800,118.70)	\$ 62,163,118.06	\$ 433.11
Apr-17	\$	44,310,461.16	1.0000	\$ 44,310,461.16	142,331	\$ 311.32	\$	\$ (2,768,317.95)	\$ 56,528,080.07	\$ 397.16
May-17	\$	47,701,882.51	1.0000	\$ 47,701,882.51	140,211	\$ 340.21	\$	\$ (2,727,101.95)	\$ 60,148,322.88	\$ 430.41
Jun-17	\$	46,902,160.81	1.0000	\$ 46,902,160.81	138,685	\$ 338.19	\$	\$ (2,697,412.21)	\$ 58,650,118.93	\$ 421.46
Jul-17	\$	45,845,970.94	1.0000	\$ 45,845,970.94	137,198	\$ 334.16	\$	\$ (2,668,501.10)	\$ 56,129,924.28	\$ 409.12
Aug-17	\$	51,845,348.28	1.0000	\$ 51,845,348.28	135,749	\$ 381.92	\$	\$ (2,640,318.05)	\$ 62,503,113.26	\$ 460.43
Sep-17	\$	46,105,361.27	1.0000	\$ 46,105,361.27	134,091	\$ 343.86	\$	\$ (2,608,969.89)	\$ 55,891,771.27	\$ 416.82
Oct-17	\$	54,142,312.30	1.0000	\$ 54,142,312.30	132,463	\$ 408.73	\$	\$ (2,576,444.25)	\$ 60,925,958.32	\$ 459.94
Nov-17	\$	53,219,166.04	1.0000	\$ 53,219,166.04	130,282	\$ 408.49	\$	\$ (2,533,984.90)	\$ 59,243,126.17	\$ 454.73
Dec-17	\$ 621,597,643.26	\$ 50,533,603.53	1.0000	\$ 50,533,603.53	126,843	\$ 398.30	\$ 160,365,236.61	\$ (2,467,086.30)	\$ 58,699,142.88	\$ 440.20
Jan-18	\$	51,556,093.74	1.0000	\$ 51,556,093.74	145,014	\$ 355.22	\$	\$ (3,806,617.50)	\$ 64,079,822.94	\$ 441.89
Feb-18	\$	50,849,914.75	1.0000	\$ 50,849,914.75	142,790	\$ 356.12	\$	\$ (3,748,237.50)	\$ 60,728,820.91	\$ 425.30
Mar-18	\$	53,246,669.76	1.0000	\$ 53,246,669.76	140,612	\$ 378.68	\$	\$ (3,691,065.00)	\$ 63,386,913.24	\$ 450.79
Apr-18	\$	58,732,213.56	1.0000	\$ 58,732,213.56	139,124	\$ 422.16	\$	\$ (3,652,005.00)	\$ 67,877,604.28	\$ 487.89
May-18	\$	56,538,162.45	1.0000	\$ 56,538,162.45	137,508	\$ 411.16	\$	\$ (3,609,585.00)	\$ 65,617,426.31	\$ 477.19
Jun-18	\$	53,862,115.61	1.0000	\$ 53,862,115.61	136,032	\$ 395.95	\$	\$ (3,570,840.00)	\$ 61,504,729.69	\$ 452.13
Jul-18	\$	53,077,822.08	1.0000	\$ 53,077,822.08	136,661	\$ 473.21	\$	\$ (3,429,956.25)	\$ 68,771,101.68	\$ 455.17
Aug-18	\$	58,545,950.71	1.0000	\$ 58,545,950.71	133,442	\$ 438.74	\$	\$ (3,502,832.50)	\$ 65,936,188.16	\$ 494.12
Sep-18	\$	54,044,771.30	1.0000	\$ 54,044,771.30	132,028	\$ 409.35	\$	\$ (3,465,682.50)	\$ 60,263,822.93	\$ 456.45
Oct-18	\$	61,832,027.36	1.0000	\$ 61,832,027.36	130,661	\$ 473.21	\$	\$ (3,429,956.25)	\$ 68,771,101.68	\$ 455.17
Nov-18	\$	57,444,181.11	1.0000	\$ 57,444,181.11	129,071	\$ 445.06	\$	\$ (3,388,113.75)	\$ 63,112,482.42	\$ 489.15
Dec-18	\$ 842,388,487.80	\$ 59,008,024.35	1.0000	\$ 59,008,024.35	126,920	\$ 464.92	\$ 140,189,035.18	\$ (3,331,650.00)	\$ 64,312,050.15	\$ 506.71
Jan-19	\$	54,313,241.87	1.0000	\$ 54,313,241.87	139,130	\$ 390.38	\$	\$ (3,324,749.00)	\$ 67,891,777.27	\$ 487.97
Feb-19	\$	53,825,145.70	1.0000	\$ 53,825,145.70	137,533	\$ 377.55	\$	\$ (3,304,751.60)	\$ 62,102,475.66	\$ 451.55
Mar-19	\$	56,110,377.62	1.0000	\$ 56,110,377.62	135,513	\$ 414.06	\$	\$ (3,241,556.90)	\$ 66,176,262.15	\$ 488.34
Apr-19	\$	60,010,931.08	1.0000	\$ 60,010,931.08	134,150	\$ 447.34	\$	\$ (3,198,895.00)	\$ 69,271,624.19	\$ 517.12
May-19	\$	58,533,387.24	1.0000	\$ 58,533,387.24	132,280	\$ 443.21	\$	\$ (3,143,949.00)	\$ 67,190,456.93	\$ 507.54
Jun-19	\$	54,234,830.74	1.0000	\$ 54,234,830.74	130,870	\$ 414.42	\$	\$ (3,096,231.00)	\$ 61,290,549.59	\$ 468.33
Jul-19	\$	59,571,899.74	1.0000	\$ 59,571,899.74	129,155	\$ 461.24	\$	\$ (3,042,551.50)	\$ 66,746,228.09	\$ 516.79
Aug-19	\$	58,403,716.27	1.0000	\$ 58,403,716.27	127,733	\$ 457.24	\$	\$ (3,088,021.60)	\$ 65,164,703.94	\$ 510.16
Sep-19	\$	56,708,601.36	1.0000	\$ 56,708,601.36	125,191	\$ 469.38	\$	\$ (3,049,869.60)	\$ 62,812,072.96	\$ 498.23
Oct-19	\$	63,067,571.68	1.0000	\$ 63,067,571.68	124,831	\$ 505.22	\$	\$ (3,007,210.30)	\$ 69,669,055.43	\$ 558.11
Nov-19	\$	56,120,348.44	1.0000	\$ 56,120,348.44	123,291	\$ 455.18	\$	\$ (3,050,070.90)	\$ 61,738,087.33	\$ 500.66
Dec-19	\$ 845,498,385.96	\$ 59,210,367.03	1.0000	\$ 59,210,367.03	121,154	\$ 493.85	\$ 145,560,424.61	\$ (3,024,210.20)	\$ 61,170,216.83	\$ 517.67
Jan-20	\$	50,925,057.06	0.9940	\$ 51,230,354.28	126,146	\$ 406.12	\$	\$ (3,004,905.14)	\$ 64,181,912.90	\$ 508.79
Feb-20	\$	51,097,784.61	0.9999	\$ 51,103,647.48	124,393	\$ 410.82	\$	\$ (2,978,129.37)	\$ 60,575,726.31	\$ 486.97
Mar-20	\$	50,947,056.66	0.9998	\$ 50,958,054.92	122,845	\$ 414.82	\$	\$ (3,079,166.00)	\$ 58,178,454.25	\$ 473.96
Apr-20	\$	42,010,164.85	0.9996	\$ 42,024,931.80	122,241	\$ 341.78	\$	\$ (4,566,216.87)	\$ 43,622,738.81	\$ 359.11
May-20	\$	45,635,218.82	0.9991	\$ 45,674,831.46	121,238	\$ 376.74	\$	\$ (4,617,935.42)	\$ 49,909,080.98	\$ 411.66
Jun-20	\$	56,196,788.78	0.9979	\$ 56,313,566.64	120,386	\$ 467.78	\$	\$ (4,585,502.74)	\$ 62,394,935.04	\$ 518.29
Jul-20	\$	57,897,154.52	0.9973	\$ 58,056,264.11	119,768	\$ 484.76	\$	\$ (4,546,193.12)	\$ 63,688,120.95	\$ 531.79
Aug-20	\$	57,324,333.15	0.9879	\$ 58,023,945.61	118,956	\$ 487.78	\$	\$ (4,531,034.04)	\$ 63,220,596.52	\$ 531.46
Sep-20	\$	56,869,614.72	0.9927	\$ 57,288,746.60	118,073	\$ 485.20	\$	\$ (4,497,490.57)	\$ 62,115,093.20	\$ 527.77
Oct-20	\$	57,448,990.31	0.9882	\$ 58,127,029.99	117,012	\$ 496.85	\$	\$ (4,456,897.99)	\$ 62,112,525.33	\$ 539.31
Nov-20	\$	54,999,116.90	0.9775	\$ 56,264,860.78	115,654	\$ 486.49	\$	\$ (4,405,260.88)	\$ 60,046,907.31	\$ 519.19
Dec-20	\$ 779,278,097.40	\$ 56,293,475.01	0.9486	\$ 59,342,269.62	113,708	\$ 521.88	\$ 225,104,697.44	\$ (4,331,137.72)	\$ 63,115,368.94	\$ 555.07

* Express Completion Factor as a percentage

** Express Prescription Drug Rebates as a negative number

Carrier Name: UPMC HEALTH OPTIONS INC.
Product(s): PPO, EPO
Market Segment: Individual
Rate Effective Date: 3/1/2022

Table 2b. Manual Experience Period Claims and Premiums

Earned Premium	Paid Claims	Ultimate Incurred Claims	Member Months	Estimated Cost Sharing (Member + HHS)	Allowed Claims (Non-Capitated)	Non-EHB portion of Allowed Claims	Total Prescription Drug Rebates*	Total EHB Capitation	Total Non-EHB Capitation	Estimated Risk Adjustment	Estimated Reinsurance Recoveries
\$ 779,278,097.40	\$ 637,644,627.61	\$ 643,078,989.84	1,440,422	\$ 125,104,697.44	\$ 768,183,687.28	\$ 1,244,634.96	\$ (54,865,673.98)	\$ 1,339,592.46	\$ -	\$ (27,483,388.23)	\$ 495.28
Experience Period Total Allowed EHB Claims + EHB Capitation PMPM (net of prescription drug rebates)											\$ 78.42%
Loss Ratio											

*Express Prescription Drug Rebates as a negative number

Table 3b. Manual Trend Components

Service Category	Cost*	Utilization*	Induced Demand*	Composite Trend	Weight*
Inpatient Hospital	9.25%	0.72%	0.00%	10.04%	22.14%
Outpatient Hospital	4.60%	0.85%	0.00%	5.50%	26.67%
Professional	1.73%	-0.49%	0.00%	1.24%	17.16%
Other Medical	8.65%	-3.37%	0.00%	4.99%	12.39%
Capitation				0.00%	0.00%
Prescription Drugs	12.34%	-3.76%	0.00%	8.12%	21.09%
Total Annual Trend				6.30%	100.00%
Months of Trend				24	
Total Applied Trend Projection Factor				1.130	

* Express Cost, Utilization, Induced Utilization and Weight as percentages

Table 4b. Historical Manual Experience

Month-Year	Total Annual Premium	Incurred Claims	Completion Factors*	Ultimate Incurred Claims	Members	Ultimate Incurred PMPM	Estimated Annual Cost Sharing (Member + HHS)	Prescription Drug Rebates**	Allowed Claims (Net of Prescription Drug Rebates)	Allowed PMPM
Jan-17	\$ 621,597,643.20	\$ 40,545,379.85	1.0000	\$ 40,545,379.85	139,389	\$ 290.46	\$ 160,365,236.61	\$ (2,715,006.09)	\$ 35,762,500.78	\$ 399.48
Feb-17		\$ 41,627,926.00	1.0000	\$ 41,627,926.00	142,743	\$ 291.63		\$ (2,776,351.35)	\$ 35,226,304.88	\$ 386.89
Mar-17		\$ 48,098,547.59	1.0000	\$ 48,098,547.59	143,966	\$ 334.10		\$ (2,800,138.70)	\$ 62,353,218.06	\$ 433.11
Apr-17		\$ 44,310,461.16	1.0000	\$ 44,310,461.16	142,331	\$ 311.32		\$ (2,768,337.95)	\$ 56,528,080.07	\$ 397.16
May-17		\$ 47,701,882.51	1.0000	\$ 47,701,882.51	140,211	\$ 340.21		\$ (2,727,103.95)	\$ 60,348,322.98	\$ 430.41
Jun-17		\$ 46,902,160.81	1.0000	\$ 46,902,160.81	138,685	\$ 336.19		\$ (2,697,432.25)	\$ 58,450,719.93	\$ 421.46
Jul-17		\$ 45,845,970.94	1.0000	\$ 45,845,970.94	137,198	\$ 334.16		\$ (2,668,501.30)	\$ 56,129,924.28	\$ 409.12
Aug-17		\$ 51,845,348.28	1.0000	\$ 51,845,348.28	135,749	\$ 381.92		\$ (2,640,318.05)	\$ 62,503,113.26	\$ 460.43
Sep-17		\$ 46,105,361.37	1.0000	\$ 46,105,361.37	134,091	\$ 343.84		\$ (2,608,069.95)	\$ 55,891,771.37	\$ 416.82
Oct-17		\$ 54,142,312.30	1.0000	\$ 54,142,312.30	132,465	\$ 408.73		\$ (2,576,444.25)	\$ 60,925,958.32	\$ 459.94
Nov-17		\$ 53,219,166.04	1.0000	\$ 53,219,166.04	130,282	\$ 406.49		\$ (2,533,984.90)	\$ 59,243,126.17	\$ 454.73
Dec-17		\$ 50,531,603.53	1.0000	\$ 50,531,603.53	126,843	\$ 398.38		\$ (2,467,096.35)	\$ 55,899,542.04	\$ 440.70
Jan-18	\$ 842,388,487.80	\$ 51,556,093.74	1.0000	\$ 51,556,093.74	145,014	\$ 355.52	\$ 140,189,035.18	\$ (3,806,617.50)	\$ 64,079,822.94	\$ 441.89
Feb-18		\$ 50,849,914.75	1.0000	\$ 50,849,914.75	142,790	\$ 356.12		\$ (3,748,237.50)	\$ 60,728,820.91	\$ 425.30
Mar-18		\$ 53,246,669.76	1.0000	\$ 53,246,669.76	140,612	\$ 378.68		\$ (3,691,065.00)	\$ 63,386,913.24	\$ 450.79
Apr-18		\$ 58,732,213.56	1.0000	\$ 58,732,213.56	139,124	\$ 422.16		\$ (3,652,005.00)	\$ 67,877,624.38	\$ 487.89
May-18		\$ 56,538,162.45	1.0000	\$ 56,538,162.45	137,508	\$ 411.16		\$ (3,609,585.00)	\$ 65,617,626.31	\$ 477.19
Jun-18		\$ 53,862,115.63	1.0000	\$ 53,862,115.63	136,032	\$ 395.95		\$ (3,570,840.00)	\$ 61,504,729.69	\$ 452.13
Jul-18		\$ 53,977,822.08	1.0000	\$ 53,977,822.08	134,823	\$ 400.36		\$ (3,539,103.75)	\$ 61,393,888.22	\$ 455.37
Aug-18		\$ 58,545,950.71	1.0000	\$ 58,545,950.71	133,442	\$ 438.74		\$ (3,502,852.50)	\$ 65,936,388.16	\$ 494.12
Sep-18		\$ 54,044,771.30	1.0000	\$ 54,044,771.30	132,026	\$ 409.35		\$ (3,465,682.50)	\$ 60,263,922.93	\$ 456.45
Oct-18		\$ 61,832,027.56	1.0000	\$ 61,832,027.56	130,665	\$ 473.21		\$ (3,429,956.25)	\$ 68,777,103.68	\$ 526.36
Nov-18		\$ 57,444,181.11	1.0000	\$ 57,444,181.11	129,071	\$ 445.06		\$ (3,388,113.75)	\$ 63,212,682.92	\$ 489.75
Dec-18		\$ 59,008,024.35	1.0000	\$ 59,008,024.35	126,920	\$ 464.92		\$ (3,331,650.00)	\$ 64,312,050.15	\$ 506.71
Jan-19	\$ 845,498,285.50	\$ 54,313,241.87	1.0000	\$ 54,313,241.87	139,130	\$ 390.38	\$ 145,560,424.61	\$ (4,354,709.00)	\$ 67,891,777.57	\$ 487.97
Feb-19		\$ 51,925,145.70	1.0000	\$ 51,925,145.70	137,532	\$ 377.55		\$ (4,304,751.60)	\$ 62,102,475.96	\$ 451.55
Mar-19		\$ 56,110,377.62	1.0000	\$ 56,110,377.62	135,513	\$ 414.06		\$ (4,241,556.80)	\$ 66,176,262.15	\$ 488.34
Apr-19		\$ 60,010,931.08	1.0000	\$ 60,010,931.08	134,150	\$ 447.34		\$ (4,198,895.00)	\$ 69,371,624.19	\$ 517.12
May-19		\$ 58,531,387.24	1.0000	\$ 58,531,387.24	132,380	\$ 442.15		\$ (4,143,494.00)	\$ 67,190,645.43	\$ 507.56
Jun-19		\$ 54,234,830.74	1.0000	\$ 54,234,830.74	130,870	\$ 414.42		\$ (4,096,231.00)	\$ 61,290,949.59	\$ 468.33
Jul-19		\$ 59,571,899.74	1.0000	\$ 59,571,899.74	129,155	\$ 461.24		\$ (4,042,551.50)	\$ 66,746,228.99	\$ 516.79
Aug-19		\$ 58,403,716.27	1.0000	\$ 58,403,716.27	127,732	\$ 457.24		\$ (3,999,011.60)	\$ 65,164,170.34	\$ 510.16
Sep-19		\$ 56,708,601.36	1.0000	\$ 56,708,601.36	126,192	\$ 449.38		\$ (3,949,809.60)	\$ 62,872,072.96	\$ 498.23
Oct-19		\$ 63,067,571.68	1.0000	\$ 63,067,571.68	124,831	\$ 505.22		\$ (3,907,210.30)	\$ 69,669,055.43	\$ 558.11
Nov-19		\$ 56,120,348.44	1.0000	\$ 56,120,348.44	123,293	\$ 455.18		\$ (3,859,070.90)	\$ 61,728,087.33	\$ 500.66
Dec-19		\$ 59,710,367.03	1.0000	\$ 59,710,367.03	121,154	\$ 492.85		\$ (3,792,120.20)	\$ 65,177,023.94	\$ 537.97
Jan-20	\$ 779,278,097.40	\$ 50,925,057.06	0.9940	\$ 51,230,342.28	125,146	\$ 406.12	\$ 125,104,697.44	\$ (4,804,901.14)	\$ 64,181,912.90	\$ 508.79
Feb-20		\$ 51,097,784.63	0.9999	\$ 51,103,647.48	124,393	\$ 410.82		\$ (4,738,129.37)	\$ 60,575,726.31	\$ 486.97
Mar-20		\$ 50,847,056.66	0.9998	\$ 50,958,054.92	122,845	\$ 414.82		\$ (4,679,166.05)	\$ 58,174,454.25	\$ 473.56
Apr-20		\$ 42,010,016.85	0.9996	\$ 42,024,933.80	122,243	\$ 343.78		\$ (4,656,235.87)	\$ 43,922,873.81	\$ 359.31
May-20		\$ 45,635,238.82	0.9991	\$ 45,674,831.46	121,238	\$ 376.74		\$ (4,617,955.42)	\$ 49,809,080.98	\$ 411.66
Jun-20		\$ 56,196,788.78	0.9978	\$ 56,313,566.64	120,386	\$ 467.78		\$ (4,585,502.74)	\$ 62,394,935.64	\$ 518.29
Jul-20		\$ 57,897,154.52	0.9973	\$ 58,056,268.11	119,768	\$ 484.74		\$ (4,561,963.12)	\$ 63,688,120.39	\$ 531.76
Aug-20		\$ 57,324,333.15	0.9879	\$ 58,023,945.61	118,956	\$ 487.78		\$ (4,531,034.04)	\$ 63,220,596.52	\$ 531.46
Sep-20		\$ 56,869,614.72	0.9927	\$ 57,288,746.60	118,073	\$ 485.20		\$ (4,497,400.57)	\$ 62,315,093.20	\$ 527.77
Oct-20		\$ 57,448,990.51	0.9882	\$ 58,137,102.99	117,012	\$ 496.85		\$ (4,456,987.08)	\$ 63,112,535.51	\$ 539.37
Nov-20		\$ 54,999,116.90	0.9775	\$ 56,294,860.78	115,654	\$ 486.49		\$ (4,405,260.86)	\$ 60,046,907.31	\$ 519.19
Dec-20		\$ 56,293,475.01	0.9486	\$ 59,342,269.62	113,708	\$ 521.88		\$ (4,331,137.72)	\$ 63,115,368.94	\$ 555.07

* Express Completion Factor as a percentage

**Express Prescription Drug Rebates as a negative number

PA Rate Template Part II
Rate Development and Change

Carrier Name: UPMC HEALTH OPTIONS INC.
Products: PPO, EPO
Market Segment: Individual
Rate Effective Date: 1/1/2022

Table 5. Development of the Projected Index Rate, Market-Adjusted Index Rate, and Total Allowed Claims

Development of the Projected Index Rate	Actual Experience Data	Manual Data
Total Allowed EHB Claims + EHB Capitation PMPM (net of prescription drug rebates) PMPM	\$ 495.28	\$ 495.28
Two year trend projection factor	1.130	1.130
Unadjusted Projected Allowed EHB Claims PMPM	\$ 559.65	\$ 559.65
<u>Single Risk Pool Adjustment Factors</u>		
Change in Morbidity - Impact of Reinsurance Program	0.999	0.999
Change in Morbidity - All Other	1.000	1.000
Total Non-Morbidity Changes	1.068	1.068
Change in Demographics	1.000	1.000
Change in Network	0.992	0.992
Change in Benefits	1.000	1.000
Change in Other	1.076	1.076
Total Adjusted Projected Allowed EHB Claims PMPM	\$ 597.02	\$ 597.02
Credibility Factors	100%	0%
Blended Projected EHB Claims PMPM	\$ 597.02	\$ 597.02
<u>Development of the Market-Adjusted Index Rate and Total Allowed Claims</u>		
Adjusted Projected Allowed EHB Claims PMPM	\$ 597.02	< Index Rate for Projection Period on URRT
Projected Paid to Allowed Ratio	0.769	
Projected Incurred EHB Claims PMPM	\$ 459.39	
Market-wide Adjustments		
Projected Incurred Risk Adjustment PMPM	-519.09	
Projected Incurred Exchange User Fees PMPM	\$12.29	
Projected Incurred Reinsurance Recoveries PMPM	\$27.54	
Market-Adjusted Projected Incurred EHB Claims PMPM	\$ 463.13	
Market-Adjusted Projected Allowed EHB Claims PMPM	\$ 602.89	< Market-Adjusted Index Rate
Projected Allowed Non-EHB Claims PMPM	\$ 1.04	
Market-Adjusted Projected Incurred Total Claims PMPM	\$ 463.94	
Market-Adjusted Projected Allowed Total Claims PMPM	\$ 602.93	

Table 6. Retention

Retention Items - Express in percentages	Percentages	PMPM Amounts
Administrative Expenses	12.13%	\$64.13
General and Claims	8.81%	\$51.87
Agent/Broker Fees and Commissions	1.47%	\$7.76
Quality Improvement Initiatives	0.85%	\$4.50
Taxes and Fees	0.05%	\$0.47
Risk Adjustment User Fee	0.05%	\$0.25
PCORI Fee	0.04%	\$0.22
PA Premium & Other Taxes (if applicable)	0.00%	\$0.00
Federal Income Tax	0.00%	\$0.00
Health Insurance Providers Fee (Prorated for Small Groups only)	0.00%	\$0.00
Profit/Contingency (after tax)	0.00%	\$0.00
Total Retention	12.22%	\$64.60
Projected Required Revenue PMPM		\$ 528.54

Table 8. Components of Rate Change

Rate Components	2021	2022	Difference	Percent Change
A. Calibrated Plan Adjusted Index Rate (PMPM)	\$ 283.24	\$ 279.94	\$ (3.30)	-1.2%
B. Base period allowed claims before normalization	\$ 508.21	\$ 495.28	\$ (12.93)	-4.6%
C. Normalization factor component of change	\$ (239.37)	\$ (234.68)	\$ 4.69	1.7%
D. Change in Normalized Allowed Claims Adjustment Components				
D1. Base period allowed claims after normalization	\$ 268.84	\$ 260.80	\$ (8.04)	-2.9%
D2. URRT Trend	\$ 33.26	\$ 33.87	\$ 0.58	0.2%
D3. URRT Morbidity	\$ 2.72	\$ (0.29)	\$ (3.01)	-1.1%
D4. URRT Other	\$ (1.70)	\$ 19.96	\$ 21.66	7.6%
D5. Normalized URRT Risk Adjustment on an allowed basis	\$ 17.77	\$ 13.85	\$ (4.72)	-1.7%
D6. Normalized Exchange User Fee on an allowed basis	\$ 8.56	\$ 8.34	\$ (0.22)	-0.1%
D7. Normalized Reinsurance Recoveries on an allowed basis	\$ (15.75)	\$ (18.83)	\$ (3.09)	-1.1%
D8. Subtotal - Sum(D1-D7)	\$ 313.72	\$ 316.69	\$ 2.97	1.0%
E. Change in Allowable Plan-Adjusted Level Components				
E1. Network	\$ (0.00)	\$ 0.02	\$ 0.02	0.0%
E2. Pricing AV	\$ (56.01)	\$ (73.01)	\$ (17.00)	-6.0%
E3. Benefit Richness	\$ (0.00)	\$ (0.00)	\$ (0.00)	0.0%
E4. Catastrophic Eligibility	\$ -	\$ -	\$ -	0.0%
E5. Subtotal - Sum(E1-E4)	\$ (56.02)	\$ (73.02)	\$ (16.99)	-6.0%
F. Change in Retention Components				
F1. Administrative Expenses	\$ 38.88	\$ 33.97	\$ (4.91)	-1.7%
F2. Taxes and Fees	\$ 0.24	\$ 0.25	\$ 0.01	0.0%
F3. Profit and/or Contingency	\$ 5.66	\$ -	\$ (5.66)	-2.0%
F4. Subtotal - Sum(F1-F3)	\$ 44.78	\$ 34.22	\$ (10.56)	-3.7%
G. Change in Miscellaneous Items	\$ -	\$ -	\$ -	0.0%
H. Sum of Components of Rate Change (should approximate the change shown in line A)	\$ 302.48	\$ 277.89	\$ (24.59)	-8.7%

For Informational Purposes only - No input required.

Blended Base Period Unadjusted Claims before Normalization	\$ 495.28	< Index Rate of Experience Period on URRT
Blended Earned Premium	\$ 779,278,997.40	
Blended Loss Ratio	78.42%	

Table 5A. Small Group Projected Index Rate with Quarterly Trend

Effective Date	1/1/2022	4/1/2022	7/1/2022	10/1/2022	Total Single Risk Pool
# of Member Months Remaining in Quarter	1	1	1	1	4
Adjusted Projected Allowed EHB Claims PMPM	\$ 597.02	\$ 597.02	\$ 597.02	\$ 597.02	\$ 597.02
Months of Trend	-	3	6	9	
Annual Trend	0.00%	0.00%	0.00%	0.00%	
Single Risk Pool Projected Allowed Claims	\$ 597.02	\$ 597.02	\$ 597.02	\$ 597.02	\$ 597.02
Quarterly Trend Factor	1.000	1.000	1.000	1.000	1.000

Table 7. Normalized Market-Adjusted Projected Allowed Total Claims

Normalization Factors	2021	2022
Average Age Factor	1.884	1.895
Average Geographic Factor	1.004	1.004
Average Tobacco Factor	1.002	1.002
Average Benefit Richness (induced demand)	1.000	1.000
Average Network Factor	1.000	1.000
Market-Adjusted Projected Allowed Total Claims PMPM	\$ 594.16	\$ 602.93
Normalized Market-Adjusted Projected Allowed Total Claims PMPM	\$ 314.30	\$ 317.24

Table 9. Year-over-Year Data to Support Table 8

	2021	2022
Paid-to-Allowed	0.769	0.769
URRT Trend (Total Applied Trend Factor)	1.124	1.130
URRT Morbidity	1.009	0.999
URRT "Other"	0.998	1.068
Risk Adjustment	\$ 25.73	\$ 19.09
Exchange User Fee	\$ 12.40	\$ 12.20
Reinsurance Recoveries	\$ 22.80	\$ 27.54
Capitation		
Network	1.000	1.000
Pricing AV	0.821	0.769
Benefit Richness	1.000	1.000
Catastrophic Eligibility	1.000	1.000
Administrative Expenses	13.73%	12.13%
Taxes and Fees	0.08%	0.05%
Profit and/or Contingency	2.00%	0.00%

Carrier Name:	UPMC HEALTH OPTIONS INC
Product(s):	PPO, EPO
Market Segment:	Individual
Rate Effective Date:	1/1/2022
Base Period Start Date	1/1/2020
Date of Most Recent Membership:	2/1/2021
Market Adjusted Index Rate:	\$ 601.89

Total Covered Lives @ 02-01-2021	110,090
----------------------------------	---------

Total Covered Lives Mapped into 2022 Plan @ 02-01-2021	Total Projected Lives
--	-----------------------

Proposed Rate Change Compared to Prior 12 months	% of Total Covered Lives
Increased	10.0%
Decreased	10.0%
No Change	80.0%

1	2	3	4	5	6	7	8	9	Total	2022 Continued/ Discontinued Plans Indicator
---	---	---	---	---	---	---	---	---	-------	--

Table 11. Plan Premium Development for 21-Year-Old Non-Tobacco User

UPMC HEALTH OPTIONS INC.
PPO, EPO
Individual
1/1/2022

2021 21-year-old, Non-Tobacco Premium PMPM										2022 21-year-old, Non-Tobacco Premium PMPM										Change in 21-year-old Non-Tobacco Premium PMPM																		
Plan Number	HDS Plan ID (Standard Component)	1/1/2021 Plan Marketing Name	Discontinued, New, Modified, Existing (D,N,M,X) for 2022	1/1/2022 Plan HDS Plan ID (If 1/1/2021 Plan Discontinued & Mapped)	Metallic	Exchange On/Off	1	2	3	4	5	6	7	8	9	Average (weighted by enrollment by rating area)	1	2	3	4	5	6	7	8	9	Average (weighted by enrollment by rating area)	1	2	3	4	5	6	7	8	9	Average (weighted by enrollment by rating area)		
Totals		These cells auto-update the data entered in Table 10.					273.73	401.05	320.68	351.65	301.65	439.87	445.36	5	5	267.20	279.49	274.90	406.18	323.73	262.24	302.71	441.80	435.66	-	5	384.30	281.45	0.3%	0.6%	0.6%	0.2%	0.3%	0.6%	4.9%	0.0%	4.7%	0.5%
Plan 1	16322PA000006	Image Silver 50.585 - Prev	DM	16322PA000048	Silver	On/Off	\$ 365.43	449.72	484.19	\$ 365.43	365.43	\$ 541.89	524.09	\$ 5	\$ 488.61	\$ 381.44	\$ 387.82	467.73	513.85	\$ 387.82	\$ 387.82	574.56	584.01	\$ 5	\$ 511.38	\$ 404.81	6.1%	6.1%	6.1%	6.1%	6.1%	6.1%	11.4%	13.4%	6.1%			
Plan 2	16322PA000007	Image Silver 50.580 - PM	DM	16322PA000008	Silver	On/Off	\$ 272.62	399.46	492.71	\$ 272.62	272.62	\$ 524.04	524.04	\$ 5	\$ 487.29	\$ 381.24	\$ 387.82	467.73	513.85	\$ 387.82	\$ 387.82	574.56	584.01	\$ 5	\$ 511.38	\$ 404.81	4.3%	4.3%	4.3%	4.3%	4.3%	4.3%	4.3%	4.3%	4.3%			
Plan 3	16322PA000008	Image Silver 50.500/40 - PM	DM	16322PA000009	Silver	On/Off	\$ 376.05	451.46	498.18	\$ 376.05	376.05	\$ 539.24	539.24	\$ 5	\$ 472.18	\$ 385.00	\$ 384.20	463.15	509.05	\$ 384.20	\$ 384.20	578.55	578.55	\$ 5	\$ 506.60	\$ 393.40	2.2%	2.2%	2.2%	2.2%	2.2%	2.2%	2.2%	2.2%	2.2%			
Plan 4	16322PA000010	Image Gold \$1.000/50 - PM	DM	16322PA000011	Bronze	On/Off	\$ 340.89	411.13	451.67	\$ 340.89	340.89	\$ 505.04	498.90	\$ 5	\$ 428.09	\$ 347.04	\$ 332.93	401.52	441.12	\$ 332.93	\$ 332.93	493.23	501.85	\$ 5	\$ 435.89	\$ 338.93	-2.3%	-2.3%	-2.3%	-2.3%	-2.3%	-2.3%	-2.3%	-2.3%	-2.3%			
Plan 5	16322PA000014	Image Bronze \$6.700/50 - PM	M	16322PA000015	Bronze	On/Off	\$ 229.13	278.33	301.59	\$ 229.13	229.13	\$ 339.45	339.45	\$ 5	\$ 287.21	\$ 237.38	\$ 229.64	276.36	309.27	\$ 229.64	\$ 229.64	340.22	345.81	\$ 5	\$ 302.80	\$ 272.81	0.2%	0.2%	0.2%	0.2%	0.2%	0.2%	0.2%	0.2%	0.2%			
Plan 6	16322PA000020	Image Silver HSA \$1.100/50 - PM	M	16322PA000021	Silver	Off	\$ 273.87	317.29	370.35	\$ 273.87	273.87	\$ 414.31	401.09	\$ 5	\$ 361.24	\$ 284.24	\$ 276.96	314.03	366.97	\$ 276.96	\$ 276.96	433.33	417.08	\$ 5	\$ 365.20	\$ 292.48	-1.0%	-1.0%	-1.0%	-1.0%	-1.0%	-1.0%	-1.0%	-1.0%	-1.0%			
Plan 7	16322PA000025	Catastrophic \$50.000 - PM	M	16322PA000026	Catastrophic	On/Off	\$ 217.33	271.23	298.39	\$ 217.33	217.33	\$ 324.62	324.62	\$ 5	\$ 217.33	\$ 224.39	\$ 217.33	217.33	217.33	\$ 217.33	\$ 217.33	321.48	327.48	\$ 5	\$ 286.48	\$ 274.48	-0.2%	-0.2%	-0.2%	-0.2%	-0.2%	-0.2%	-0.2%	-0.2%	-0.2%			
Plan 8	16322PA000037	Image Silver \$3.000/50 - PM	M	16322PA000038	Silver	Off	\$ 289.51	349.16	383.59	\$ 289.51	289.51	\$ 428.91	415.20	\$ 5	\$ 383.56	\$ 291.12	\$ 287.93	347.25	381.49	\$ 287.93	\$ 287.93	426.57	433.38	\$ 5	\$ 379.66	\$ 291.52	-0.5%	-0.5%	-0.5%	-0.5%	-0.5%	-0.5%	-0.5%	-0.5%	-0.5%			
Plan 9	16322PA000040	Image Bronze \$6.700/50 - PM	M	16322PA000041	Bronze	On/Off	\$ 279.13	276.33	303.59	\$ 279.13	279.13	\$ 339.45	326.81	\$ 5	\$ 287.21	\$ 306.19	\$ 276.96	314.03	366.97	\$ 276.96	\$ 276.96	340.22	345.81	\$ 5	\$ 302.80	\$ 321.09	0.2%	0.2%	0.2%</									

PA Rate Quarterly Template Part V Consumer Factors

Carrier Name:	UPMC HEALTH OPTIONS INC.
Product(s):	PPO, EPO
Market Segment:	Individual
Rate Effective Date:	1/1/2022

Table 12. Age and Tobacco Factors

Projection Period Age and Tobacco Factors						
Age Band	Age Factor	Tobacco Factor		Age Band	Age Factor	Tobacco Factor
0-14	0.765			40	1.278	1.025
15	0.833			41	1.302	1.025
16	0.859			42	1.325	1.025
17	0.885			43	1.357	1.025
18	0.913	1.000		44	1.397	1.025
19	0.941	1.000		45	1.444	1.025
20	0.970	1.000		46	1.500	1.025
21	1.000	1.025		47	1.563	1.025
22	1.000	1.025		48	1.635	1.025
23	1.000	1.025		49	1.706	1.025
24	1.000	1.025		50	1.786	1.025
25	1.004	1.025		51	1.865	1.025
26	1.024	1.025		52	1.952	1.025
27	1.048	1.025		53	2.040	1.025
28	1.087	1.025		54	2.135	1.025
29	1.119	1.025		55	2.230	1.025
30	1.135	1.025		56	2.333	1.025
31	1.159	1.025		57	2.437	1.025
32	1.183	1.025		58	2.548	1.025
33	1.198	1.025		59	2.603	1.025
34	1.214	1.025		60	2.714	1.025
35	1.222	1.025		61	2.810	1.025
36	1.230	1.025		62	2.873	1.025
37	1.238	1.025		63	2.952	1.025
38	1.246	1.025		64+	3.000	1.025
39	1.262	1.025				

*PA follows the federal default age curve.

Table 13. Geographic Factors

Geographic Area Factors			
Area	Counties	Current Factor	Proposed Factor
Rating Area 1	Clarion, Erie, Forest, McKean, Mercer, Venango, Warren	0.952	0.966
Rating Area 2	Elk, Cameron, Potter	1.148	1.165
Rating Area 3	Bradford, Carbon, Clinton, Lackawanna, Luzerne, Lycoming, Sullivan, Tioga, Wyoming	1.261	1.280
Rating Area 4	Allegheny, Armstrong, Beaver, Butler, Fayette, Greene, Indiana, Lawrence, Washington, Westmoreland	0.952	0.966
Rating Area 5	Cambria, Blair, Bedford, Somerset, Jefferson, Huntingdon	0.952	0.966
Rating Area 6	Centre, Columbia, Lehigh, Northampton, Northumberland, Schuylkill, Snyder, Union	1.410	1.431
Rating Area 7	Adams, Berks, Lancaster, York	1.365	1.455
Rating Area 8			
Rating Area 9	Cumberland, Dauphin, Lebanon, Perry	1.195	1.274

Table 14. Network Factors

[illegible]

Company Name: UPMC Health Options, Inc.
 Market: Individual
 Product: PPO, EPO
 Effective Date of Rates: January 1, 2022

Ending date of Rates: December 31, 2022

HIOS Plan ID (On Exchange)=>	16322PA0040008	16322PA0040008	16322PA0040008	16322PA0040008	16322PA0040008	16322PA0040008	16322PA0040008	16322PA0040008	16322PA0040008
HIOS Plan ID (Off Exchange)=>	16322PA0040008	16322PA0040008	16322PA0040008	16322PA0040008	16322PA0040008	16322PA0040008	16322PA0040008	16322PA0040008	16322PA0040008
Plan Marketing Name =>	ntage Silver \$3,500/\$40 - Prem	ntage Silver \$3,500/\$40 - Prem	ntage Silver \$3,500/\$40 - Prem	ntage Silver \$3,500/\$40 - Prem	ntage Silver \$3,500/\$40 - Prem	ntage Silver \$3,500/\$40 - Prem	ntage Silver \$3,500/\$40 - Prem	ntage Silver \$3,500/\$40 - Prem	ntage Silver \$3,500/\$40 - Prem
Form # =>	663	663	663	663	663	663	663	663	663
Rating Area =>	1	2	4	5	6	7	8	9	10
Network =>	st w/Dental Advantage w/Den	st w/Dental Advantage w/Den	st w/Dental Advantage w/Den	st w/Dental Advantage w/Den	st w/Dental Advantage w/Den	st w/Dental Advantage w/Den	st w/Dental Advantage w/Den	st w/Dental Advantage w/Den	st w/Dental Advantage w/Den
Metal =>	Silver	Silver	Silver	Silver	Silver	Silver	Silver	Silver	Silver
Deductible =>	\$3500 / \$7000	\$3500 / \$7000	\$3500 / \$7000	\$3500 / \$7000	\$3500 / \$7000	\$3500 / \$7000	\$3500 / \$7000	\$3500 / \$7000	\$3500 / \$7000
Coinsurance =>	70%	70%	70%	70%	70%	70%	70%	70%	70%
Copays =>	\$40 / \$75	\$40 / \$75	\$40 / \$75	\$40 / \$75	\$40 / \$75	\$40 / \$75	\$40 / \$75	\$40 / \$75	\$40 / \$75
OOP Maximum =>	\$8700 / \$17400	\$8700 / \$17400	\$8700 / \$17400	\$8700 / \$17400	\$8700 / \$17400	\$8700 / \$17400	\$8700 / \$17400	\$8700 / \$17400	\$8700 / \$17400
Pediatric Dental (Yes/No) =>	Yes	Yes	Yes	Yes	Yes	Yes	Yes	Yes	Yes
Age Band	Non-Tobacco	Tobacco	Non-Tobacco	Tobacco	Non-Tobacco	Tobacco	Non-Tobacco	Tobacco	Non-Tobacco
0 - 14	\$293.91	\$293.91	\$354.46	\$354.46	\$293.91	\$293.91	\$293.91	\$293.91	\$435.43
15	\$320.04	\$320.04	\$385.97	\$385.97	\$320.04	\$320.04	\$320.04	\$320.04	\$474.14
16	\$330.03	\$330.03	\$398.02	\$398.02	\$330.03	\$330.03	\$330.03	\$330.03	\$488.93
17	\$340.02	\$340.02	\$410.06	\$410.06	\$340.02	\$340.02	\$340.02	\$340.02	\$503.73
18	\$350.77	\$350.77	\$423.04	\$423.04	\$350.77	\$350.77	\$350.77	\$350.77	\$519.67
19	\$361.53	\$361.53	\$436.01	\$436.01	\$361.53	\$361.53	\$361.53	\$361.53	\$535.61
20	\$372.67	\$372.67	\$449.45	\$449.45	\$372.67	\$372.67	\$372.67	\$372.67	\$552.11
21	\$384.20	\$393.81	\$463.35	\$474.93	\$384.20	\$393.81	\$384.20	\$393.81	\$569.19
22	\$384.20	\$393.81	\$463.35	\$474.93	\$384.20	\$393.81	\$384.20	\$393.81	\$569.19
23	\$384.20	\$393.81	\$463.35	\$474.93	\$384.20	\$393.81	\$384.20	\$393.81	\$569.19
24	\$384.20	\$393.81	\$463.35	\$474.93	\$384.20	\$393.81	\$384.20	\$393.81	\$569.19
25	\$385.74	\$395.38	\$465.20	\$476.83	\$385.74	\$395.38	\$385.74	\$395.38	\$571.47
26	\$393.42	\$403.26	\$474.47	\$486.33	\$393.42	\$403.26	\$393.42	\$403.26	\$582.85
27	\$402.64	\$412.71	\$485.59	\$497.73	\$402.64	\$412.71	\$402.64	\$412.71	\$596.51
28	\$417.63	\$428.07	\$503.66	\$516.25	\$417.63	\$428.07	\$417.63	\$428.07	\$618.71
29	\$429.92	\$440.67	\$518.49	\$531.45	\$429.92	\$440.67	\$429.92	\$440.67	\$636.92
30	\$436.07	\$446.97	\$525.90	\$539.05	\$436.07	\$446.97	\$436.07	\$446.97	\$646.03
31	\$445.29	\$456.42	\$537.02	\$550.45	\$445.29	\$456.42	\$445.29	\$456.42	\$659.69
32	\$454.51	\$465.87	\$548.14	\$561.85	\$454.51	\$465.87	\$454.51	\$465.87	\$673.35
33	\$460.27	\$471.78	\$555.09	\$568.97	\$460.27	\$471.78	\$460.27	\$471.78	\$681.89
34	\$466.42	\$478.08	\$562.51	\$576.57	\$466.42	\$478.08	\$466.42	\$478.08	\$691.00
35	\$469.49	\$481.23	\$566.21	\$580.37	\$469.49	\$481.23	\$469.49	\$481.23	\$695.55
36	\$472.57	\$484.38	\$569.92	\$584.17	\$472.57	\$484.38	\$472.57	\$484.38	\$700.10
37	\$475.64	\$487.53	\$573.63	\$587.97	\$475.64	\$487.53	\$475.64	\$487.53	\$704.66
38	\$478.71	\$490.68	\$577.33	\$591.77	\$478.71	\$490.68	\$478.71	\$490.68	\$709.21
39	\$484.86	\$496.98	\$584.75	\$599.37	\$484.86	\$496.98	\$484.86	\$496.98	\$718.32
40	\$491.01	\$503.28	\$592.16	\$606.97	\$491.01	\$503.28	\$491.01	\$503.28	\$727.42
41	\$500.23	\$512.73	\$603.28	\$618.36	\$500.23	\$512.73	\$500.23	\$512.73	\$741.09
42	\$509.07	\$521.79	\$613.94	\$629.29	\$509.07	\$521.79	\$509.07	\$521.79	\$754.18
43	\$521.36	\$534.39	\$628.77	\$644.49	\$521.36	\$534.39	\$521.36	\$534.39	\$772.39
44	\$536.73	\$550.15	\$647.30	\$663.48	\$536.73	\$550.15	\$536.73	\$550.15	\$795.16
45	\$554.78	\$568.65	\$669.08	\$685.80	\$554.78	\$568.65	\$554.78	\$568.65	\$821.91
46	\$576.30	\$590.71	\$695.03	\$712.40	\$576.30	\$590.71	\$576.30	\$590.71	\$853.79
47	\$600.50	\$615.52	\$724.22	\$742.32	\$600.50	\$615.52	\$600.50	\$615.52	\$889.64
48	\$628.17	\$643.87	\$757.58	\$776.52	\$628.17	\$643.87	\$628.17	\$643.87	\$930.63
49	\$655.45	\$671.83	\$790.48	\$810.24	\$655.45	\$671.83	\$655.45	\$671.83	\$971.04
50	\$686.18	\$703.34	\$827.54	\$848.23	\$686.18	\$703.34	\$686.18	\$703.34	\$1,016.57
51	\$716.53	\$734.45	\$864.15	\$885.75	\$716.53	\$734.45	\$716.53	\$734.45	\$1,061.54
52	\$749.96	\$768.71	\$904.46	\$927.07	\$749.96	\$768.71	\$749.96	\$768.71	\$1,111.06
53	\$783.77	\$803.36	\$945.23	\$968.86	\$783.77	\$803.36	\$783.77	\$803.36	\$1,161.15
54	\$820.27	\$840.77	\$989.25	\$1,013.98	\$820.27	\$840.77	\$820.27	\$840.77	\$1,215.22
55	\$856.77	\$878.19	\$1,033.27	\$1,059.10	\$856.77	\$878.19	\$856.77	\$878.19	\$1,269.29
56	\$896.34	\$918.75	\$1,081.00	\$1,108.02	\$896.34	\$918.75	\$896.34	\$918.75	\$1,327.92
57	\$936.30	\$959.70	\$1,129.18	\$1,157.41	\$936.30	\$959.70	\$936.30	\$959.70	\$1,387.12
58	\$978.94	\$1,003.42	\$1,180.62	\$1,210.13	\$978.94	\$1,003.42	\$978.94	\$1,003.42	\$1,450.30
59	\$1,000.07	\$1,025.07	\$1,206.10	\$1,236.25	\$1,000.07	\$1,025.07	\$1,000.07	\$1,025.07	\$1,481.60
60	\$1,042.72	\$1,068.79	\$1,257.53	\$1,288.97	\$1,042.72	\$1,068.79	\$1,042.72	\$1,068.79	\$1,544.78
61	\$1,079.60	\$1,106.59	\$1,302.01	\$1,334.56	\$1,079.60	\$1,106.59	\$1,079.60	\$1,106.59	\$1,599.42
62	\$1,103.81	\$1,131.40	\$1,331.20	\$1,364.48	\$1,103.81	\$1,131.40	\$1,103.81	\$1,131.40	\$1,635.28
63	\$1,134.16	\$1,162.51	\$1,367.81	\$1,402.00	\$1,134.16	\$1,162.51	\$1,134.16	\$1,162.51	\$1,680.25
64+	\$1,152.60	\$1,181.42	\$1,390.05	\$1,424.80	\$1,152.60	\$1,181.42	\$1,152.60	\$1,181.42	\$1,707.57

Company Name:
Market:
Product:
Effective Date of Rates:

HIOS Plan ID (On Exchange)=>	0040008	16322PA0040010		16322PA0040010		16322PA0040010		16322PA0040010	
HIOS Plan ID (Off Exchange)=>	0040008	16322PA0040010		16322PA0040010		16322PA0040010		16322PA0040010	
Plan Marketing Name =>	000/\$40 - Premium	antage Gold \$1,000/\$10 - Premium		antage Gold \$1,000/\$10 - Premium		antage Gold \$1,000/\$10 - Premium		antage Gold \$1,000/\$10 - Premium	
Form # =>	63	663		663		663		663	
Rating Area =>	5	1		2		4		5	
Network =>	antage w/Dental	st w/Dental Advantage w/Dental		st w/Dental Advantage w/Dental		st w/Dental Advantage w/Dental		st w/Dental Advantage w/Dental	
Metal =>	ver	Gold		Gold		Gold		Gold	
Deductible =>	\$7000	\$1000 / \$2000		\$1000 / \$2000		\$1000 / \$2000		\$1000 / \$2000	
Coinsurance =>	%	80%		80%		80%		80%	
Copays =>	\$75	\$10 / \$70		\$10 / \$70		\$10 / \$70		\$10 / \$70	
OOP Maximum =>	\$17400	\$7000 / \$14000		\$7000 / \$14000		\$7000 / \$14000		\$7000 / \$14000	
Pediatric Dental (Yes/No) =>	es	Yes		Yes		Yes		Yes	
Age Band	Tobacco	Non-Tobacco	Tobacco	Non-Tobacco	Tobacco	Non-Tobacco	Tobacco	Non-Tobacco	Tobacco
0 - 14	\$435.43	\$254.68	\$254.68	\$307.16	\$307.16	\$254.68	\$254.68	\$254.68	\$254.68
15	\$474.14	\$277.32	\$277.32	\$334.47	\$334.47	\$277.32	\$277.32	\$277.32	\$277.32
16	\$488.93	\$285.98	\$285.98	\$344.91	\$344.91	\$285.98	\$285.98	\$285.98	\$285.98
17	\$503.73	\$294.63	\$294.63	\$355.35	\$355.35	\$294.63	\$294.63	\$294.63	\$294.63
18	\$519.67	\$303.96	\$303.96	\$366.59	\$366.59	\$303.96	\$303.96	\$303.96	\$303.96
19	\$535.61	\$313.28	\$313.28	\$377.83	\$377.83	\$313.28	\$313.28	\$313.28	\$313.28
20	\$552.11	\$322.93	\$322.93	\$389.47	\$389.47	\$322.93	\$322.93	\$322.93	\$322.93
21	\$583.42	\$332.92	\$341.24	\$401.52	\$411.56	\$332.92	\$341.24	\$332.92	\$341.24
22	\$583.42	\$332.92	\$341.24	\$401.52	\$411.56	\$332.92	\$341.24	\$332.92	\$341.24
23	\$583.42	\$332.92	\$341.24	\$401.52	\$411.56	\$332.92	\$341.24	\$332.92	\$341.24
24	\$583.42	\$332.92	\$341.24	\$401.52	\$411.56	\$332.92	\$341.24	\$332.92	\$341.24
25	\$585.75	\$334.25	\$342.61	\$403.13	\$413.20	\$334.25	\$342.61	\$334.25	\$342.61
26	\$597.42	\$340.91	\$349.43	\$411.16	\$421.44	\$340.91	\$349.43	\$340.91	\$349.43
27	\$611.42	\$348.90	\$357.62	\$420.79	\$431.31	\$348.90	\$357.62	\$348.90	\$357.62
28	\$634.18	\$361.88	\$370.93	\$436.45	\$447.36	\$361.88	\$370.93	\$361.88	\$370.93
29	\$652.85	\$372.54	\$381.85	\$449.30	\$460.53	\$372.54	\$381.85	\$372.54	\$381.85
30	\$662.18	\$377.86	\$387.31	\$455.73	\$467.12	\$377.86	\$387.31	\$377.86	\$387.31
31	\$676.18	\$385.85	\$395.50	\$465.36	\$477.00	\$385.85	\$395.50	\$385.85	\$395.50
32	\$690.19	\$393.84	\$403.69	\$475.00	\$486.87	\$393.84	\$403.69	\$393.84	\$403.69
33	\$698.94	\$398.84	\$408.81	\$481.02	\$493.05	\$398.84	\$408.81	\$398.84	\$408.81
34	\$708.27	\$404.16	\$414.27	\$487.45	\$499.63	\$404.16	\$414.27	\$404.16	\$414.27
35	\$712.94	\$406.83	\$417.00	\$490.66	\$502.92	\$406.83	\$417.00	\$406.83	\$417.00
36	\$717.61	\$409.49	\$419.73	\$493.87	\$506.22	\$409.49	\$419.73	\$409.49	\$419.73
37	\$722.27	\$412.15	\$422.46	\$497.08	\$509.51	\$412.15	\$422.46	\$412.15	\$422.46
38	\$726.94	\$414.82	\$425.19	\$500.29	\$512.80	\$414.82	\$425.19	\$414.82	\$425.19
39	\$736.28	\$420.15	\$430.65	\$506.72	\$519.39	\$420.15	\$430.65	\$420.15	\$430.65
40	\$745.61	\$425.47	\$436.11	\$513.14	\$525.97	\$425.47	\$436.11	\$425.47	\$436.11
41	\$759.61	\$433.46	\$444.30	\$522.78	\$535.85	\$433.46	\$444.30	\$433.46	\$444.30
42	\$773.03	\$441.12	\$452.15	\$532.01	\$545.31	\$441.12	\$452.15	\$441.12	\$452.15
43	\$791.70	\$451.77	\$463.07	\$544.86	\$558.48	\$451.77	\$463.07	\$451.77	\$463.07
44	\$815.04	\$465.09	\$476.72	\$560.92	\$574.95	\$465.09	\$476.72	\$465.09	\$476.72
45	\$842.46	\$480.74	\$492.75	\$579.79	\$594.29	\$480.74	\$492.75	\$480.74	\$492.75
46	\$875.13	\$499.38	\$511.86	\$602.28	\$617.34	\$499.38	\$511.86	\$499.38	\$511.86
47	\$911.89	\$520.35	\$533.36	\$627.58	\$643.27	\$520.35	\$533.36	\$520.35	\$533.36
48	\$953.89	\$544.32	\$557.93	\$656.49	\$672.90	\$544.32	\$557.93	\$544.32	\$557.93
49	\$995.31	\$567.96	\$582.16	\$684.99	\$702.12	\$567.96	\$582.16	\$567.96	\$582.16
50	\$1,041.99	\$594.60	\$609.46	\$717.11	\$735.04	\$594.60	\$609.46	\$594.60	\$609.46
51	\$1,088.08	\$620.90	\$636.42	\$748.83	\$767.56	\$620.90	\$636.42	\$620.90	\$636.42
52	\$1,138.84	\$649.86	\$666.11	\$783.77	\$803.36	\$649.86	\$666.11	\$649.86	\$666.11
53	\$1,190.18	\$679.16	\$696.14	\$819.10	\$839.58	\$679.16	\$696.14	\$679.16	\$696.14
54	\$1,245.60	\$710.78	\$728.55	\$857.25	\$878.68	\$710.78	\$728.55	\$710.78	\$728.55
55	\$1,301.03	\$742.41	\$760.97	\$895.39	\$917.77	\$742.41	\$760.97	\$742.41	\$760.97
56	\$1,361.12	\$776.70	\$796.12	\$936.75	\$960.16	\$776.70	\$796.12	\$776.70	\$796.12
57	\$1,421.79	\$811.33	\$831.61	\$978.50	\$1,002.97	\$811.33	\$831.61	\$811.33	\$831.61
58	\$1,486.55	\$848.28	\$869.49	\$1,023.07	\$1,048.65	\$848.28	\$869.49	\$848.28	\$869.49
59	\$1,518.64	\$866.59	\$888.26	\$1,045.16	\$1,071.29	\$866.59	\$888.26	\$866.59	\$888.26
60	\$1,583.40	\$903.54	\$926.13	\$1,089.73	\$1,116.97	\$903.54	\$926.13	\$903.54	\$926.13
61	\$1,639.41	\$935.51	\$958.89	\$1,128.27	\$1,156.48	\$935.51	\$958.89	\$935.51	\$958.89
62	\$1,676.16	\$956.48	\$980.39	\$1,153.57	\$1,182.41	\$956.48	\$980.39	\$956.48	\$980.39
63	\$1,722.26	\$982.78	\$1,007.35	\$1,185.29	\$1,214.92	\$982.78	\$1,007.35	\$982.78	\$1,007.35
64+	\$1,750.26	\$998.76	\$1,023.73	\$1,204.56	\$1,234.67	\$998.76	\$1,023.73	\$998.76	\$1,023.73

12/24/2014

Company Name:
Market:
Product:
Effective Date of Rates:

HIOS Plan ID (On Exchange)=>	0040024	16322PA0040024							
HIOS Plan ID (Off Exchange)=>	0040024	16322PA0040024		16322PA0040025		16322PA0040025		16322PA0040025	
Plan Marketing Name =>	700/\$0 - Premium	antage Bronze \$6,700/\$0 - Premium	antage Silver HSA \$3,100/\$0 - Premium	antage Silver HSA \$3,100/\$0 - Premium	antage Silver HSA \$3,100/\$0 - Premium	antage Silver HSA \$3,100/\$0 - Premium	antage Silver HSA \$3,100/\$0 - Premium	antage Silver HSA \$3,100/\$0 - Premium	antage Silver HSA \$3,100/\$0 - Premium
Form # =>	63	663		664		664		664	
Rating Area =>	5	6		1		2		4	
Network =>	antage w/Dental	st w/Dental Advantage w/Dental	st w/Dental Advantage w/Dental	st w/Dental Advantage w/Dental	st w/Dental Advantage w/Dental	st w/Dental Advantage w/Dental	st w/Dental Advantage w/Dental	st w/Dental Advantage w/Dental	st w/Dental Advantage w/Dental
Metal =>	nze	Bronze		Silver		Silver		Silver	
Deductible =>	\$13400	\$6700 / \$13400		\$3100 / \$6200		\$3100 / \$6200		\$3100 / \$6200	
Coinsurance =>	0%	60%		80%		80%		80%	
Copays =>	40%	\$0 / 40%		\$0 / 20%		\$0 / 20%		\$0 / 20%	
OOP Maximum =>	\$17400	\$8700 / \$17400		\$5300 / \$10600		\$5300 / \$10600		\$5300 / \$10600	
Pediatric Dental (Yes/No) =>	es	Yes		Yes		Yes		Yes	
Age Band	Tobacco	Non-Tobacco	Tobacco	Non-Tobacco	Tobacco	Non-Tobacco	Tobacco	Non-Tobacco	Tobacco
0 - 14	\$175.67	\$260.27	\$260.27	\$211.87	\$211.87	\$255.53	\$255.53	\$211.87	\$211.87
15	\$191.29	\$283.40	\$283.40	\$230.71	\$230.71	\$278.25	\$278.25	\$230.71	\$230.71
16	\$197.26	\$292.25	\$292.25	\$237.91	\$237.91	\$286.93	\$286.93	\$237.91	\$237.91
17	\$203.23	\$301.09	\$301.09	\$245.11	\$245.11	\$295.62	\$295.62	\$245.11	\$245.11
18	\$209.66	\$310.62	\$310.62	\$252.86	\$252.86	\$304.97	\$304.97	\$252.86	\$252.86
19	\$216.09	\$320.15	\$320.15	\$260.62	\$260.62	\$314.32	\$314.32	\$260.62	\$260.62
20	\$222.75	\$330.01	\$330.01	\$268.65	\$268.65	\$324.01	\$324.01	\$268.65	\$268.65
21	\$235.38	\$340.22	\$348.73	\$276.96	\$283.88	\$334.03	\$342.38	\$276.96	\$283.88
22	\$235.38	\$340.22	\$348.73	\$276.96	\$283.88	\$334.03	\$342.38	\$276.96	\$283.88
23	\$235.38	\$340.22	\$348.73	\$276.96	\$283.88	\$334.03	\$342.38	\$276.96	\$283.88
24	\$235.38	\$340.22	\$348.73	\$276.96	\$283.88	\$334.03	\$342.38	\$276.96	\$283.88
25	\$236.32	\$341.58	\$350.12	\$278.07	\$285.02	\$335.37	\$343.75	\$278.07	\$285.02
26	\$241.03	\$348.39	\$357.09	\$283.61	\$290.70	\$342.05	\$350.60	\$283.61	\$290.70
27	\$246.68	\$356.55	\$365.46	\$290.25	\$297.51	\$350.06	\$358.82	\$290.25	\$297.51
28	\$255.86	\$369.82	\$379.06	\$301.06	\$308.58	\$363.09	\$372.17	\$301.06	\$308.58
29	\$263.39	\$380.71	\$390.22	\$309.92	\$317.67	\$373.78	\$383.12	\$309.92	\$317.67
30	\$267.16	\$386.15	\$395.80	\$314.35	\$322.21	\$379.12	\$388.60	\$314.35	\$322.21
31	\$272.81	\$394.31	\$404.17	\$321.00	\$329.02	\$387.14	\$396.82	\$321.00	\$329.02
32	\$278.46	\$402.48	\$412.54	\$327.64	\$335.83	\$395.16	\$405.04	\$327.64	\$335.83
33	\$281.99	\$407.58	\$417.77	\$331.80	\$340.09	\$400.17	\$410.17	\$331.80	\$340.09
34	\$285.75	\$413.03	\$423.35	\$336.23	\$344.64	\$405.51	\$415.65	\$336.23	\$344.64
35	\$287.64	\$415.75	\$426.14	\$338.45	\$346.91	\$408.18	\$418.39	\$338.45	\$346.91
36	\$289.52	\$418.47	\$428.93	\$340.66	\$349.18	\$410.86	\$421.13	\$340.66	\$349.18
37	\$291.40	\$421.19	\$431.72	\$342.88	\$351.45	\$413.53	\$423.87	\$342.88	\$351.45
38	\$293.28	\$423.91	\$434.51	\$345.09	\$353.72	\$416.20	\$426.61	\$345.09	\$353.72
39	\$297.05	\$429.36	\$440.09	\$349.52	\$358.26	\$421.55	\$432.08	\$349.52	\$358.26
40	\$300.82	\$434.80	\$445.67	\$353.95	\$362.80	\$426.89	\$437.56	\$353.95	\$362.80
41	\$306.47	\$442.97	\$454.04	\$360.60	\$369.62	\$434.91	\$445.78	\$360.60	\$369.62
42	\$311.88	\$450.79	\$462.06	\$366.97	\$376.15	\$442.59	\$453.65	\$366.97	\$376.15
43	\$319.41	\$461.68	\$473.22	\$375.83	\$385.23	\$453.28	\$464.61	\$375.83	\$385.23
44	\$328.83	\$475.29	\$487.17	\$386.91	\$396.59	\$466.64	\$478.31	\$386.91	\$396.59
45	\$339.89	\$491.28	\$503.56	\$399.93	\$409.93	\$482.34	\$494.40	\$399.93	\$409.93
46	\$353.07	\$510.33	\$523.09	\$415.44	\$425.83	\$501.05	\$513.57	\$415.44	\$425.83
47	\$367.90	\$531.76	\$545.06	\$432.89	\$443.71	\$522.09	\$535.14	\$432.89	\$443.71
48	\$384.85	\$556.26	\$570.17	\$452.83	\$464.15	\$546.14	\$559.79	\$452.83	\$464.15
49	\$401.56	\$580.42	\$594.93	\$472.49	\$484.31	\$569.86	\$584.10	\$472.49	\$484.31
50	\$420.39	\$607.63	\$622.82	\$494.65	\$507.02	\$596.58	\$611.49	\$494.65	\$507.02
51	\$438.99	\$634.51	\$650.37	\$516.53	\$529.44	\$622.97	\$638.54	\$516.53	\$529.44
52	\$459.46	\$664.11	\$680.71	\$540.63	\$554.14	\$652.03	\$668.33	\$540.63	\$554.14
53	\$480.18	\$694.05	\$711.40	\$565.00	\$579.12	\$681.42	\$698.46	\$565.00	\$579.12
54	\$502.54	\$726.37	\$744.53	\$591.31	\$606.09	\$713.15	\$730.98	\$591.31	\$606.09
55	\$524.90	\$758.69	\$777.66	\$617.62	\$633.06	\$744.89	\$763.51	\$617.62	\$633.06
56	\$549.14	\$793.73	\$813.58	\$646.15	\$662.30	\$779.29	\$798.77	\$646.15	\$662.30
57	\$573.62	\$829.12	\$849.84	\$674.95	\$691.83	\$814.03	\$834.38	\$674.95	\$691.83
58	\$599.75	\$866.88	\$888.55	\$705.69	\$723.34	\$851.11	\$872.39	\$705.69	\$723.34
59	\$612.70	\$885.59	\$907.73	\$720.93	\$738.95	\$869.48	\$891.22	\$720.93	\$738.95
60	\$638.82	\$923.36	\$946.44	\$751.67	\$770.46	\$906.56	\$929.22	\$751.67	\$770.46
61	\$661.42	\$956.02	\$979.92	\$778.26	\$797.71	\$938.62	\$962.09	\$778.26	\$797.71
62	\$676.25	\$977.45	\$1,001.89	\$795.71	\$815.60	\$959.67	\$983.66	\$795.71	\$815.60
63	\$694.84	\$1,004.33	\$1,029.44	\$817.59	\$838.03	\$986.06	\$1,010.71	\$817.59	\$838.03
64+	\$706.14	\$1,020.66	\$1,046.18	\$830.88	\$851.65	\$1,002.09	\$1,027.14	\$830.88	\$851.65

Company Name:
Market:
Product:
Effective Date of Rates:

HIOS Plan ID (On Exchange)=>					16322PA0040026		16322PA0040026		16322PA
HIOS Plan ID (Off Exchange)=>	16322PA0040025		16322PA0040025		16322PA0040026		16322PA0040026		16322PA
Plan Marketing Name =>	Age Silver HSA \$3,100/\$0 - Prege		Age Silver HSA \$3,100/\$0 - Prege		Catastrophic \$8,700/\$0 - Prege		Catastrophic \$8,700/\$0 - Prege		Catastrophic
Form # =>	664		664		663		663		663
Rating Area =>	5		6		1		2		1
Network =>	st w/Dental Advantage w/Den		st w/Dental Advantage w/Den		st w/Dental Advantage w/Den		st w/Dental Advantage w/Den		st w/Dental Ad
Metal =>	Silver		Silver		Catastrophic		Catastrophic		Catast
Deductible =>	\$3100 / \$6200		\$3100 / \$6200		\$8700 / \$17400		\$8700 / \$17400		\$8700 /
Coinsurance =>	80%		80%		100%		100%		10
Copays =>	\$0 / 20%		\$0 / 20%		\$0 / \$0		\$0 / \$0		\$0 /
OOP Maximum =>	\$5300 / \$10600		\$5300 / \$10600		\$8700 / \$17400		\$8700 / \$17400		\$8700 /
Pediatric Dental (Yes/No) =>	Yes		Yes		Yes		Yes		Y
Age Band	Non-Tobacco	Tobacco	Non-Tobacco	Tobacco	Non-Tobacco	Tobacco	Non-Tobacco	Tobacco	Non-Tobacco
0 - 14	\$211.87	\$211.87	\$313.90	\$313.90	\$166.20	\$166.20	\$200.45	\$200.45	\$166.20
15	\$230.71	\$230.71	\$341.80	\$341.80	\$180.98	\$180.98	\$218.27	\$218.27	\$180.98
16	\$237.91	\$237.91	\$352.47	\$352.47	\$186.63	\$186.63	\$225.08	\$225.08	\$186.63
17	\$245.11	\$245.11	\$363.14	\$363.14	\$192.28	\$192.28	\$231.90	\$231.90	\$192.28
18	\$252.86	\$252.86	\$374.63	\$374.63	\$198.36	\$198.36	\$239.23	\$239.23	\$198.36
19	\$260.62	\$260.62	\$386.12	\$386.12	\$204.44	\$204.44	\$246.57	\$246.57	\$204.44
20	\$268.65	\$268.65	\$398.02	\$398.02	\$210.74	\$210.74	\$254.17	\$254.17	\$210.74
21	\$276.96	\$283.88	\$410.33	\$420.59	\$217.26	\$222.69	\$262.03	\$268.58	\$217.26
22	\$276.96	\$283.88	\$410.33	\$420.59	\$217.26	\$222.69	\$262.03	\$268.58	\$217.26
23	\$276.96	\$283.88	\$410.33	\$420.59	\$217.26	\$222.69	\$262.03	\$268.58	\$217.26
24	\$276.96	\$283.88	\$410.33	\$420.59	\$217.26	\$222.69	\$262.03	\$268.58	\$217.26
25	\$278.07	\$285.02	\$411.97	\$422.27	\$218.13	\$223.58	\$263.08	\$269.66	\$218.13
26	\$283.61	\$290.70	\$420.18	\$430.68	\$222.47	\$228.04	\$268.32	\$275.03	\$222.47
27	\$290.25	\$297.51	\$430.03	\$440.78	\$227.69	\$233.38	\$274.61	\$281.47	\$227.69
28	\$301.06	\$308.58	\$446.03	\$457.18	\$236.16	\$242.07	\$284.83	\$291.95	\$236.16
29	\$309.92	\$317.67	\$459.16	\$470.64	\$243.11	\$249.19	\$293.21	\$300.54	\$243.11
30	\$314.35	\$322.21	\$465.72	\$477.37	\$246.59	\$252.75	\$297.40	\$304.84	\$246.59
31	\$321.00	\$329.02	\$475.57	\$487.46	\$251.80	\$258.10	\$303.69	\$311.29	\$251.80
32	\$327.64	\$335.83	\$485.42	\$497.56	\$257.02	\$263.44	\$309.98	\$317.73	\$257.02
33	\$331.80	\$340.09	\$491.58	\$503.86	\$260.28	\$266.78	\$313.91	\$321.76	\$260.28
34	\$336.23	\$344.64	\$498.14	\$510.59	\$263.75	\$270.35	\$318.10	\$326.06	\$263.75
35	\$338.45	\$346.91	\$501.42	\$513.96	\$265.49	\$272.13	\$320.20	\$328.21	\$265.49
36	\$340.66	\$349.18	\$504.71	\$517.32	\$267.23	\$273.91	\$322.30	\$330.35	\$267.23
37	\$342.88	\$351.45	\$507.99	\$520.69	\$268.97	\$275.69	\$324.39	\$332.50	\$268.97
38	\$345.09	\$353.72	\$511.27	\$524.05	\$270.71	\$277.47	\$326.49	\$334.65	\$270.71
39	\$349.52	\$358.26	\$517.84	\$530.78	\$274.18	\$281.04	\$330.68	\$338.95	\$274.18
40	\$353.95	\$362.80	\$524.40	\$537.51	\$277.66	\$284.60	\$334.87	\$343.25	\$277.66
41	\$360.60	\$369.62	\$534.25	\$547.61	\$282.87	\$289.94	\$341.16	\$349.69	\$282.87
42	\$366.97	\$376.15	\$543.69	\$557.28	\$287.87	\$295.07	\$347.19	\$355.87	\$287.87
43	\$375.83	\$385.23	\$556.82	\$570.74	\$294.82	\$302.19	\$355.57	\$364.46	\$294.82
44	\$386.91	\$396.59	\$573.23	\$587.56	\$303.51	\$311.10	\$366.06	\$375.21	\$303.51
45	\$399.93	\$409.93	\$592.52	\$607.33	\$313.72	\$321.57	\$378.37	\$387.83	\$313.72
46	\$415.44	\$425.83	\$615.50	\$630.88	\$325.89	\$334.04	\$393.05	\$402.87	\$325.89
47	\$432.89	\$443.71	\$641.35	\$657.38	\$339.58	\$348.07	\$409.55	\$419.79	\$339.58
48	\$452.83	\$464.15	\$670.89	\$687.66	\$355.22	\$364.10	\$428.42	\$439.13	\$355.22
49	\$472.49	\$484.31	\$700.02	\$717.52	\$370.65	\$379.91	\$447.02	\$458.20	\$370.65
50	\$494.65	\$507.02	\$732.85	\$751.17	\$388.03	\$397.73	\$467.99	\$479.69	\$388.03
51	\$516.53	\$529.44	\$765.27	\$784.40	\$405.19	\$415.32	\$488.69	\$500.90	\$405.19
52	\$540.63	\$554.14	\$800.96	\$820.99	\$424.09	\$434.69	\$511.48	\$524.27	\$424.09
53	\$565.00	\$579.12	\$837.07	\$858.00	\$443.21	\$454.29	\$534.54	\$547.90	\$443.21
54	\$591.31	\$606.09	\$876.05	\$897.96	\$463.85	\$475.45	\$559.43	\$573.42	\$463.85
55	\$617.62	\$633.06	\$915.04	\$937.91	\$484.49	\$496.60	\$584.33	\$598.94	\$484.49
56	\$646.15	\$662.30	\$957.30	\$981.23	\$506.87	\$519.54	\$611.32	\$626.60	\$506.87
57	\$674.95	\$691.83	\$999.97	\$1,024.97	\$529.46	\$542.70	\$638.57	\$654.53	\$529.46
58	\$705.69	\$723.34	\$1,045.52	\$1,071.66	\$553.58	\$567.42	\$667.65	\$684.34	\$553.58
59	\$720.93	\$738.95	\$1,068.09	\$1,094.79	\$565.53	\$579.67	\$682.06	\$699.12	\$565.53
60	\$751.67	\$770.46	\$1,113.64	\$1,141.48	\$589.64	\$604.38	\$711.15	\$728.93	\$589.64
61	\$778.26	\$797.71	\$1,153.03	\$1,181.85	\$610.50	\$625.76	\$736.30	\$754.71	\$610.50
62	\$795.71	\$815.60	\$1,178.88	\$1,208.35	\$624.19	\$639.79	\$752.81	\$771.63	\$624.19
63	\$817.59	\$838.03	\$1,211.29	\$1,241.58	\$641.35	\$657.39	\$773.51	\$792.85	\$641.35
64+	\$830.88	\$851.65	\$1,230.99	\$1,261.76	\$651.78	\$668.07	\$786.09	\$805.74	\$651.78

Company Name:
Market:
Product:
Effective Date of Rates:

HIOS Plan ID (On Exchange)=>	0040026	16322PA0040026		16322PA0040026		16322PA0040037		16322PA0040037	
HIOS Plan ID (Off Exchange)=>	0040026	16322PA0040026		16322PA0040026		16322PA0040037		16322PA0040037	
Plan Marketing Name =>	\$8,700/\$0 - Prege Catastrophic	\$8,700/\$0 - Prege Catastrophic	\$8,700/\$0 - Prege Catastrophic	\$8,700/\$0 - Prege Catastrophic	\$8,700/\$0 - Prege Catastrophic	\$3,000/\$50 - Premi	\$3,000/\$50 - Premi	\$3,000/\$50 - Premi	\$3,000/\$50 - Premi
Form # =>	63	663		663		663		663	
Rating Area =>	1	5		6		1		2	
Network =>	antage w/Den	st w/Dental Advantage w/Den	st w/Dental Advantage w/Den	st w/Dental Advantage w/Den	st w/Dental Advantage w/Den	st w/Dental Advantage w/Den	st w/Dental Advantage w/Den	st w/Dental Advantage w/Den	st w/Dental Advantage w/Den
Metal =>	rophic	Catastrophic		Catastrophic		Silver		Silver	
Deductible =>	\$17400	\$8700 / \$17400		\$8700 / \$17400		\$3000 / \$6000		\$3000 / \$6000	
Coinsurance =>	0%	100%		100%		70%		70%	
Copays =>	\$0	\$0 / \$0		\$0 / \$0		\$50 / \$80		\$50 / \$80	
OOP Maximum =>	\$17400	\$8700 / \$17400		\$8700 / \$17400		\$8700 / \$17400		\$8700 / \$17400	
Pediatric Dental (Yes/No) =>	es	Yes		Yes		Yes		Yes	
Age Band	Tobacco	Non-Tobacco	Tobacco	Non-Tobacco	Tobacco	Non-Tobacco	Tobacco	Non-Tobacco	Tobacco
0 - 14	\$166.20	\$166.20	\$166.20	\$246.24	\$246.24	\$220.27	\$220.27	\$265.65	\$265.65
15	\$180.98	\$180.98	\$180.98	\$268.13	\$268.13	\$239.85	\$239.85	\$289.26	\$289.26
16	\$186.63	\$186.63	\$186.63	\$276.49	\$276.49	\$247.33	\$247.33	\$298.29	\$298.29
17	\$192.28	\$192.28	\$192.28	\$284.86	\$284.86	\$254.82	\$254.82	\$307.32	\$307.32
18	\$198.36	\$198.36	\$198.36	\$293.88	\$293.88	\$262.88	\$262.88	\$317.04	\$317.04
19	\$204.44	\$204.44	\$204.44	\$302.89	\$302.89	\$270.94	\$270.94	\$326.76	\$326.76
20	\$210.74	\$210.74	\$210.74	\$312.22	\$312.22	\$279.29	\$279.29	\$336.83	\$336.83
21	\$222.69	\$217.26	\$222.69	\$321.88	\$329.93	\$287.93	\$295.13	\$347.25	\$355.93
22	\$222.69	\$217.26	\$222.69	\$321.88	\$329.93	\$287.93	\$295.13	\$347.25	\$355.93
23	\$222.69	\$217.26	\$222.69	\$321.88	\$329.93	\$287.93	\$295.13	\$347.25	\$355.93
24	\$222.69	\$217.26	\$222.69	\$321.88	\$329.93	\$287.93	\$295.13	\$347.25	\$355.93
25	\$223.58	\$218.13	\$223.58	\$323.17	\$331.25	\$289.08	\$296.31	\$348.64	\$357.35
26	\$228.04	\$222.47	\$228.04	\$329.61	\$337.85	\$294.84	\$302.21	\$355.58	\$364.47
27	\$233.38	\$227.69	\$233.38	\$337.33	\$345.76	\$301.75	\$309.29	\$363.92	\$373.02
28	\$242.07	\$236.16	\$242.07	\$349.88	\$358.63	\$312.98	\$320.80	\$377.46	\$386.90
29	\$249.19	\$243.11	\$249.19	\$360.18	\$369.19	\$322.19	\$330.25	\$388.57	\$398.29
30	\$252.75	\$246.59	\$252.75	\$365.33	\$374.47	\$326.80	\$334.97	\$394.13	\$403.98
31	\$258.10	\$251.80	\$258.10	\$373.06	\$382.39	\$333.71	\$342.05	\$402.46	\$412.52
32	\$263.44	\$257.02	\$263.44	\$380.78	\$390.30	\$340.62	\$349.14	\$410.80	\$421.07
33	\$266.78	\$260.28	\$266.78	\$385.61	\$395.25	\$344.94	\$353.56	\$416.01	\$426.41
34	\$270.35	\$263.75	\$270.35	\$390.76	\$400.53	\$349.55	\$358.29	\$421.56	\$432.10
35	\$272.13	\$265.49	\$272.13	\$393.34	\$403.17	\$351.85	\$360.65	\$424.34	\$434.95
36	\$273.91	\$267.23	\$273.91	\$395.91	\$405.81	\$354.15	\$363.01	\$427.12	\$437.80
37	\$275.69	\$268.97	\$275.69	\$398.49	\$408.45	\$356.46	\$365.37	\$429.90	\$440.64
38	\$277.47	\$270.71	\$277.47	\$401.06	\$411.09	\$358.76	\$367.73	\$432.67	\$443.49
39	\$281.04	\$274.18	\$281.04	\$406.21	\$416.37	\$363.37	\$372.45	\$438.23	\$449.19
40	\$284.60	\$277.66	\$284.60	\$411.36	\$421.65	\$367.97	\$377.17	\$443.79	\$454.88
41	\$289.94	\$282.87	\$289.94	\$419.09	\$429.56	\$374.88	\$384.26	\$452.12	\$463.42
42	\$295.07	\$287.87	\$295.07	\$426.49	\$437.15	\$381.51	\$391.04	\$460.11	\$471.61
43	\$302.19	\$294.82	\$302.19	\$436.79	\$447.71	\$390.72	\$400.49	\$471.22	\$483.00
44	\$311.10	\$303.51	\$311.10	\$449.67	\$460.91	\$402.24	\$412.29	\$485.11	\$497.24
45	\$321.57	\$313.72	\$321.57	\$464.79	\$476.41	\$415.77	\$426.17	\$501.43	\$513.96
46	\$334.04	\$325.89	\$334.04	\$482.82	\$494.89	\$431.90	\$442.69	\$520.88	\$533.90
47	\$348.07	\$339.58	\$348.07	\$503.10	\$515.68	\$450.03	\$461.29	\$542.75	\$556.32
48	\$364.10	\$355.22	\$364.10	\$526.27	\$539.43	\$470.77	\$482.53	\$567.75	\$581.95
49	\$379.91	\$370.65	\$379.91	\$549.13	\$562.86	\$491.21	\$503.49	\$592.41	\$607.22
50	\$397.73	\$388.03	\$397.73	\$574.88	\$589.25	\$514.24	\$527.10	\$620.19	\$635.69
51	\$415.32	\$405.19	\$415.32	\$600.31	\$615.31	\$536.99	\$550.41	\$647.62	\$663.81
52	\$434.69	\$424.09	\$434.69	\$628.31	\$644.02	\$562.04	\$576.09	\$677.83	\$694.78
53	\$454.29	\$443.21	\$454.29	\$656.64	\$673.05	\$587.38	\$602.06	\$708.39	\$726.10
54	\$475.45	\$463.85	\$475.45	\$687.21	\$704.39	\$614.73	\$630.10	\$741.38	\$759.91
55	\$496.60	\$484.49	\$496.60	\$717.79	\$735.74	\$642.08	\$658.14	\$774.37	\$793.73
56	\$519.54	\$506.87	\$519.54	\$750.95	\$769.72	\$671.74	\$688.53	\$810.13	\$830.39
57	\$542.70	\$529.46	\$542.70	\$784.42	\$804.03	\$701.69	\$719.23	\$846.25	\$867.40
58	\$567.42	\$553.58	\$567.42	\$820.15	\$840.65	\$733.65	\$751.99	\$884.79	\$906.91
59	\$579.67	\$565.53	\$579.67	\$837.85	\$858.80	\$749.48	\$768.22	\$903.89	\$926.49
60	\$604.38	\$589.64	\$604.38	\$873.58	\$895.42	\$781.44	\$800.98	\$942.44	\$966.00
61	\$625.76	\$610.50	\$625.76	\$904.48	\$927.09	\$809.08	\$829.31	\$975.77	\$1,000.17
62	\$639.79	\$624.19	\$639.79	\$924.76	\$947.88	\$827.22	\$847.90	\$997.65	\$1,022.59
63	\$657.39	\$641.35	\$657.39	\$950.19	\$973.94	\$849.97	\$871.22	\$1,025.08	\$1,050.71
64+	\$668.07	\$651.78	\$668.07	\$965.64	\$989.78	\$863.79	\$885.38	\$1,041.75	\$1,067.79

Company Name:
Market:
Product:
Effective Date of Rates:

HIOS Plan ID (On Exchange)=>							16322PA0040039		16322PA
HIOS Plan ID (Off Exchange)=>	16322PA0040037		16322PA0040037		16322PA0040037		16322PA0040039		16322PA
Plan Marketing Name =>	ntage Silver \$3,000/\$50 - Prem		ntage Silver \$3,000/\$50 - Prem		ntage Silver \$3,000/\$50 - Prem		ntage Bronze \$6,700/\$0 - Prem		ntage Bronze \$6
Form # =>	663		663		663		663		663
Rating Area =>	4		5		6		3		3
Network =>	st w/Dental Advantage w/Dent		st w/Dental Advantage w/Dent		st w/Dental Advantage w/Dent		st w/Dental Advantage w/Dent		st w/Dental Adv
Metal =>	Silver		Silver		Silver		Bronze		Bro
Deductible =>	\$3000 / \$6000		\$3000 / \$6000		\$3000 / \$6000		\$6700 / \$13400		\$6700 /
Coinsurance =>	70%		70%		70%		60%		60%
Copays =>	\$50 / \$80		\$50 / \$80		\$50 / \$80		\$0 / 40%		\$0 /
OOP Maximum =>	\$8700 / \$17400		\$8700 / \$17400		\$8700 / \$17400		\$8700 / \$17400		\$8700 /
Pediatric Dental (Yes/No) =>	Yes		Yes		Yes		Yes		Yes
Age Band	Non-Tobacco	Tobacco	Non-Tobacco	Tobacco	Non-Tobacco	Tobacco	Non-Tobacco	Tobacco	Non-Tobacco
0 - 14	\$220.27	\$220.27	\$220.27	\$220.27	\$326.33	\$326.33	\$232.77	\$232.77	\$260.27
15	\$239.85	\$239.85	\$239.85	\$239.85	\$355.33	\$355.33	\$253.46	\$253.46	\$283.40
16	\$247.33	\$247.33	\$247.33	\$247.33	\$366.42	\$366.42	\$261.37	\$261.37	\$292.25
17	\$254.82	\$254.82	\$254.82	\$254.82	\$377.51	\$377.51	\$269.28	\$269.28	\$301.09
18	\$262.88	\$262.88	\$262.88	\$262.88	\$389.46	\$389.46	\$277.80	\$277.80	\$310.62
19	\$270.94	\$270.94	\$270.94	\$270.94	\$401.40	\$401.40	\$286.32	\$286.32	\$320.15
20	\$279.29	\$279.29	\$279.29	\$279.29	\$413.77	\$413.77	\$295.14	\$295.14	\$330.01
21	\$287.93	\$295.13	\$287.93	\$295.13	\$426.57	\$437.23	\$304.27	\$311.88	\$340.22
22	\$287.93	\$295.13	\$287.93	\$295.13	\$426.57	\$437.23	\$304.27	\$311.88	\$340.22
23	\$287.93	\$295.13	\$287.93	\$295.13	\$426.57	\$437.23	\$304.27	\$311.88	\$340.22
24	\$287.93	\$295.13	\$287.93	\$295.13	\$426.57	\$437.23	\$304.27	\$311.88	\$340.22
25	\$289.08	\$296.31	\$289.08	\$296.31	\$428.28	\$438.98	\$305.49	\$313.12	\$341.58
26	\$294.84	\$302.21	\$294.84	\$302.21	\$436.81	\$447.73	\$311.57	\$319.36	\$348.39
27	\$301.75	\$309.29	\$301.75	\$309.29	\$447.05	\$458.22	\$318.87	\$326.85	\$356.55
28	\$312.98	\$320.80	\$312.98	\$320.80	\$463.68	\$475.27	\$330.74	\$339.01	\$369.82
29	\$322.19	\$330.25	\$322.19	\$330.25	\$477.33	\$489.27	\$340.48	\$348.99	\$380.71
30	\$326.80	\$334.97	\$326.80	\$334.97	\$484.16	\$496.26	\$345.35	\$353.98	\$386.15
31	\$333.71	\$342.05	\$333.71	\$342.05	\$494.39	\$506.75	\$352.65	\$361.47	\$394.31
32	\$340.62	\$349.14	\$340.62	\$349.14	\$504.63	\$517.25	\$359.95	\$368.95	\$402.48
33	\$344.94	\$353.56	\$344.94	\$353.56	\$511.03	\$523.81	\$364.52	\$373.63	\$407.58
34	\$349.55	\$358.29	\$349.55	\$358.29	\$517.86	\$530.80	\$369.38	\$378.62	\$413.03
35	\$351.85	\$360.65	\$351.85	\$360.65	\$521.27	\$534.30	\$371.82	\$381.11	\$415.75
36	\$354.15	\$363.01	\$354.15	\$363.01	\$524.68	\$537.80	\$374.25	\$383.61	\$418.47
37	\$356.46	\$365.37	\$356.46	\$365.37	\$528.09	\$541.30	\$376.69	\$386.10	\$421.19
38	\$358.76	\$367.73	\$358.76	\$367.73	\$531.51	\$544.79	\$379.12	\$388.60	\$423.91
39	\$363.37	\$372.45	\$363.37	\$372.45	\$538.33	\$551.79	\$383.99	\$393.59	\$429.36
40	\$367.97	\$377.17	\$367.97	\$377.17	\$545.16	\$558.79	\$388.86	\$398.58	\$434.80
41	\$374.88	\$384.26	\$374.88	\$384.26	\$555.39	\$569.28	\$396.16	\$406.06	\$442.97
42	\$381.51	\$391.04	\$381.51	\$391.04	\$565.21	\$579.34	\$403.16	\$413.24	\$450.79
43	\$390.72	\$400.49	\$390.72	\$400.49	\$578.86	\$593.33	\$412.89	\$423.22	\$461.68
44	\$402.24	\$412.29	\$402.24	\$412.29	\$595.92	\$610.82	\$425.07	\$435.69	\$475.29
45	\$415.77	\$426.17	\$415.77	\$426.17	\$615.97	\$631.37	\$439.37	\$450.35	\$491.28
46	\$431.90	\$442.69	\$431.90	\$442.69	\$639.86	\$655.85	\$456.41	\$467.82	\$510.33
47	\$450.03	\$461.29	\$450.03	\$461.29	\$666.73	\$683.40	\$475.57	\$487.46	\$531.76
48	\$470.77	\$482.53	\$470.77	\$482.53	\$697.44	\$714.88	\$497.48	\$509.92	\$556.26
49	\$491.21	\$503.49	\$491.21	\$503.49	\$727.73	\$745.92	\$519.08	\$532.06	\$580.42
50	\$514.24	\$527.10	\$514.24	\$527.10	\$761.85	\$780.90	\$543.43	\$557.01	\$607.63
51	\$536.99	\$550.41	\$536.99	\$550.41	\$795.55	\$815.44	\$567.46	\$581.65	\$634.51
52	\$562.04	\$576.09	\$562.04	\$576.09	\$832.66	\$853.48	\$593.94	\$608.78	\$664.11
53	\$587.38	\$602.06	\$587.38	\$602.06	\$870.20	\$891.96	\$620.71	\$636.23	\$694.05
54	\$614.73	\$630.10	\$614.73	\$630.10	\$910.73	\$933.50	\$649.62	\$665.86	\$726.37
55	\$642.08	\$658.14	\$642.08	\$658.14	\$951.25	\$975.03	\$678.52	\$695.49	\$758.69
56	\$671.74	\$688.53	\$671.74	\$688.53	\$995.19	\$1,020.07	\$709.86	\$727.61	\$793.73
57	\$701.69	\$719.23	\$701.69	\$719.23	\$1,039.55	\$1,065.54	\$741.51	\$760.04	\$829.12
58	\$733.65	\$751.99	\$733.65	\$751.99	\$1,086.90	\$1,114.07	\$775.28	\$794.66	\$866.88
59	\$749.48	\$768.22	\$749.48	\$768.22	\$1,110.36	\$1,138.12	\$792.01	\$811.82	\$885.59
60	\$781.44	\$800.98	\$781.44	\$800.98	\$1,157.71	\$1,186.65	\$825.79	\$846.43	\$923.36
61	\$809.08	\$829.31	\$809.08	\$829.31	\$1,198.66	\$1,228.63	\$855.00	\$876.37	\$956.02
62	\$827.22	\$847.90	\$827.22	\$847.90	\$1,225.54	\$1,256.17	\$874.17	\$896.02	\$977.45
63	\$849.97	\$871.22	\$849.97	\$871.22	\$1,259.23	\$1,290.72	\$898.21	\$920.66	\$1,004.33
64+	\$863.79	\$885.38	\$863.79	\$885.38	\$1,279.71	\$1,311.70	\$912.81	\$935.63	\$1,020.66

12/24/2014

Company Name:
Market:
Product:
Effective Date of Rates:

HIOS Plan ID (On Exchange)=>	16322PA0040040		16322PA0040040		16322PA0040041		16322PA0040041		16322PA
HIOS Plan ID (Off Exchange)=>	16322PA0040040		16322PA0040040		16322PA0040041		16322PA0040041		16322PA
Plan Marketing Name =>	ntage Silver \$3,500/\$40 - Prem		ntage Silver \$3,500/\$40 - Prem		ntage Silver \$3,000/\$50 - Prem		ntage Silver \$3,000/\$50 - Prem		ntage Silver \$3,(
Form # =>	663		663		663		663		61
Rating Area =>	7		9		3		6		
Network =>	st w/Dental Advantage w/Dent		st w/Dental Advantage w/Dent		st w/Dental Advantage w/Dent		st w/Dental Advantage w/Dent		st w/Dental Adv
Metal =>	Silver		Silver		Silver		Silver		Sil
Deductible =>	\$3500 / \$7000		\$3500 / \$7000		\$3000 / \$6000		\$3000 / \$6000		\$3000,
Coinsurance =>	70%		70%		70%		70%		70
Copays =>	\$40 / \$75		\$40 / \$75		\$50 / \$80		\$50 / \$80		\$50,
OOP Maximum =>	\$8700 / \$17400		\$8700 / \$17400		\$8700 / \$17400		\$8700 / \$17400		\$8700 /
Pediatric Dental (Yes/No) =>	Yes		Yes		Yes		Yes		Y
Age Band	Non-Tobacco	Tobacco	Non-Tobacco	Tobacco	Non-Tobacco	Tobacco	Non-Tobacco	Tobacco	Non-Tobacco
0 - 14	\$442.59	\$442.59	\$387.55	\$387.55	\$291.84	\$291.84	\$326.33	\$326.33	\$331.69
15	\$481.93	\$481.93	\$422.00	\$422.00	\$317.78	\$317.78	\$355.33	\$355.33	\$361.17
16	\$496.97	\$496.97	\$435.17	\$435.17	\$327.70	\$327.70	\$366.42	\$366.42	\$372.45
17	\$512.02	\$512.02	\$448.34	\$448.34	\$337.62	\$337.62	\$377.51	\$377.51	\$383.72
18	\$528.22	\$528.22	\$462.53	\$462.53	\$348.30	\$348.30	\$389.46	\$389.46	\$395.86
19	\$544.42	\$544.42	\$476.71	\$476.71	\$358.98	\$358.98	\$401.40	\$401.40	\$408.00
20	\$561.19	\$561.19	\$491.40	\$491.40	\$370.05	\$370.05	\$413.77	\$413.77	\$420.57
21	\$578.55	\$593.01	\$506.60	\$519.27	\$381.49	\$391.03	\$426.57	\$437.23	\$433.58
22	\$578.55	\$593.01	\$506.60	\$519.27	\$381.49	\$391.03	\$426.57	\$437.23	\$433.58
23	\$578.55	\$593.01	\$506.60	\$519.27	\$381.49	\$391.03	\$426.57	\$437.23	\$433.58
24	\$578.55	\$593.01	\$506.60	\$519.27	\$381.49	\$391.03	\$426.57	\$437.23	\$433.58
25	\$580.86	\$595.39	\$508.63	\$521.34	\$383.02	\$392.59	\$428.28	\$438.98	\$435.31
26	\$592.44	\$607.25	\$518.76	\$531.73	\$390.65	\$400.41	\$436.81	\$447.73	\$443.99
27	\$606.32	\$621.48	\$530.92	\$544.19	\$399.80	\$409.80	\$447.05	\$458.22	\$454.39
28	\$628.88	\$644.61	\$550.67	\$564.44	\$414.68	\$425.05	\$463.68	\$475.27	\$471.30
29	\$647.40	\$663.58	\$566.89	\$581.06	\$426.89	\$437.56	\$477.33	\$489.27	\$485.18
30	\$656.65	\$673.07	\$574.99	\$589.37	\$432.99	\$443.82	\$484.16	\$496.26	\$492.11
31	\$670.54	\$687.30	\$587.15	\$601.83	\$442.15	\$453.20	\$494.39	\$506.75	\$502.52
32	\$684.42	\$701.54	\$599.31	\$614.29	\$451.30	\$462.59	\$504.63	\$517.25	\$512.93
33	\$693.10	\$710.43	\$606.91	\$622.08	\$457.03	\$468.45	\$511.03	\$523.81	\$519.43
34	\$702.36	\$719.92	\$615.01	\$630.39	\$463.13	\$474.71	\$517.86	\$530.80	\$526.37
35	\$706.99	\$724.66	\$619.07	\$634.54	\$466.18	\$477.84	\$521.27	\$534.30	\$529.83
36	\$711.62	\$729.41	\$623.12	\$638.70	\$469.23	\$480.96	\$524.68	\$537.80	\$533.30
37	\$716.24	\$734.15	\$627.17	\$642.85	\$472.28	\$484.09	\$528.09	\$541.30	\$536.77
38	\$720.87	\$738.90	\$631.22	\$647.00	\$475.34	\$487.22	\$531.51	\$544.79	\$540.24
39	\$730.13	\$748.38	\$639.33	\$655.31	\$481.44	\$493.48	\$538.33	\$551.79	\$547.18
40	\$739.39	\$757.87	\$647.43	\$663.62	\$487.54	\$499.73	\$545.16	\$558.79	\$554.12
41	\$753.27	\$772.10	\$659.59	\$676.08	\$496.70	\$509.12	\$555.39	\$569.28	\$564.52
42	\$766.58	\$785.74	\$671.25	\$688.03	\$505.47	\$518.11	\$565.21	\$579.34	\$574.49
43	\$785.09	\$804.72	\$687.46	\$704.64	\$517.68	\$530.62	\$578.86	\$593.33	\$588.37
44	\$808.23	\$828.44	\$707.72	\$725.41	\$532.94	\$546.27	\$595.92	\$610.82	\$605.71
45	\$835.43	\$856.31	\$731.53	\$749.82	\$550.87	\$564.64	\$615.97	\$631.37	\$626.09
46	\$867.83	\$889.52	\$759.90	\$778.90	\$572.24	\$586.54	\$639.86	\$655.85	\$650.37
47	\$904.27	\$926.88	\$791.82	\$811.61	\$596.27	\$611.18	\$666.73	\$683.40	\$677.69
48	\$945.93	\$969.58	\$828.29	\$849.00	\$623.74	\$639.33	\$697.44	\$714.88	\$708.90
49	\$987.01	\$1,011.68	\$864.26	\$885.87	\$650.82	\$667.09	\$727.73	\$745.92	\$739.69
50	\$1,033.29	\$1,059.12	\$904.79	\$927.41	\$681.34	\$698.37	\$761.85	\$780.90	\$774.37
51	\$1,079.00	\$1,105.97	\$944.81	\$968.43	\$711.48	\$729.27	\$795.55	\$815.44	\$808.63
52	\$1,129.33	\$1,157.56	\$988.88	\$1,013.61	\$744.67	\$763.29	\$832.66	\$853.48	\$846.35
53	\$1,180.24	\$1,209.75	\$1,033.46	\$1,059.30	\$778.24	\$797.70	\$870.20	\$891.96	\$884.50
54	\$1,235.20	\$1,266.08	\$1,081.59	\$1,108.63	\$814.48	\$834.84	\$910.73	\$933.50	\$925.69
55	\$1,290.17	\$1,322.42	\$1,129.72	\$1,157.96	\$850.72	\$871.99	\$951.25	\$975.03	\$966.88
56	\$1,349.76	\$1,383.50	\$1,181.90	\$1,211.45	\$890.02	\$912.27	\$995.19	\$1,020.07	\$1,011.54
57	\$1,409.93	\$1,445.17	\$1,234.58	\$1,265.45	\$929.69	\$952.93	\$1,039.55	\$1,065.54	\$1,056.63
58	\$1,474.15	\$1,511.00	\$1,290.82	\$1,323.09	\$972.04	\$996.34	\$1,086.90	\$1,114.07	\$1,104.76
59	\$1,505.97	\$1,543.61	\$1,318.68	\$1,351.65	\$993.02	\$1,017.84	\$1,110.36	\$1,138.12	\$1,128.61
60	\$1,570.18	\$1,609.44	\$1,374.91	\$1,409.29	\$1,035.36	\$1,061.25	\$1,157.71	\$1,186.65	\$1,176.74
61	\$1,625.73	\$1,666.37	\$1,423.55	\$1,459.13	\$1,071.99	\$1,098.79	\$1,198.66	\$1,228.63	\$1,218.36
62	\$1,662.17	\$1,703.73	\$1,455.46	\$1,491.85	\$1,096.02	\$1,123.42	\$1,225.54	\$1,256.17	\$1,245.68
63	\$1,707.88	\$1,750.58	\$1,495.48	\$1,532.87	\$1,126.16	\$1,154.31	\$1,259.23	\$1,290.72	\$1,279.93
64+	\$1,735.65	\$1,779.04	\$1,519.80	\$1,557.80	\$1,144.47	\$1,173.08	\$1,279.71	\$1,311.70	\$1,300.74

Company Name:
Market:
Product:
Effective Date of Rates:

HIOS Plan ID (On Exchange)=>				16322PA0040042		16322PA0040042		16322PA0040042	
HIOS Plan ID (Off Exchange)=>	0040041		16322PA0040041		16322PA0040042		16322PA0040042		16322PA0040042
Plan Marketing Name =>	000/\$50 - Premium	antage Silver \$3,000/\$50 - Premium	antage Gold \$1,000/\$10 - Premium	antage Gold \$1,000/\$10 - Premium	antage Gold \$1,000/\$10 - Premium	antage Gold \$1,000/\$10 - Premium	antage Gold \$1,000/\$10 - Premium	antage Gold \$1,000/\$10 - Premium	antage Gold \$1,000/\$10 - Premium
Form # =>	63		663		663		663		663
Rating Area =>	7		9		3		6		7
Network =>	antage w/Dental	st w/Dental Advantage w/Dental	st w/Dental Advantage w/Dental	st w/Dental Advantage w/Dental	st w/Dental Advantage w/Dental	st w/Dental Advantage w/Dental	st w/Dental Advantage w/Dental	st w/Dental Advantage w/Dental	st w/Dental Advantage w/Dental
Metal =>	ver		Silver		Gold		Gold		Gold
Deductible =>	\$6000		\$3000 / \$6000		\$1000 / \$2000		\$1000 / \$2000		\$1000 / \$2000
Coinsurance =>	%		70%		80%		80%		80%
Copays =>	\$80		\$50 / \$80		\$10 / \$70		\$10 / \$70		\$10 / \$70
OOP Maximum =>	\$17400		\$8700 / \$17400		\$7000 / \$14000		\$7000 / \$14000		\$7000 / \$14000
Pediatric Dental (Yes/No) =>	es		Yes		Yes		Yes		Yes
Age Band	Tobacco	Non-Tobacco	Tobacco	Non-Tobacco	Tobacco	Non-Tobacco	Tobacco	Non-Tobacco	Tobacco
0 - 14	\$331.69	\$290.44	\$290.44	\$337.46	\$337.46	\$377.32	\$377.32	\$383.53	\$383.53
15	\$361.17	\$316.26	\$316.26	\$367.45	\$367.45	\$410.86	\$410.86	\$417.62	\$417.62
16	\$372.45	\$326.13	\$326.13	\$378.92	\$378.92	\$423.68	\$423.68	\$430.66	\$430.66
17	\$383.72	\$336.00	\$336.00	\$390.39	\$390.39	\$436.51	\$436.51	\$443.69	\$443.69
18	\$395.86	\$346.63	\$346.63	\$402.74	\$402.74	\$450.32	\$450.32	\$457.73	\$457.73
19	\$408.00	\$357.26	\$357.26	\$415.09	\$415.09	\$464.13	\$464.13	\$471.77	\$471.77
20	\$420.57	\$368.27	\$368.27	\$427.89	\$427.89	\$478.43	\$478.43	\$486.31	\$486.31
21	\$444.42	\$379.66	\$389.15	\$441.12	\$452.15	\$493.23	\$505.56	\$501.35	\$513.88
22	\$444.42	\$379.66	\$389.15	\$441.12	\$452.15	\$493.23	\$505.56	\$501.35	\$513.88
23	\$444.42	\$379.66	\$389.15	\$441.12	\$452.15	\$493.23	\$505.56	\$501.35	\$513.88
24	\$444.42	\$379.66	\$389.15	\$441.12	\$452.15	\$493.23	\$505.56	\$501.35	\$513.88
25	\$446.20	\$381.18	\$390.71	\$442.88	\$453.96	\$495.20	\$507.58	\$503.36	\$515.94
26	\$455.09	\$388.77	\$398.49	\$451.71	\$463.00	\$505.07	\$517.69	\$513.38	\$526.22
27	\$465.75	\$397.88	\$407.83	\$462.29	\$473.85	\$516.91	\$529.83	\$525.41	\$538.55
28	\$483.08	\$412.69	\$423.01	\$479.50	\$491.48	\$536.14	\$549.54	\$544.97	\$558.59
29	\$497.31	\$424.84	\$435.46	\$493.61	\$505.95	\$551.92	\$565.72	\$561.01	\$575.04
30	\$504.42	\$430.91	\$441.69	\$500.67	\$513.19	\$559.82	\$573.81	\$569.03	\$583.26
31	\$515.08	\$440.03	\$451.03	\$511.26	\$524.04	\$571.65	\$585.94	\$581.06	\$595.59
32	\$525.75	\$449.14	\$460.37	\$521.84	\$534.89	\$583.49	\$598.08	\$593.10	\$607.92
33	\$532.41	\$454.83	\$466.20	\$528.46	\$541.67	\$590.89	\$605.66	\$600.62	\$615.63
34	\$539.53	\$460.91	\$472.43	\$535.52	\$548.91	\$598.78	\$613.75	\$608.64	\$623.85
35	\$543.08	\$463.94	\$475.54	\$539.05	\$552.52	\$602.73	\$617.80	\$612.65	\$627.97
36	\$546.64	\$466.98	\$478.66	\$542.58	\$556.14	\$606.67	\$621.84	\$616.66	\$632.08
37	\$550.19	\$470.02	\$481.77	\$546.11	\$559.76	\$610.62	\$625.88	\$620.67	\$636.19
38	\$553.75	\$473.06	\$484.88	\$549.64	\$563.38	\$614.56	\$629.93	\$624.68	\$640.30
39	\$560.86	\$479.13	\$491.11	\$556.69	\$570.61	\$622.46	\$638.02	\$632.70	\$648.52
40	\$567.97	\$485.21	\$497.34	\$563.75	\$577.85	\$630.35	\$646.11	\$640.73	\$656.74
41	\$578.63	\$494.32	\$506.68	\$574.34	\$588.70	\$642.19	\$658.24	\$652.76	\$669.08
42	\$588.86	\$503.05	\$515.63	\$584.48	\$599.10	\$653.53	\$669.87	\$664.29	\$680.90
43	\$603.08	\$515.20	\$528.08	\$598.60	\$613.56	\$669.31	\$686.05	\$680.33	\$697.34
44	\$620.85	\$530.39	\$543.64	\$616.24	\$631.65	\$689.04	\$706.27	\$700.39	\$717.90
45	\$641.74	\$548.23	\$561.93	\$636.98	\$652.90	\$712.22	\$730.03	\$723.95	\$742.05
46	\$666.63	\$569.49	\$583.73	\$661.68	\$678.22	\$739.85	\$758.34	\$752.03	\$770.83
47	\$694.63	\$593.41	\$608.24	\$689.47	\$706.71	\$770.92	\$790.19	\$783.61	\$803.20
48	\$726.63	\$620.74	\$636.26	\$721.23	\$739.26	\$806.43	\$826.59	\$819.71	\$840.20
49	\$758.18	\$647.70	\$663.89	\$752.55	\$771.36	\$841.45	\$862.49	\$855.30	\$876.69
50	\$793.73	\$678.07	\$695.02	\$787.84	\$807.54	\$880.91	\$902.93	\$895.41	\$917.80
51	\$828.84	\$708.07	\$725.77	\$822.69	\$843.26	\$919.87	\$942.87	\$935.02	\$958.39
52	\$867.51	\$741.10	\$759.62	\$861.07	\$882.59	\$962.78	\$986.85	\$978.64	\$1,003.10
53	\$906.62	\$774.51	\$793.87	\$899.88	\$922.38	\$1,006.19	\$1,031.34	\$1,022.75	\$1,048.32
54	\$948.84	\$810.57	\$830.84	\$941.79	\$965.34	\$1,053.05	\$1,079.37	\$1,070.38	\$1,097.14
55	\$991.06	\$846.64	\$867.81	\$983.70	\$1,008.29	\$1,099.90	\$1,127.40	\$1,118.01	\$1,145.96
56	\$1,036.83	\$885.75	\$907.89	\$1,029.13	\$1,054.86	\$1,150.71	\$1,179.47	\$1,169.65	\$1,198.89
57	\$1,083.05	\$925.23	\$948.36	\$1,075.01	\$1,101.88	\$1,202.00	\$1,232.05	\$1,221.79	\$1,252.33
58	\$1,132.38	\$967.37	\$991.56	\$1,123.97	\$1,152.07	\$1,256.75	\$1,288.17	\$1,277.44	\$1,309.38
59	\$1,156.82	\$988.25	\$1,012.96	\$1,148.24	\$1,176.94	\$1,283.88	\$1,315.97	\$1,305.01	\$1,337.64
60	\$1,206.15	\$1,030.40	\$1,056.16	\$1,197.20	\$1,227.13	\$1,338.63	\$1,372.09	\$1,360.66	\$1,394.68
61	\$1,248.82	\$1,066.84	\$1,093.52	\$1,239.55	\$1,270.54	\$1,385.98	\$1,420.63	\$1,408.79	\$1,444.01
62	\$1,276.82	\$1,090.76	\$1,118.03	\$1,267.34	\$1,299.02	\$1,417.05	\$1,452.48	\$1,440.38	\$1,476.39
63	\$1,311.93	\$1,120.76	\$1,148.78	\$1,302.19	\$1,334.74	\$1,456.01	\$1,492.42	\$1,479.99	\$1,516.98
64+	\$1,333.26	\$1,138.98	\$1,167.45	\$1,323.36	\$1,356.44	\$1,479.69	\$1,516.68	\$1,504.05	\$1,541.65

Company Name:
Market:
Product:
Effective Date of Rates:

HIOS Plan ID (On Exchange)=>	16322PA0040042		16322PA0040047		16322PA0040047		16322PA0040047		16322PA
HIOS Plan ID (Off Exchange)=>	16322PA0040042		16322PA0040047		16322PA0040047		16322PA0040047		16322PA
Plan Marketing Name =>	ntage Gold \$1,000/\$10 - Prem		ntage Gold HSA \$3,100/\$0 - Prem		ntage Gold HSA \$3,100/\$0 - Prem		ntage Gold HSA \$3,100/\$0 - Prem		ntage Gold HSA \$
Form # =>	663		664		664		664		66
Rating Area =>	9		1		2		4		!
Network =>	st w/Dental Advantage w/Dent		st w/Dental Advantage w/Dent		st w/Dental Advantage w/Dent		st w/Dental Advantage w/Dent		st w/Dental Ad
Metal =>	Gold		Gold		Gold		Gold		Gc
Deductible =>	\$1000 / \$2000		\$3100 / \$6200		\$3100 / \$6200		\$3100 / \$6200		\$3100,
Coinsurance =>	80%		90%		90%		90%		90
Copays =>	\$10 / \$70		\$0 / 10%		\$0 / 10%		\$0 / 10%		\$0 /
OOP Maximum =>	\$7000 / \$14000		\$4000 / \$8000		\$4000 / \$8000		\$4000 / \$8000		\$4000,
Pediatric Dental (Yes/No) =>	Yes		Yes		Yes		Yes		Y
Age Band	Non-Tobacco	Tobacco	Non-Tobacco	Tobacco	Non-Tobacco	Tobacco	Non-Tobacco	Tobacco	Non-Tobacco
0 - 14	\$335.83	\$335.83	\$221.08	\$221.08	\$266.63	\$266.63	\$221.08	\$221.08	\$221.08
15	\$365.68	\$365.68	\$240.73	\$240.73	\$290.33	\$290.33	\$240.73	\$240.73	\$240.73
16	\$377.09	\$377.09	\$248.24	\$248.24	\$299.39	\$299.39	\$248.24	\$248.24	\$248.24
17	\$388.51	\$388.51	\$255.76	\$255.76	\$308.45	\$308.45	\$255.76	\$255.76	\$255.76
18	\$400.80	\$400.80	\$263.85	\$263.85	\$318.21	\$318.21	\$263.85	\$263.85	\$263.85
19	\$413.09	\$413.09	\$271.94	\$271.94	\$327.97	\$327.97	\$271.94	\$271.94	\$271.94
20	\$425.82	\$425.82	\$280.32	\$280.32	\$338.07	\$338.07	\$280.32	\$280.32	\$280.32
21	\$438.99	\$449.96	\$288.99	\$296.21	\$348.53	\$357.24	\$288.99	\$296.21	\$288.99
22	\$438.99	\$449.96	\$288.99	\$296.21	\$348.53	\$357.24	\$288.99	\$296.21	\$288.99
23	\$438.99	\$449.96	\$288.99	\$296.21	\$348.53	\$357.24	\$288.99	\$296.21	\$288.99
24	\$438.99	\$449.96	\$288.99	\$296.21	\$348.53	\$357.24	\$288.99	\$296.21	\$288.99
25	\$440.75	\$451.76	\$290.15	\$297.40	\$349.92	\$358.67	\$290.15	\$297.40	\$290.15
26	\$449.53	\$460.76	\$295.93	\$303.32	\$356.89	\$365.82	\$295.93	\$303.32	\$295.93
27	\$460.06	\$471.56	\$302.86	\$310.43	\$365.26	\$374.39	\$302.86	\$310.43	\$302.86
28	\$477.18	\$489.11	\$314.13	\$321.99	\$378.85	\$388.32	\$314.13	\$321.99	\$314.13
29	\$491.23	\$503.51	\$323.38	\$331.46	\$390.01	\$399.76	\$323.38	\$331.46	\$323.38
30	\$498.25	\$510.71	\$328.00	\$336.20	\$395.58	\$405.47	\$328.00	\$336.20	\$328.00
31	\$508.79	\$521.51	\$334.94	\$343.31	\$403.95	\$414.04	\$334.94	\$343.31	\$334.94
32	\$519.33	\$532.31	\$341.88	\$350.42	\$412.31	\$422.62	\$341.88	\$350.42	\$341.88
33	\$525.91	\$539.06	\$346.21	\$354.87	\$417.54	\$427.98	\$346.21	\$354.87	\$346.21
34	\$532.93	\$546.26	\$350.83	\$359.60	\$423.12	\$433.69	\$350.83	\$359.60	\$350.83
35	\$536.45	\$549.86	\$353.15	\$361.97	\$425.90	\$436.55	\$353.15	\$361.97	\$353.15
36	\$539.96	\$553.46	\$355.46	\$364.34	\$428.69	\$439.41	\$355.46	\$364.34	\$355.46
37	\$543.47	\$557.06	\$357.77	\$366.71	\$431.48	\$442.27	\$357.77	\$366.71	\$357.77
38	\$546.98	\$560.66	\$360.08	\$369.08	\$434.27	\$445.13	\$360.08	\$369.08	\$360.08
39	\$554.01	\$567.86	\$364.71	\$373.82	\$439.84	\$450.84	\$364.71	\$373.82	\$364.71
40	\$561.03	\$575.05	\$369.33	\$378.56	\$445.42	\$456.56	\$369.33	\$378.56	\$369.33
41	\$571.56	\$585.85	\$376.26	\$385.67	\$453.79	\$465.13	\$376.26	\$385.67	\$376.26
42	\$581.66	\$596.20	\$382.91	\$392.48	\$461.80	\$473.35	\$382.91	\$392.48	\$382.91
43	\$595.71	\$610.60	\$392.16	\$401.96	\$472.96	\$484.78	\$392.16	\$401.96	\$392.16
44	\$613.27	\$628.60	\$403.72	\$413.81	\$486.90	\$499.07	\$403.72	\$413.81	\$403.72
45	\$633.90	\$649.75	\$417.30	\$427.73	\$503.28	\$515.86	\$417.30	\$427.73	\$417.30
46	\$658.49	\$674.95	\$433.49	\$444.32	\$522.80	\$535.86	\$433.49	\$444.32	\$433.49
47	\$686.14	\$703.29	\$451.69	\$462.98	\$544.75	\$558.37	\$451.69	\$462.98	\$451.69
48	\$717.75	\$735.69	\$472.50	\$484.31	\$569.85	\$584.09	\$472.50	\$484.31	\$472.50
49	\$748.92	\$767.64	\$493.02	\$505.34	\$594.59	\$609.46	\$493.02	\$505.34	\$493.02
50	\$784.04	\$803.64	\$516.14	\$529.04	\$622.47	\$638.04	\$516.14	\$529.04	\$516.14
51	\$818.72	\$839.18	\$538.97	\$552.44	\$650.01	\$666.26	\$538.97	\$552.44	\$538.97
52	\$856.91	\$878.33	\$564.11	\$578.21	\$680.33	\$697.34	\$564.11	\$578.21	\$564.11
53	\$895.54	\$917.93	\$589.54	\$604.28	\$711.00	\$728.78	\$589.54	\$604.28	\$589.54
54	\$937.24	\$960.67	\$616.99	\$632.42	\$744.11	\$762.71	\$616.99	\$632.42	\$616.99
55	\$978.95	\$1,003.42	\$644.45	\$660.56	\$777.22	\$796.65	\$644.45	\$660.56	\$644.45
56	\$1,024.16	\$1,049.77	\$674.21	\$691.07	\$813.12	\$833.45	\$674.21	\$691.07	\$674.21
57	\$1,069.82	\$1,096.56	\$704.27	\$721.88	\$849.37	\$870.60	\$704.27	\$721.88	\$704.27
58	\$1,118.55	\$1,146.51	\$736.35	\$754.76	\$888.05	\$910.26	\$736.35	\$754.76	\$736.35
59	\$1,142.69	\$1,171.26	\$752.24	\$771.05	\$907.22	\$929.90	\$752.24	\$771.05	\$752.24
60	\$1,191.42	\$1,221.20	\$784.32	\$803.93	\$945.91	\$969.56	\$784.32	\$803.93	\$784.32
61	\$1,233.56	\$1,264.40	\$812.06	\$832.36	\$979.37	\$1,003.85	\$812.06	\$832.36	\$812.06
62	\$1,261.22	\$1,292.75	\$830.27	\$851.02	\$1,001.33	\$1,026.36	\$830.27	\$851.02	\$830.27
63	\$1,295.90	\$1,328.30	\$853.10	\$874.43	\$1,028.86	\$1,054.58	\$853.10	\$874.43	\$853.10
64+	\$1,316.97	\$1,349.89	\$866.97	\$888.64	\$1,045.59	\$1,071.73	\$866.97	\$888.64	\$866.97

12/24/2014

Company Name:
Market:
Product:
Effective Date of Rates:

HIOS Plan ID (On Exchange)=>	16322PA0040048		16322PA0040048		16322PA0040049		16322PA0040049		16322PA
HIOS Plan ID (Off Exchange)=>	16322PA0040048		16322PA0040048		16322PA0040049		16322PA0040049		16322PA
Plan Marketing Name =>	ntage Silver \$1,500/\$75 - Premi		ntage Silver \$1,500/\$75 - Premi		ntage Silver \$6,800/\$0 - Premi		ntage Silver \$6,800/\$0 - Premi		ntage Silver \$6,
Form # =>	663		663		663		663		663
Rating Area =>	5		6		1		2		3
Network =>	st w/Dental Advantage w/Den		st w/Dental Advantage w/Den		st w/Dental Advantage w/Den		st w/Dental Advantage w/Den		st w/Dental Ad
Metal =>	Silver		Silver		Silver		Silver		Sil
Deductible =>	\$1500 / \$3000		\$1500 / \$3000		\$6800 / \$13600		\$6800 / \$13600		\$6800 /
Coinsurance =>	60%		60%		60%		60%		60%
Copays =>	\$75 / \$10		\$75 / \$10		\$0 / \$40		\$0 / \$40		\$0 /
OOP Maximum =>	\$8700 / \$17400		\$8700 / \$17400		\$8700 / \$17400		\$8700 / \$17400		\$8700 /
Pediatric Dental (Yes/No) =>	Yes		Yes		Yes		Yes		Yes
Age Band	Non-Tobacco	Tobacco	Non-Tobacco	Tobacco	Non-Tobacco	Tobacco	Non-Tobacco	Tobacco	Non-Tobacco
0 - 14	\$296.68	\$296.68	\$439.54	\$439.54	\$306.85	\$306.85	\$370.07	\$370.07	\$306.85
15	\$323.05	\$323.05	\$478.61	\$478.61	\$334.12	\$334.12	\$402.96	\$402.96	\$334.12
16	\$333.14	\$333.14	\$493.55	\$493.55	\$344.55	\$344.55	\$415.54	\$415.54	\$344.55
17	\$343.22	\$343.22	\$508.49	\$508.49	\$354.98	\$354.98	\$428.12	\$428.12	\$354.98
18	\$354.08	\$354.08	\$524.57	\$524.57	\$366.21	\$366.21	\$441.66	\$441.66	\$366.21
19	\$364.94	\$364.94	\$540.66	\$540.66	\$377.44	\$377.44	\$455.21	\$455.21	\$377.44
20	\$376.19	\$376.19	\$557.32	\$557.32	\$389.08	\$389.08	\$469.24	\$469.24	\$389.08
21	\$387.82	\$397.52	\$574.56	\$588.92	\$401.11	\$411.14	\$483.75	\$495.84	\$401.11
22	\$387.82	\$397.52	\$574.56	\$588.92	\$401.11	\$411.14	\$483.75	\$495.84	\$401.11
23	\$387.82	\$397.52	\$574.56	\$588.92	\$401.11	\$411.14	\$483.75	\$495.84	\$401.11
24	\$387.82	\$397.52	\$574.56	\$588.92	\$401.11	\$411.14	\$483.75	\$495.84	\$401.11
25	\$389.37	\$399.11	\$576.86	\$591.28	\$402.71	\$412.78	\$485.69	\$497.83	\$402.71
26	\$397.13	\$407.06	\$588.35	\$603.06	\$410.74	\$421.01	\$495.36	\$507.74	\$410.74
27	\$406.44	\$416.60	\$602.14	\$617.19	\$420.36	\$430.87	\$506.97	\$519.64	\$420.36
28	\$421.56	\$432.10	\$624.55	\$640.16	\$436.01	\$446.91	\$525.84	\$538.98	\$436.01
29	\$433.97	\$444.82	\$642.93	\$659.01	\$448.84	\$460.06	\$541.32	\$554.85	\$448.84
30	\$440.18	\$451.18	\$652.13	\$668.43	\$455.26	\$466.64	\$549.06	\$562.78	\$455.26
31	\$449.48	\$460.72	\$665.92	\$682.56	\$464.89	\$476.51	\$560.67	\$574.68	\$464.89
32	\$458.79	\$470.26	\$679.70	\$696.70	\$474.51	\$486.38	\$572.28	\$586.58	\$474.51
33	\$464.61	\$476.22	\$688.32	\$705.53	\$480.53	\$492.54	\$579.53	\$594.02	\$480.53
34	\$470.81	\$482.58	\$697.52	\$714.95	\$486.95	\$499.12	\$587.27	\$601.95	\$486.95
35	\$473.92	\$485.76	\$702.11	\$719.67	\$490.16	\$502.41	\$591.14	\$605.92	\$490.16
36	\$477.02	\$488.94	\$706.71	\$724.38	\$493.37	\$505.70	\$595.01	\$609.89	\$493.37
37	\$480.12	\$492.12	\$711.31	\$729.09	\$496.57	\$508.99	\$598.88	\$613.85	\$496.57
38	\$483.22	\$495.30	\$715.90	\$733.80	\$499.78	\$512.28	\$602.75	\$617.82	\$499.78
39	\$489.43	\$501.66	\$725.09	\$743.22	\$506.20	\$518.86	\$610.49	\$625.75	\$506.20
40	\$495.63	\$508.02	\$734.29	\$752.64	\$512.62	\$525.43	\$618.23	\$633.69	\$512.62
41	\$504.94	\$517.57	\$748.08	\$766.78	\$522.25	\$535.30	\$629.84	\$645.59	\$522.25
42	\$513.86	\$526.71	\$761.29	\$780.32	\$531.47	\$544.76	\$640.97	\$656.99	\$531.47
43	\$526.27	\$539.43	\$779.68	\$799.17	\$544.31	\$557.91	\$656.45	\$672.86	\$544.31
44	\$541.78	\$555.33	\$802.66	\$822.73	\$560.35	\$574.36	\$675.80	\$692.69	\$560.35
45	\$560.01	\$574.01	\$829.66	\$850.41	\$579.20	\$593.68	\$698.54	\$716.00	\$579.20
46	\$581.73	\$596.27	\$861.84	\$883.39	\$601.67	\$616.71	\$725.63	\$743.77	\$601.67
47	\$606.16	\$621.32	\$898.04	\$920.49	\$626.93	\$642.61	\$756.10	\$775.00	\$626.93
48	\$634.09	\$649.94	\$939.41	\$962.89	\$655.81	\$672.21	\$790.93	\$810.70	\$655.81
49	\$661.62	\$678.16	\$980.20	\$1,004.70	\$684.29	\$701.40	\$825.28	\$845.91	\$684.29
50	\$692.65	\$709.96	\$1,026.16	\$1,051.82	\$716.38	\$734.29	\$863.98	\$885.58	\$716.38
51	\$723.28	\$741.37	\$1,071.55	\$1,098.34	\$748.07	\$766.77	\$902.19	\$924.75	\$748.07
52	\$757.02	\$775.95	\$1,121.54	\$1,149.58	\$782.97	\$802.54	\$944.28	\$967.89	\$782.97
53	\$791.15	\$810.93	\$1,172.10	\$1,201.40	\$818.26	\$838.72	\$986.85	\$1,011.52	\$818.26
54	\$828.00	\$848.70	\$1,226.69	\$1,257.35	\$856.37	\$877.78	\$1,032.81	\$1,058.63	\$856.37
55	\$864.84	\$886.46	\$1,281.27	\$1,313.30	\$894.48	\$916.84	\$1,078.76	\$1,105.73	\$894.48
56	\$904.78	\$927.40	\$1,340.45	\$1,373.96	\$935.79	\$959.18	\$1,128.59	\$1,156.80	\$935.79
57	\$945.12	\$968.75	\$1,400.20	\$1,435.21	\$977.51	\$1,001.94	\$1,178.90	\$1,208.37	\$977.51
58	\$988.17	\$1,012.87	\$1,463.98	\$1,500.58	\$1,022.03	\$1,047.58	\$1,232.60	\$1,263.41	\$1,022.03
59	\$1,009.50	\$1,034.73	\$1,495.58	\$1,532.97	\$1,044.09	\$1,070.19	\$1,259.20	\$1,290.68	\$1,044.09
60	\$1,052.54	\$1,078.86	\$1,559.36	\$1,598.34	\$1,088.61	\$1,115.83	\$1,312.90	\$1,345.72	\$1,088.61
61	\$1,089.77	\$1,117.02	\$1,614.51	\$1,654.88	\$1,127.12	\$1,155.30	\$1,359.34	\$1,393.32	\$1,127.12
62	\$1,114.21	\$1,142.06	\$1,650.71	\$1,691.98	\$1,152.39	\$1,181.20	\$1,389.81	\$1,424.56	\$1,152.39
63	\$1,144.84	\$1,173.47	\$1,696.10	\$1,738.50	\$1,184.08	\$1,213.68	\$1,428.03	\$1,463.73	\$1,184.08
64+	\$1,163.46	\$1,192.55	\$1,723.68	\$1,766.77	\$1,203.33	\$1,233.41	\$1,451.25	\$1,487.53	\$1,203.33

Company Name:
Market:
Product:
Effective Date of Rates:

HIOS Plan ID (On Exchange)=>	0040049	16322PA0040049		16322PA0040049		16322PA0050031		16322PA0050033	
HIOS Plan ID (Off Exchange)=>	0040049	16322PA0040049		16322PA0040049		16322PA0050031		16322PA0050033	
Plan Marketing Name =>	800/\$0 - Premium Advantage Silver \$6,800/\$0 - Premium Advantage Silver \$6,800/\$0 - Premium Advantage Silver \$3,500/\$40 - Select Advantage Gold \$1,000/\$10 - Select Advantage Gold \$1,000/\$10 - Select Advantage Gold \$1,000/\$10 - Select								
Form # =>	63	663		663		672		672	
Rating Area =>	1	5		6		4		4	
Network =>	Advantage w/Dental	Advantage w/Dental	Advantage w/Dental	Advantage w/Dental	Advantage w/Dental	Advantage w/Dental	Advantage w/Dental	Advantage w/Dental	Advantage w/Dental
Metal =>	Silver	Silver		Silver		Silver		Gold	
Deductible =>	\$13600	\$6800 / \$13600		\$6800 / \$13600		\$3500 / \$7000		\$1000 / \$2000	
Coinsurance =>	100%	60%		60%		70%		80%	
Copays =>	\$40	\$0 / \$40		\$0 / \$40		\$40 / \$75		\$10 / \$70	
OOP Maximum =>	\$17400	\$8700 / \$17400		\$8700 / \$17400		\$8700 / \$17400		\$7000 / \$14000	
Pediatric Dental (Yes/No) =>	Yes	Yes		Yes		Yes		Yes	
Age Band	Tobacco	Non-Tobacco	Tobacco	Non-Tobacco	Tobacco	Non-Tobacco	Tobacco	Non-Tobacco	Tobacco
0 - 14	\$306.85	\$306.85	\$306.85	\$454.60	\$454.60	\$234.04	\$234.04	\$202.56	\$202.56
15	\$334.12	\$334.12	\$334.12	\$495.01	\$495.01	\$254.85	\$254.85	\$220.57	\$220.57
16	\$344.55	\$344.55	\$344.55	\$510.46	\$510.46	\$262.80	\$262.80	\$227.45	\$227.45
17	\$354.98	\$354.98	\$354.98	\$525.91	\$525.91	\$270.76	\$270.76	\$234.34	\$234.34
18	\$366.21	\$366.21	\$366.21	\$542.55	\$542.55	\$279.32	\$279.32	\$241.75	\$241.75
19	\$377.44	\$377.44	\$377.44	\$559.19	\$559.19	\$287.89	\$287.89	\$249.17	\$249.17
20	\$389.08	\$389.08	\$389.08	\$576.42	\$576.42	\$296.76	\$296.76	\$256.85	\$256.85
21	\$411.14	\$401.11	\$411.14	\$594.25	\$609.11	\$305.94	\$313.59	\$264.79	\$271.41
22	\$411.14	\$401.11	\$411.14	\$594.25	\$609.11	\$305.94	\$313.59	\$264.79	\$271.41
23	\$411.14	\$401.11	\$411.14	\$594.25	\$609.11	\$305.94	\$313.59	\$264.79	\$271.41
24	\$411.14	\$401.11	\$411.14	\$594.25	\$609.11	\$305.94	\$313.59	\$264.79	\$271.41
25	\$412.78	\$402.71	\$412.78	\$596.63	\$611.54	\$307.16	\$314.84	\$265.85	\$272.50
26	\$421.01	\$410.74	\$421.01	\$608.51	\$623.72	\$313.28	\$321.11	\$271.14	\$277.92
27	\$430.87	\$420.36	\$430.87	\$622.77	\$638.34	\$320.63	\$328.64	\$277.50	\$284.44
28	\$446.91	\$436.01	\$446.91	\$645.95	\$662.10	\$332.56	\$340.87	\$287.83	\$295.02
29	\$460.06	\$448.84	\$460.06	\$664.97	\$681.59	\$342.35	\$350.91	\$296.30	\$303.71
30	\$466.64	\$455.26	\$466.64	\$674.47	\$691.34	\$347.24	\$355.92	\$300.54	\$308.05
31	\$476.51	\$464.89	\$476.51	\$688.74	\$705.95	\$354.58	\$363.45	\$306.89	\$314.56
32	\$486.38	\$474.51	\$486.38	\$703.00	\$720.57	\$361.93	\$370.98	\$313.25	\$321.08
33	\$492.54	\$480.53	\$492.54	\$711.91	\$729.71	\$366.52	\$375.68	\$317.22	\$325.15
34	\$499.12	\$486.95	\$499.12	\$721.42	\$739.45	\$371.41	\$380.70	\$321.46	\$329.49
35	\$502.41	\$490.16	\$502.41	\$726.17	\$744.33	\$373.86	\$383.21	\$323.57	\$331.66
36	\$505.70	\$493.37	\$505.70	\$730.93	\$749.20	\$376.31	\$385.71	\$325.69	\$333.83
37	\$508.99	\$496.57	\$508.99	\$735.68	\$754.07	\$378.75	\$388.22	\$327.81	\$336.01
38	\$512.28	\$499.78	\$512.28	\$740.44	\$758.95	\$381.20	\$390.73	\$329.93	\$338.18
39	\$518.86	\$506.20	\$518.86	\$749.94	\$768.69	\$386.10	\$395.75	\$334.16	\$342.52
40	\$525.43	\$512.62	\$525.43	\$759.45	\$778.44	\$390.99	\$400.77	\$338.40	\$346.86
41	\$535.30	\$522.25	\$535.30	\$773.71	\$793.06	\$398.33	\$408.29	\$344.76	\$353.38
42	\$544.76	\$531.47	\$544.76	\$787.38	\$807.07	\$405.37	\$415.50	\$350.85	\$359.62
43	\$557.91	\$544.31	\$557.91	\$806.40	\$826.56	\$415.16	\$425.54	\$359.32	\$368.30
44	\$574.36	\$560.35	\$574.36	\$830.17	\$850.92	\$427.40	\$438.08	\$369.91	\$379.16
45	\$593.68	\$579.20	\$593.68	\$858.10	\$879.55	\$441.78	\$452.82	\$382.36	\$391.92
46	\$616.71	\$601.67	\$616.71	\$891.38	\$913.66	\$458.91	\$470.38	\$397.19	\$407.11
47	\$642.61	\$626.93	\$642.61	\$928.81	\$952.03	\$478.18	\$490.14	\$413.87	\$424.21
48	\$672.21	\$655.81	\$672.21	\$971.60	\$995.89	\$500.21	\$512.72	\$432.93	\$443.75
49	\$701.40	\$684.29	\$701.40	\$1,013.79	\$1,039.14	\$521.93	\$534.98	\$451.73	\$463.03
50	\$734.29	\$716.38	\$734.29	\$1,061.33	\$1,087.86	\$546.41	\$560.07	\$472.91	\$484.74
51	\$766.77	\$748.07	\$766.77	\$1,108.28	\$1,135.98	\$570.58	\$584.84	\$493.83	\$506.18
52	\$802.54	\$782.97	\$802.54	\$1,159.98	\$1,188.98	\$597.19	\$612.12	\$516.87	\$529.79
53	\$838.72	\$818.26	\$838.72	\$1,212.27	\$1,242.58	\$624.12	\$639.72	\$540.17	\$553.68
54	\$877.78	\$856.37	\$877.78	\$1,268.72	\$1,300.44	\$653.18	\$669.51	\$565.33	\$579.46
55	\$916.84	\$894.48	\$916.84	\$1,325.18	\$1,358.31	\$682.25	\$699.30	\$590.48	\$605.24
56	\$959.18	\$935.79	\$959.18	\$1,386.39	\$1,421.04	\$713.76	\$731.60	\$617.76	\$633.20
57	\$1,001.94	\$977.51	\$1,001.94	\$1,448.19	\$1,484.39	\$745.58	\$764.22	\$645.29	\$661.43
58	\$1,047.58	\$1,022.03	\$1,047.58	\$1,514.15	\$1,552.00	\$779.54	\$799.02	\$674.68	\$691.55
59	\$1,070.19	\$1,044.09	\$1,070.19	\$1,546.83	\$1,585.50	\$796.36	\$816.27	\$689.25	\$706.48
60	\$1,115.83	\$1,088.61	\$1,115.83	\$1,612.79	\$1,653.11	\$830.32	\$851.08	\$718.64	\$736.61
61	\$1,155.30	\$1,127.12	\$1,155.30	\$1,669.84	\$1,711.59	\$859.69	\$881.18	\$744.06	\$762.66
62	\$1,181.20	\$1,152.39	\$1,181.20	\$1,707.28	\$1,749.96	\$878.97	\$900.94	\$760.74	\$779.76
63	\$1,213.68	\$1,184.08	\$1,213.68	\$1,754.23	\$1,798.08	\$903.13	\$925.71	\$781.66	\$801.20
64+	\$1,233.41	\$1,203.33	\$1,233.41	\$1,782.75	\$1,827.32	\$917.82	\$940.77	\$794.37	\$814.23

Company Name:
Market:
Product:
Effective Date of Rates:

HIOS Plan ID (On Exchange)=>	16322PA0050100		16322PA0050100		16322PA0050100		16322PA0050100		16322PA
HIOS Plan ID (Off Exchange)=>	16322PA0050100		16322PA0050100		16322PA0050100		16322PA0050100		16322PA
Plan Marketing Name =>	ntage Bronze \$6,700/\$0 - Partr		ntage Bronze \$6,700/\$0 - Partr		ntage Bronze \$6,700/\$0 - Partr		ntage Bronze \$6,700/\$0 - Partr		ntage Bronze \$
Form # =>	672		672		672		672		6
Rating Area =>	1		3		4		5		
Network =>	/Dental Advantage w/Dentem		/Dental Advantage w/Dentem		/Dental Advantage w/Dentem		/Dental Advantage w/Dentem		/Dental Advant
Metal =>	Bronze		Bronze		Bronze		Bronze		Bro
Deductible =>	\$6700 / \$13400		\$6700 / \$13400		\$6700 / \$13400		\$6700 / \$13400		\$6700 /
Coinsurance =>	60%		60%		60%		60%		60
Copays =>	\$0 / 40%		\$0 / 40%		\$0 / 40%		\$0 / 40%		\$0 /
OOP Maximum =>	\$8700 / \$17400		\$8700 / \$17400		\$8700 / \$17400		\$8700 / \$17400		\$8700 /
Pediatric Dental (Yes/No) =>	Yes		Yes		Yes		Yes		Y
Age Band	Non-Tobacco	Tobacco	Non-Tobacco	Tobacco	Non-Tobacco	Tobacco	Non-Tobacco	Tobacco	Non-Tobacco
0 - 14	\$133.09	\$133.09	\$176.35	\$176.35	\$133.09	\$133.09	\$133.09	\$133.09	\$140.68
15	\$144.93	\$144.93	\$192.02	\$192.02	\$144.93	\$144.93	\$144.93	\$144.93	\$153.19
16	\$149.45	\$149.45	\$198.02	\$198.02	\$149.45	\$149.45	\$149.45	\$149.45	\$157.97
17	\$153.97	\$153.97	\$204.01	\$204.01	\$153.97	\$153.97	\$153.97	\$153.97	\$162.75
18	\$158.84	\$158.84	\$210.46	\$210.46	\$158.84	\$158.84	\$158.84	\$158.84	\$167.90
19	\$163.72	\$163.72	\$216.92	\$216.92	\$163.72	\$163.72	\$163.72	\$163.72	\$173.05
20	\$168.76	\$168.76	\$223.60	\$223.60	\$168.76	\$168.76	\$168.76	\$168.76	\$178.38
21	\$173.98	\$178.33	\$230.52	\$236.28	\$173.98	\$178.33	\$173.98	\$178.33	\$183.90
22	\$173.98	\$178.33	\$230.52	\$236.28	\$173.98	\$178.33	\$173.98	\$178.33	\$183.90
23	\$173.98	\$178.33	\$230.52	\$236.28	\$173.98	\$178.33	\$173.98	\$178.33	\$183.90
24	\$173.98	\$178.33	\$230.52	\$236.28	\$173.98	\$178.33	\$173.98	\$178.33	\$183.90
25	\$174.68	\$179.04	\$231.44	\$237.23	\$174.68	\$179.04	\$174.68	\$179.04	\$184.64
26	\$178.16	\$182.61	\$236.05	\$241.95	\$178.16	\$182.61	\$178.16	\$182.61	\$188.31
27	\$182.33	\$186.89	\$241.58	\$247.62	\$182.33	\$186.89	\$182.33	\$186.89	\$192.73
28	\$189.12	\$193.84	\$250.58	\$256.84	\$189.12	\$193.84	\$189.12	\$193.84	\$199.90
29	\$194.68	\$199.55	\$257.95	\$264.40	\$194.68	\$199.55	\$194.68	\$199.55	\$205.78
30	\$197.47	\$202.40	\$261.64	\$268.18	\$197.47	\$202.40	\$197.47	\$202.40	\$208.73
31	\$201.64	\$206.68	\$267.17	\$273.85	\$201.64	\$206.68	\$201.64	\$206.68	\$213.14
32	\$205.82	\$210.96	\$272.71	\$279.52	\$205.82	\$210.96	\$205.82	\$210.96	\$217.55
33	\$208.43	\$213.64	\$276.16	\$283.07	\$208.43	\$213.64	\$208.43	\$213.64	\$220.31
34	\$211.21	\$216.49	\$279.85	\$286.85	\$211.21	\$216.49	\$211.21	\$216.49	\$223.25
35	\$212.60	\$217.92	\$281.70	\$288.74	\$212.60	\$217.92	\$212.60	\$217.92	\$224.73
36	\$214.00	\$219.35	\$283.54	\$290.63	\$214.00	\$219.35	\$214.00	\$219.35	\$226.20
37	\$215.39	\$220.77	\$285.38	\$292.52	\$215.39	\$220.77	\$215.39	\$220.77	\$227.67
38	\$216.78	\$222.20	\$287.23	\$294.41	\$216.78	\$222.20	\$216.78	\$222.20	\$229.14
39	\$219.56	\$225.05	\$290.92	\$298.19	\$219.56	\$225.05	\$219.56	\$225.05	\$232.08
40	\$222.35	\$227.91	\$294.60	\$301.97	\$222.35	\$227.91	\$222.35	\$227.91	\$235.02
41	\$226.52	\$232.19	\$300.14	\$307.64	\$226.52	\$232.19	\$226.52	\$232.19	\$239.44
42	\$230.52	\$236.29	\$305.44	\$313.07	\$230.52	\$236.29	\$230.52	\$236.29	\$243.67
43	\$236.09	\$241.99	\$312.82	\$320.64	\$236.09	\$241.99	\$236.09	\$241.99	\$249.55
44	\$243.05	\$249.13	\$322.04	\$330.09	\$243.05	\$249.13	\$243.05	\$249.13	\$256.91
45	\$251.23	\$257.51	\$332.87	\$341.19	\$251.23	\$257.51	\$251.23	\$257.51	\$265.55
46	\$260.97	\$267.49	\$345.78	\$354.42	\$260.97	\$267.49	\$260.97	\$267.49	\$275.85
47	\$271.93	\$278.73	\$360.30	\$369.31	\$271.93	\$278.73	\$271.93	\$278.73	\$287.44
48	\$284.46	\$291.57	\$376.90	\$386.32	\$284.46	\$291.57	\$284.46	\$291.57	\$300.68
49	\$296.81	\$304.23	\$393.27	\$403.10	\$296.81	\$304.23	\$296.81	\$304.23	\$313.73
50	\$310.73	\$318.50	\$411.71	\$422.00	\$310.73	\$318.50	\$310.73	\$318.50	\$328.45
51	\$324.47	\$332.58	\$429.92	\$440.67	\$324.47	\$332.58	\$324.47	\$332.58	\$342.97
52	\$339.61	\$348.10	\$449.98	\$461.22	\$339.61	\$348.10	\$339.61	\$348.10	\$358.97
53	\$354.92	\$363.79	\$470.26	\$482.02	\$354.92	\$363.79	\$354.92	\$363.79	\$375.16
54	\$371.45	\$380.73	\$492.16	\$504.46	\$371.45	\$380.73	\$371.45	\$380.73	\$392.63
55	\$387.98	\$397.67	\$514.06	\$526.91	\$387.98	\$397.67	\$387.98	\$397.67	\$410.10
56	\$405.90	\$416.04	\$537.80	\$551.25	\$405.90	\$416.04	\$405.90	\$416.04	\$429.04
57	\$423.99	\$434.59	\$561.78	\$575.82	\$423.99	\$434.59	\$423.99	\$434.59	\$448.16
58	\$443.30	\$454.38	\$587.36	\$602.05	\$443.30	\$454.38	\$443.30	\$454.38	\$468.58
59	\$452.87	\$464.19	\$600.04	\$615.04	\$452.87	\$464.19	\$452.87	\$464.19	\$478.69
60	\$472.18	\$483.99	\$625.63	\$641.27	\$472.18	\$483.99	\$472.18	\$483.99	\$499.10
61	\$488.88	\$501.11	\$647.76	\$663.96	\$488.88	\$501.11	\$488.88	\$501.11	\$516.76
62	\$499.84	\$512.34	\$662.28	\$678.84	\$499.84	\$512.34	\$499.84	\$512.34	\$528.34
63	\$513.59	\$526.43	\$680.50	\$697.51	\$513.59	\$526.43	\$513.59	\$526.43	\$542.87
64+	\$521.94	\$534.99	\$691.56	\$708.85	\$521.94	\$534.99	\$521.94	\$534.99	\$551.70

Company Name:
Market:
Product:
Effective Date of Rates:

HIOS Plan ID (On Exchange)=>	0050101	16322PA0050104		16322PA0050104		16322PA0050104		16322PA0050104	
HIOS Plan ID (Off Exchange)=>	0050101	16322PA0050104		16322PA0050104		16322PA0050104		16322PA0050104	
Plan Marketing Name =>	6,700/\$0 - Sele	ntage Silver \$3,500/\$40 - Partn	ntage Silver \$3,500/\$40 - Partn	ntage Silver \$3,500/\$40 - Partn	ntage Silver \$3,500/\$40 - Partn	ntage Silver \$3,500/\$40 - Partn	ntage Silver \$3,500/\$40 - Partn	ntage Silver \$3,500/\$40 - Partn	ntage Silver \$3,500/\$40 - Partn
Form # =>	72	672		672		672		672	
Rating Area =>	1	1		3		4		5	
Network =>	Age w/Dentema	/Dental Advantage w/Dentem	/Dental Advantage w/Dentem	/Dental Advantage w/Dentem	/Dental Advantage w/Dentem	/Dental Advantage w/Dentem	/Dental Advantage w/Dentem	/Dental Advantage w/Dentem	/Dental Advantage w/Dentem
Metal =>	nze	Silver		Silver		Silver		Silver	
Deductible =>	\$13400	\$3500 / \$7000		\$3500 / \$7000		\$3500 / \$7000		\$3500 / \$7000	
Coinsurance =>	70%	70%		70%		70%		70%	
Copays =>	40%	\$40 / \$75		\$40 / \$75		\$40 / \$75		\$40 / \$75	
OOP Maximum =>	\$17400	\$8700 / \$17400		\$8700 / \$17400		\$8700 / \$17400		\$8700 / \$17400	
Pediatric Dental (Yes/No) =>	es	Yes		Yes		Yes		Yes	
Age Band	Tobacco	Non-Tobacco	Tobacco	Non-Tobacco	Tobacco	Non-Tobacco	Tobacco	Non-Tobacco	Tobacco
0 - 14	\$140.68	\$221.41	\$221.41	\$293.37	\$293.37	\$221.41	\$221.41	\$221.41	\$221.41
15	\$153.19	\$241.10	\$241.10	\$319.45	\$319.45	\$241.10	\$241.10	\$241.10	\$241.10
16	\$157.97	\$248.62	\$248.62	\$329.42	\$329.42	\$248.62	\$248.62	\$248.62	\$248.62
17	\$162.75	\$256.15	\$256.15	\$339.39	\$339.39	\$256.15	\$256.15	\$256.15	\$256.15
18	\$167.90	\$264.25	\$264.25	\$350.13	\$350.13	\$264.25	\$264.25	\$264.25	\$264.25
19	\$173.05	\$272.35	\$272.35	\$360.86	\$360.86	\$272.35	\$272.35	\$272.35	\$272.35
20	\$178.38	\$280.75	\$280.75	\$371.99	\$371.99	\$280.75	\$280.75	\$280.75	\$280.75
21	\$188.50	\$289.43	\$296.67	\$383.49	\$393.08	\$289.43	\$296.67	\$289.43	\$296.67
22	\$188.50	\$289.43	\$296.67	\$383.49	\$393.08	\$289.43	\$296.67	\$289.43	\$296.67
23	\$188.50	\$289.43	\$296.67	\$383.49	\$393.08	\$289.43	\$296.67	\$289.43	\$296.67
24	\$188.50	\$289.43	\$296.67	\$383.49	\$393.08	\$289.43	\$296.67	\$289.43	\$296.67
25	\$189.25	\$290.59	\$297.85	\$385.02	\$394.65	\$290.59	\$297.85	\$290.59	\$297.85
26	\$193.02	\$296.38	\$303.79	\$392.69	\$402.51	\$296.38	\$303.79	\$296.38	\$303.79
27	\$197.55	\$303.32	\$310.91	\$401.90	\$411.94	\$303.32	\$310.91	\$303.32	\$310.91
28	\$204.90	\$314.61	\$322.48	\$416.85	\$427.27	\$314.61	\$322.48	\$314.61	\$322.48
29	\$210.93	\$323.87	\$331.97	\$429.13	\$439.85	\$323.87	\$331.97	\$323.87	\$331.97
30	\$213.94	\$328.50	\$336.72	\$435.26	\$446.14	\$328.50	\$336.72	\$328.50	\$336.72
31	\$218.47	\$335.45	\$343.84	\$444.46	\$455.58	\$335.45	\$343.84	\$335.45	\$343.84
32	\$222.99	\$342.40	\$350.96	\$453.67	\$465.01	\$342.40	\$350.96	\$342.40	\$350.96
33	\$225.82	\$346.74	\$355.41	\$459.42	\$470.91	\$346.74	\$355.41	\$346.74	\$355.41
34	\$228.84	\$351.37	\$360.15	\$465.56	\$477.20	\$351.37	\$360.15	\$351.37	\$360.15
35	\$230.34	\$353.68	\$362.53	\$468.62	\$480.34	\$353.68	\$362.53	\$353.68	\$362.53
36	\$231.85	\$356.00	\$364.90	\$471.69	\$483.49	\$356.00	\$364.90	\$356.00	\$364.90
37	\$233.36	\$358.31	\$367.27	\$474.76	\$486.63	\$358.31	\$367.27	\$358.31	\$367.27
38	\$234.87	\$360.63	\$369.65	\$477.83	\$489.77	\$360.63	\$369.65	\$360.63	\$369.65
39	\$237.88	\$365.26	\$374.39	\$483.96	\$496.06	\$365.26	\$374.39	\$365.26	\$374.39
40	\$240.90	\$369.89	\$379.14	\$490.10	\$502.35	\$369.89	\$379.14	\$369.89	\$379.14
41	\$245.42	\$376.84	\$386.26	\$499.30	\$511.79	\$376.84	\$386.26	\$376.84	\$386.26
42	\$249.76	\$383.49	\$393.08	\$508.12	\$520.83	\$383.49	\$393.08	\$383.49	\$393.08
43	\$255.79	\$392.76	\$402.58	\$520.40	\$533.41	\$392.76	\$402.58	\$392.76	\$402.58
44	\$263.33	\$404.33	\$414.44	\$535.74	\$549.13	\$404.33	\$414.44	\$404.33	\$414.44
45	\$272.19	\$417.94	\$428.39	\$553.76	\$567.60	\$417.94	\$428.39	\$417.94	\$428.39
46	\$282.75	\$434.15	\$445.00	\$575.24	\$589.62	\$434.15	\$445.00	\$434.15	\$445.00
47	\$294.62	\$452.38	\$463.69	\$599.39	\$614.38	\$452.38	\$463.69	\$452.38	\$463.69
48	\$308.19	\$473.22	\$485.05	\$627.01	\$642.68	\$473.22	\$485.05	\$473.22	\$485.05
49	\$321.58	\$493.77	\$506.11	\$654.23	\$670.59	\$493.77	\$506.11	\$493.77	\$506.11
50	\$336.66	\$516.92	\$529.85	\$684.91	\$702.04	\$516.92	\$529.85	\$516.92	\$529.85
51	\$351.55	\$539.79	\$553.28	\$715.21	\$733.09	\$539.79	\$553.28	\$539.79	\$553.28
52	\$367.95	\$564.97	\$579.09	\$748.57	\$767.29	\$564.97	\$579.09	\$564.97	\$579.09
53	\$384.53	\$590.44	\$605.20	\$782.32	\$801.88	\$590.44	\$605.20	\$590.44	\$605.20
54	\$402.44	\$617.93	\$633.38	\$818.75	\$839.22	\$617.93	\$633.38	\$617.93	\$633.38
55	\$420.35	\$645.43	\$661.56	\$855.18	\$876.56	\$645.43	\$661.56	\$645.43	\$661.56
56	\$439.76	\$675.24	\$692.12	\$894.68	\$917.05	\$675.24	\$692.12	\$675.24	\$692.12
57	\$459.37	\$705.34	\$722.97	\$934.57	\$957.93	\$705.34	\$722.97	\$705.34	\$722.97
58	\$480.29	\$737.47	\$755.90	\$977.13	\$1,001.56	\$737.47	\$755.90	\$737.47	\$755.90
59	\$490.66	\$753.39	\$772.22	\$998.22	\$1,023.18	\$753.39	\$772.22	\$753.39	\$772.22
60	\$511.58	\$785.51	\$805.15	\$1,040.79	\$1,066.81	\$785.51	\$805.15	\$785.51	\$805.15
61	\$529.68	\$813.30	\$833.63	\$1,077.61	\$1,104.55	\$813.30	\$833.63	\$813.30	\$833.63
62	\$541.55	\$831.53	\$852.32	\$1,101.77	\$1,129.31	\$831.53	\$852.32	\$831.53	\$852.32
63	\$556.44	\$854.40	\$875.76	\$1,132.06	\$1,160.36	\$854.40	\$875.76	\$854.40	\$875.76
64+	\$565.49	\$868.29	\$890.00	\$1,150.47	\$1,179.23	\$868.29	\$890.00	\$868.29	\$890.00

Company Name:
Market:
Product:
Effective Date of Rates:

HIOS Plan ID (On Exchange)=>									16322PA
HIOS Plan ID (Off Exchange)=>	16322PA0050105		16322PA0050105		16322PA0050105		16322PA0050105		16322PA
Plan Marketing Name =>	tage Silver HSA \$3,100/\$0 - Par		tage Silver HSA \$3,100/\$0 - Par		tage Silver HSA \$3,100/\$0 - Par		tage Silver HSA \$3,100/\$0 - Par		antage Gold \$1,
Form # =>	671		671		671		671		6
Rating Area =>	1		3		4		5		.
Network =>	/Dental Advantage w/Dentem		/Dental Advantage w/Dentem		/Dental Advantage w/Dentem		/Dental Advantage w/Dentem		/Dental Advan
Metal =>	Silver		Silver		Silver		Silver		Gc
Deductible =>	\$3100 / \$6200		\$3100 / \$6200		\$3100 / \$6200		\$3100 / \$6200		\$1000,
Coinsurance =>	80%		80%		80%		80%		80
Copays =>	\$0 / 20%		\$0 / 20%		\$0 / 20%		\$0 / 20%		\$10,
OOP Maximum =>	\$5300 / \$10600		\$5300 / \$10600		\$5300 / \$10600		\$5300 / \$10600		\$7000 /
Pediatric Dental (Yes/No) =>	Yes		Yes		Yes		Yes		Y
Age Band	Non-Tobacco	Tobacco	Non-Tobacco	Tobacco	Non-Tobacco	Tobacco	Non-Tobacco	Tobacco	Non-Tobacco
0 - 14	\$160.18	\$160.18	\$212.24	\$212.24	\$160.18	\$160.18	\$160.18	\$160.18	\$191.63
15	\$174.42	\$174.42	\$231.11	\$231.11	\$174.42	\$174.42	\$174.42	\$174.42	\$208.67
16	\$179.87	\$179.87	\$238.32	\$238.32	\$179.87	\$179.87	\$179.87	\$179.87	\$215.18
17	\$185.31	\$185.31	\$245.53	\$245.53	\$185.31	\$185.31	\$185.31	\$185.31	\$221.69
18	\$191.17	\$191.17	\$253.30	\$253.30	\$191.17	\$191.17	\$191.17	\$191.17	\$228.71
19	\$197.04	\$197.04	\$261.07	\$261.07	\$197.04	\$197.04	\$197.04	\$197.04	\$235.72
20	\$203.11	\$203.11	\$269.12	\$269.12	\$203.11	\$203.11	\$203.11	\$203.11	\$242.99
21	\$209.39	\$214.62	\$277.44	\$284.38	\$209.39	\$214.62	\$209.39	\$214.62	\$250.50
22	\$209.39	\$214.62	\$277.44	\$284.38	\$209.39	\$214.62	\$209.39	\$214.62	\$250.50
23	\$209.39	\$214.62	\$277.44	\$284.38	\$209.39	\$214.62	\$209.39	\$214.62	\$250.50
24	\$209.39	\$214.62	\$277.44	\$284.38	\$209.39	\$214.62	\$209.39	\$214.62	\$250.50
25	\$210.23	\$215.48	\$278.55	\$285.51	\$210.23	\$215.48	\$210.23	\$215.48	\$251.50
26	\$214.42	\$219.78	\$284.10	\$291.20	\$214.42	\$219.78	\$214.42	\$219.78	\$256.51
27	\$219.44	\$224.93	\$290.76	\$298.03	\$219.44	\$224.93	\$219.44	\$224.93	\$262.52
28	\$227.61	\$233.30	\$301.58	\$309.12	\$227.61	\$233.30	\$227.61	\$233.30	\$272.29
29	\$234.31	\$240.17	\$310.46	\$318.22	\$234.31	\$240.17	\$234.31	\$240.17	\$280.31
30	\$237.66	\$243.60	\$314.89	\$322.77	\$237.66	\$243.60	\$237.66	\$243.60	\$284.32
31	\$242.68	\$248.75	\$321.55	\$329.59	\$242.68	\$248.75	\$242.68	\$248.75	\$290.33
32	\$247.71	\$253.90	\$328.21	\$336.42	\$247.71	\$253.90	\$247.71	\$253.90	\$296.34
33	\$250.85	\$257.12	\$332.37	\$340.68	\$250.85	\$257.12	\$250.85	\$257.12	\$300.10
34	\$254.20	\$260.55	\$336.81	\$345.23	\$254.20	\$260.55	\$254.20	\$260.55	\$304.11
35	\$255.87	\$262.27	\$339.03	\$347.51	\$255.87	\$262.27	\$255.87	\$262.27	\$306.11
36	\$257.55	\$263.99	\$341.25	\$349.78	\$257.55	\$263.99	\$257.55	\$263.99	\$308.12
37	\$259.22	\$265.71	\$343.47	\$352.06	\$259.22	\$265.71	\$259.22	\$265.71	\$310.12
38	\$260.90	\$267.42	\$345.69	\$354.33	\$260.90	\$267.42	\$260.90	\$267.42	\$312.12
39	\$264.25	\$270.86	\$350.13	\$358.88	\$264.25	\$270.86	\$264.25	\$270.86	\$316.13
40	\$267.60	\$274.29	\$354.57	\$363.43	\$267.60	\$274.29	\$267.60	\$274.29	\$320.14
41	\$272.63	\$279.44	\$361.23	\$370.26	\$272.63	\$279.44	\$272.63	\$279.44	\$326.15
42	\$277.44	\$284.38	\$367.61	\$376.80	\$277.44	\$284.38	\$277.44	\$284.38	\$331.91
43	\$284.14	\$291.25	\$376.49	\$385.90	\$284.14	\$291.25	\$284.14	\$291.25	\$339.93
44	\$292.52	\$299.83	\$387.58	\$397.27	\$292.52	\$299.83	\$292.52	\$299.83	\$349.95
45	\$302.36	\$309.92	\$400.62	\$410.64	\$302.36	\$309.92	\$302.36	\$309.92	\$361.72
46	\$314.09	\$321.94	\$416.16	\$426.56	\$314.09	\$321.94	\$314.09	\$321.94	\$375.75
47	\$327.28	\$335.46	\$433.64	\$444.48	\$327.28	\$335.46	\$327.28	\$335.46	\$391.53
48	\$342.35	\$350.91	\$453.61	\$464.95	\$342.35	\$350.91	\$342.35	\$350.91	\$409.57
49	\$357.22	\$366.15	\$473.31	\$485.15	\$357.22	\$366.15	\$357.22	\$366.15	\$427.35
50	\$373.97	\$383.32	\$495.51	\$507.90	\$373.97	\$383.32	\$373.97	\$383.32	\$447.39
51	\$390.51	\$400.28	\$517.43	\$530.36	\$390.51	\$400.28	\$390.51	\$400.28	\$467.18
52	\$408.73	\$418.95	\$541.56	\$555.10	\$408.73	\$418.95	\$408.73	\$418.95	\$488.98
53	\$427.16	\$437.83	\$565.98	\$580.13	\$427.16	\$437.83	\$427.16	\$437.83	\$511.02
54	\$447.05	\$458.22	\$592.33	\$607.14	\$447.05	\$458.22	\$447.05	\$458.22	\$534.82
55	\$466.94	\$478.61	\$618.69	\$634.16	\$466.94	\$478.61	\$466.94	\$478.61	\$558.62
56	\$488.51	\$500.72	\$647.27	\$663.45	\$488.51	\$500.72	\$488.51	\$500.72	\$584.42
57	\$510.28	\$523.04	\$676.12	\$693.02	\$510.28	\$523.04	\$510.28	\$523.04	\$610.47
58	\$533.53	\$546.86	\$706.92	\$724.59	\$533.53	\$546.86	\$533.53	\$546.86	\$638.27
59	\$545.04	\$558.67	\$722.18	\$740.23	\$545.04	\$558.67	\$545.04	\$558.67	\$652.05
60	\$568.28	\$582.49	\$752.97	\$771.80	\$568.28	\$582.49	\$568.28	\$582.49	\$679.86
61	\$588.39	\$603.10	\$779.61	\$799.10	\$588.39	\$603.10	\$588.39	\$603.10	\$703.91
62	\$601.58	\$616.62	\$797.09	\$817.01	\$601.58	\$616.62	\$601.58	\$616.62	\$719.69
63	\$618.12	\$633.57	\$819.00	\$839.48	\$618.12	\$633.57	\$618.12	\$633.57	\$739.48
64+	\$628.17	\$643.87	\$832.32	\$853.13	\$628.17	\$643.87	\$628.17	\$643.87	\$751.50

Company Name:
Market:
Product:
Effective Date of Rates:

HIOS Plan ID (On Exchange)=>	0050106	16322PA0050106		16322PA0050106		16322PA0050106		16322PA0050106	
HIOS Plan ID (Off Exchange)=>	0050106	16322PA0050106		16322PA0050106		16322PA0050106		16322PA0050108	
Plan Marketing Name =>	000/\$10 - Part	antage Gold \$1,000/\$10 - Part	antage Gold \$1,000/\$10 - Part	antage Gold \$1,000/\$10 - Part	antage Gold \$1,000/\$10 - Part	antage Gold \$1,000/\$10 - Part	antage Silver HSA \$3,100/\$0 - Se		
Form # =>	72	672		672		672		671	
Rating Area =>	L	3		4		5		4	
Network =>	age w/Dentem	/Dental Advantage w/Dentem	/Dental Advantage w/Dentem	/Dental Advantage w/Dentem	/Dental Advantage w/Dentem	/Dental Advantage w/Dentem	/Dental Advantage w/Dentem	Dental Advantage w/Dentem	
Metal =>	old	Gold		Gold		Gold		Silver	
Deductible =>	/ \$2000	\$1000 / \$2000		\$1000 / \$2000		\$1000 / \$2000		\$3100 / \$6200	
Coinsurance =>	%	80%		80%		80%		80%	
Copays =>	/ \$70	\$10 / \$70		\$10 / \$70		\$10 / \$70		\$0 / 20%	
OOP Maximum =>	\$14000	\$7000 / \$14000		\$7000 / \$14000		\$7000 / \$14000		\$5300 / \$10600	
Pediatric Dental (Yes/No) =>	es	Yes		Yes		Yes		Yes	
Age Band	Tobacco	Non-Tobacco	Tobacco	Non-Tobacco	Tobacco	Non-Tobacco	Tobacco	Non-Tobacco	Tobacco
0 - 14	\$191.63	\$253.91	\$253.91	\$191.63	\$191.63	\$191.63	\$191.63	\$169.33	\$169.33
15	\$208.67	\$276.48	\$276.48	\$208.67	\$208.67	\$208.67	\$208.67	\$184.38	\$184.38
16	\$215.18	\$285.11	\$285.11	\$215.18	\$215.18	\$215.18	\$215.18	\$190.13	\$190.13
17	\$221.69	\$293.74	\$293.74	\$221.69	\$221.69	\$221.69	\$221.69	\$195.89	\$195.89
18	\$228.71	\$303.03	\$303.03	\$228.71	\$228.71	\$228.71	\$228.71	\$202.08	\$202.08
19	\$235.72	\$312.33	\$312.33	\$235.72	\$235.72	\$235.72	\$235.72	\$208.28	\$208.28
20	\$242.99	\$321.95	\$321.95	\$242.99	\$242.99	\$242.99	\$242.99	\$214.70	\$214.70
21	\$256.76	\$331.91	\$340.21	\$250.50	\$256.76	\$250.50	\$256.76	\$221.34	\$226.87
22	\$256.76	\$331.91	\$340.21	\$250.50	\$256.76	\$250.50	\$256.76	\$221.34	\$226.87
23	\$256.76	\$331.91	\$340.21	\$250.50	\$256.76	\$250.50	\$256.76	\$221.34	\$226.87
24	\$256.76	\$331.91	\$340.21	\$250.50	\$256.76	\$250.50	\$256.76	\$221.34	\$226.87
25	\$257.79	\$333.24	\$341.57	\$251.50	\$257.79	\$251.50	\$257.79	\$222.23	\$227.78
26	\$262.92	\$339.88	\$348.37	\$256.51	\$262.92	\$256.51	\$262.92	\$226.65	\$232.32
27	\$269.09	\$347.84	\$356.54	\$262.52	\$269.09	\$262.52	\$269.09	\$231.96	\$237.76
28	\$279.10	\$360.79	\$369.81	\$272.29	\$279.10	\$272.29	\$279.10	\$240.60	\$246.61
29	\$287.32	\$371.41	\$380.69	\$280.31	\$287.32	\$280.31	\$287.32	\$247.68	\$253.87
30	\$291.43	\$376.72	\$386.14	\$284.32	\$291.43	\$284.32	\$291.43	\$251.22	\$257.50
31	\$297.59	\$384.68	\$394.30	\$290.33	\$297.59	\$290.33	\$297.59	\$256.53	\$262.95
32	\$303.75	\$392.65	\$402.47	\$296.34	\$303.75	\$296.34	\$303.75	\$261.85	\$268.39
33	\$307.60	\$397.63	\$407.57	\$300.10	\$307.60	\$300.10	\$307.60	\$265.17	\$271.79
34	\$311.71	\$402.94	\$413.01	\$304.11	\$311.71	\$304.11	\$311.71	\$268.71	\$275.42
35	\$313.76	\$405.59	\$415.73	\$306.11	\$313.76	\$306.11	\$313.76	\$270.48	\$277.24
36	\$315.82	\$408.25	\$418.46	\$308.12	\$315.82	\$308.12	\$315.82	\$272.25	\$279.05
37	\$317.87	\$410.90	\$421.18	\$310.12	\$317.87	\$310.12	\$317.87	\$274.02	\$280.87
38	\$319.93	\$413.56	\$423.90	\$312.12	\$319.93	\$312.12	\$319.93	\$275.79	\$282.68
39	\$324.03	\$418.87	\$429.34	\$316.13	\$324.03	\$316.13	\$324.03	\$279.33	\$286.31
40	\$328.14	\$424.18	\$434.79	\$320.14	\$328.14	\$320.14	\$328.14	\$282.87	\$289.94
41	\$334.30	\$432.15	\$442.95	\$326.15	\$334.30	\$326.15	\$334.30	\$288.18	\$295.39
42	\$340.21	\$439.78	\$450.78	\$331.91	\$340.21	\$331.91	\$340.21	\$293.28	\$300.61
43	\$348.43	\$450.40	\$461.66	\$339.93	\$348.43	\$339.93	\$348.43	\$300.36	\$307.87
44	\$358.70	\$463.68	\$475.27	\$349.95	\$358.70	\$349.95	\$358.70	\$309.21	\$316.94
45	\$370.77	\$479.28	\$491.26	\$361.72	\$370.77	\$361.72	\$370.77	\$319.61	\$327.61
46	\$385.14	\$497.87	\$510.31	\$375.75	\$385.14	\$375.75	\$385.14	\$332.01	\$340.31
47	\$401.32	\$518.78	\$531.74	\$391.53	\$401.32	\$391.53	\$401.32	\$345.95	\$354.60
48	\$419.81	\$542.67	\$556.24	\$409.57	\$419.81	\$409.57	\$419.81	\$361.89	\$370.94
49	\$438.04	\$566.24	\$580.39	\$427.35	\$438.04	\$427.35	\$438.04	\$377.61	\$387.05
50	\$458.58	\$592.79	\$607.61	\$447.39	\$458.58	\$447.39	\$458.58	\$395.31	\$405.20
51	\$478.86	\$619.01	\$634.49	\$467.18	\$478.86	\$467.18	\$478.86	\$412.80	\$423.12
52	\$501.20	\$647.89	\$664.09	\$488.98	\$501.20	\$488.98	\$501.20	\$432.06	\$442.86
53	\$523.80	\$677.10	\$694.02	\$511.02	\$523.80	\$511.02	\$523.80	\$451.53	\$462.82
54	\$548.19	\$708.63	\$726.34	\$534.82	\$548.19	\$534.82	\$548.19	\$472.56	\$484.37
55	\$572.58	\$740.16	\$758.66	\$558.62	\$572.58	\$558.62	\$572.58	\$493.59	\$505.93
56	\$599.03	\$774.35	\$793.70	\$584.42	\$599.03	\$584.42	\$599.03	\$516.39	\$529.30
57	\$625.73	\$808.86	\$829.09	\$610.47	\$625.73	\$610.47	\$625.73	\$539.41	\$552.89
58	\$654.23	\$845.71	\$866.85	\$638.27	\$654.23	\$638.27	\$654.23	\$563.97	\$578.07
59	\$668.35	\$863.96	\$885.56	\$652.05	\$668.35	\$652.05	\$668.35	\$576.15	\$590.55
60	\$696.85	\$900.80	\$923.32	\$679.86	\$696.85	\$679.86	\$696.85	\$600.72	\$615.73
61	\$721.50	\$932.67	\$955.98	\$703.91	\$721.50	\$703.91	\$721.50	\$621.97	\$637.51
62	\$737.68	\$953.58	\$977.42	\$719.69	\$737.68	\$719.69	\$737.68	\$635.91	\$651.81
63	\$757.96	\$979.80	\$1,004.29	\$739.48	\$757.96	\$739.48	\$757.96	\$653.40	\$669.73
64+	\$770.29	\$995.73	\$1,020.62	\$751.50	\$770.29	\$751.50	\$770.29	\$664.02	\$680.62

Company Name:
Market:
Product:
Effective Date of Rates:

HIOS Plan ID (On Exchange)=>	16322PA0050111		16322PA0050111		16322PA0050111		16322PA0050111		16322PA
HIOS Plan ID (Off Exchange)=>	16322PA0050111		16322PA0050111		16322PA0050111		16322PA0050111		16322PA
Plan Marketing Name =>	Page Catastrophic \$8,700/\$0 - Page Catastrophic \$8,700/\$0 - Page Catastrophic \$8,700/\$0 - Page Catastrophic \$8,700/\$0 - Page Catastrophic \$8,700/\$0		Page Catastrophic \$8,700/\$0 - Page Catastrophic \$8,700/\$0 - Page Catastrophic \$8,700/\$0 - Page Catastrophic \$8,700/\$0 - Page Catastrophic \$8,700/\$0		Page Catastrophic \$8,700/\$0 - Page Catastrophic \$8,700/\$0 - Page Catastrophic \$8,700/\$0 - Page Catastrophic \$8,700/\$0 - Page Catastrophic \$8,700/\$0		Page Catastrophic \$8,700/\$0 - Page Catastrophic \$8,700/\$0 - Page Catastrophic \$8,700/\$0 - Page Catastrophic \$8,700/\$0 - Page Catastrophic \$8,700/\$0		Page Catastrophic \$8,700/\$0 - Page Catastrophic \$8,700/\$0 - Page Catastrophic \$8,700/\$0 - Page Catastrophic \$8,700/\$0 - Page Catastrophic \$8,700/\$0
Form # =>	672		672		672		672		672
Rating Area =>	1		3		4		5		6
Network =>	/Dental Advantage w/Dentem		/Dental Advantage w/Dentem		/Dental Advantage w/Dentem		/Dental Advantage w/Dentem		/Dental Advantage w/Dentem
Metal =>	Catastrophic		Catastrophic		Catastrophic		Catastrophic		Catastrophic
Deductible =>	\$8700 / \$17400		\$8700 / \$17400		\$8700 / \$17400		\$8700 / \$17400		\$8700 / \$17400
Coinsurance =>	100%		100%		100%		100%		100%
Copays =>	\$0 / \$0		\$0 / \$0		\$0 / \$0		\$0 / \$0		\$0 / \$0
OOP Maximum =>	\$8700 / \$17400		\$8700 / \$17400		\$8700 / \$17400		\$8700 / \$17400		\$8700 / \$17400
Pediatric Dental (Yes/No) =>	Yes		Yes		Yes		Yes		Yes
Age Band	Non-Tobacco	Tobacco	Non-Tobacco	Tobacco	Non-Tobacco	Tobacco	Non-Tobacco	Tobacco	Non-Tobacco
0 - 14	\$125.82	\$125.82	\$166.71	\$166.71	\$125.82	\$125.82	\$125.82	\$125.82	\$133.00
15	\$137.00	\$137.00	\$181.53	\$181.53	\$137.00	\$137.00	\$137.00	\$137.00	\$144.82
16	\$141.28	\$141.28	\$187.19	\$187.19	\$141.28	\$141.28	\$141.28	\$141.28	\$149.34
17	\$145.56	\$145.56	\$192.86	\$192.86	\$145.56	\$145.56	\$145.56	\$145.56	\$153.86
18	\$150.16	\$150.16	\$198.96	\$198.96	\$150.16	\$150.16	\$150.16	\$150.16	\$158.73
19	\$154.77	\$154.77	\$205.06	\$205.06	\$154.77	\$154.77	\$154.77	\$154.77	\$163.59
20	\$159.54	\$159.54	\$211.38	\$211.38	\$159.54	\$159.54	\$159.54	\$159.54	\$168.63
21	\$164.47	\$168.58	\$217.92	\$223.37	\$164.47	\$168.58	\$164.47	\$168.58	\$173.85
22	\$164.47	\$168.58	\$217.92	\$223.37	\$164.47	\$168.58	\$164.47	\$168.58	\$173.85
23	\$164.47	\$168.58	\$217.92	\$223.37	\$164.47	\$168.58	\$164.47	\$168.58	\$173.85
24	\$164.47	\$168.58	\$217.92	\$223.37	\$164.47	\$168.58	\$164.47	\$168.58	\$173.85
25	\$165.13	\$169.26	\$218.79	\$224.26	\$165.13	\$169.26	\$165.13	\$169.26	\$174.55
26	\$168.42	\$172.63	\$223.15	\$228.73	\$168.42	\$172.63	\$168.42	\$172.63	\$178.02
27	\$172.36	\$176.67	\$228.38	\$234.09	\$172.36	\$176.67	\$172.36	\$176.67	\$182.19
28	\$178.78	\$183.25	\$236.88	\$242.80	\$178.78	\$183.25	\$178.78	\$183.25	\$188.97
29	\$184.04	\$188.64	\$243.85	\$249.95	\$184.04	\$188.64	\$184.04	\$188.64	\$194.54
30	\$186.67	\$191.34	\$247.34	\$253.52	\$186.67	\$191.34	\$186.67	\$191.34	\$197.32
31	\$190.62	\$195.39	\$252.57	\$258.88	\$190.62	\$195.39	\$190.62	\$195.39	\$201.49
32	\$194.57	\$199.43	\$257.80	\$264.24	\$194.57	\$199.43	\$194.57	\$199.43	\$205.66
33	\$197.04	\$201.96	\$261.07	\$267.59	\$197.04	\$201.96	\$197.04	\$201.96	\$208.27
34	\$199.67	\$204.66	\$264.55	\$271.17	\$199.67	\$204.66	\$199.67	\$204.66	\$211.05
35	\$200.98	\$206.01	\$266.30	\$272.96	\$200.98	\$206.01	\$200.98	\$206.01	\$212.44
36	\$202.30	\$207.36	\$268.04	\$274.74	\$202.30	\$207.36	\$202.30	\$207.36	\$213.84
37	\$203.61	\$208.70	\$269.78	\$276.53	\$203.61	\$208.70	\$203.61	\$208.70	\$215.23
38	\$204.93	\$210.05	\$271.53	\$278.32	\$204.93	\$210.05	\$204.93	\$210.05	\$216.62
39	\$207.56	\$212.75	\$275.02	\$281.89	\$207.56	\$212.75	\$207.56	\$212.75	\$219.40
40	\$210.19	\$215.45	\$278.50	\$285.46	\$210.19	\$215.45	\$210.19	\$215.45	\$222.18
41	\$214.14	\$219.49	\$283.73	\$290.83	\$214.14	\$219.49	\$214.14	\$219.49	\$226.35
42	\$217.92	\$223.37	\$288.74	\$295.96	\$217.92	\$223.37	\$217.92	\$223.37	\$230.35
43	\$223.19	\$228.77	\$295.72	\$303.11	\$223.19	\$228.77	\$223.19	\$228.77	\$235.91
44	\$229.76	\$235.51	\$304.43	\$312.05	\$229.76	\$235.51	\$229.76	\$235.51	\$242.87
45	\$237.49	\$243.43	\$314.68	\$322.54	\$237.49	\$243.43	\$237.49	\$243.43	\$251.04
46	\$246.71	\$252.87	\$326.88	\$335.05	\$246.71	\$252.87	\$246.71	\$252.87	\$260.78
47	\$257.07	\$263.49	\$340.61	\$349.12	\$257.07	\$263.49	\$257.07	\$263.49	\$271.73
48	\$268.91	\$275.63	\$356.30	\$365.21	\$268.91	\$275.63	\$268.91	\$275.63	\$284.24
49	\$280.59	\$287.60	\$371.77	\$381.07	\$280.59	\$287.60	\$280.59	\$287.60	\$296.59
50	\$293.74	\$301.09	\$389.21	\$398.94	\$293.74	\$301.09	\$293.74	\$301.09	\$310.50
51	\$306.74	\$314.40	\$406.42	\$416.58	\$306.74	\$314.40	\$306.74	\$314.40	\$324.23
52	\$321.05	\$329.07	\$425.38	\$436.01	\$321.05	\$329.07	\$321.05	\$329.07	\$339.36
53	\$335.52	\$343.91	\$444.56	\$455.67	\$335.52	\$343.91	\$335.52	\$343.91	\$354.65
54	\$351.14	\$359.92	\$465.26	\$476.89	\$351.14	\$359.92	\$351.14	\$359.92	\$371.17
55	\$366.77	\$375.94	\$485.96	\$498.11	\$366.77	\$375.94	\$366.77	\$375.94	\$387.69
56	\$383.71	\$393.30	\$508.41	\$521.12	\$383.71	\$393.30	\$383.71	\$393.30	\$405.59
57	\$400.81	\$410.83	\$531.07	\$544.35	\$400.81	\$410.83	\$400.81	\$410.83	\$423.67
58	\$419.07	\$429.55	\$555.26	\$569.14	\$419.07	\$429.55	\$419.07	\$429.55	\$442.97
59	\$428.12	\$438.82	\$567.25	\$581.43	\$428.12	\$438.82	\$428.12	\$438.82	\$452.53
60	\$446.37	\$457.53	\$591.43	\$606.22	\$446.37	\$457.53	\$446.37	\$457.53	\$471.83
61	\$462.16	\$473.71	\$612.36	\$627.66	\$462.16	\$473.71	\$462.16	\$473.71	\$488.52
62	\$472.52	\$484.34	\$626.08	\$641.74	\$472.52	\$484.34	\$472.52	\$484.34	\$499.47
63	\$485.52	\$497.65	\$643.30	\$659.38	\$485.52	\$497.65	\$485.52	\$497.65	\$513.21
64+	\$493.41	\$505.75	\$653.76	\$670.10	\$493.41	\$505.75	\$493.41	\$505.75	\$521.55

Company Name:
Market:
Product:
Effective Date of Rates:

HIOS Plan ID (On Exchange)=>	0050112								
HIOS Plan ID (Off Exchange)=>	0050112	16322PA0050120	16322PA0050121	16322PA0050121	16322PA0050121	16322PA0050121	16322PA0050121	16322PA0050121	16322PA0050121
Plan Marketing Name =>	ic \$8,700/\$0 - Sele	ntage Silver \$3,000/\$50 - Sele	ntage Silver \$3,000/\$50 - Partr	ntage Silver \$3,000/\$50 - Partr	ntage Silver \$3,000/\$50 - Partr	ntage Silver \$3,000/\$50 - Partr	ntage Silver \$3,000/\$50 - Partr	ntage Silver \$3,000/\$50 - Partr	ntage Silver \$3,000/\$50 - Partr
Form # =>	72	672	672	672	672	672	672	672	672
Rating Area =>	1	4	1	3	4				
Network =>	age w/Dentema	Dental Advantage w/Dentema	Dental Advantage w/Dentema	Dental Advantage w/Dentema	Dental Advantage w/Dentema	Dental Advantage w/Dentema	Dental Advantage w/Dentema	Dental Advantage w/Dentema	Dental Advantage w/Dentema
Metal =>	rophic	Silver	Silver	Silver	Silver	Silver	Silver	Silver	Silver
Deductible =>	\$17400	\$3000 / \$6000	\$3000 / \$6000	\$3000 / \$6000	\$3000 / \$6000	\$3000 / \$6000	\$3000 / \$6000	\$3000 / \$6000	\$3000 / \$6000
Coinsurance =>	0%	70%	70%	70%	70%	70%	70%	70%	70%
Copays =>	\$0	\$50 / \$80	\$50 / \$80	\$50 / \$80	\$50 / \$80	\$50 / \$80	\$50 / \$80	\$50 / \$80	\$50 / \$80
OOP Maximum =>	\$17400	\$8700 / \$17400	\$8700 / \$17400	\$8700 / \$17400	\$8700 / \$17400	\$8700 / \$17400	\$8700 / \$17400	\$8700 / \$17400	\$8700 / \$17400
Pediatric Dental (Yes/No) =>	es	Yes	Yes	Yes	Yes	Yes	Yes	Yes	Yes
Age Band	Tobacco	Non-Tobacco	Tobacco	Non-Tobacco	Tobacco	Non-Tobacco	Tobacco	Non-Tobacco	Tobacco
0 - 14	\$133.00	\$176.29	\$176.29	\$166.78	\$166.78	\$220.98	\$220.98	\$166.78	\$166.78
15	\$144.82	\$191.96	\$191.96	\$181.60	\$181.60	\$240.62	\$240.62	\$181.60	\$181.60
16	\$149.34	\$197.96	\$197.96	\$187.27	\$187.27	\$248.13	\$248.13	\$187.27	\$187.27
17	\$153.86	\$203.95	\$203.95	\$192.94	\$192.94	\$255.64	\$255.64	\$192.94	\$192.94
18	\$158.73	\$210.40	\$210.40	\$199.04	\$199.04	\$263.73	\$263.73	\$199.04	\$199.04
19	\$163.59	\$216.85	\$216.85	\$205.15	\$205.15	\$271.82	\$271.82	\$205.15	\$205.15
20	\$168.63	\$223.54	\$223.54	\$211.47	\$211.47	\$280.19	\$280.19	\$211.47	\$211.47
21	\$178.20	\$230.45	\$236.21	\$218.01	\$223.46	\$288.86	\$296.08	\$218.01	\$223.46
22	\$178.20	\$230.45	\$236.21	\$218.01	\$223.46	\$288.86	\$296.08	\$218.01	\$223.46
23	\$178.20	\$230.45	\$236.21	\$218.01	\$223.46	\$288.86	\$296.08	\$218.01	\$223.46
24	\$178.20	\$230.45	\$236.21	\$218.01	\$223.46	\$288.86	\$296.08	\$218.01	\$223.46
25	\$178.91	\$231.37	\$237.16	\$218.88	\$224.35	\$290.02	\$297.27	\$218.88	\$224.35
26	\$182.47	\$235.98	\$241.88	\$223.24	\$228.82	\$295.79	\$303.19	\$223.24	\$228.82
27	\$186.75	\$241.51	\$247.55	\$228.47	\$234.19	\$302.73	\$310.29	\$228.47	\$234.19
28	\$193.70	\$250.50	\$256.76	\$236.98	\$242.90	\$313.99	\$321.84	\$236.98	\$242.90
29	\$199.40	\$257.87	\$264.32	\$243.95	\$250.05	\$323.23	\$331.32	\$243.95	\$250.05
30	\$202.25	\$261.56	\$268.10	\$247.44	\$253.63	\$327.86	\$336.05	\$247.44	\$253.63
31	\$206.53	\$267.09	\$273.77	\$252.67	\$258.99	\$334.79	\$343.16	\$252.67	\$258.99
32	\$210.81	\$272.62	\$279.44	\$257.91	\$264.35	\$341.72	\$350.26	\$257.91	\$264.35
33	\$213.48	\$276.08	\$282.98	\$261.18	\$267.71	\$346.05	\$354.71	\$261.18	\$267.71
34	\$216.33	\$279.77	\$286.76	\$264.66	\$271.28	\$350.68	\$359.44	\$264.66	\$271.28
35	\$217.76	\$281.61	\$288.65	\$266.41	\$273.07	\$352.99	\$361.81	\$266.41	\$273.07
36	\$219.18	\$283.45	\$290.54	\$268.15	\$274.86	\$355.30	\$364.18	\$268.15	\$274.86
37	\$220.61	\$285.30	\$292.43	\$269.90	\$276.64	\$357.61	\$366.55	\$269.90	\$276.64
38	\$222.03	\$287.14	\$294.32	\$271.64	\$278.43	\$359.92	\$368.92	\$271.64	\$278.43
39	\$224.88	\$290.83	\$298.10	\$275.13	\$282.01	\$364.54	\$373.65	\$275.13	\$282.01
40	\$227.73	\$294.52	\$301.88	\$278.62	\$285.58	\$369.16	\$378.39	\$278.62	\$285.58
41	\$232.01	\$300.05	\$307.55	\$283.85	\$290.95	\$376.10	\$385.50	\$283.85	\$290.95
42	\$236.11	\$305.35	\$312.98	\$288.86	\$296.08	\$382.74	\$392.31	\$288.86	\$296.08
43	\$241.81	\$312.72	\$320.54	\$295.84	\$303.24	\$391.98	\$401.78	\$295.84	\$303.24
44	\$248.94	\$321.94	\$329.99	\$304.56	\$312.17	\$403.54	\$413.63	\$304.56	\$312.17
45	\$257.32	\$332.77	\$341.09	\$314.81	\$322.68	\$417.11	\$427.54	\$314.81	\$322.68
46	\$267.29	\$345.68	\$354.32	\$327.02	\$335.19	\$433.29	\$444.12	\$327.02	\$335.19
47	\$278.52	\$360.19	\$369.20	\$340.75	\$349.27	\$451.49	\$462.78	\$340.75	\$349.27
48	\$291.35	\$376.79	\$386.21	\$356.45	\$365.36	\$472.29	\$484.09	\$356.45	\$365.36
49	\$304.00	\$393.15	\$402.98	\$371.93	\$381.22	\$492.80	\$505.12	\$371.93	\$381.22
50	\$318.26	\$411.58	\$421.87	\$389.37	\$399.10	\$515.90	\$528.80	\$389.37	\$399.10
51	\$332.34	\$429.79	\$440.53	\$406.59	\$416.75	\$538.72	\$552.19	\$406.59	\$416.75
52	\$347.84	\$449.84	\$461.08	\$425.56	\$436.19	\$563.85	\$577.95	\$425.56	\$436.19
53	\$363.52	\$470.12	\$481.87	\$444.74	\$455.86	\$589.27	\$604.01	\$444.74	\$455.86
54	\$380.45	\$492.01	\$504.31	\$465.45	\$477.09	\$616.72	\$632.13	\$465.45	\$477.09
55	\$397.38	\$513.90	\$526.75	\$486.16	\$498.32	\$644.16	\$660.26	\$486.16	\$498.32
56	\$415.73	\$537.64	\$551.08	\$508.62	\$521.33	\$673.91	\$690.76	\$508.62	\$521.33
57	\$434.26	\$561.61	\$575.65	\$531.29	\$544.57	\$703.95	\$721.55	\$531.29	\$544.57
58	\$454.04	\$587.19	\$601.87	\$555.49	\$569.38	\$736.02	\$754.42	\$555.49	\$569.38
59	\$463.84	\$599.86	\$614.86	\$567.48	\$581.67	\$751.90	\$770.70	\$567.48	\$581.67
60	\$483.62	\$625.44	\$641.08	\$591.68	\$606.47	\$783.97	\$803.57	\$591.68	\$606.47
61	\$500.73	\$647.56	\$663.75	\$612.61	\$627.92	\$811.70	\$831.99	\$612.61	\$627.92
62	\$511.96	\$662.08	\$678.63	\$626.34	\$642.00	\$829.89	\$850.64	\$626.34	\$642.00
63	\$526.04	\$680.29	\$697.30	\$643.57	\$659.65	\$852.71	\$874.03	\$643.57	\$659.65
64+	\$534.59	\$691.35	\$708.63	\$654.03	\$670.38	\$866.58	\$888.24	\$654.03	\$670.38

Company Name:
Market:
Product:
Effective Date of Rates:

HIOS Plan ID (On Exchange)=>	16322PA0050124		16322PA0050124		16322PA0050124		16322PA0050124		16322PA
HIOS Plan ID (Off Exchange)=>	16322PA0050121		16322PA0050124		16322PA0050124		16322PA0050124		16322PA
Plan Marketing Name =>	ntage Silver \$3,000/\$50 - Par		ntage Gold HSA \$3,100/\$0 - Par		ntage Gold HSA \$3,100/\$0 - Par		ntage Gold HSA \$3,100/\$0 - Par		ntage Gold HSA
Form # =>	672		671		671		671		671
Rating Area =>	5		1		3		4		!
Network =>	/Dental Advantage w/Dentem		/Dental Advantage w/Dentem		/Dental Advantage w/Dentem		/Dental Advantage w/Dentem		/Dental Advan
Metal =>	Silver		Gold		Gold		Gold		Go
Deductible =>	\$3000 / \$6000		\$3100 / \$6200		\$3100 / \$6200		\$3100 / \$6200		\$3100,
Coinsurance =>	70%		90%		90%		90%		90
Copays =>	\$50 / \$80		\$0 / 10%		\$0 / 10%		\$0 / 10%		\$0 /
OOP Maximum =>	\$8700 / \$17400		\$4000 / \$8000		\$4000 / \$8000		\$4000 / \$8000		\$4000,
Pediatric Dental (Yes/No) =>	Yes		Yes		Yes		Yes		Y
Age Band	Non-Tobacco	Tobacco	Non-Tobacco	Tobacco	Non-Tobacco	Tobacco	Non-Tobacco	Tobacco	Non-Tobacco
0 - 14	\$166.78	\$166.78	\$167.14	\$167.14	\$221.45	\$221.45	\$167.14	\$167.14	\$167.14
15	\$181.60	\$181.60	\$181.99	\$181.99	\$241.14	\$241.14	\$181.99	\$181.99	\$181.99
16	\$187.27	\$187.27	\$187.67	\$187.67	\$248.66	\$248.66	\$187.67	\$187.67	\$187.67
17	\$192.94	\$192.94	\$193.35	\$193.35	\$256.19	\$256.19	\$193.35	\$193.35	\$193.35
18	\$199.04	\$199.04	\$199.47	\$199.47	\$264.30	\$264.30	\$199.47	\$199.47	\$199.47
19	\$205.15	\$205.15	\$205.59	\$205.59	\$272.40	\$272.40	\$205.59	\$205.59	\$205.59
20	\$211.47	\$211.47	\$211.93	\$211.93	\$280.80	\$280.80	\$211.93	\$211.93	\$211.93
21	\$218.01	\$223.46	\$218.48	\$223.94	\$289.48	\$296.72	\$218.48	\$223.94	\$218.48
22	\$218.01	\$223.46	\$218.48	\$223.94	\$289.48	\$296.72	\$218.48	\$223.94	\$218.48
23	\$218.01	\$223.46	\$218.48	\$223.94	\$289.48	\$296.72	\$218.48	\$223.94	\$218.48
24	\$218.01	\$223.46	\$218.48	\$223.94	\$289.48	\$296.72	\$218.48	\$223.94	\$218.48
25	\$218.88	\$224.35	\$219.35	\$224.84	\$290.64	\$297.90	\$219.35	\$224.84	\$219.35
26	\$223.24	\$228.82	\$223.72	\$229.32	\$296.43	\$303.84	\$223.72	\$229.32	\$223.72
27	\$228.47	\$234.19	\$228.97	\$234.69	\$303.38	\$310.96	\$228.97	\$234.69	\$228.97
28	\$236.98	\$242.90	\$237.49	\$243.42	\$314.66	\$322.53	\$237.49	\$243.42	\$237.49
29	\$243.95	\$250.05	\$244.48	\$250.59	\$323.93	\$332.03	\$244.48	\$250.59	\$244.48
30	\$247.44	\$253.63	\$247.97	\$254.17	\$328.56	\$336.77	\$247.97	\$254.17	\$247.97
31	\$252.67	\$258.99	\$253.22	\$259.55	\$335.51	\$343.90	\$253.22	\$259.55	\$253.22
32	\$257.91	\$264.35	\$258.46	\$264.92	\$342.45	\$351.02	\$258.46	\$264.92	\$258.46
33	\$261.18	\$267.71	\$261.74	\$268.28	\$346.80	\$355.47	\$261.74	\$268.28	\$261.74
34	\$264.66	\$271.28	\$265.23	\$271.87	\$351.43	\$360.21	\$265.23	\$271.87	\$265.23
35	\$266.41	\$273.07	\$266.98	\$273.66	\$353.74	\$362.59	\$266.98	\$273.66	\$266.98
36	\$268.15	\$274.86	\$268.73	\$275.45	\$356.06	\$364.96	\$268.73	\$275.45	\$268.73
37	\$269.90	\$276.64	\$270.48	\$277.24	\$358.38	\$367.34	\$270.48	\$277.24	\$270.48
38	\$271.64	\$278.43	\$272.23	\$279.03	\$360.69	\$369.71	\$272.23	\$279.03	\$272.23
39	\$275.13	\$282.01	\$275.72	\$282.61	\$365.32	\$374.46	\$275.72	\$282.61	\$275.72
40	\$278.62	\$285.58	\$279.22	\$286.20	\$369.96	\$379.20	\$279.22	\$286.20	\$279.22
41	\$283.85	\$290.95	\$284.46	\$291.57	\$376.90	\$386.33	\$284.46	\$291.57	\$284.46
42	\$288.86	\$296.08	\$289.49	\$296.72	\$383.56	\$393.15	\$289.49	\$296.72	\$289.49
43	\$295.84	\$303.24	\$296.48	\$303.89	\$392.82	\$402.64	\$296.48	\$303.89	\$296.48
44	\$304.56	\$312.17	\$305.22	\$312.85	\$404.40	\$414.51	\$305.22	\$312.85	\$305.22
45	\$314.81	\$322.68	\$315.49	\$323.37	\$418.01	\$428.46	\$315.49	\$323.37	\$315.49
46	\$327.02	\$335.19	\$327.72	\$335.91	\$434.22	\$445.08	\$327.72	\$335.91	\$327.72
47	\$340.75	\$349.27	\$341.48	\$350.02	\$452.46	\$463.77	\$341.48	\$350.02	\$341.48
48	\$356.45	\$365.36	\$357.21	\$366.15	\$473.30	\$485.13	\$357.21	\$366.15	\$357.21
49	\$371.93	\$381.22	\$372.73	\$382.05	\$493.85	\$506.20	\$372.73	\$382.05	\$372.73
50	\$389.37	\$399.10	\$390.21	\$399.96	\$517.01	\$529.94	\$390.21	\$399.96	\$390.21
51	\$406.59	\$416.75	\$407.47	\$417.65	\$539.88	\$553.38	\$407.47	\$417.65	\$407.47
52	\$425.56	\$436.19	\$426.47	\$437.13	\$565.06	\$579.19	\$426.47	\$437.13	\$426.47
53	\$444.74	\$455.86	\$445.70	\$456.84	\$590.54	\$605.30	\$445.70	\$456.84	\$445.70
54	\$465.45	\$477.09	\$466.45	\$478.12	\$618.04	\$633.49	\$466.45	\$478.12	\$466.45
55	\$486.16	\$498.32	\$487.21	\$499.39	\$645.54	\$661.68	\$487.21	\$499.39	\$487.21
56	\$508.62	\$521.33	\$509.71	\$522.46	\$675.36	\$692.24	\$509.71	\$522.46	\$509.71
57	\$531.29	\$544.57	\$532.44	\$545.75	\$705.46	\$723.10	\$532.44	\$545.75	\$532.44
58	\$555.49	\$569.38	\$556.69	\$570.60	\$737.60	\$756.03	\$556.69	\$570.60	\$556.69
59	\$567.48	\$581.67	\$568.70	\$582.92	\$753.52	\$772.35	\$568.70	\$582.92	\$568.70
60	\$591.68	\$606.47	\$592.95	\$607.78	\$785.65	\$805.29	\$592.95	\$607.78	\$592.95
61	\$612.61	\$627.92	\$613.93	\$629.28	\$813.44	\$833.77	\$613.93	\$629.28	\$613.93
62	\$626.34	\$642.00	\$627.69	\$643.39	\$831.68	\$852.47	\$627.69	\$643.39	\$627.69
63	\$643.57	\$659.65	\$644.95	\$661.08	\$854.54	\$875.91	\$644.95	\$661.08	\$644.95
64+	\$654.03	\$670.38	\$655.44	\$671.83	\$868.44	\$890.15	\$655.44	\$671.83	\$655.44

Company Name:
Market:
Product:
Effective Date of Rates:

HIOS Plan ID (On Exchange)=>	0050124	16322PA0050125	16322PA0050126	16322PA0050126	16322PA0050126
HIOS Plan ID (Off Exchange)=>	0050124	16322PA0050125	16322PA0050126	16322PA0050126	16322PA0050126
Plan Marketing Name =>	\$3,100/\$0 - Par	ntage Gold HSA \$3,100/\$0 - Sel	ntage Silver \$1,500/\$75 - Par	ntage Silver \$1,500/\$75 - Par	ntage Silver \$1,500/\$75 - Par
Form # =>	71	671	672	672	672
Rating Area =>	5	4	1	3	4
Network =>	age w/Dentem	/Dental Advantage w/Dentema	/Dental Advantage w/Dentem	/Dental Advantage w/Dentem	/Dental Advantage w/Dentem
Metal =>	old	Gold	Silver	Silver	Silver
Deductible =>	\$6200	\$3100 / \$6200	\$1500 / \$3000	\$1500 / \$3000	\$1500 / \$3000
Coinsurance =>	0%	90%	60%	60%	60%
Copays =>	10%	\$0 / 10%	\$75 / \$10	\$75 / \$10	\$75 / \$10
OOP Maximum =>	\$8000	\$4000 / \$8000	\$8700 / \$17400	\$8700 / \$17400	\$8700 / \$17400
Pediatric Dental (Yes/No) =>	es	Yes	Yes	Yes	Yes
Age Band	Tobacco	Non-Tobacco	Tobacco	Non-Tobacco	Tobacco
0 - 14	\$167.14	\$176.67	\$176.67	\$222.20	\$222.20
15	\$181.99	\$192.37	\$192.37	\$241.95	\$241.95
16	\$187.67	\$198.38	\$198.38	\$249.51	\$249.51
17	\$193.35	\$204.38	\$204.38	\$257.06	\$257.06
18	\$199.47	\$210.85	\$210.85	\$265.19	\$265.19
19	\$205.59	\$217.31	\$217.31	\$273.32	\$273.32
20	\$211.93	\$224.01	\$224.01	\$281.75	\$281.75
21	\$223.94	\$230.94	\$236.71	\$290.46	\$297.72
22	\$223.94	\$230.94	\$236.71	\$290.46	\$297.72
23	\$223.94	\$230.94	\$236.71	\$290.46	\$297.72
24	\$223.94	\$230.94	\$236.71	\$290.46	\$297.72
25	\$224.84	\$231.86	\$237.66	\$291.62	\$298.91
26	\$229.32	\$236.48	\$242.39	\$297.43	\$304.87
27	\$234.69	\$242.03	\$248.08	\$304.40	\$312.01
28	\$243.42	\$251.03	\$257.31	\$315.73	\$323.62
29	\$250.59	\$258.42	\$264.88	\$325.02	\$333.15
30	\$254.17	\$262.12	\$268.67	\$329.67	\$337.91
31	\$259.55	\$267.66	\$274.35	\$336.64	\$345.06
32	\$264.92	\$273.20	\$280.03	\$343.61	\$352.20
33	\$268.28	\$276.67	\$283.58	\$347.97	\$356.67
34	\$271.87	\$280.36	\$287.37	\$352.62	\$361.43
35	\$273.66	\$282.21	\$289.26	\$354.94	\$363.82
36	\$275.45	\$284.06	\$291.16	\$357.27	\$366.20
37	\$277.24	\$285.90	\$293.05	\$359.59	\$368.58
38	\$279.03	\$287.75	\$294.95	\$361.91	\$370.96
39	\$282.61	\$291.45	\$298.73	\$366.56	\$375.72
40	\$286.20	\$295.14	\$302.52	\$371.21	\$380.49
41	\$291.57	\$300.68	\$308.20	\$378.18	\$387.63
42	\$296.72	\$306.00	\$313.65	\$384.86	\$394.48
43	\$303.89	\$313.39	\$321.22	\$394.15	\$404.01
44	\$312.85	\$322.62	\$330.69	\$405.77	\$415.92
45	\$323.37	\$333.48	\$341.81	\$419.42	\$429.91
46	\$335.91	\$346.41	\$355.07	\$435.69	\$446.58
47	\$350.02	\$360.96	\$369.98	\$453.99	\$465.34
48	\$366.15	\$377.59	\$387.03	\$474.90	\$486.77
49	\$382.05	\$393.98	\$403.83	\$495.52	\$507.91
50	\$399.96	\$412.46	\$422.77	\$518.76	\$531.73
51	\$417.65	\$430.70	\$441.47	\$541.71	\$555.25
52	\$437.13	\$450.79	\$462.06	\$566.98	\$581.15
53	\$456.84	\$471.12	\$482.90	\$592.54	\$607.35
54	\$478.12	\$493.06	\$505.38	\$620.13	\$635.64
55	\$499.39	\$515.00	\$527.87	\$647.73	\$663.92
56	\$522.46	\$538.78	\$552.25	\$677.64	\$694.58
57	\$545.75	\$562.80	\$576.87	\$707.85	\$725.55
58	\$570.60	\$588.44	\$603.15	\$740.09	\$758.59
59	\$582.92	\$601.14	\$616.17	\$756.07	\$774.97
60	\$607.78	\$626.77	\$642.44	\$788.31	\$808.02
61	\$629.28	\$648.94	\$665.16	\$816.19	\$836.60
62	\$643.39	\$663.49	\$680.08	\$834.49	\$855.35
63	\$661.08	\$681.73	\$698.78	\$857.44	\$878.87
64+	\$671.83	\$692.82	\$710.14	\$871.38	\$893.16

Company Name:
Market:
Product:
Effective Date of Rates:

HIOS Plan ID (On Exchange)=>	16322PA0050126		16322PA0050127		16322PA0050127		16322PA0050127		16322PA
HIOS Plan ID (Off Exchange)=>	16322PA0050126		16322PA0050127		16322PA0050127		16322PA0050127		16322PA
Plan Marketing Name =>	antage Silver \$1,500/\$75 - Part		antage Silver \$6,800/\$0 - Part		antage Silver \$6,800/\$0 - Part		antage Silver \$6,800/\$0 - Part		antage Silver \$6
Form # =>	672		672		672		672		6
Rating Area =>	5		1		3		4		!
Network =>	/Dental Advantage w/Dentem		/Dental Advantage w/Dentem		/Dental Advantage w/Dentem		/Dental Advantage w/Dentem		/Dental Advan
Metal =>	Silver		Silver		Silver		Silver		Sil
Deductible =>	\$1500 / \$3000		\$6800 / \$13600		\$6800 / \$13600		\$6800 / \$13600		\$6800 /
Coinsurance =>	60%		60%		60%		60%		60
Copays =>	\$75 / \$10		\$0 / \$40		\$0 / \$40		\$0 / \$40		\$0 /
OOP Maximum =>	\$8700 / \$17400		\$8700 / \$17400		\$8700 / \$17400		\$8700 / \$17400		\$8700 /
Pediatric Dental (Yes/No) =>	Yes		Yes		Yes		Yes		Y
Age Band	Non-Tobacco	Tobacco	Non-Tobacco	Tobacco	Non-Tobacco	Tobacco	Non-Tobacco	Tobacco	Non-Tobacco
0 - 14	\$222.20	\$222.20	\$231.66	\$231.66	\$306.94	\$306.94	\$231.66	\$231.66	\$231.66
15	\$241.95	\$241.95	\$252.25	\$252.25	\$334.22	\$334.22	\$252.25	\$252.25	\$252.25
16	\$249.51	\$249.51	\$260.12	\$260.12	\$344.66	\$344.66	\$260.12	\$260.12	\$260.12
17	\$257.06	\$257.06	\$268.00	\$268.00	\$355.09	\$355.09	\$268.00	\$268.00	\$268.00
18	\$265.19	\$265.19	\$276.47	\$276.47	\$366.32	\$366.32	\$276.47	\$276.47	\$276.47
19	\$273.32	\$273.32	\$284.95	\$284.95	\$377.56	\$377.56	\$284.95	\$284.95	\$284.95
20	\$281.75	\$281.75	\$293.74	\$293.74	\$389.19	\$389.19	\$293.74	\$293.74	\$293.74
21	\$290.46	\$297.72	\$302.82	\$310.39	\$401.23	\$411.26	\$302.82	\$310.39	\$302.82
22	\$290.46	\$297.72	\$302.82	\$310.39	\$401.23	\$411.26	\$302.82	\$310.39	\$302.82
23	\$290.46	\$297.72	\$302.82	\$310.39	\$401.23	\$411.26	\$302.82	\$310.39	\$302.82
24	\$290.46	\$297.72	\$302.82	\$310.39	\$401.23	\$411.26	\$302.82	\$310.39	\$302.82
25	\$291.62	\$298.91	\$304.03	\$311.63	\$402.83	\$412.91	\$304.03	\$311.63	\$304.03
26	\$297.43	\$304.87	\$310.09	\$317.84	\$410.86	\$421.13	\$310.09	\$317.84	\$310.09
27	\$304.40	\$312.01	\$317.36	\$325.29	\$420.49	\$431.00	\$317.36	\$325.29	\$317.36
28	\$315.73	\$323.62	\$329.17	\$337.39	\$436.14	\$447.04	\$329.17	\$337.39	\$329.17
29	\$325.02	\$333.15	\$338.86	\$347.33	\$448.98	\$460.20	\$338.86	\$347.33	\$338.86
30	\$329.67	\$337.91	\$343.70	\$352.29	\$455.40	\$466.78	\$343.70	\$352.29	\$343.70
31	\$336.64	\$345.06	\$350.97	\$359.74	\$465.03	\$476.65	\$350.97	\$359.74	\$350.97
32	\$343.61	\$352.20	\$358.24	\$367.19	\$474.66	\$486.52	\$358.24	\$367.19	\$358.24
33	\$347.97	\$356.67	\$362.78	\$371.85	\$480.67	\$492.69	\$362.78	\$371.85	\$362.78
34	\$352.62	\$361.43	\$367.62	\$376.81	\$487.09	\$499.27	\$367.62	\$376.81	\$367.62
35	\$354.94	\$363.82	\$370.05	\$379.30	\$490.30	\$502.56	\$370.05	\$379.30	\$370.05
36	\$357.27	\$366.20	\$372.47	\$381.78	\$493.51	\$505.85	\$372.47	\$381.78	\$372.47
37	\$359.59	\$368.58	\$374.89	\$384.26	\$496.72	\$509.14	\$374.89	\$384.26	\$374.89
38	\$361.91	\$370.96	\$377.31	\$386.75	\$499.93	\$512.43	\$377.31	\$386.75	\$377.31
39	\$366.56	\$375.72	\$382.16	\$391.71	\$506.35	\$519.01	\$382.16	\$391.71	\$382.16
40	\$371.21	\$380.49	\$387.00	\$396.68	\$512.77	\$525.59	\$387.00	\$396.68	\$387.00
41	\$378.18	\$387.63	\$394.27	\$404.13	\$522.40	\$535.46	\$394.27	\$404.13	\$394.27
42	\$384.86	\$394.48	\$401.24	\$411.27	\$531.63	\$544.92	\$401.24	\$411.27	\$401.24
43	\$394.15	\$404.01	\$410.93	\$421.20	\$544.47	\$558.08	\$410.93	\$421.20	\$410.93
44	\$405.77	\$415.92	\$423.04	\$433.62	\$560.52	\$574.53	\$423.04	\$433.62	\$423.04
45	\$419.42	\$429.91	\$437.27	\$448.20	\$579.38	\$593.86	\$437.27	\$448.20	\$437.27
46	\$435.69	\$446.58	\$454.23	\$465.59	\$601.85	\$616.89	\$454.23	\$465.59	\$454.23
47	\$453.99	\$465.34	\$473.31	\$485.14	\$627.12	\$642.80	\$473.31	\$485.14	\$473.31
48	\$474.90	\$486.77	\$495.11	\$507.49	\$656.01	\$672.41	\$495.11	\$507.49	\$495.11
49	\$495.52	\$507.91	\$516.61	\$529.53	\$684.50	\$701.61	\$516.61	\$529.53	\$516.61
50	\$518.76	\$531.73	\$540.84	\$554.36	\$716.60	\$734.51	\$540.84	\$554.36	\$540.84
51	\$541.71	\$555.25	\$564.76	\$578.88	\$748.29	\$767.00	\$564.76	\$578.88	\$564.76
52	\$566.98	\$581.15	\$591.10	\$605.88	\$783.20	\$802.78	\$591.10	\$605.88	\$591.10
53	\$592.54	\$607.35	\$617.75	\$633.20	\$818.51	\$838.97	\$617.75	\$633.20	\$617.75
54	\$620.13	\$635.64	\$646.52	\$662.68	\$856.63	\$878.04	\$646.52	\$662.68	\$646.52
55	\$647.73	\$663.92	\$675.29	\$692.17	\$894.74	\$917.11	\$675.29	\$692.17	\$675.29
56	\$677.64	\$694.58	\$706.48	\$724.14	\$936.07	\$959.47	\$706.48	\$724.14	\$706.48
57	\$707.85	\$725.55	\$737.97	\$756.42	\$977.80	\$1,002.24	\$737.97	\$756.42	\$737.97
58	\$740.09	\$758.59	\$771.59	\$790.87	\$1,022.33	\$1,047.89	\$771.59	\$790.87	\$771.59
59	\$756.07	\$774.97	\$788.24	\$807.95	\$1,044.40	\$1,070.51	\$788.24	\$807.95	\$788.24
60	\$788.31	\$808.02	\$821.85	\$842.40	\$1,088.94	\$1,116.16	\$821.85	\$842.40	\$821.85
61	\$816.19	\$836.60	\$850.92	\$872.20	\$1,127.46	\$1,155.64	\$850.92	\$872.20	\$850.92
62	\$834.49	\$855.35	\$870.00	\$891.75	\$1,152.73	\$1,181.55	\$870.00	\$891.75	\$870.00
63	\$857.44	\$878.87	\$893.92	\$916.27	\$1,184.43	\$1,214.04	\$893.92	\$916.27	\$893.92
64+	\$871.38	\$893.16	\$908.46	\$931.17	\$1,203.69	\$1,233.78	\$908.46	\$931.17	\$908.46

Company Name:
Market:
Product:
Effective Date of Rates:

HIOS Plan ID (On Exchange)=>	0050127	16322PA0050128		16322PA0050128		16322PA0050129		16322PA0050130	
HIOS Plan ID (Off Exchange)=>	0050127	16322PA0050128		16322PA0050128		16322PA0050129		16322PA0050130	
Plan Marketing Name =>	800/\$0 - Partial	Care Silver \$4,500/\$0 - Partial		Care Silver \$4,500/\$0 - Partial		antage Silver \$1,500/\$75 - Sele		antage Silver \$6,800/\$0 - Sele	
Form # =>	72	672		672		672		672	
Rating Area =>	5	1		4		4		4	
Network =>	age w/Dentem	Care w/Dental Advantage w/D		Care w/Dental Advantage w/D		Dental Advantage w/Dentema		Dental Advantage w/Dentema	
Metal =>	ver	Silver		Silver		Silver		Silver	
Deductible =>	\$13600	\$4500 / \$9000		\$4500 / \$9000		\$1500 / \$3000		\$6800 / \$13600	
Coinsurance =>	%	80%		80%		60%		60%	
Copays =>	\$40	\$0 / \$60		\$0 / \$60		\$75 / \$10		\$0 / \$40	
OOP Maximum =>	\$17400	\$8700 / \$17400		\$8700 / \$17400		\$8700 / \$17400		\$8700 / \$17400	
Pediatric Dental (Yes/No) =>	es	Yes		Yes		Yes		Yes	
Age Band	Tobacco	Non-Tobacco	Tobacco	Non-Tobacco	Tobacco	Non-Tobacco	Tobacco	Non-Tobacco	Tobacco
0 - 14	\$231.66	\$186.94	\$186.94	\$186.94	\$186.94	\$234.88	\$234.88	\$244.87	\$244.87
15	\$252.25	\$203.56	\$203.56	\$203.56	\$203.56	\$255.76	\$255.76	\$266.63	\$266.63
16	\$260.12	\$209.91	\$209.91	\$209.91	\$209.91	\$263.74	\$263.74	\$274.96	\$274.96
17	\$268.00	\$216.27	\$216.27	\$216.27	\$216.27	\$271.72	\$271.72	\$283.28	\$283.28
18	\$276.47	\$223.11	\$223.11	\$223.11	\$223.11	\$280.32	\$280.32	\$292.24	\$292.24
19	\$284.95	\$229.95	\$229.95	\$229.95	\$229.95	\$288.92	\$288.92	\$301.20	\$301.20
20	\$293.74	\$237.04	\$237.04	\$237.04	\$237.04	\$297.82	\$297.82	\$310.49	\$310.49
21	\$310.39	\$244.37	\$250.48	\$244.37	\$250.48	\$307.03	\$314.71	\$320.09	\$328.09
22	\$310.39	\$244.37	\$250.48	\$244.37	\$250.48	\$307.03	\$314.71	\$320.09	\$328.09
23	\$310.39	\$244.37	\$250.48	\$244.37	\$250.48	\$307.03	\$314.71	\$320.09	\$328.09
24	\$310.39	\$244.37	\$250.48	\$244.37	\$250.48	\$307.03	\$314.71	\$320.09	\$328.09
25	\$311.63	\$245.35	\$251.48	\$245.35	\$251.48	\$308.26	\$315.96	\$321.37	\$329.40
26	\$317.84	\$250.23	\$256.49	\$250.23	\$256.49	\$314.40	\$322.26	\$327.77	\$335.97
27	\$325.29	\$256.10	\$262.50	\$256.10	\$262.50	\$321.77	\$329.81	\$335.45	\$343.84
28	\$337.39	\$265.63	\$272.27	\$265.63	\$272.27	\$333.74	\$342.09	\$347.94	\$356.64
29	\$347.33	\$273.45	\$280.29	\$273.45	\$280.29	\$343.57	\$352.16	\$358.18	\$367.14
30	\$352.29	\$277.36	\$284.29	\$277.36	\$284.29	\$348.48	\$357.19	\$363.30	\$372.38
31	\$359.74	\$283.22	\$290.31	\$283.22	\$290.31	\$355.85	\$364.74	\$370.98	\$380.26
32	\$367.19	\$289.09	\$296.32	\$289.09	\$296.32	\$363.22	\$372.30	\$378.67	\$388.13
33	\$371.85	\$292.76	\$300.07	\$292.76	\$300.07	\$367.82	\$377.02	\$383.47	\$393.05
34	\$376.81	\$296.67	\$304.08	\$296.67	\$304.08	\$372.73	\$382.05	\$388.59	\$398.30
35	\$379.30	\$298.62	\$306.09	\$298.62	\$306.09	\$375.19	\$384.57	\$391.15	\$400.93
36	\$381.78	\$300.58	\$308.09	\$300.58	\$308.09	\$377.65	\$387.09	\$393.71	\$403.55
37	\$384.26	\$302.53	\$310.09	\$302.53	\$310.09	\$380.10	\$389.61	\$396.27	\$406.18
38	\$386.75	\$304.49	\$312.10	\$304.49	\$312.10	\$382.56	\$392.12	\$398.83	\$408.80
39	\$391.71	\$308.39	\$316.10	\$308.39	\$316.10	\$387.47	\$397.16	\$403.95	\$414.05
40	\$396.68	\$312.30	\$320.11	\$312.30	\$320.11	\$392.38	\$402.19	\$409.08	\$419.30
41	\$404.13	\$318.17	\$326.12	\$318.17	\$326.12	\$399.75	\$409.75	\$416.76	\$427.18
42	\$411.27	\$323.79	\$331.89	\$323.79	\$331.89	\$406.81	\$416.99	\$424.12	\$434.72
43	\$421.20	\$331.61	\$339.90	\$331.61	\$339.90	\$416.64	\$427.06	\$434.36	\$445.22
44	\$433.62	\$341.38	\$349.92	\$341.38	\$349.92	\$428.92	\$439.64	\$447.17	\$458.34
45	\$448.20	\$352.87	\$361.69	\$352.87	\$361.69	\$443.35	\$454.44	\$462.21	\$473.77
46	\$465.59	\$366.56	\$375.72	\$366.56	\$375.72	\$460.55	\$472.06	\$480.14	\$492.14
47	\$485.14	\$381.95	\$391.50	\$381.95	\$391.50	\$479.89	\$491.89	\$500.30	\$512.81
48	\$507.49	\$399.54	\$409.53	\$399.54	\$409.53	\$501.99	\$514.54	\$523.35	\$536.43
49	\$529.53	\$416.90	\$427.32	\$416.90	\$427.32	\$523.79	\$536.89	\$546.07	\$559.73
50	\$554.36	\$436.44	\$447.36	\$436.44	\$447.36	\$548.36	\$562.06	\$571.68	\$585.97
51	\$578.88	\$455.75	\$467.14	\$455.75	\$467.14	\$572.61	\$586.93	\$596.97	\$611.89
52	\$605.88	\$477.01	\$488.94	\$477.01	\$488.94	\$599.32	\$614.31	\$624.82	\$640.44
53	\$633.20	\$498.51	\$510.98	\$498.51	\$510.98	\$626.34	\$642.00	\$652.98	\$669.31
54	\$662.68	\$521.73	\$534.77	\$521.73	\$534.77	\$655.51	\$671.90	\$683.39	\$700.48
55	\$692.17	\$544.95	\$558.57	\$544.95	\$558.57	\$684.68	\$701.79	\$713.80	\$731.65
56	\$724.14	\$570.12	\$584.37	\$570.12	\$584.37	\$716.30	\$734.21	\$746.77	\$765.44
57	\$756.42	\$595.53	\$610.42	\$595.53	\$610.42	\$748.23	\$766.94	\$780.06	\$799.56
58	\$790.87	\$622.65	\$638.22	\$622.65	\$638.22	\$782.31	\$801.87	\$815.59	\$835.98
59	\$807.95	\$636.10	\$652.00	\$636.10	\$652.00	\$799.20	\$819.18	\$833.19	\$854.02
60	\$842.40	\$663.22	\$679.80	\$663.22	\$679.80	\$833.28	\$854.11	\$868.72	\$890.44
61	\$872.20	\$686.68	\$703.85	\$686.68	\$703.85	\$862.75	\$884.32	\$899.45	\$921.94
62	\$891.75	\$702.08	\$719.63	\$702.08	\$719.63	\$882.10	\$904.15	\$919.62	\$942.61
63	\$916.27	\$721.38	\$739.41	\$721.38	\$739.41	\$906.35	\$929.01	\$944.91	\$968.53
64+	\$931.17	\$733.11	\$751.44	\$733.11	\$751.44	\$921.09	\$944.12	\$960.27	\$984.28

Company Name:

Market:

Product:

Effective Date of Rates:

HIOS Plan ID (On Exchange)=>	16322PA0050131	
HIOS Plan ID (Off Exchange)=>	16322PA0050131	
Plan Marketing Name =>	ualCare Silver \$4,500/\$0 - Sele	
Form # =>	672	
Rating Area =>	4	
Network =>	/Dental Advantage w/Dentema	
Metal =>	Silver	
Deductible =>	\$4500 / \$9000	
Coinsurance =>	80%	
Copays =>	\$0 / \$60	
OOP Maximum =>	\$8700 / \$17400	
Pediatric Dental (Yes/No) =>	Yes	
Age Band	Non-Tobacco	Tobacco
0 - 14	\$197.61	\$197.61
15	\$215.17	\$215.17
16	\$221.89	\$221.89
17	\$228.60	\$228.60
18	\$235.84	\$235.84
19	\$243.07	\$243.07
20	\$250.56	\$250.56
21	\$258.31	\$264.77
22	\$258.31	\$264.77
23	\$258.31	\$264.77
24	\$258.31	\$264.77
25	\$259.34	\$265.83
26	\$264.51	\$271.12
27	\$270.71	\$277.48
28	\$280.78	\$287.80
29	\$289.05	\$296.28
30	\$293.18	\$300.51
31	\$299.38	\$306.87
32	\$305.58	\$313.22
33	\$309.46	\$317.19
34	\$313.59	\$321.43
35	\$315.65	\$323.55
36	\$317.72	\$325.66
37	\$319.79	\$327.78
38	\$321.85	\$329.90
39	\$325.99	\$334.14
40	\$330.12	\$338.37
41	\$336.32	\$344.73
42	\$342.26	\$350.82
43	\$350.53	\$359.29
44	\$360.86	\$369.88
45	\$373.00	\$382.32
46	\$387.47	\$397.15
47	\$403.74	\$413.83
48	\$422.34	\$432.90
49	\$440.68	\$451.69
50	\$461.34	\$472.88
51	\$481.75	\$493.79
52	\$504.22	\$516.83
53	\$526.95	\$540.13
54	\$551.49	\$565.28
55	\$576.03	\$590.43
56	\$602.64	\$617.70
57	\$629.50	\$645.24
58	\$658.17	\$674.63
59	\$672.38	\$689.19
60	\$701.05	\$718.58
61	\$725.85	\$744.00
62	\$742.12	\$760.68
63	\$762.53	\$781.59
64+	\$774.93	\$794.30

UPMC Health Options, Inc.
Individual
Plan Design Summary

HIOS Plan ID	Plan Marketing Name	Product	Metal	On/Off Exchange	Network	Rating Area	Counties Covered
16322PA0040008	UPMC Advantage Silver \$3,500/\$40 - Premium Network	PPO	Silver	On/Off	IND PPO Premium West w/Dental Advantage w/Dentemax	1, 2, 4, 5, 6	Allegheny, Armstrong, Beaver, Bedford, Blair, Butler, Cambria, Cameron, Centre, Clarion, Elk, Erie, Fayette, Forest, Greene, Huntingdon, Indiana, Jefferson, Lawrence, Mckean, Mercer, Potter, Somerset, Venango, Warren, Washington, Westmoreland
16322PA0040010	UPMC Advantage Gold \$1,000/\$10 - Premium Network	PPO	Gold	On/Off	IND PPO Premium West w/Dental Advantage w/Dentemax	1, 2, 4, 5, 6	Allegheny, Armstrong, Beaver, Bedford, Blair, Butler, Cambria, Cameron, Centre, Clarion, Elk, Erie, Fayette, Forest, Greene, Huntingdon, Indiana, Jefferson, Lawrence, Mckean, Mercer, Potter, Somerset, Venango, Warren, Washington, Westmoreland
16322PA0040024	UPMC Advantage Bronze \$6,700/\$0 - Premium Network	PPO	Bronze	On/Off	IND PPO Premium West w/Dental Advantage w/Dentemax	1, 2, 4, 5, 6	Allegheny, Armstrong, Beaver, Bedford, Blair, Butler, Cambria, Cameron, Centre, Clarion, Elk, Erie, Fayette, Forest, Greene, Huntingdon, Indiana, Jefferson, Lawrence, Mckean, Mercer, Potter, Somerset, Venango, Warren, Washington, Westmoreland
16322PA0040025	UPMC Advantage Silver HSA \$3,100/\$0 - Premium Network	PPO	Silver	Off	IND PPO Premium West w/Dental Advantage w/Dentemax	1, 2, 4, 5, 6	Allegheny, Armstrong, Beaver, Bedford, Blair, Butler, Cambria, Cameron, Centre, Clarion, Elk, Erie, Fayette, Forest, Greene, Huntingdon, Indiana, Jefferson, Lawrence, Mckean, Mercer, Potter, Somerset, Venango, Warren, Washington, Westmoreland
16322PA0040026	UPMC Advantage Catastrophic \$8,700/\$0 - Premium Network	PPO	Catastrophic	On/Off	IND PPO Premium West w/Dental Advantage w/Dentemax	1, 2, 4, 5, 6	Allegheny, Armstrong, Beaver, Bedford, Blair, Butler, Cambria, Cameron, Centre, Clarion, Elk, Erie, Fayette, Forest, Greene, Huntingdon, Indiana, Jefferson, Lawrence, Mckean, Mercer, Potter, Somerset, Venango, Warren, Washington, Westmoreland
16322PA0040037	UPMC Advantage Silver \$3,000/\$50 - Premium Network	PPO	Silver	Off	IND PPO Premium West w/Dental Advantage w/Dentemax	1, 2, 4, 5, 6	Allegheny, Armstrong, Beaver, Bedford, Blair, Butler, Cambria, Cameron, Centre, Clarion, Elk, Erie, Fayette, Forest, Greene, Huntingdon, Indiana, Jefferson, Lawrence, Mckean, Mercer, Potter, Somerset, Venango, Warren, Washington, Westmoreland
16322PA0040039	UPMC Advantage Bronze \$6,700/\$0 - Premium Network	PPO	Bronze	On/Off	IND PPO Premium East w/Dental Advantage w/Dentemax	3, 6, 7, 9	Adams, Berks, Bradford, Carbon, Clinton, Columbia, Cumberland, Dauphin, Lackawanna, Lancaster, Lebanon, Lehigh, Luzerne, Lycoming, Northampton, Northumberland, Perry, Schuylkill, Snyder, Sullivan, Tioga, Union, Wyoming, York
16322PA0040040	UPMC Advantage Silver \$3,500/\$40 - Premium Network	PPO	Silver	On/Off	IND PPO Premium East w/Dental Advantage w/Dentemax	3, 6, 7, 9	Adams, Berks, Bradford, Carbon, Clinton, Columbia, Cumberland, Dauphin, Lackawanna, Lancaster, Lebanon, Lehigh, Luzerne, Lycoming, Northampton, Northumberland, Perry, Schuylkill, Snyder, Sullivan, Tioga, Union, Wyoming, York
16322PA0040041	UPMC Advantage Silver \$3,000/\$50 - Premium Network	PPO	Silver	Off	IND PPO Premium East w/Dental Advantage w/Dentemax	3, 6, 7, 9	Adams, Berks, Bradford, Carbon, Clinton, Columbia, Cumberland, Dauphin, Lackawanna, Lancaster, Lebanon, Lehigh, Luzerne, Lycoming, Northampton, Northumberland, Perry, Schuylkill, Snyder, Sullivan, Tioga, Union, Wyoming, York
16322PA0040042	UPMC Advantage Gold \$1,000/\$10 - Premium Network	PPO	Gold	On/Off	IND PPO Premium East w/Dental Advantage w/Dentemax	3, 6, 7, 9	Allegheny, Armstrong, Beaver, Bedford, Blair, Butler, Cambria, Cameron, Centre, Clarion, Elk, Erie, Fayette, Forest, Greene, Huntingdon, Indiana, Jefferson, Lawrence, Mckean, Mercer, Potter, Somerset, Venango, Warren, Washington, Westmoreland
16322PA0040047	UPMC Advantage Gold HSA \$3,100/\$0 - Premium Network	PPO	Gold	On/Off	IND PPO Premium West w/Dental Advantage w/Dentemax	1, 2, 4, 5, 6	Allegheny, Armstrong, Beaver, Bedford, Blair, Butler, Cambria, Cameron, Centre, Clarion, Elk, Erie, Fayette, Forest, Greene, Huntingdon, Indiana, Jefferson, Lawrence, Mckean, Mercer, Potter, Somerset, Venango, Warren, Washington, Westmoreland
16322PA0040048	UPMC Advantage Silver \$1,500/\$75 - Premium Network	PPO	Silver	On/Off	IND PPO Premium West w/Dental Advantage w/Dentemax	1, 2, 4, 5, 6	Allegheny, Armstrong, Beaver, Bedford, Blair, Butler, Cambria, Cameron, Centre, Clarion, Elk, Erie, Fayette, Forest, Greene, Huntingdon, Indiana, Jefferson, Lawrence, Mckean, Mercer, Potter, Somerset, Venango, Warren, Washington, Westmoreland
16322PA0040049	UPMC Advantage Silver \$6,800/\$0 - Premium Network	PPO	Silver	On/Off	IND PPO Premium West w/Dental Advantage w/Dentemax	1, 2, 4, 5, 6	Allegheny, Beaver, Butler, Fayette, Washington, Westmoreland
16322PA0050031	UPMC Advantage Silver \$3,500/\$40 - Select Network	EPO	Silver	On/Off	IND EPO Select w/Dental Advantage w/Dentemax PEDS PF 4	4	Allegheny, Beaver, Butler, Fayette, Washington, Westmoreland
16322PA0050033	UPMC Advantage Gold \$1,000/\$10 - Select Network	EPO	Gold	On/Off	IND EPO Select w/Dental Advantage w/Dentemax PEDS PF 4	4	Allegheny, Bedford, Blair, Clinton, Erie, Lawrence, Lycoming, Mercer, Somerset, Tioga, Venango
16322PA0050100	UPMC Advantage Bronze \$6,700/\$0 - Partner Network	EPO	Bronze	On/Off	IND EPO Partner w/Dental Advantage w/Dentemax PEDS PF 4	1, 3, 4, 5	Allegheny, Beaver, Butler, Fayette, Washington, Westmoreland
16322PA0050101	UPMC Advantage Bronze \$6,700/\$0 - Select Network	EPO	Bronze	On/Off	IND EPO Select w/Dental Advantage w/Dentemax PEDS PF 4	4	Allegheny, Bedford, Blair, Clinton, Erie, Lawrence, Lycoming, Mercer, Somerset, Tioga, Venango
16322PA0050104	UPMC Advantage Silver \$3,500/\$40 - Partner Network	EPO	Silver	On/Off	IND EPO Partner w/Dental Advantage w/Dentemax PEDS PF 4	1, 3, 4, 5	Allegheny, Bedford, Blair, Clinton, Erie, Lawrence, Lycoming, Mercer, Somerset, Tioga, Venango
16322PA0050105	UPMC Advantage Silver HSA \$3,100/\$0 - Partner Network	EPO	Silver	Off	IND EPO Partner w/Dental Advantage w/Dentemax PEDS PF 4	1, 3, 4, 5	Allegheny, Bedford, Blair, Clinton, Erie, Lawrence, Lycoming, Mercer, Somerset, Tioga, Venango
16322PA0050106	UPMC Advantage Gold \$1,000/\$10 - Partner Network	EPO	Gold	On/Off	IND EPO Partner w/Dental Advantage w/Dentemax PEDS PF 4	1, 3, 4, 5	Allegheny, Beaver, Butler, Fayette, Washington, Westmoreland
16322PA0050108	UPMC Advantage Silver HSA \$3,100/\$0 - Select Network	EPO	Silver	Off	IND EPO Select w/Dental Advantage w/Dentemax PEDS PF 4	4	Allegheny, Bedford, Blair, Clinton, Erie, Lawrence, Lycoming, Mercer, Somerset, Tioga, Venango
16322PA0050111	UPMC Advantage Catastrophic \$8,700/\$0 - Partner Network	EPO	Catastrophic	On/Off	IND EPO Partner w/Dental Advantage w/Dentemax PEDS PF 4	1, 3, 4, 5	Allegheny, Beaver, Butler, Fayette, Washington, Westmoreland
16322PA0050112	UPMC Advantage Catastrophic \$8,700/\$0 - Select Network	EPO	Catastrophic	On/Off	IND EPO Select w/Dental Advantage w/Dentemax PEDS PF 4	4	Allegheny, Beaver, Butler, Fayette, Washington, Westmoreland
16322PA0050120	UPMC Advantage Silver \$3,000/\$50 - Select Network	EPO	Silver	Off	IND EPO Select w/Dental Advantage w/Dentemax PEDS PF 4	4	Allegheny, Bedford, Blair, Clinton, Erie, Lawrence, Lycoming, Mercer, Somerset, Tioga, Venango
16322PA0050121	UPMC Advantage Silver \$3,000/\$50 - Partner Network	EPO	Silver	Off	IND EPO Partner w/Dental Advantage w/Dentemax PEDS PF 4	1, 3, 4, 5	Allegheny, Bedford, Blair, Clinton, Erie, Lawrence, Lycoming, Mercer, Somerset, Tioga, Venango
16322PA0050124	UPMC Advantage Gold HSA \$3,100/\$0 - Partner Network	EPO	Gold	On/Off	IND EPO Partner w/Dental Advantage w/Dentemax PEDS PF 4	1, 3, 4, 5	Allegheny, Beaver, Butler, Fayette, Washington, Westmoreland
16322PA0050125	UPMC Advantage Gold HSA \$3,100/\$0 - Select Network	EPO	Gold	On/Off	IND EPO Select w/Dental Advantage w/Dentemax PEDS PF 4	4	Allegheny, Bedford, Blair, Clinton, Erie, Lawrence, Lycoming, Mercer, Somerset, Tioga, Venango
16322PA0050126	UPMC Advantage Silver \$1,500/\$75 - Partner Network	EPO	Silver	On/Off	IND EPO Partner w/Dental Advantage w/Dentemax PEDS PF 4	1, 3, 4, 5	Allegheny, Bedford, Blair, Clinton, Erie, Lawrence, Lycoming, Mercer, Somerset, Tioga, Venango
16322PA0050127	UPMC Advantage Silver \$6,800/\$0 - Partner Network	EPO	Silver	On/Off	IND EPO Partner w/Dental Advantage w/Dentemax PEDS PF 4	1, 3, 4, 5	Allegheny, Erie
16322PA0050128	UPMC VirtualCare Silver \$4,500/\$0 - Partner Network	EPO	Silver	On/Off	IND EPO Partner VirtualCare w/Dental Advantage w/Dentemax	1, 4	Allegheny, Beaver, Butler, Fayette, Washington, Westmoreland
16322PA0050129	UPMC Advantage Silver \$1,500/\$75 - Select Network	EPO	Silver	On/Off	IND EPO Select w/Dental Advantage w/Dentemax PEDS PF 4	4	Allegheny, Beaver, Butler, Fayette, Washington, Westmoreland
16322PA0050130	UPMC Advantage Silver \$6,800/\$0 - Select Network	EPO	Silver	On/Off	IND EPO Select w/Dental Advantage w/Dentemax PEDS PF 4	4	Allegheny, Beaver, Butler, Fayette, Washington, Westmoreland
16322PA0050131	UPMC VirtualCare Silver \$4,500/\$0 - Select Network	EPO	Silver	On/Off	IND EPO Select w/Dental Advantage w/Dentemax PEDS PF 4	4	Allegheny, Beaver, Butler, Fayette, Washington, Westmoreland

Company Name UPMC Health Options, Inc.

Market Individual

RATES FOR AGE 21, NON-TOBACCO USER, BY RATING AREA AND COUNTY

02-01-2021 Number of Covered Lives by Rating County				
HIOS Plan ID	Plan Marketing Name	Product	Metal	On/Off Exchange
16322PA0040008	PMC Advantage Silver \$3,500/\$40 - Premium Network	PPO	Silver	On/Off
16322PA0040010	PMC Advantage Gold \$1,000/\$10 - Premium Network	PPO	Gold	On/Off
16322PA0040024	PMC Advantage Bronze \$6,700/\$0 - Premium Network	PPO	Bronze	On/Off
16322PA0040025	PMC Advantage Silver HSA \$3,100/\$0 - Premium Network	PPO	Silver	Off
16322PA0040026	PMC Advantage Catastrophic \$8,700/\$0 - Premium Network	PPO	Catastrophic	On/Off
16322PA0040037	PMC Advantage Silver \$3,000/\$50 - Premium Network	PPO	Silver	Off
16322PA0040039	PMC Advantage Bronze \$6,700/\$0 - Premium Network	PPO	Bronze	On/Off
16322PA0040040	PMC Advantage Silver \$3,500/\$40 - Premium Network	PPO	Silver	On/Off
16322PA0040041	PMC Advantage Silver \$3,000/\$50 - Premium Network	PPO	Silver	Off
16322PA0040042	PMC Advantage Gold \$1,000/\$10 - Premium Network	PPO	Gold	On/Off
16322PA0040047	PMC Advantage Gold HSA \$3,100/\$0 - Premium Network	PPO	Gold	On/Off
16322PA0040048	PMC Advantage Silver \$1,500/\$75 - Premium Network	PPO	Silver	On/Off
16322PA0040049	PMC Advantage Silver \$6,800/\$0 - Premium Network	PPO	Silver	On/Off
16322PA0050031	UPMC Advantage Silver \$3,500/\$40 - Select Network	EPO	Silver	On/Off
16322PA0050033	UPMC Advantage Gold \$1,000/\$10 - Select Network	EPO	Gold	On/Off
16322PA0050100	PMC Advantage Bronze \$6,700/\$0 - Partner Network	EPO	Bronze	On/Off
16322PA0050101	UPMC Advantage Bronze \$6,700/\$0 - Select Network	EPO	Bronze	On/Off
16322PA0050104	PMC Advantage Silver \$3,500/\$40 - Partner Network	EPO	Silver	On/Off
16322PA0050105	PMC Advantage Silver HSA \$3,100/\$0 - Partner Network	EPO	Silver	Off
16322PA0050106	UPMC Advantage Gold \$1,000/\$10 - Partner Network	EPO	Gold	On/Off
16322PA0050108	PMC Advantage Silver HSA \$3,100/\$0 - Select Network	EPO	Silver	Off
16322PA0050111	PMC Advantage Catastrophic \$8,700/\$0 - Partner Network	EPO	Catastrophic	On/Off
16322PA0050112	PMC Advantage Catastrophic \$8,700/\$0 - Select Network	EPO	Catastrophic	On/Off
16322PA0050120	UPMC Advantage Silver \$3,000/\$50 - Select Network	EPO	Silver	Off
16322PA0050121	PMC Advantage Silver \$3,000/\$50 - Partner Network	EPO	Silver	Off
16322PA0050124	PMC Advantage Gold HSA \$3,100/\$0 - Partner Network	EPO	Gold	On/Off
16322PA0050125	PMC Advantage Gold HSA \$3,100/\$0 - Select Network	EPO	Gold	On/Off
16322PA0050126	PMC Advantage Silver \$1,500/\$75 - Partner Network	EPO	Silver	On/Off
16322PA0050127	UPMC Advantage Silver \$6,800/\$0 - Partner Network	EPO	Silver	On/Off
16322PA0050128	UPMC VirtualCare Silver \$4,500/\$0 - Partner Network	EPO	Silver	On/Off
16322PA0050129	UPMC Advantage Silver \$1,500/\$75 - Select Network	EPO	Silver	On/Off
16322PA0050130	UPMC Advantage Silver \$6,800/\$0 - Select Network	EPO	Silver	On/Off
16322PA0050131	UPMC VirtualCare Silver \$4,500/\$0 - Select Network	EPO	Silver	On/Off

RATING AREA 1

128	1,115	5,149	109	815	3,023	1,351
Crawford	Clarion	Erie	Forest	McKean	Mercer	Venango
	\$384.20	\$384.20	\$384.20	\$384.20	\$384.20	\$384.20
	\$332.92	\$332.92	\$332.92	\$332.92	\$332.92	\$332.92
	\$229.64	\$229.64	\$229.64	\$229.64	\$229.64	\$229.64
	\$276.96	\$276.96	\$276.96	\$276.96	\$276.96	\$276.96
	\$217.26	\$217.26	\$217.26	\$217.26	\$217.26	\$217.26
	\$287.93	\$287.93	\$287.93	\$287.93	\$287.93	\$287.93
	\$288.99	\$288.99	\$288.99	\$288.99	\$288.99	\$288.99
	\$387.82	\$387.82	\$387.82	\$387.82	\$387.82	\$387.82
	\$401.11	\$401.11	\$401.11	\$401.11	\$401.11	\$401.11
		\$173.98			\$173.98	\$173.98
		\$289.43			\$289.43	\$289.43
		\$209.39			\$209.39	\$209.39
		\$250.50			\$250.50	\$250.50
		\$164.47			\$164.47	\$164.47
		\$218.01			\$218.01	\$218.01
		\$218.48			\$218.48	\$218.48
		\$290.46			\$290.46	\$290.46
		\$302.82			\$302.82	\$302.82
		\$244.37				

RATING AREA 2				RATING AREA 3												
775	830	111	388	14	10	227	31	36	1,681	0	0	13	0	447	0	4
Warren	Elk	Cameron	Potter	Bradford	Carbon	Clinton	Lackawanna	Luzerne	Lycoming	Monroe	Pike	Sullivan	Susquehanna	Tioga	Wayne	Wyoming
\$384.20	\$463.35	\$463.35	\$463.35													
\$332.92	\$401.52	\$401.52	\$401.52													
\$229.64	\$276.95	\$276.95	\$276.95													
\$276.96	\$334.03	\$334.03	\$334.03													
\$217.26	\$262.03	\$262.03	\$262.03													
\$287.93	\$347.25	\$347.25	\$347.25													
				\$304.27	\$304.27	\$304.27	\$304.27	\$304.27	\$304.27			\$304.27		\$304.27		\$304.27
				\$509.05	\$509.05	\$509.05	\$509.05	\$509.05	\$509.05			\$509.05		\$509.05		\$509.05
				\$381.49	\$381.49	\$381.49	\$381.49	\$381.49	\$381.49			\$381.49		\$381.49		\$381.49
				\$441.12	\$441.12	\$441.12	\$441.12	\$441.12	\$441.12			\$441.12		\$441.12		\$441.12
\$288.99	\$348.53	\$348.53	\$348.53													
\$387.82	\$467.73	\$467.73	\$467.73													
\$401.11	\$483.75	\$483.75	\$483.75													
						\$230.52			\$230.52					\$230.52		
						\$383.49			\$383.49					\$383.49		
						\$277.44			\$277.44					\$277.44		
						\$331.91			\$331.91					\$331.91		
						\$217.92			\$217.92					\$217.92		
						\$288.86			\$288.86					\$288.86		
						\$289.48			\$289.48					\$289.48		
						\$384.85			\$384.85					\$384.85		
						\$401.23			\$401.23					\$401.23		

RATING AREA 4

37,329	1,501	4,266	6,918	2,848	533	1,824	2,735	5,768	11,175
Allegheny	Armstrong	Beaver	Butler	Fayette	Greene	Indiana	Lawrence	Washington	Westmoreland

\$384.20	\$384.20	\$384.20	\$384.20	\$384.20	\$384.20	\$384.20	\$384.20	\$384.20	\$384.20
\$332.92	\$332.92	\$332.92	\$332.92	\$332.92	\$332.92	\$332.92	\$332.92	\$332.92	\$332.92
\$229.64	\$229.64	\$229.64	\$229.64	\$229.64	\$229.64	\$229.64	\$229.64	\$229.64	\$229.64
\$276.96	\$276.96	\$276.96	\$276.96	\$276.96	\$276.96	\$276.96	\$276.96	\$276.96	\$276.96
\$217.26	\$217.26	\$217.26	\$217.26	\$217.26	\$217.26	\$217.26	\$217.26	\$217.26	\$217.26
\$287.93	\$287.93	\$287.93	\$287.93	\$287.93	\$287.93	\$287.93	\$287.93	\$287.93	\$287.93

RATING AREA 5

1,579	3,155	10	2,896	814	1,305
Bedford	Blair	Clearfield	Cambria	Huntingdon	Jefferson

\$384.20	\$384.20		\$384.20	\$384.20	\$384.20
\$332.92	\$332.92		\$332.92	\$332.92	\$332.92
\$229.64	\$229.64		\$229.64	\$229.64	\$229.64
\$276.96	\$276.96		\$276.96	\$276.96	\$276.96
\$217.26	\$217.26		\$217.26	\$217.26	\$217.26
\$287.93	\$287.93		\$287.93	\$287.93	\$287.93

\$288.99	\$288.99	\$288.99	\$288.99	\$288.99	\$288.99	\$288.99	\$288.99	\$288.99	\$288.99	\$288.99	\$288.99	\$288.99	\$288.99	\$288.99
\$387.82	\$387.82	\$387.82	\$387.82	\$387.82	\$387.82	\$387.82	\$387.82	\$387.82	\$387.82	\$387.82	\$387.82	\$387.82	\$387.82	\$387.82
\$401.11	\$401.11	\$401.11	\$401.11	\$401.11	\$401.11	\$401.11	\$401.11	\$401.11	\$401.11	\$401.11	\$401.11	\$401.11	\$401.11	\$401.11
\$305.94		\$305.94	\$305.94	\$305.94				\$305.94	\$305.94					
\$264.79		\$264.79	\$264.79	\$264.79				\$264.79	\$264.79					
\$173.98							\$173.98			\$173.98	\$173.98			
\$183.90		\$183.90	\$183.90	\$183.90				\$183.90	\$183.90					
\$289.43							\$289.43			\$289.43	\$289.43			
\$209.39							\$209.39			\$209.39	\$209.39			
\$250.50							\$250.50			\$250.50	\$250.50			
\$221.34		\$221.34	\$221.34	\$221.34				\$221.34	\$221.34					
\$164.47							\$164.47			\$164.47	\$164.47			
\$173.85		\$173.85	\$173.85	\$173.85				\$173.85	\$173.85					
\$230.45		\$230.45	\$230.45	\$230.45				\$230.45	\$230.45					
\$218.01							\$218.01			\$218.01	\$218.01			
\$218.48							\$218.48			\$218.48	\$218.48			
\$230.94		\$230.94	\$230.94	\$230.94				\$230.94	\$230.94					
\$290.46							\$290.46			\$290.46	\$290.46			
\$302.82							\$302.82			\$302.82	\$302.82			
\$244.37														
\$307.03		\$307.03	\$307.03	\$307.03				\$307.03	\$307.03					
\$320.09		\$320.09	\$320.09	\$320.09				\$320.09	\$320.09					
\$258.31		\$258.31	\$258.31	\$258.31				\$258.31	\$258.31					

	RATING AREA 6										RATING AREA 7				RATING AREA 8
1,902	835	24	127	0	0	85	54	57	25	30	188	1,881	446	1,014	0
Somerset	Centre	Columbia	Lehigh	Mifflin	Montour	Northampton	Northumberland	Schuylkill	Snyder	Union	Adams	Berks	Lancaster	York	Bucks
\$384.20	\$569.19														
\$332.92	\$493.23														
\$229.64	\$340.22														
\$276.96	\$410.33														
\$217.26	\$321.88														
\$287.93	\$426.57														
		\$340.22	\$340.22			\$340.22	\$340.22	\$340.22	\$340.22	\$340.22	\$345.81	\$345.81	\$345.81	\$345.81	
		\$569.19	\$569.19			\$569.19	\$569.19	\$569.19	\$569.19	\$569.19	\$578.55	\$578.55	\$578.55	\$578.55	
		\$426.57	\$426.57			\$426.57	\$426.57	\$426.57	\$426.57	\$426.57	\$433.58	\$433.58	\$433.58	\$433.58	
		\$493.23	\$493.23			\$493.23	\$493.23	\$493.23	\$493.23	\$493.23	\$501.35	\$501.35	\$501.35	\$501.35	
\$288.99	\$428.14														
\$387.82	\$574.56														
\$401.11	\$594.25														
\$173.98															
\$289.43															
\$209.39															
\$250.50															
\$164.47															
\$218.01															
\$218.48															
\$290.46															
\$302.82															

EA 8

0	0	0	0
Chester	Delaware	Montgomery	Philadelphia

RATING AREA 9

1,167	931	0	0	0	219	192
Cumberland	Dauphin	Franklin	Fulton	Juniata	Lebanon	Perry

\$302.80	\$302.80	\$302.80	302.8
\$506.60	\$506.60	\$506.60	506.6
\$379.66	\$379.66	\$379.66	379.66
\$438.99	\$438.99	\$438.99	438.99

A	B	C	D	E	F	G	H	I	J	K	L	M	N	O	P	Q	R	S	T	
1	Unified Rate Review v5.3										To add a product to Worksheet 2 - Plan Product Info, select the Add Product button or Ctrl + Shift + P.									
2											To add a plan to Worksheet 2 - Plan Product Info, select the Add Plan button or Ctrl + Shift + L.									
3	Company Legal Name:	UPMC HEALTH OPTIONS INC.								State:	PA		To validate, select the Validate button or Ctrl + Shift + I.							
4	HIOS Issuer ID:	16322								Market:	Individual		To finalize, select the Finalize button or Ctrl + Shift + F.							
5	Effective Date of Rate Change(s):	1/1/2022																		
6																				
7																				
8	Market Level Calculations (Same for all Plans)																			
9																				
10																				
11	Section I: Experience Period Data																			
12	Experience Period:	1/1/2020		to	12/31/2020															
13				Total	PMPM															
14	Allowed Claims				\$714,657,605.76		\$496.27													
15	Reinsurance				\$0.00		\$0.00													
16	Incurred Claims in Experience Period				\$589,552,908.32		\$409.40													
17	Risk Adjustment				-\$27,483,388.23		-\$19.08													
18	Experience Period Premium				\$779,278,097.40		\$541.14													
19	Experience Period Member Months				1,440,057															
20																				
21	Section II: Projections																			
22		Experience Period Index Rate PMPM	Year 1 Trend		Year 2 Trend		Trended EHB Allowed Claims PMPM													
23	Benefit Category		Cost	Utilization	Cost	Utilization														
24	Inpatient Hospital	\$100.48	1.093	1.007	1.093	1.007	\$121.72													
25	Outpatient Hospital	\$128.97	1.046	1.009	1.046	1.009	\$143.66													
26	Professional	\$85.83	1.017	0.995	1.017	0.995	\$87.89													
27	Other Medical	\$67.62	1.087	0.966	1.087	0.966	\$74.56													
28	Capitation	\$0.00	1.000	1.000	1.000	1.000	\$0.00													
29	Prescription Drug	\$112.38	1.123	0.962	1.123	0.962	\$131.16													
30	Total	\$495.28					\$558.99													
31																				
32	Morbidity Adjustment					0.999														
33	Demographic Shift					1.000														
34	Plan Design Changes					1.000														
35	Other					1.068														
36	Adjusted Trended EHB Allowed Claims PMPM for	1/1/2022				\$596.40														
37																				
38	Manual EHB Allowed Claims PMPM					\$597.02														
39	Applied Credibility %					100.00%														
40																				
41	Projected Period Totals																			
42	Projected Index Rate for	1/1/2022			\$596.40	\$789,752,880.00														
43	Reinsurance				\$35.80	\$47,406,360.00														
44	Risk Adjustment Payment/Charge				-\$24.81	-\$32,853,402.00														
45	Exchange User Fees				2.74%	\$21,838,862.70														
46	Market Adjusted Index Rate				\$601.90	\$797,038,784.70														
47																				
48	Projected Member Months					1,324,200														
49																				
50	Information Not Releasable to the Public Unless Authorized by Law: This information has not been publicly disclosed and may be privileged and confidential. It is for internal government use only and must not be disseminated, distributed, or copied to persons not authorized to receive the information. Unauthorized disclosure may result in prosecution to the full extent of the law.																			
51																				

Product-Plan Data Collection

Company Legal Name: UPMC HEALTH OPTIONS INC.
HIOS Issuer ID: 16322
Effective Date of Rate Change(s): 1/1/2022

State: PA
Market: Individual

To add a product to Worksheet 2 - Plan Product Info, select
To add a plan to Worksheet 2 - Plan Product Info, select the
To validate, select the Validate button or Ctrl + Shift + I.
To finalize, select the Finalize button or Ctrl + Shift + F.
To remove a product, navigate to the corresponding Product
To remove a plan, navigate to the corresponding Plan Name

Product/Plan Level Calculations

Field # Section I: General Product and Plan Information

1.1	Product Name	Individual PPO													
1.2	Product ID	16322PA004													
1.3	Plan Name	Silver \$0/\$85 -	Silver \$2,000/\$80	Silver \$3,500/\$40	Gold \$1,000/\$10 -	Bronze \$6,700/\$0	Silver HSA	Catastrophic	Silver \$3,000/\$50	Bronze \$6,700/\$0	Silver \$3,500/\$40	Gold \$1,000/\$10 -	Advantage Bronze	Advantage Silver	
1.4	Plan ID (Standard Component ID)	16322PA0040006	16322PA0040007	16322PA0040008	16322PA0040010	16322PA0040024	16322PA0040025	16322PA0040026	16322PA0040037	16322PA0040039	16322PA0040040	16322PA0040041	16322PA0040042	16322PA0040043	16322PA0040044
1.5	Metal	Silver	Silver	Silver	Gold	Bronze	Silver	Catastrophic	Silver	Bronze	Silver	Gold	Bronze	Silver	
1.6	AV Metal Value	0.683	0.705	0.719	0.812	0.617	0.714	0.611	0.720	0.617	0.719	0.720	0.812	0.620	0.714
1.7	Plan Category	Terminated	Terminated	Renewing	Renewing	Renewing	Renewing	Renewing	Renewing	Renewing	Renewing	Renewing	Renewing	Terminated	Terminated
1.8	Plan Type	PPO	PPO	PPO	PPO	PPO	PPO	PPO	PPO	PPO	PPO	PPO	PPO	PPO	PPO
1.9	Exchange Plan?	No	No	No	Yes	Yes	No	Yes	No	Yes	Yes	No	Yes	No	No
1.10	Effective Date of Proposed Rates	1/1/2022	1/1/2022	1/1/2022	1/1/2022	1/1/2022	1/1/2022	1/1/2022	1/1/2022	1/1/2022	1/1/2022	1/1/2022	1/1/2022	1/1/2022	1/1/2022
1.11	Cumulative Rate Change % (over 12 mos prior)	0.00%	0.00%	2.18%	-2.34%	0.23%	-0.97%	-0.17%	-0.55%	4.87%	7.00%	3.91%	2.24%	0.00%	0.00%
1.12	Product Rate Increase %	-0.05%													
1.13	Submission Level Rate Increase %														

Worksheet 1 Totals

Section II: Experience Period and Current Plan Level Information

Field #	Section II: Experience Period and Current Plan Level Information	Total	16322PA00400006	16322PA00400007	16322PA00400008	16322PA00400010	16322PA00400024	16322PA00400025	16322PA00400026	16322PA00400037	16322PA00400039	16322PA00400040	16322PA00400041	16322PA00400042	16322PA00400043	16322PA00400044
2.1	Plan ID (Standard Component ID)															
2.2	Allowed Claims	\$714,866,981	\$23,736,608	\$32,929,334	\$38,475,798	\$118,764,793	\$20,115,399	\$6,131,509	\$55,209	\$26,419,591	\$14,409,728	\$25,392,392	\$2,068,041	\$15,022,640	\$5,145,377	\$5,388,632
2.3	Reinsurance	\$0	\$0	\$0	\$0	\$0	\$0	\$0	\$0	\$0	\$0	\$0	\$0	\$0	\$0	\$0
2.4	Member Cost Sharing	\$125,104,525	\$2,084,588	\$4,439,583	\$4,485,047	\$16,299,728	\$6,641,129	\$1,030,352	\$47,941	\$7,081,254	\$4,359,627	\$2,657,531	\$651,464	\$2,045,666	\$1,489,839	\$460,456
2.5	Cost Sharing Reduction	\$0	\$0	\$0	\$0	\$0	\$0	\$0	\$0	\$0	\$0	\$0	\$0	\$0	\$0	\$0
2.6	Incurred Claims	\$589,762,456	\$21,652,020	\$28,489,751	\$33,990,751	\$102,465,065	\$13,474,270	\$5,101,158	\$7,269	\$19,338,337	\$10,050,100	\$22,734,861	\$1,416,578	\$12,976,973	\$3,655,538	\$4,928,176
2.7	Risk Adjustment Transfer Amount	-\$27,483,388	-\$621,825	-\$958,541	-\$1,075,818	-\$2,492,874	-\$1,103,872	-\$157,317	-\$14,256	-\$1,119,980	-\$755,324	-\$692,172	-\$94,356	-\$301,103	-\$207,262	-\$104,395
2.8	Premium	\$779,278,097	\$22,114,031	\$36,429,172	\$40,878,785	\$88,841,697	\$29,027,086	\$4,139,407	\$189,749	\$31,993,424	\$22,557,627	\$30,289,640	\$2,995,899	\$13,172,924	\$6,912,920	\$4,705,093
2.9	Experience Period Member Months	1,440,057	32,582	50,225	56,370	130,620	57,840	8,243	747	58,684	39,577	36,268	4,944	15,777	10,860	5,470
2.10	Current Enrollment	110,090	2,323	2,329	2,832	12,247	4,359	594	52	3,980	2,101	841	264	1,237	1,154	335
2.11	Current Premium PMPM	\$534.05	\$751.55	\$792.99	\$803.14	\$672.01	\$462.82	\$501.80	\$238.40	\$553.77	\$576.88	\$958.58	\$639.54	\$902.42	\$661.64	\$1,053.94
2.12	Loss Ratio	78.45%	100.74%	80.32%	85.40%	118.66%	48.25%	128.10%	4.14%	62.64%	46.10%	48.82%	76.81%	100.82%	54.47%	107.12%
2.13	Per Member Per Month															
2.13	Allowed Claims	\$496.42	\$728.52	\$655.64	\$682.56	\$909.24	\$347.78	\$743.84	\$73.91	\$450.20	\$364.09	\$700.13	\$418.29	\$952.19	\$473.79	\$985.12
2.14	Reinsurance	\$0.00	\$0.00	\$0.00	\$0.00	\$0.00	\$0.00	\$0.00	\$0.00	\$0.00	\$0.00	\$0.00	\$0.00	\$0.00	\$0.00	\$0.00
2.15	Member Cost Sharing	\$86.87	\$63.98	\$88.39	\$79.56	\$124.79	\$114.82	\$125.00	\$64.18	\$120.67	\$110.16	\$73.27	\$131.77	\$129.66	\$137.19	\$84.18
2.16	Cost Sharing Reduction	\$0.00	\$0.00	\$0.00	\$0.00	\$0.00	\$0.00	\$0.00	\$0.00	\$0.00	\$0.00	\$0.00	\$0.00	\$0.00	\$0.00	\$0.00
2.17	Incurred Claims	\$409.54	\$664.54	\$567.24	\$602.99	\$784.45	\$232.96	\$618.85	\$9.73	\$329.53	\$253.94	\$626.86	\$286.52	\$822.52	\$336.61	\$900.95
2.18	Risk Adjustment Transfer Amount	-\$19.08	-\$19.08	-\$19.08	-\$19.08	-\$19.08	-\$19.08	-\$19.08	-\$19.08	-\$19.08	-\$19.08	-\$19.08	-\$19.08	-\$19.08	-\$19.08	-\$19.08
2.19	Premium	\$541.14	\$678.72	\$725.32	\$725.19	\$680.15	\$501.85	\$502.17	\$254.01	\$545.18	\$569.97	\$835.16	\$605.97	\$834.94	\$637.01	\$860.16

Section III: Plan Adjustment Factors

Field #	Section III: Plan Adjustment Factors	16322PA00400006	16322PA00400007	16322PA00400008	16322PA00400010	16322PA00400024	16322PA00400025	16322PA00400026	16322PA00400037	16322PA00400039	16322PA00400040	16322PA00400041	16322PA00400042	16322PA00400043	16322PA00400044
3.1	Plan ID (Standard Component ID)														
3.2	Market Adjusted Index Rate														
3.3	AV and Cost Sharing Design of Plan	0.9597	0.9597	0.9507	0.8239	0.5683	0.6854	0.5376	0.7125	0.5683	0.9507	0.7125	0.8239	0.5683	0.9507
3.4	Provider Network Adjustment	1.1575	1.1575	1.1575	1.1575	1.1575	1.1575	1.1575	1.1575	1.1575	1.1575	1.1575	1.1575	1.1575	1.1575
3.5	Benefits in Addition to EHB	1.0017	1.0017	1.0017	1.0017	1.0017	1.0017	1.0017	1.0017	1.0017	1.0017	1.0017	1.0017	1.0017	1.0017
3.6	Administrative Costs														
3.6	Administrative Expense	12.13%	12.13%	12.13%	12.13%	12.13%	12.13%	12.13%	12.13%	12.13%	12.13%	12.13%	12.13%	12.13%	12.13%
3.7	Taxes and Fees	0.09%	0.09%	0.09%	0.09%	0.09%	0.09%	0.09%	0.09%	0.09%	0.09%	0.09%	0.09%	0.09%	0.09%
3.8	Profit & Risk Load	0.00%	0.00%	0.00%	0.00%	0.00%	0.00%	0.00%	0.00%	0.00%	0.00%	0.00%	0.00%	0.00%	0.00%
3.9	Catastrophic Adjustment	1.0000	1.0000	1.0000	1.0000	1.0000	1.0000	1.0000	1.0000	1.0000	1.0000	1.0000	1.0000	1.0000	1.0000
3.10	Plan Adjusted Index Rate	\$763.00	\$763.00	\$755.84	\$655.03	\$451.82	\$544.92	\$427.41	\$566.47	\$451.82	\$755.84	\$566.47	\$655.03	\$451.82	\$755.84
3.11	Age Calibration Factor	0.5276													
3.12	Geographic Calibration Factor	0.9991													
3.13	Tobacco Calibration Factor	0.9982													
3.14	Calibrated Plan Adjusted Index Rate	\$401.47	\$401.47	\$397.71	\$344.66	\$237.74	\$286.72	\$224.89	\$298.06	\$237.74	\$397.71	\$298.06	\$344.66	\$237.74	\$397.71

Section IV: Projected Plan Level Information

Field #	Section IV: Projected Plan Level Information	Total	16322PA00400006	16322PA00400007	16322PA00400008	16322PA00400010	16322PA00400024	16322PA00400025	16322PA00400026	16322PA00400037	16322PA00400039	16322PA00400040	16322PA00400041	16322PA00400042	16322PA00400043	16322PA00400044
4.1	Plan ID (Standard Component ID)															
4.2	Allowed Claims	\$792,177,196	\$0	\$0	\$25,082,053	\$103,169,149	\$33,821,611	\$4,758,948	\$401,238	\$32,178,803	\$25,255,642	\$10,415,429	\$2,934,901	\$15,230,654	\$0	\$0
4.3	Reinsurance	\$36,473,466	\$0	\$0	\$936,048	\$4,047,943	\$1,440,760	\$196,332	\$17,187	\$1,315,491	\$1,075,860	\$388,698	\$119,981	\$597,590	\$0	\$0
4.4	Member Cost Sharing	\$215,324,964	\$0	\$0	\$6,748,549	\$19,351,602	\$13,244,005	\$1,376,978	\$168,990	\$8,621,718	\$9,889,708	\$2,802,363	\$786,353	\$2,856,838	\$0	\$0
4.5	Cost Sharing Reduction	\$0	\$0	\$0	\$0	\$0	\$0	\$0	\$0	\$0	\$0	\$0	\$0	\$0	\$0	\$0
4.6	Incurred Claims	\$540,378,766	\$0	\$0	\$17,397,457	\$79,769,604	\$19,136,847	\$3,185,638	\$215,060	\$22,241,594	\$14,290,075	\$7,224,368	\$2,028,568	\$11,776,226	\$0	\$0
4.7	Risk Adjustment Transfer Amount	-\$25,278,705	\$0	\$0	-\$648,748	-\$2,805,512	-\$998,549	-\$136,072	-\$11,912	-\$911,729	-\$745,647	-\$269,395	-\$83,155	-\$414,172	\$0	\$0
4.8	Premium	\$704,736,026	\$0	\$0	\$25,689,130	\$96,267,350	\$23,634,092	\$3,884,309	\$266,745	\$27,056,127	\$17,648,307	\$10,667,520	\$2,467,682	\$14,211,755	\$0	\$0
4.9	Projected Member Months	1,324,200	0	0	33,984	146,964	52,308	7,128	624	47,760	39,060	14,112	4,356	21,696	0	0
4.10	Loss Ratio	79.53%	#DIV/0!	#DIV/0!	69.48%	85.35%	84.99%	84.39%	85.07%	84.54%	69.48%	85.07%	85.35%	#DIV/0!	#DIV/0!	#DIV/0!
4.11	Per Member Per Month															
4.11	Allowed Claims	\$598.23	#DIV/0!	#DIV/0!	\$738.05	\$702.00	\$646.59	\$667.64	\$643.01	\$673.76	\$646.59	\$738.05	\$673.76	\$702.00	#DIV/0!	#DIV/0!
4.12	Reinsurance	\$27.54	#DIV/0!	#DIV/0!	\$27.54	\$27.54	\$27.54	\$27.54	\$27.54	\$27.54	\$27.54	\$27.54	\$27.54	\$27.54	#DIV/0!	#DIV/0!
4.13	Member Cost Sharing	\$162.61	#DIV/0!	#DIV/0!	\$198.58	\$131.68	\$253.19	\$193.18	\$270.82	\$180.52	\$253.19	\$198.58	\$131.68	\$253.19	#DIV/0!	#DIV/0!
4.14	Cost Sharing Reduction	\$0.00	#DIV/0!	#DIV/0!	\$0.00	\$0.00	\$0.00	\$0.00	\$0.00	\$0.00	\$0.00	\$0.00	\$0.00	\$0.00	#DIV/0!	#DIV/0!
4.15	Incurred Claims	\$408.08	#DIV/0!	#DIV/0!	\$511.93	\$542.78	\$365.85	\$446.92	\$344.65	\$465.70	\$365.85	\$511.93	\$465.70	\$542.78	#DIV/0!	#DIV/0!
4.16	Risk Adjustment Transfer Amount	-\$19.09	#DIV/0!	#DIV/0!	-\$19.09	-\$19.09	-\$19.09	-\$19.09	-\$19.09	-\$19.09	-\$19.09	-\$19.09	-\$19.09	-\$19.09	#DIV/0!	#DIV/0!
4.17	Premium	\$532.20	#DIV/0!	#DIV/0!	\$755.92	\$655.04	\$451.83	\$544.94	\$427.48	\$566.50	\$451.83	\$755.92	\$566.50	\$655.04	#DIV/0!	#DIV/0!

the Add Product button or Ctrl + Shift + P.
Add Plan button or Ctrl + Shift + L.

ct Name/Product ID field and select the Remove Product button or Ctrl + Shift + Q.
e/Plan ID field and select the Remove Plan button or Ctrl + Shift + A.



																		Indivi 16322
Advantage Silver 16322PA0040045	Advantage Gold 16322PA0040046	Gold HSA 16322PA0040047	Silver \$1,500/\$75 16322PA0040048	Silver \$6,800/\$0- 16322PA0040049	Silver \$0/\$85- 16322PA0050029	Silver \$2,000/\$80 16322PA0050030	Silver \$3,500/\$40 16322PA0050031	Gold \$1,000/\$10- 16322PA0050033	Bronze \$6,700/\$0 16322PA0050100	Bronze \$6,700/\$0 16322PA0050101	Silver \$0/\$85- 16322PA0050102	Silver \$2,000/\$80 16322PA0050103	Silver \$3,500/\$40 16322PA0050104	Silver HSA 16322PA0050105	Gold \$1,000/\$10- 16322PA0050106	Silver HSA 16322PA0050108	Catastrophic 16322PA0050111	Catastrophic 16322PA0050112
Silver 0.713	Gold 0.819	Gold 0.765	Silver 0.715	Silver 0.719	Silver 0.683	Silver 0.705	Silver 0.719	Gold 0.812	Bronze 0.617	Bronze 0.617	Silver 0.683	Silver 0.705	Silver 0.719	Silver 0.714	Gold 0.812	Silver 0.714	Catastrophic 0.611	Catastrophic 0.611
Terminated PPO	Terminated PPO	Renewing PPO	New PPO	New PPO	Terminated EPO	Terminated EPO	Renewing EPO	Renewing EPO	Renewing EPO	Renewing EPO	Terminated EPO	Terminated EPO	Renewing EPO	Renewing EPO	Renewing EPO	Renewing EPO	Renewing EPO	Renewing EPO
No 1/1/2022 0.00%	No 1/1/2022 0.00%	Yes 1/1/2022 -0.96%	Yes 1/1/2022 0.00%	Yes 1/1/2022 0.00%	No 1/1/2022 0.00%	No 1/1/2022 0.00%	Yes 1/1/2022 2.20%	Yes 1/1/2022 -2.31%	Yes 1/1/2022 0.23%	Yes 1/1/2022 0.23%	No 1/1/2022 0.00%	No 1/1/2022 0.00%	Yes 1/1/2022 2.20%	No 1/1/2022 -0.93%	Yes 1/1/2022 -2.31%	No 1/1/2022 -0.93%	Yes 1/1/2022 -0.17%	Yes 1/1/2022 -0.17%
																		-0.6
																		-0.41%

16322PA0040045	16322PA0040046	16322PA0040047	16322PA0040048	16322PA0040049	16322PA0050029	16322PA0050030	16322PA0050031	16322PA0050033	16322PA0050100	16322PA0050101	16322PA0050102	16322PA0050103	16322PA0050104	16322PA0050105	16322PA0050106	16322PA0050108	16322PA0050111	16322PA0050112
\$278,046	\$5,793,630	\$0	\$0	\$0	\$15,435,100	\$14,894,777	\$25,459,130	\$55,268,634	\$19,752,411	\$12,831,714	\$24,478,250	\$21,120,635	\$38,065,177	\$4,222,876	\$75,544,035	\$2,970,016	\$138,089	\$223,215
\$0	\$0	\$0	\$0	\$0	\$0	\$0	\$0	\$0	\$0	\$0	\$0	\$0	\$0	\$0	\$0	\$0	\$0	\$0
\$74,030	\$446,729	\$0	\$0	\$0	\$1,726,279	\$1,970,735	\$3,740,646	\$9,749,960	\$7,794,480	\$5,466,169	\$2,773,117	\$2,945,019	\$5,362,354	\$1,040,311	\$11,887,895	\$836,999	\$73,708	\$77,562
\$0	\$0	\$0	\$0	\$0	\$0	\$0	\$0	\$0	\$0	\$0	\$0	\$0	\$0	\$0	\$0	\$0	\$0	\$0
\$204,016	\$5,346,901	\$0	\$0	\$0	\$13,708,820	\$12,924,042	\$21,718,484	\$45,518,674	\$11,957,931	\$7,365,545	\$21,705,133	\$18,175,616	\$32,702,823	\$3,182,565	\$63,656,140	\$2,133,017	\$64,381	\$145,652
-\$9,123	-\$58,896	\$0	\$0	\$0	-\$681,828	-\$559,761	-\$1,174,448	-\$2,060,371	-\$1,777,456	-\$1,219,546	-\$1,091,181	-\$920,657	-\$1,807,763	-\$212,682	-\$2,527,933	-\$174,188	-\$36,147	-\$23,742
\$383,811	\$2,665,388	\$0	\$0	\$0	\$18,575,154	\$16,058,043	\$33,911,233	\$58,070,340	\$32,479,606	\$23,764,360	\$27,842,543	\$24,886,261	\$48,940,605	\$4,122,601	\$67,250,684	\$3,393,935	\$360,692	\$243,078
478	3,086	0	0	0	35,726	29,330	61,538	107,958	93,134	63,901	57,175	48,240	94,722	11,144	132,457	9,127	1,894	1,244
99	571	304	0	0	3,030	1,959	3,625	11,340	5,132	4,957	3,004	5,205	999	14,298	708	194	115	
\$833.86	\$979.79	\$509.88	\$0.00	\$0.00	\$560.34	\$592.34	\$609.31	\$512.89	\$318.30	\$342.47	\$522.77	\$563.64	\$572.47	\$367.88	\$487.98	\$385.44	\$173.58	\$182.46
54.45%	205.14%	#DIV/0!	#DIV/0!	#DIV/0!	76.61%	83.39%	66.34%	81.27%	38.95%	32.67%	81.14%	75.84%	69.38%	81.40%	98.35%	66.25%	19.84%	66.41%

\$581.69	\$1,877.39	#DIV/0!	#DIV/0!	#DIV/0!	\$432.04	\$507.83	\$413.71	\$511.95	\$212.09	\$200.81	\$428.13	\$437.82	\$401.86	\$378.94	\$570.33	\$325.41	\$72.91	\$179.43
\$0.00	\$0.00	#DIV/0!	#DIV/0!	#DIV/0!	\$0.00	\$0.00	\$0.00	\$0.00	\$0.00	\$0.00	\$0.00	\$0.00	\$0.00	\$0.00	\$0.00	\$0.00	\$0.00	\$0.00
\$154.87	\$144.76	#DIV/0!	#DIV/0!	#DIV/0!	\$48.32	\$67.19	\$60.79	\$90.31	\$83.69	\$85.54	\$48.50	\$61.05	\$56.61	\$93.35	\$89.75	\$91.71	\$38.92	\$62.35
\$0.00	\$0.00	#DIV/0!	#DIV/0!	#DIV/0!	\$0.00	\$0.00	\$0.00	\$0.00	\$0.00	\$0.00	\$0.00	\$0.00	\$0.00	\$0.00	\$0.00	\$0.00	\$0.00	\$0.00
\$426.81	\$1,732.63	#DIV/0!	#DIV/0!	#DIV/0!	\$383.72	\$440.64	\$352.93	\$421.63	\$128.39	\$115.26	\$379.63	\$376.77	\$345.25	\$285.59	\$480.58	\$233.70	\$33.99	\$117.08
-\$19.08	-\$19.08	#DIV/0!	#DIV/0!	#DIV/0!	-\$19.08	-\$19.08	-\$19.08	-\$19.08	-\$19.08	-\$19.08	-\$19.08	-\$19.08	-\$19.08	-\$19.08	-\$19.08	-\$19.08	-\$19.08	-\$19.08
\$802.95	\$863.70	#DIV/0!	#DIV/0!	#DIV/0!	\$519.93	\$547.50	\$551.06	\$537.90	\$348.74	\$371.89	\$486.97	\$515.88	\$516.68	\$369.94	\$507.72	\$371.86	\$190.44	\$195.40

16322PA0040045	16322PA0040046	16322PA0040047	16322PA0040048	16322PA0040049	16322PA0050029	16322PA0050030	16322PA0050031	16322PA0050033	16322PA0050100	16322PA0050101	16322PA0050102	16322PA0050103	16322PA0050104	16322PA0050105	16322PA0050106	16322PA0050108	16322PA0050111	16322PA0050112
0.7125	0.8239	0.7151	0.9597	0.9926	0.9214	0.9214	0.9181	0.7946	0.5519	0.5519	0.9214	0.9214	0.9181	0.6642	0.7946	0.6642	0.5217	0.5217
1.1575	1.1575	1.1575	1.1575	1.1575	0.9545	0.9545	0.9545	0.9030	0.9030	0.9030	0.9030	0.9030	0.9030	0.9030	0.9030	0.9545	0.9030	0.9545
1.0017	1.0017	1.0017	1.0017	1.0017	1.0017	1.0017	1.0017	1.0017	1.0017	1.0017	1.0017	1.0017	1.0017	1.0017	1.0017	1.0017	1.0017	1.0017
12.13%	12.13%	12.13%	12.13%	12.13%	12.13%	12.13%	12.13%	12.13%	12.13%	12.13%	12.13%	12.13%	12.13%	12.13%	12.13%	12.13%	12.13%	12.13%
0.09%	0.09%	0.09%	0.09%	0.09%	0.09%	0.09%	0.09%	0.09%	0.09%	0.09%	0.09%	0.09%	0.09%	0.09%	0.09%	0.09%	0.09%	0.09%
0.00%	0.00%	0.00%	0.00%	0.00%	0.00%	0.00%	0.00%	0.00%	0.00%	0.00%	0.00%	0.00%	0.00%	0.00%	0.00%	0.00%	0.00%	0.00%
1.0000	1.0000	1.0000	1.0000	1.0000	1.0000	1.0000	1.0000	1.0000	1.0000	1.0000	1.0000	1.0000	1.0000	1.0000	1.0000	1.0000	1.0000	1.0000
\$566.47	\$655.03	\$568.53	\$763.00	\$789.16	\$604.08	\$604.08	\$601.91	\$520.95	\$342.31	\$361.83	\$571.48	\$571.48	\$569.44	\$411.96	\$492.84	\$435.45	\$323.58	\$342.03

																		0.5276
																		0.9991
																		0.9982
\$298.06	\$344.66	\$299.15	\$401.47	\$415.24	\$317.85	\$317.85	\$316.71	\$274.11	\$180.11	\$190.39	\$300.70	\$300.70	\$299.62	\$216.76	\$259.32	\$229.13	\$170.26	\$179.97

16322PA0040045	16322PA0040046	16322PA0040047	16322PA0040048	16322PA0040049	16322PA0050029	16322PA0050030	16322PA0050031	16322PA0050033	16322PA0050100	16322PA0050101	16322PA0050102	16322PA0050103	16322PA0050104	16322PA0050105	16322PA0050106	16322PA0050108	16322PA0050111	16322PA0050112
\$0	\$0	\$2,460,118	\$41,348,910	\$468,299	\$0	\$0	\$26,132,460	\$77,897,050	\$46,279,229	\$32,731,936	\$0	\$0	\$36,179,568	\$6,201,624	\$92,915,670	\$4,645,875	\$1,165,123	\$730,066
\$0	\$0	\$100,480	\$1,537,604	\$17,187	\$0	\$0	\$1,198,154	\$3,748,157	\$2,535,129	\$1,696,256	\$0	\$0	\$1,753,437	\$330,195	\$4,725,851	\$234,012	\$64,122	\$38,010
\$0	\$0	\$654,124	\$10,949,089	\$116,848	\$0	\$0	\$7,445,067	\$16,169,804	\$18,847,883	\$13,330,552	\$0	\$0	\$10,307,462	\$1,901,431	\$19,287,357	\$1,424,435	\$509,205	\$319,068
\$0	\$0	\$0	\$0	\$0	\$0	\$0	\$0	\$0	\$0	\$0	\$0	\$0	\$0	\$0	\$0	\$0	\$0	\$0
\$0	\$0	\$1,705,515	\$28,862,218	\$334,264	\$0	\$0	\$17,489,238	\$57,979,089	\$24,896,217	\$17,705,128	\$0	\$0	\$24,118,670	\$3,969,998	\$68,902,462	\$2,987,428	\$591,796	\$372,987
\$0	\$0	-\$69,640	-\$1,065,669	-\$11,912	\$0	\$0	-\$830,406	-\$2,597,739	-\$1,757,025	-\$1,175,626	\$0	\$0	-\$1,215,256	-\$228,848	-\$3,275,351	-\$162,187	-\$44,441	-\$26,344
\$0	\$0	\$2,074,247	\$42,596,600	\$492,458	\$0	\$0	\$26,185,002	\$70,895,876	\$31,505,850	\$22,283,160	\$0	\$0	\$36,252,311	\$4,938,921	\$84,564,663	\$3,699,935	\$753,344	\$472,045
0	0	3,648	55,824	624	0	0	43,500	136,080	92,040	61,584	0	0	63,660	11,988	171,576	8,496	2,328	1,380
#DIV/0!	#DIV/0!	85.08%	69.50%	69.56%	#DIV/0!	#DIV/0!	68.98%	84.89%	83.69%	83.88%	#DIV/0!	#DIV/0!	68.84%	84.29%	84.44%	84.44%	83.48%	83.69%

#DIV/0!	#DIV/0!	\$674.37	\$740.70	\$750.48	#DIV/0!	#DIV/0!	\$600.75	\$572.44	\$502.82	\$531.50	#DIV/0!	#DIV/0!	\$568.32	\$517.32	\$541.54	\$546.83	\$500.48	\$529.03
#DIV/0!	#DIV/0!	\$27.54	\$27.54	\$27.54	#DIV/0!	#DIV/0!	\$27.54	\$27.54	\$27.54	\$27.54	#DIV/0!	#DIV/0!	\$27.54	\$27.54	\$27.54	\$27.54	\$27.54	\$27.54
#DIV/0!	#DIV/0!	\$179.31	\$196.14	\$187.26	#DIV/0!	#DIV/0!	\$171.15	\$118.83	\$204.78	\$216.46	#DIV/0!	#DIV/0!	\$161.91	\$112.41	\$167.66	\$218.73	\$231.21	\$231.21
#DIV/0!	#DIV/0!	\$0.00	\$0.00	\$0.00	#DIV/0!	#DIV/0!	\$0.00	\$0.00	\$0.00	\$0.00	#DIV/0!	#DIV/0!	\$0.00	\$0.00	\$0.00	\$0.00	\$0.00	\$0.00
#DIV/0!	#DIV/0!	\$467.52	\$517.02	\$535.68	#DIV/0!	#DIV/0!	\$402.05	\$426.07	\$270.49	\$287.50	#DIV/0!	#DIV/0!	\$378.87	\$331.16	\$401.59	\$351.63	\$254.21	\$270.28
#DIV/0!	#DIV/0!	-\$19.09	-\$19.09	-\$19.09	#DIV/0!	#DIV/0!	-\$19.09	-\$19.09	-\$19.09	-\$19.09	#DIV/0!	#DIV/0!	-\$19.09	-\$19.09	-\$19.09	-\$19.09	-\$19.09	-\$19.09
#DIV/0!	#DIV/0!	\$568.60	\$763.05	\$789.20	#DIV/0!	#DIV/0!	\$601.95	\$520.99	\$342.31	\$361.83	#DIV/0!	#DIV/0!	\$569.47	\$411.99	\$492.87	\$435.49	\$323.60	\$342.06

ual EPO													
PA005													
Silver \$3,000/\$50	Silver \$3,000/\$50	Gold HSA	Gold HSA	Silver \$1,500/\$75	Silver \$6,800/\$0	Silver \$4,500/\$0	Silver \$1,500/\$75	Silver \$6,800/\$0	Silver \$4,500/\$0	Advantage Silver	Advantage Gold	Advantage Bronze	Advantage Silver
16322PA0050120	16322PA0050121	16322PA0050124	16322PA0050125	16322PA0050126	16322PA0050127	16322PA0050128	16322PA0050129	16322PA0050130	16322PA0050131	16322PA0050117	16322PA0050118	16322PA0050119	16322PA0050123
Silver	Silver	Gold	Gold	Silver	Silver	Silver	Silver	Silver	Silver	Silver	Gold	Bronze	Silver
0.720	0.720	0.765	0.765	0.715	0.719	0.661	0.715	0.719	0.661	0.715	0.820	0.620	0.716
Renewing	Renewing	Renewing	Renewing	New	New	New	New	New	New	Terminated	Terminated	Terminated	Terminated
EPO	EPO	EPO	EPO	EPO	EPO	EPO	EPO	EPO	EPO	EPO	EPO	EPO	EPO
No	No	Yes	Yes	Yes	Yes	Yes	Yes	Yes	Yes	No	No	No	No
1/1/2022	1/1/2022	1/1/2022	1/1/2022	1/1/2022	1/1/2022	1/1/2022	1/1/2022	1/1/2022	1/1/2022	1/1/2022	1/1/2022	1/1/2022	1/1/2022
-0.04%	-0.04%	-0.93%	-0.93%	0.00%	0.00%	0.00%	0.00%	0.00%	0.00%	0.00%	0.00%	0.00%	0.00%

16%

16322PA0050120	16322PA0050121	16322PA0050124	16322PA0050125	16322PA0050126	16322PA0050127	16322PA0050128	16322PA0050129	16322PA0050130	16322PA0050131	16322PA0050117	16322PA0050118	16322PA0050119	16322PA0050123
\$22,101,483	\$21,005,999	\$0	\$0	\$0	\$0	\$0	\$0	\$0	\$0	\$10,452,849	\$5,227,599	\$4,675,372	\$872,893
\$0	\$0	\$0	\$0	\$0	\$0	\$0	\$0	\$0	\$0	\$0	\$0	\$0	\$0
\$6,233,520	\$6,449,670	\$0	\$0	\$0	\$0	\$0	\$0	\$0	\$0	\$655,569	\$634,195	\$1,199,162	\$192,208
\$0	\$0	\$0	\$0	\$0	\$0	\$0	\$0	\$0	\$0	\$0	\$0	\$0	\$0
\$15,867,962	\$14,556,330	\$0	\$0	\$0	\$0	\$0	\$0	\$0	\$0	\$9,797,280	\$4,593,404	\$3,476,209	\$680,685
-\$1,339,113	-\$1,582,580	\$0	\$0	\$0	\$0	\$0	\$0	\$0	\$0	-\$203,006	-\$117,201	-\$179,169	-\$27,501
\$29,158,973	\$31,738,636	\$0	\$0	\$0	\$0	\$0	\$0	\$0	\$0	\$8,906,003	\$5,628,076	\$5,605,028	\$1,040,596
70,166	82,923	0	0	0	0	0	0	0	0	10,637	6,141	9,388	1,441
5,255	6,178	402	297	0	0	0	0	0	0	0	0	0	0
\$420.25	\$388.29	\$381.01	\$375.84	\$0.00	\$0.00	\$0.00	\$0.00	\$0.00	\$0.00	\$0.00	\$0.00	\$0.00	\$0.00
57.04%	48.27%	#DIV/0!	#DIV/0!	#DIV/0!	#DIV/0!	#DIV/0!	#DIV/0!	#DIV/0!	#DIV/0!	112.57%	83.35%	64.07%	67.19%

\$314.99	\$253.32	#DIV/0!	#DIV/0!	#DIV/0!	#DIV/0!	#DIV/0!	#DIV/0!	#DIV/0!	#DIV/0!	\$982.69	\$851.26	\$498.02	\$605.75
\$0.00	\$0.00	#DIV/0!	#DIV/0!	#DIV/0!	#DIV/0!	#DIV/0!	#DIV/0!	#DIV/0!	#DIV/0!	\$0.00	\$0.00	\$0.00	\$0.00
\$88.84	\$77.78	#DIV/0!	#DIV/0!	#DIV/0!	#DIV/0!	#DIV/0!	#DIV/0!	#DIV/0!	#DIV/0!	\$61.63	\$103.27	\$127.73	\$133.39
\$0.00	\$0.00	#DIV/0!	#DIV/0!	#DIV/0!	#DIV/0!	#DIV/0!	#DIV/0!	#DIV/0!	#DIV/0!	\$0.00	\$0.00	\$0.00	\$0.00
\$226.15	\$175.54	#DIV/0!	#DIV/0!	#DIV/0!	#DIV/0!	#DIV/0!	#DIV/0!	#DIV/0!	#DIV/0!	\$921.06	\$747.99	\$370.28	\$472.37
-\$19.08	-\$19.08	#DIV/0!	#DIV/0!	#DIV/0!	#DIV/0!	#DIV/0!	#DIV/0!	#DIV/0!	#DIV/0!	-\$19.08	-\$19.08	-\$19.08	-\$19.08
\$415.57	\$382.75	#DIV/0!	#DIV/0!	#DIV/0!	#DIV/0!	#DIV/0!	#DIV/0!	#DIV/0!	#DIV/0!	\$837.27	\$916.48	\$597.04	\$722.13

16322PA0050120	16322PA0050121	16322PA0050124	16322PA0050125	16322PA0050126	16322PA0050127	16322PA0050128	16322PA0050129	16322PA0050130	16322PA0050131	16322PA0050117	16322PA0050118	16322PA0050119	16322PA0050123
0.6916	0.6916	0.6930	0.6930	0.9214	0.9606	0.7752	0.9214	0.9606	0.7752	0.0000	0.0000	0.0000	0.0000
0.9545	0.9030	0.9030	0.9545	0.9030	0.9030	0.9030	0.9545	0.9545	0.9545	0.0000	0.0000	0.0000	0.0000
1.0017	1.0017	1.0017	1.0017	1.0017	1.0017	1.0017	1.0017	1.0017	1.0017	0.0000	0.0000	0.0000	0.0000
12.13%	12.13%	12.13%	12.13%	12.13%	12.13%	12.13%	12.13%	12.13%	12.13%	0.00%	0.00%	0.00%	0.00%
0.09%	0.09%	0.09%	0.09%	0.09%	0.09%	0.09%	0.09%	0.09%	0.09%	0.00%	0.00%	0.00%	0.00%
0.00%	0.00%	0.00%	0.00%	0.00%	0.00%	0.00%	0.00%	0.00%	0.00%	0.00%	0.00%	0.00%	0.00%
1.0000	1.0000	1.0000	1.0000	1.0000	1.0000	1.0000	1.0000	1.0000	1.0000	0.0000	0.0000	0.0000	0.0000
\$453.42	\$428.95	\$429.82	\$454.34	\$571.48	\$595.80	\$480.81	\$604.08	\$629.78	\$508.23	\$0.00	\$0.00	\$0.00	\$0.00

\$238.58	\$225.71	\$226.16	\$239.06	\$300.70	\$313.49	\$252.99	\$317.85	\$331.37	\$267.42	\$0.00	\$0.00	\$0.00	\$0.00

16322PA0050120	16322PA0050121	16322PA0050124	16322PA0050125	16322PA0050126	16322PA0050127	16322PA0050128	16322PA0050129	16322PA0050130	16322PA0050131	16322PA0050117	16322PA0050118	16322PA0050119	16322PA0050123
\$34,788,130	\$38,691,180	\$2,518,852	\$1,967,104	\$54,363,522	\$360,689	\$335,459	\$36,012,043	\$381,265	\$354,596	\$0	\$0	\$0	\$0
\$1,736,910	\$2,041,985	\$132,871	\$98,166	\$2,631,312	\$17,187	\$17,187	\$1,648,991	\$17,187	\$17,187	\$0	\$0	\$0	\$0
\$9,893,263	\$11,003,236	\$713,370	\$557,108	\$15,400,819	\$95,360	\$121,344	\$10,201,968	\$100,800	\$128,267	\$0	\$0	\$0	\$0
\$0	\$0	\$0	\$0	\$0	\$0	\$0	\$0	\$0	\$0	\$0	\$0	\$0	\$0
\$23,157,957	\$25,645,959	\$1,672,611	\$1,311,830	\$36,331,391	\$248,141	\$196,928	\$24,161,083	\$263,278	\$209,142	\$0	\$0	\$0	\$0
-\$1,203,802	-\$1,415,241	-\$92,089	-\$68,036	-\$1,823,686	-\$11,912	-\$11,912	-\$1,142,868	-\$11,912	-\$11,912	\$0	\$0	\$0	\$0
\$28,592,616	\$31,800,561	\$2,073,659	\$1,619,429	\$54,595,015	\$371,782	\$300,021	\$36,165,390	\$392,991	\$317,136	\$0	\$0	\$0	\$0
63.060	74.136	4.824	3.564	95.532	624	624	59,868	624	624	0	0	0	0
84.55%	84.40%	84.41%	84.56%	68.85%	68.95%	68.35%	68.99%	69.09%	68.52%	#DIV/0!	#DIV/0!	#DIV/0!	#DIV/0!

\$551.67	\$521.89	\$522.15	\$551.94	\$569.06	\$578.03	\$537.60	\$601.52	\$611.00	\$568.26	#DIV/0!	#DIV/0!	#DIV/0!	#DIV/0!
\$27.54	\$27.54	\$27.54	\$27.54	\$27.54	\$27.54	\$27.54	\$27.54	\$27.54	\$27.54	#DIV/0!	#DIV/0!	#DIV/0!	#DIV/0!
\$156.89	\$148.42	\$147.88	\$156.32	\$161.21	\$152.82	\$194.46	\$170.41	\$161.54	\$205.56	#DIV/0!	#DIV/0!	#DIV/0!	#DIV/0!
\$0.00	\$0.00	\$0.00	\$0.00	\$0.00	\$0.00	\$0.00	\$0.00	\$0.00	\$0.00	#DIV/0!	#DIV/0!	#DIV/0!	#DIV/0!
\$367.24	\$345.93	\$346.73	\$368.08	\$380.31	\$397.66	\$315.59	\$403.57	\$421.92	\$335.16	#DIV/0!	#DIV/0!	#DIV/0!	#DIV/0!
-\$19.09	-\$19.09	-\$19.09	-\$19.09	-\$19.09	-\$19.09	-\$19.09	-\$19.09	-\$19.09	-\$19.09	#DIV/0!	#DIV/0!	#DIV/0!	#DIV/0!
\$453.42	\$428.95	\$429.86	\$454.39	\$571.48	\$595.80	\$480.80	\$604.09	\$629.79	\$508.23	#DIV/0!	#DIV/0!	#DIV/0!	#DIV/0!

Rating Area Data Collection

Specify the total number of Rating Areas in your State by selecting the Create Rating Areas button or Ctrl + Shift + R.

Select only the Rating Areas you are offering plans within and add a factor for each area.

To validate, select the Validate button or Ctrl + Shift + I.

To finalize, select the Finalize button or Ctrl + Shift + F.

Rating Area	Rating Factor
Rating Area 1	0.9660
Rating Area 2	1.1650
Rating Area 3	1.2799
Rating Area 4	0.9660
Rating Area 5	0.9660
Rating Area 6	1.4311
Rating Area 7	1.4546
Rating Area 9	1.2737

RFJ Part II – Consumer Friendly Justification

Individual Exchange EPO/PPO Rate Filing

The rate change for UPMC Health Options Individual plans is -1.17% for 2022.

Scope and Range of the Rate Increase

The number of individuals affected by this rate increase is 110,090. The proposed rate increase varies by plan due to various changes made to meet AV requirements on a plan-by-plan basis. The range of the proposed rate change is -3.78% to 4.56%.

Financial Experience of the Product

Premiums	\$	779,278,097
Claims	\$	644,418,582
Administrative expenses	\$	78,291,707
Taxes & fees	\$	16,351,463
Company made (after taxes)	\$	40,216,345

Changes in Medical Service Costs

Cost and utilization increases are expected to increase by approximately 6.30% for 2022.

Changes in Benefits

No changes in benefits contributed significantly to the increase.

Administrative Costs and Anticipated Profits

No major changes in administrative costs are anticipated. A profit margin of 0% is anticipated for 2022.

RFJ Part III: Actuarial Memorandum

General Information

The purpose of this actuarial memorandum is to provide certain information related to a rate submission for the company identified below. The relevant index rate is developed in accordance with federal regulations, and plan specific premiums are generated using the allowable modifiers in accordance with the single risk pool rule.

The following section provides information related to the identification of the company that is submitting this rate filing. Much of this information is also displayed in Table 0 of the PA Actuarial Memorandum Exhibits.

Company Identifying Information:

Company Legal Name: UPMC Health Options, Inc.

NAIC #: 15345

State: PA

HIOS Issuer ID: 16322

Market: Individual

Exchange: On and Off Exchange

Products: PPO, EPO

Effective Date: 1/1/2022

Filing Information:

Rate Filing SERFF Tracking #: UPMC-132801412

Form Filing SERFF Tracking #: UPMC-132820831, UPMC-132820830, UPMC-132820765, UPMC-132820764

Binder SERFF Tracking #: UPMC-PA22-125107551

Rate History:

Historical and proposed rate changes vary by plan due to various changes made to meet AV requirements on a plan-by-plan basis. The values listed below and overall proposed rate change for 2022 are weighted averages of the increase for each plan based on projected enrollment. Please see Table 10 of the PA Actuarial Memorandum Exhibits for a breakdown of plan-by-plan rate increases.

SERFF Tracking #	Year	Rate Change
UPMC-129389350	2014	0.0%
UPMC-129640677	2015	0.0%
UPMC-130071357	2016	9.7%
UPMC-130536844	2017	26.5%

UPMC-131034732	2018	41.2%
UPMC-131495924	2019	2.0%
UPMC-131924266	2020	3.2%
UPMC-132364637	2021	1.3%

Proposed Rate Increase(s)

Reasons for Rate Increase(s):

The proposed rate increase calculated for PPO products in section I, worksheet 2 of the URRT is -0.1%

The proposed rate increase calculated for EPO products in section I, worksheet 2 of the URRT is -0.7%

The major reasons for the increase include the following:

- Increasing cost and utilization trends

Market Experience

Single Risk Pool

The single risk pool consists of members that are anticipated to enroll in ACA-compliant policies offered under the captioned market.

Experience Period Premium and Claims

Paid Through Date:

The reported claims during the experience period have a paid through date of February 2021.

Current Date:

Current enrollment and premium data is reported as of February 15, 2021.

Premiums (net of MLR Rebate) in Experience Period:

Section I, worksheet 1 of the URRT contains calendar year 2020 premium for all non-grandfathered policies in the single risk pool for the captioned company and market. No adjustments were made for MLR rebates as we do not anticipate owing them. HHS cost-sharing is not included in the premium data. Please note that the earned premium is also listed in Table 2 of the PA Actuarial Memorandum Exhibits.

Allowed and Incurred Claims Incurred During the Experience Period:

Section I, worksheet 1 of the URRT contains calendar year 2020 claims experience for all non-grandfathered policies in the single risk pool for the captioned company and market, paid through February 2021. Allowed medical, pharmacy, and pediatric vision claims are pulled directly from our data warehouse. Pediatric dental claims were administered and paid by Dominion Dental during the experience period. We received a separate report from Dominion with the claim detail. We used the standard Development/Completion Factor Method to calculate IBNR. Factors were calculated using our entire block of ACA-related Individual business. The lower-than-expected factor for January 2020 can be attributed to a catastrophic claim that has not yet been paid. Because two months run-out is available the impact of IBNR is minimal.

Month	Completion Factor
1/1/2020	0.9940
2/1/2020	0.9999
3/1/2020	0.9998
4/1/2020	0.9996
5/1/2020	0.9991
6/1/2020	0.9979
7/1/2020	0.9973
8/1/2020	0.9879
9/1/2020	0.9927
10/1/2020	0.9882
11/1/2020	0.9775
12/1/2020	0.9486

Benefit Categories

Medical claims are split into nine categories in our data warehouse. They are mapped into the categories in the URRT as follows:

UPMC Benefit Category	URRT Benefit Category
Inpatient	Inpatient Hospital
Catastrophic	Inpatient Hospital
Outpatient	Outpatient Hospital
Behavioral	Outpatient Hospital
PCP	Professional
Specialist	Professional
Diagnostic	Other Medical
ER	Other Medical
Other	Other Medical
Pediatric Dental	Other Medical
Pediatric Vision	Other Medical

Drug claims are in separate tables and directly mapped into the Prescription Drugs category. Note that services are the unit of measurement used for the Other Medical category. Pediatric dental claims were paid for via capitation during the experience period, but this will no longer be the case beginning with the 2022 plan year when they will be administered and paid by UPMC. Because of this change, pediatric dental claims have been mapped into the Other Medical category within the URRT.

Projection Factors

Trend Factors (cost/utilization):

The overall annual trend used in rate development is 6.30%. Historical allowed claims for our Individual block of ACA-compliant business were used to develop year-over-year trend factors for use in the projected rates. The large enrollment count and consistent makeup of this population make it appropriate for use in trend development for this filing. Service categories were defined to be consistent with the URRT instructions. Please see Tables 3 and 3b of the PA Actuarial Memorandum Exhibits for trend development calculations. Please note

that the minor changes made to benefit designs in order to keep plan actuarial values within the allowed ranges were not significant enough to warrant an adjustment for induced demand with regard to trend, so the induced demand column has been populated with zeroes in Tables 3 and 3b. Changes in provider contracting were considered but were ultimately assumed to have negligible impact on trend. Please see Exhibit 5 of the Supporting Exhibits for trend development. Please note that data for calendar year 2020 in this exhibit was adjusted to remove the effects of COVID-19 using the methodology described in the paragraph below addressing the Change in Other adjustment.

Adjustments to Trended EHB Allowed Claims PMPM

Changes in the Morbidity of the Population Insured:

For 2022, the Pennsylvania Insurance Department has mandated that an adjustment factor of 0.999 is applied to the index rate to reflect the morbidity impact of the state-based reinsurance program in the Individual market. It has also been mandated that the Individual Adjustment factor of 1.01 be applied to the index rate to reflect current uncertainty surrounding the market in 2022 due to the repeal of the Individual Mandate. An additional load of 0.990 has been applied within the overall morbidity adjustment. This load accounts for healthier members that will move into the single risk pool as a result of the expanded subsidization offered under the American Rescue Plan Act.

Changes in Benefits:

No changes were made to the PA EHB Benchmark plan for 2022, so no adjustments were necessary.

Changes in Demographics:

The average age for our experience period Individual risk pool was 45.5 with an average premium factor of 1.90. This is identical to our 2021 experience so far with age 45.5 and premium factor 1.90. The lack of change in factors suggests that the insured population is stable, and no additional adjustment for demographics was deemed necessary.

Other Adjustments:

An adjustment factor of 0.992 has been applied to the index rate to account for changes in network between the experience and projection period populations. Coverage was no longer offered in Crawford and Clearfield counties beginning in 2021 due to changes in service areas, which is not reflected in the experience data. This adjustment factor is used to bring the experience data in line with the characteristics of the provider network included in counties that will continue to be covered under the captioned company in 2022. Please see Exhibit 6 of the Supporting Exhibits for the derivation of this factor.

An adjustment factor of 1.076 has been applied to the index rate in the Change for Other category. This adjustment removes the effects of COVID-19 from the experience period data, bringing the Index Rate of Projection Period in line with expected claims experience for 2022. This factor was derived by determining the ratio of the Index Rate of Experience Period including COVID-19 medical claims adjustments to the Index Rate of Experience Period calculated using the raw, unadjusted data. Please see Exhibit 8 of the Supporting Exhibits for the derivation of this factor. Claims values included in the calculation of the former of these index rates have been adjusted at the medical service category level (no adjustments were applied to pharmacy claims). These service-level adjustments were developed by using trended and seasonality-adjusted 2019 ACA medical claims experience as a baseline for expected 2020 claims experience excluding the effects of COVID-19 and comparing this projected experience to actual claims experience from 2020.

Credibility Manual Rate Development

Source and Appropriateness of Manual Rate Used:

The manual rate was not used as the experience period provided 1,440,422 member months of data, which was deemed fully credible.

Adjustments Made to the Data:

No adjustments were necessary since the rate manual was not used for this filing.

Inclusion of Capitation Payments:

As mentioned above in the Benefit Categories section, pediatric dental claims were paid for via capitation during the experience period, but this will no longer be the case beginning with the 2022 plan year when they will be administered and paid by UPMC.

Credibility of Experience

Based on the large member month count of the experience period data, we believe the experience period data is credible enough to use 100%, as was implemented in prior filings by this company.

Establishing the Index Rate

For this filing, the Index Rate of the Experience Period is calculated from the captioned company's fully-credible experience period EHB claims data for the single risk pool, which is demonstrated in Table 2 of the PA Actuarial Memorandum Exhibits. The Index Rate of the Projection Period is then calculated in Table 5 by first applying two years of 6.30% annual trend to the Index Rate of Experience Period. The adjustments described in the Projection Factors section above were then applied to the trended manual rate to generate the Index Rate of the Projection Period. Please note that the Index Rate of Projection Period of \$597.02 shown in Table 5 does not exactly match the corresponding value shown in section II, worksheet 1 of the URRT. This is due to rounding error that is introduced because of the rounding requirements in the newly re-formatted URRT. The value shown in Table 5 is representative of the actual index rate. Claims for routine foot care and acupuncture were not included in the calculation of the index rates despite being covered during the experience period since they are classified as non-EHBs.

Paid to Allowed Ratio

The Paid to Allowed Average Factor was calculated by taking the weighted average of the company-determined Actuarial Values for all plans using current membership as demonstrated in Table 10 of the PA Actuarial Memorandum Exhibits.

Development of the Market Adjusted Index Rate

The Projected Index Rate is adjusted by adding estimates for Risk Adjustment and Marketplace Fees (with impacts and costs spread across the whole risk pool) to obtain the projected Market Adjusted Index Rate. Derivation of the PMPM values used for the Risk Adjustment, Marketplace Fees adjustments, and projected Reinsurance recoveries are described in the following sections.

Experience Period Risk Adjustment and Reinsurance Adjustments PMPM:

Experience period Risk Adjustment was estimated to be a payment of \$27,483,388 per the Summary Report on Permanent Risk Adjustment Transfers for the 2020 Benefit Year published by CMS on June 30, 2021, which translates to a PMPM of \$19.08. No data for the Transitional Reinsurance Program under PPACA has been included as this program expired at the end of 2016.

Projected Risk Adjustments PMPM:

Projection period Risk Adjustment PMPM has been estimated to be a payment of \$19.09, which is displayed in Table 5. The value entered in section II, worksheet 1 of the URRT was \$24.81 since the calculation of the Market Adjusted Index Rate is done on an allowed claims basis in the URRT. The updated PMPM was derived by taking the original paid PMPM divided by the Paid to Allowed Average Factor. The net amount after accounting for the fee is subtracted from the Index Rate of the Projection Period as part of the calculation of the Market Adjusted Index Rate. For the URRT and Table 5 of the PA Actuarial Memorandum Rate Exhibits, it was entered as a negative number because the calculation subtracts this value. The effect is an increase in premium as additional revenue will be required to cover the anticipated payment.

Exchange User Fees:

The member-weighted average of a 3.0% Marketplace User Fee for Marketplace enrollees combined with 0% for non-Marketplace enrollees calculates to 2.3%. This load is developed based on fees from on-exchange policies, but is spread over all policies uniformly. This translates to a PMPM of \$12.20, which was entered as a positive value in Table 5 since the calculation adds this value. The effect for this adjustment is an increase in premium as additional revenue will be required to cover the anticipated payment. Since the URRT requires the exchange user fee to be listed on an "allowed" basis, the final value included in the URRT was calculated by first taking exchange user fee PMPM of \$12.20 divided by the paid-to-allowed ratio to derive the "allowed" exchange user fee PMPM. This value was then divided by the market adjusted index rate to arrive at the final value of 2.7%.

Estimated Reinsurance Recoveries PMPM:

The index rate was further adjusted by accounting for estimated recoveries from the state-based reinsurance program. Estimated recoveries applied in Table 5 and section II, worksheet 1 of the URRT were \$27.54 PMPM and \$35.80 PMPM, respectively. The value entered in the URRT is different since the calculation of the Market Adjusted Index Rate is done on an allowed claims basis in the URRT. The updated PMPM was derived by taking the original PMPM divided by the Paid to Allowed Average Factor. These values were entered as positive values in Table 5 and the URRT since the calculation subtracts these values. The effect for this adjustment is a decrease in premium as less revenue will be required due to the anticipated recovery.

The estimated recovery of \$27.54 PMPM was derived using data entered into tabs II.a and II.b of the PA Actuarial Memorandum exhibits. Data entered into tab II.a matches the experience period data described in the sections above. Tab II.b was populated by referencing the same source of experience captured in tab II.a, but the

member-level incurred claims were trended forward two years to the projection period and adjusted to remove the effects of COVID-19 before allocating the data to each bin within the continuance table. Annual claims trends of 6.30% and a COVID-19 adjustment factor of 1.076 were applied to estimate the projected member-level claims used to populate tab II.b.

Non-Benefit Expenses and Profit & Risk

Administrative Expense Load:

Administrative costs of 12.1% of premium have been displayed in Table 6 and the URRT. This value has been derived from projected administrative costs for the projection period. These expenses are assumed to be uniform for all plan designs.

Profit & Risk Margin:

The projected profit margin for this company has been decreased from 2% in 2021 to 0% in 2022. This value is listed in both Table 6 and the URRT. The same level of profit margin is expected for each plan included in this filing.

Taxes and Fees:

Taxes and Fees will remain at approximately 0.1% in 2022. This load accounts for the projected Federal Income Tax in 2022. Please note that the Risk Adjustment Administration Fee of \$0.25 PMPM and the projected PCORI Fee of \$0.22 PMPM were included in the Taxes and Fees field in Table 6 and the URRT.

Plan Adjusted Index Rates

Table 10 of the PA Actuarial Memorandum Exhibits has been populated as described in federal and state guidance to develop 2022 Plan Adjusted Index Rates. The allowable modifiers that are used in rate development are described below.

Plan Actuarial Value:

The AV for each plan was determined by the issuer's own pricing model based on experience from UPMC's fully-insured commercial block of business. This model calculates an AV for a given plan by first trending 2019 allowed claims data forward three years to the projection period, calculating paid amounts for each benefit category based on the benefit design of a given plan and projected allowed claims data, and taking the ratio of the total projected paid claims to projected allowed claims. Since the same tool was used for all plans, this eliminates any impact from morbidity at the plan level, and differing rate increases by product type are purely based on differences in benefit design for all plans within a given product.

Benefit Richness (induced demand)

Benefit richness factors were calculated using the formula $(\text{Plan AV})^2 - (\text{Plan AV}) + 1.24$, where (Plan AV) is equal to the product of the Plan AV described above and the Non-Funding of CSR Adjustment described below on a plan-by-plan basis. This formula was prescribed by the Pennsylvania Insurance Department and has been developed to produce induced demand factors that mimic those determined by HHS. The initial factors calculated using this formula were then normalized against projected membership by plan.

Benefits in addition to EHBs

Benefits that will be offered outside EHB include routine foot care and acupuncture. The projected allowed claims for these benefits is \$1.04 PMPM. The adjustment factor of 1.002 included in Table 10 has been derived by adding the aforementioned PMPM to the projected index rate for 2022 and dividing this total by the same index rate, causing the adjustment to be applied uniformly to all plans.

Provider Network

Network factors for 2022 were calculated to reflect cost differentials between networks and to ensure normalization using projected membership as demonstrated in Table 10 of the PA Actuarial Memorandum Exhibits. No major changes in cost differentials between networks are expected for 2022, so the relativities between network factors have been kept the same, and the factors have simply been re-normalized. The current and proposed network factors are also shown in Table 14 of the PA Actuarial Memorandum Exhibits.

Catastrophic Eligibility

No adjustments were made for catastrophic plans. Current enrollment is minimal and not credible.

Non-Funding of CSR Adjustment

To account for the elimination of funding for cost-share reduction subsidies, the Pennsylvania Insurance Department has mandated the rates for all silver plans offered both on and off the Federal Marketplace be increased by a factor of 1.22 in Table 10 of the Actuarial Memorandum Rate Exhibits. Several off-exchange only silver plans have been included for 2022 to minimize disruption to non-subsidized members enrolled in silver plans.

Calibration

Age Curve Calibration:

The average age factor was calculated using our projected ACA-related Individual population with the prescribed HHS Age Factors for 2022. It was assumed this represents the age distribution of the entire single risk-pool. The number of members under each age bracket was multiplied by the corresponding HHS Age Factor. These were then summed and divided by the total number of members to obtain the average age factor. For UPMC's entire block of ACA-compliant Individual business, the average age factor is 1.900 and average age was 45.5 during the experience period. This preliminary age factor is then multiplied by an adjustment factor of 0.997, which accounts for the regulation that prohibits charging for more than three children per family, resulting in a final age calibration factor of 1.895. Please see Exhibit 3 in the Supporting Exhibits for the calculation of this factor.

Geographic Factor Calibration:

The geographic rating areas used within this filing are the same as those defined by the state. To better reflect the varying costs of delivery between each geographical region in which coverage is offered, rating area factors have been updated for 2022. The table below summarizes changes in these factors:

Region	2021	2022
1	0.95	0.97
2	1.15	1.16
3	1.26	1.28
4	0.95	0.97
5	0.95	0.97
6	1.41	1.43
7	1.36	1.45
9	1.20	1.27

The calibration factor of 1.001 was calculated as the weighted average of the geographical factors using projected enrollment for the single risk pool, as shown in Exhibit 4 of the Supporting Exhibits.

Tobacco Use Rating Factor Calibration:

The average tobacco factor was calculated using projected membership, which is assumed to have the same split for tobacco status as current membership. The member-weighted average of a 2.5% load applied for enrollees who qualify as tobacco users combined with a 0% load for non-tobacco users yields an average tobacco factor of 1.002. The derivation of this factor is shown below.

Tobacco Status	Feb 2021 Enrollment Split	Tobacco Factor	Calibration Factor
Non-User	92.7%	1.000	0.927
User	7.3%	1.025	0.075
Total	100.0%		1.002

Consumer Adjusted Premium Rate Development

Table 11 of the PA Actuarial Memorandum Exhibits has been populated as described in federal and state guidance. 2022 rates calculated in this tables were tested to ensure that they match those included in the PA Plan Design Summary and Rate Tables, Federal Rates Template, and the binder. The Plan Adjusted Index Rates are divided by the age calibration factor then multiplied by the specific age, geographic, and tobacco factors shown in Tables 12, 13, and 14 of the PA Actuarial Memorandum Exhibits, respectively, to develop the Consumer Adjusted Premium Rates.

Projected Loss Ratio

The projected period loss ratio, using the federally-prescribed MLR methodology without the credibility adjustment, is 81.2%, as shown in Exhibit 1 of the Supporting Exhibits.

An exhibit displaying historical MLR information is provided in Exhibit 2 of the Supporting Exhibits. Loss ratios in the 'Actual' column have been calculated from data submitted in the most recent three-year MLR filing using the federally-prescribed MLR methodology without the credibility adjustment. Enrollment data in the 'Actual' column ties directly to the historical data included in Table 4 of the PA Actuarial Memorandum Exhibits. Loss ratios and enrollment data in the 'Pricing' columns are projected values taken from each calendar year's approved ACA rate filing.

As shown in Exhibit 2, actual and pricing values are often comparable, yet some differences exist. The actual MLR for 2017 was higher than expected due to claims experience and a risk adjustment transfer that were each less favorable than anticipated along with the fact that the last three months of CSR payments were not received. The pricing MLR for 2018 was lower than usual due to the large 34.3% CSR Defunding Adjustment that was applied to the rates. Enrollment projections were developed based on our anticipated competitive positioning in the market combined with enrollment data available at the time of the filing, and actual experience often played out somewhat differently than expected, especially considering that the captioned company expanded its service area to include several new counties in eastern Pennsylvania for the first time ever during this timespan.

AV Metal Values

Metal values were determined using the final 2022 HHS AV Calculator.

Membership Projections

Membership projections were developed based on our anticipated competitive positioning in the market combined with our current enrollment distribution by plan.

Terminated Plans and Products

Please see Table 10 of the PA Actuarial Memorandum Exhibits for a mapping of all terminated SCIDs to a 2022 plan, where applicable.

Warning Alerts

Several warning messages appear after clicking the validate button in the URRT. These messages highlight the fact that several terminated plans have entries of zero in the current enrollment and premium PMPM fields on worksheet 2 of the URRT. These particular plans were terminated prior to 2020 but have experience in 2019 and therefore must be included in the URRT. It appears that this alert is a new addition to the 2021 version of the URRT since prior versions of the template did not generate such alerts despite similar situations arising with terminated plans in prior rate filings.

Effective Rate Review Information

The Pennsylvania Insurance Department is responsible for conducting effective rate review for all submitted rates.

List of Supporting Exhibits

Supporting exhibits have been included with the rate filing to assist with the review process. Below is a list summarizing the contents of each exhibit.

- Exhibit 1: Derivation of Projection Period MLR
- Exhibit 2: Actual vs Pricing MLR & Member Months
- Exhibit 3: Derivation of Age Calibration Factor
- Exhibit 4: Derivation of Geographical Calibration Factor
- Exhibit 5: Derivation of Annual Trend
- Exhibit 6: Derivation of Change in Network Factor
- Exhibit 7: Derivation of 3-child Cap Adjustment Factor
- Exhibit 8: Derivation of Change in Other Factor
- Exhibit 9: Derivation of Agent/Broker Fees and Commissions
- Exhibit 10: Derivation of COVID-19 Adjustment Factors
- Exhibit 11: Derivation of 2020 Covid-Adjusted Claims Detail by Service Category
- Exhibit 12: Support for Rating Area Factor Changes
- Exhibit 13: Enrollment Data from January - May 2021
- Exhibit 14: Historical Actual & Projected Claims Data
- Exhibit 15: Historical & Projected Financial Gains/Losses

Actuarial Certification

I, [REDACTED], am a Member of the American Academy of Actuaries. I am currently a Manager in the Actuarial Services department for UPMC Health Plan. I certify that:

- All factor, benefit and other changes from the prior approved filing have been disclosed in this actuarial memorandum.
- New plans cannot be considered modifications of existing plans under the uniform modification standards in 45 CFR 147.106.
- The information presented in the PA Actuarial Memorandum and PA Actuarial Memorandum Rate Exhibits is consistent with the information presented in the 2022 Rate Filing Justification.
- The projected Index Rate is:
 - a. In compliance with all applicable state and Federal statutes and regulations (45 CFR 156.80 and 147.102)
 - b. Developed in compliance with the applicable Actuarial Standards of Practice
 - c. Reasonable in relation to the benefits provided and the population anticipated to be covered
 - d. Neither excessive nor deficient
- The Index Rate and only the allowable modifiers as described in 45 CFR 156.80(d)(1) and 156.80(d)(2) were used to generate plan level rates.
- The geographic rating factors reflect only differences in the costs of delivery and do not include differences for population morbidity by geographic area.
- The AV Calculator was used to determine the AV Metal Values shown in Worksheet 2 of the Part I URRT for all plans except those specified in the certification.

9/17/2021

Date

	16322PA0040008	Rating Area 4	Tobacco User/Non-Tobacco User	24	384.20	393.81
	16322PA0040008	Rating Area 4	Tobacco User/Non-Tobacco User	25	385.74	395.38
	16322PA0040008	Rating Area 4	Tobacco User/Non-Tobacco User	26	393.42	403.26
	16322PA0040008	Rating Area 4	Tobacco User/Non-Tobacco User	27	402.64	412.71
	16322PA0040008	Rating Area 4	Tobacco User/Non-Tobacco User	28	417.63	428.07
	16322PA0040008	Rating Area 4	Tobacco User/Non-Tobacco User	29	429.92	440.67
	16322PA0040008	Rating Area 4	Tobacco User/Non-Tobacco User	30	436.07	446.97
	16322PA0040008	Rating Area 4	Tobacco User/Non-Tobacco User	31	445.29	456.42
	16322PA0040008	Rating Area 4	Tobacco User/Non-Tobacco User	32	454.51	465.87
	16322PA0040008	Rating Area 4	Tobacco User/Non-Tobacco User	33	460.27	471.78
	16322PA0040008	Rating Area 4	Tobacco User/Non-Tobacco User	34	466.42	478.08
	16322PA0040008	Rating Area 4	Tobacco User/Non-Tobacco User	35	469.49	481.23
	16322PA0040008	Rating Area 4	Tobacco User/Non-Tobacco User	36	472.57	484.38
	16322PA0040008	Rating Area 4	Tobacco User/Non-Tobacco User	37	475.64	487.53
	16322PA0040008	Rating Area 4	Tobacco User/Non-Tobacco User	38	478.71	490.68
	16322PA0040008	Rating Area 4	Tobacco User/Non-Tobacco User	39	484.86	496.98
	16322PA0040008	Rating Area 4	Tobacco User/Non-Tobacco User	40	491.01	503.28
	16322PA0040008	Rating Area 4	Tobacco User/Non-Tobacco User	41	500.23	512.73
	16322PA0040008	Rating Area 4	Tobacco User/Non-Tobacco User	42	509.07	521.79
	16322PA0040008	Rating Area 4	Tobacco User/Non-Tobacco User	43	521.36	534.39
	16322PA0040008	Rating Area 4	Tobacco User/Non-Tobacco User	44	536.73	550.15
	16322PA0040008	Rating Area 4	Tobacco User/Non-Tobacco User	45	554.78	568.65
	16322PA0040008	Rating Area 4	Tobacco User/Non-Tobacco User	46	576.30	590.71
	16322PA0040008	Rating Area 4	Tobacco User/Non-Tobacco User	47	600.50	615.52
	16322PA0040008	Rating Area 4	Tobacco User/Non-Tobacco User	48	628.17	643.87
	16322PA0040008	Rating Area 4	Tobacco User/Non-Tobacco User	49	655.45	671.83
	16322PA0040008	Rating Area 4	Tobacco User/Non-Tobacco User	50	686.18	703.34
	16322PA0040008	Rating Area 4	Tobacco User/Non-Tobacco User	51	716.53	734.45
	16322PA0040008	Rating Area 4	Tobacco User/Non-Tobacco User	52	749.96	768.71
	16322PA0040008	Rating Area 4	Tobacco User/Non-Tobacco User	53	783.77	803.36
	16322PA0040008	Rating Area 4	Tobacco User/Non-Tobacco User	54	820.27	840.77
	16322PA0040008	Rating Area 4	Tobacco User/Non-Tobacco User	55	856.77	878.19
	16322PA0040008	Rating Area 4	Tobacco User/Non-Tobacco User	56	896.34	918.75
	16322PA0040008	Rating Area 4	Tobacco User/Non-Tobacco User	57	936.30	959.70
	16322PA0040008	Rating Area 4	Tobacco User/Non-Tobacco User	58	978.94	1003.42
	16322PA0040008	Rating Area 4	Tobacco User/Non-Tobacco User	59	1000.07	1025.07
	16322PA0040008	Rating Area 4	Tobacco User/Non-Tobacco User	60	1042.72	1068.79
	16322PA0040008	Rating Area 4	Tobacco User/Non-Tobacco User	61	1079.60	1106.59
	16322PA0040008	Rating Area 4	Tobacco User/Non-Tobacco User	62	1103.81	1131.40
	16322PA0040008	Rating Area 4	Tobacco User/Non-Tobacco User	63	1134.16	1162.51
	16322PA0040008	Rating Area 4	Tobacco User/Non-Tobacco User	64 and over	1152.60	1181.42
	16322PA0040008	Rating Area 5	Tobacco User/Non-Tobacco User	0-14	293.91	293.91
	16322PA0040008	Rating Area 5	Tobacco User/Non-Tobacco User	15	320.04	320.04
	16322PA0040008	Rating Area 5	Tobacco User/Non-Tobacco User	16	330.03	330.03
	16322PA0040008	Rating Area 5	Tobacco User/Non-Tobacco User	17	340.02	340.02
	16322PA0040008	Rating Area 5	Tobacco User/Non-Tobacco User	18	350.77	350.77
	16322PA0040008	Rating Area 5	Tobacco User/Non-Tobacco User	19	361.53	361.53
	16322PA0040008	Rating Area 5	Tobacco User/Non-Tobacco User	20	372.67	372.67
	16322PA0040008	Rating Area 5	Tobacco User/Non-Tobacco User	21	384.20	393.81
	16322PA0040008	Rating Area 5	Tobacco User/Non-Tobacco User	22	384.20	393.81
	16322PA0040008	Rating Area 5	Tobacco User/Non-Tobacco User	23	384.20	393.81
	16322PA0040008	Rating Area 5	Tobacco User/Non-Tobacco User	24	384.20	393.81
	16322PA0040008	Rating Area 5	Tobacco User/Non-Tobacco User	25	385.74	395.38
	16322PA0040008	Rating Area 5	Tobacco User/Non-Tobacco User	26	393.42	403.26
	16322PA0040008	Rating Area 5	Tobacco User/Non-Tobacco User	27	402.64	412.71
	16322PA0040008	Rating Area 5	Tobacco User/Non-Tobacco User	28	417.63	428.07
	16322PA0040008	Rating Area 5	Tobacco User/Non-Tobacco User	29	429.92	440.67
	16322PA0040008	Rating Area 5	Tobacco User/Non-Tobacco User	30	436.07	446.97
	16322PA0040008	Rating Area 5	Tobacco User/Non-Tobacco User	31	445.29	456.42
	16322PA0040008	Rating Area 5	Tobacco User/Non-Tobacco User	32	454.51	465.87
	16322PA0040008	Rating Area 5	Tobacco User/Non-Tobacco User	33	460.27	471.78
	16322PA0040008	Rating Area 5	Tobacco User/Non-Tobacco User	34	466.42	478.08
	16322PA0040008	Rating Area 5	Tobacco User/Non-Tobacco User	35	469.49	481.23
	16322PA0040008	Rating Area 5	Tobacco User/Non-Tobacco User	36	472.57	484.38
	16322PA0040008	Rating Area 5	Tobacco User/Non-Tobacco User	37	475.64	487.53
	16322PA0040008	Rating Area 5	Tobacco User/Non-Tobacco User	38	478.71	490.68
	16322PA0040008	Rating Area 5	Tobacco User/Non-Tobacco User	39	484.86	496.98
	16322PA0040008	Rating Area 5	Tobacco User/Non-Tobacco User	40	491.01	503.28
	16322PA0040008	Rating Area 5	Tobacco User/Non-Tobacco User	41	500.23	512.73
	16322PA0040008	Rating Area 5	Tobacco User/Non-Tobacco User	42	509.07	521.79
	16322PA0040008	Rating Area 5	Tobacco User/Non-Tobacco User	43	521.36	534.39
	16322PA0040008	Rating Area 5	Tobacco User/Non-Tobacco User	44	536.73	550.15
	16322PA0040008	Rating Area 5	Tobacco User/Non-Tobacco User	45	554.78	568.65
	16322PA0040008	Rating Area 5	Tobacco User/Non-Tobacco User	46	576.30	590.71
	16322PA0040008	Rating Area 5	Tobacco User/Non-Tobacco User	47	600.50	615.52
	16322PA0040008	Rating Area 5	Tobacco User/Non-Tobacco User	48	628.17	643.87
	16322PA0040008	Rating Area 5	Tobacco User/Non-Tobacco User	49	655.45	671.83
	16322PA0040008	Rating Area 5	Tobacco User/Non-Tobacco User	50	686.18	703.34
	16322PA0040008	Rating Area 5	Tobacco User/Non-Tobacco User	51	716.53	734.45
	16322PA0040008	Rating Area 5	Tobacco User/Non-Tobacco User	52	749.96	768.71
	16322PA0040008	Rating Area 5	Tobacco User/Non-Tobacco User	53	783.77	803.36
	16322PA0040008	Rating Area 5	Tobacco User/Non-Tobacco User	54	820.27	840.77
	16322PA0040008	Rating Area 5	Tobacco User/Non-Tobacco User	55	856.77	878.19
	16322PA0040008	Rating Area 5	Tobacco User/Non-Tobacco User	56	896.34	918.75
	16322PA0040008	Rating Area 5	Tobacco User/Non-Tobacco User	57	936.30	959.70
	16322PA0040008	Rating Area 5	Tobacco User/Non-Tobacco User	58	978.94	1003.42
	16322PA0040008	Rating Area 5	Tobacco User/Non-Tobacco User	59	1000.07	1025.07
	16322PA0040008	Rating Area 5	Tobacco User/Non-Tobacco User	60	1042.72	1068.79
	16322PA0040008	Rating Area 5	Tobacco User/Non-Tobacco User	61	1079.60	1106.59
	16322PA0040008	Rating Area 5	Tobacco User/Non-Tobacco User	62	1103.81	1131.40
	16322PA0040008	Rating Area 5	Tobacco User/Non-Tobacco User	63	1134.16	1162.51
	16322PA0040008	Rating Area 5	Tobacco User/Non-Tobacco User	64 and over	1152.60	1181.42
	16322PA0040008	Rating Area 6	Tobacco User/Non-Tobacco User	0-14	435.43	435.43
	16322PA0040008	Rating Area 6	Tobacco User/Non-Tobacco User	15	474.14	474.14
	16322PA0040008	Rating Area 6	Tobacco User/Non-Tobacco User	16	488.93	488.93
	16322PA0040008	Rating Area 6	Tobacco User/Non-Tobacco User	17	503.73	503.73
	16322PA0040008	Rating Area 6	Tobacco User/Non-Tobacco User	18	519.67	519.67
	16322PA0040008	Rating Area 6	Tobacco User/Non-Tobacco User	19	535.61	535.61
	16322PA0040008	Rating Area 6	Tobacco User/Non-Tobacco User	20	552.11	552.11
	16322PA0040008	Rating Area 6	Tobacco User/Non-Tobacco User	21	569.19	583.42
	16322PA0040008	Rating Area 6	Tobacco User/Non-Tobacco User	22	569.19	583.42
	16322PA0040008	Rating Area 6	Tobacco User/Non-Tobacco User	23	569.19	583.42
	16322PA0040008	Rating Area 6	Tobacco User/Non-Tobacco User	24	569.19	583.42
	16322PA0040008	Rating Area 6	Tobacco User/Non-Tobacco User	25	571.47	585.75
	16322PA0040008	Rating Area 6	Tobacco User/Non-Tobacco User	26	582.85	597.42
	16322PA0040008	Rating Area 6	Tobacco User/Non-Tobacco User	27	596.51	611.42
	16322PA0040008	Rating Area 6	Tobacco User/Non-Tobacco User	28	618.71	634.18
	16322PA0040008	Rating Area 6	Tobacco User/Non-Tobacco User	29	636.92	652.85
	16322PA0040008	Rating Area 6	Tobacco User/Non-Tobacco User	30	646.03	662.18
	16322PA0040008	Rating Area 6	Tobacco User/Non-Tobacco User	31	659.69	676.18
	16322PA0040008	Rating Area 6	Tobacco User/Non-Tobacco User	32	673.35	690.19
	16322PA0040008	Rating Area 6	Tobacco User/Non-Tobacco User	33	681.89	698.94
	16322PA0040008	Rating Area 6	Tobacco User/Non-Tobacco User	34	691.00	708.27
	16322PA0040008	Rating Area 6	Tobacco User/Non-Tobacco User	35	695.55	712.94
	16322PA0040008	Rating Area 6	Tobacco User/Non-Tobacco User	36	700.10	717.61
	16322PA0040008	Rating Area 6	Tobacco User/Non-Tobacco User	37	704.66	722.27
	16322PA0040008	Rating Area 6	Tobacco User/Non-Tobacco User	38	709.21	726.94
	16322PA0040008	Rating Area 6	Tobacco User/Non-Tobacco User	39	718.32	736.28
	16322PA0040008	Rating Area 6	Tobacco User/Non-Tobacco User	40	727.42	745.61
	16322PA0040008	Rating Area 6	Tobacco User/Non-Tobacco User	41	741.09	759.61
	16322PA0040008	Rating Area 6	Tobacco User/Non-Tobacco User	42	754.18	773.03
	16322PA0040008	Rating Area 6	Tobacco User/Non-Tobacco User	43	772.39	791.70
	16322PA0040008	Rating Area 6	Tobacco User/Non-Tobacco User	44	795.16	815.04
	16322PA0040008	Rating Area 6	Tobacco User/Non-Tobacco User	45	821.91	842.46
	16322PA0040008	Rating Area 6	Tobacco User/Non-Tobacco User	46	853.79	875.13
	16322PA0040008	Rating Area 6	Tobacco User/Non-Tobacco User	47	889.64	911.89
	16322PA0040008	Rating Area 6	Tobacco User/Non-Tobacco User	48	930.63	953.89
	16322PA0040008	Rating Area 6	Tobacco User/Non-Tobacco User	49	971.04	995.31
	16322PA0040008	Rating Area 6	Tobacco User/Non-Tobacco User	50	1016.57	1041.99
	16322PA0040008	Rating Area 6	Tobacco User/Non-Tobacco User	51	1061.54	1088.08

	16322PA0040008	Rating Area 6	Tobacco User/Non-Tobacco User	52	1111.06	1138.84
	16322PA0040008	Rating Area 6	Tobacco User/Non-Tobacco User	53	1161.15	1190.18
	16322PA0040008	Rating Area 6	Tobacco User/Non-Tobacco User	54	1215.22	1245.60
	16322PA0040008	Rating Area 6	Tobacco User/Non-Tobacco User	55	1269.29	1301.03
	16322PA0040008	Rating Area 6	Tobacco User/Non-Tobacco User	56	1327.92	1361.12
	16322PA0040008	Rating Area 6	Tobacco User/Non-Tobacco User	57	1387.12	1421.79
	16322PA0040008	Rating Area 6	Tobacco User/Non-Tobacco User	58	1450.30	1486.55
	16322PA0040008	Rating Area 6	Tobacco User/Non-Tobacco User	59	1481.60	1518.64
	16322PA0040008	Rating Area 6	Tobacco User/Non-Tobacco User	60	1544.78	1583.40
	16322PA0040008	Rating Area 6	Tobacco User/Non-Tobacco User	61	1599.42	1639.41
	16322PA0040008	Rating Area 6	Tobacco User/Non-Tobacco User	62	1635.28	1676.16
	16322PA0040008	Rating Area 6	Tobacco User/Non-Tobacco User	63	1680.25	1722.26
	16322PA0040008	Rating Area 6	Tobacco User/Non-Tobacco User	64 and over	1707.57	1750.26
	16322PA0040010	Rating Area 1	Tobacco User/Non-Tobacco User	0-14	254.68	254.68
	16322PA0040010	Rating Area 1	Tobacco User/Non-Tobacco User	15	277.32	277.32
	16322PA0040010	Rating Area 1	Tobacco User/Non-Tobacco User	16	285.98	285.98
	16322PA0040010	Rating Area 1	Tobacco User/Non-Tobacco User	17	294.63	294.63
	16322PA0040010	Rating Area 1	Tobacco User/Non-Tobacco User	18	303.96	303.96
	16322PA0040010	Rating Area 1	Tobacco User/Non-Tobacco User	19	313.28	313.28
	16322PA0040010	Rating Area 1	Tobacco User/Non-Tobacco User	20	322.93	322.93
	16322PA0040010	Rating Area 1	Tobacco User/Non-Tobacco User	21	332.92	341.24
	16322PA0040010	Rating Area 1	Tobacco User/Non-Tobacco User	22	332.92	341.24
	16322PA0040010	Rating Area 1	Tobacco User/Non-Tobacco User	23	332.92	341.24
	16322PA0040010	Rating Area 1	Tobacco User/Non-Tobacco User	24	332.92	341.24
	16322PA0040010	Rating Area 1	Tobacco User/Non-Tobacco User	25	334.25	342.61
	16322PA0040010	Rating Area 1	Tobacco User/Non-Tobacco User	26	340.91	349.43
	16322PA0040010	Rating Area 1	Tobacco User/Non-Tobacco User	27	348.90	357.62
	16322PA0040010	Rating Area 1	Tobacco User/Non-Tobacco User	28	361.88	370.93
	16322PA0040010	Rating Area 1	Tobacco User/Non-Tobacco User	29	372.54	381.85
	16322PA0040010	Rating Area 1	Tobacco User/Non-Tobacco User	30	377.86	387.31
	16322PA0040010	Rating Area 1	Tobacco User/Non-Tobacco User	31	385.85	395.50
	16322PA0040010	Rating Area 1	Tobacco User/Non-Tobacco User	32	393.84	403.69
	16322PA0040010	Rating Area 1	Tobacco User/Non-Tobacco User	33	398.84	408.81
	16322PA0040010	Rating Area 1	Tobacco User/Non-Tobacco User	34	404.16	414.27
	16322PA0040010	Rating Area 1	Tobacco User/Non-Tobacco User	35	406.83	417.00
	16322PA0040010	Rating Area 1	Tobacco User/Non-Tobacco User	36	409.49	419.73
	16322PA0040010	Rating Area 1	Tobacco User/Non-Tobacco User	37	412.15	422.46
	16322PA0040010	Rating Area 1	Tobacco User/Non-Tobacco User	38	414.82	425.19
	16322PA0040010	Rating Area 1	Tobacco User/Non-Tobacco User	39	420.15	430.65
	16322PA0040010	Rating Area 1	Tobacco User/Non-Tobacco User	40	425.47	436.11
	16322PA0040010	Rating Area 1	Tobacco User/Non-Tobacco User	41	433.46	444.30
	16322PA0040010	Rating Area 1	Tobacco User/Non-Tobacco User	42	441.12	452.15
	16322PA0040010	Rating Area 1	Tobacco User/Non-Tobacco User	43	451.77	463.07
	16322PA0040010	Rating Area 1	Tobacco User/Non-Tobacco User	44	465.09	476.72
	16322PA0040010	Rating Area 1	Tobacco User/Non-Tobacco User	45	480.74	492.75
	16322PA0040010	Rating Area 1	Tobacco User/Non-Tobacco User	46	499.38	511.86
	16322PA0040010	Rating Area 1	Tobacco User/Non-Tobacco User	47	520.35	533.36
	16322PA0040010	Rating Area 1	Tobacco User/Non-Tobacco User	48	544.32	557.93
	16322PA0040010	Rating Area 1	Tobacco User/Non-Tobacco User	49	567.96	582.16
	16322PA0040010	Rating Area 1	Tobacco User/Non-Tobacco User	50	594.60	609.46
	16322PA0040010	Rating Area 1	Tobacco User/Non-Tobacco User	51	620.90	636.42
	16322PA0040010	Rating Area 1	Tobacco User/Non-Tobacco User	52	649.86	666.11
	16322PA0040010	Rating Area 1	Tobacco User/Non-Tobacco User	53	679.16	696.14
	16322PA0040010	Rating Area 1	Tobacco User/Non-Tobacco User	54	710.78	728.55
	16322PA0040010	Rating Area 1	Tobacco User/Non-Tobacco User	55	742.41	760.97
	16322PA0040010	Rating Area 1	Tobacco User/Non-Tobacco User	56	776.70	796.12
	16322PA0040010	Rating Area 1	Tobacco User/Non-Tobacco User	57	811.33	831.61
	16322PA0040010	Rating Area 1	Tobacco User/Non-Tobacco User	58	848.28	869.49
	16322PA0040010	Rating Area 1	Tobacco User/Non-Tobacco User	59	886.59	888.26
	16322PA0040010	Rating Area 1	Tobacco User/Non-Tobacco User	60	903.54	926.13
	16322PA0040010	Rating Area 1	Tobacco User/Non-Tobacco User	61	935.51	958.89
	16322PA0040010	Rating Area 1	Tobacco User/Non-Tobacco User	62	956.48	980.39
	16322PA0040010	Rating Area 1	Tobacco User/Non-Tobacco User	63	982.78	1007.35
	16322PA0040010	Rating Area 1	Tobacco User/Non-Tobacco User	64 and over	998.76	1023.73
	16322PA0040010	Rating Area 2	Tobacco User/Non-Tobacco User	0-14	307.16	307.16
	16322PA0040010	Rating Area 2	Tobacco User/Non-Tobacco User	15	334.47	334.47
	16322PA0040010	Rating Area 2	Tobacco User/Non-Tobacco User	16	344.91	344.91
	16322PA0040010	Rating Area 2	Tobacco User/Non-Tobacco User	17	355.35	355.35
	16322PA0040010	Rating Area 2	Tobacco User/Non-Tobacco User	18	366.59	366.59
	16322PA0040010	Rating Area 2	Tobacco User/Non-Tobacco User	19	377.83	377.83
	16322PA0040010	Rating Area 2	Tobacco User/Non-Tobacco User	20	389.47	389.47
	16322PA0040010	Rating Area 2	Tobacco User/Non-Tobacco User	21	401.52	411.56
	16322PA0040010	Rating Area 2	Tobacco User/Non-Tobacco User	22	401.52	411.56
	16322PA0040010	Rating Area 2	Tobacco User/Non-Tobacco User	23	401.52	411.56
	16322PA0040010	Rating Area 2	Tobacco User/Non-Tobacco User	24	401.52	411.56
	16322PA0040010	Rating Area 2	Tobacco User/Non-Tobacco User	25	403.13	413.20
	16322PA0040010	Rating Area 2	Tobacco User/Non-Tobacco User	26	411.16	421.44
	16322PA0040010	Rating Area 2	Tobacco User/Non-Tobacco User	27	420.79	431.31
	16322PA0040010	Rating Area 2	Tobacco User/Non-Tobacco User	28	436.45	447.36
	16322PA0040010	Rating Area 2	Tobacco User/Non-Tobacco User	29	449.30	460.53
	16322PA0040010	Rating Area 2	Tobacco User/Non-Tobacco User	30	455.73	467.12
	16322PA0040010	Rating Area 2	Tobacco User/Non-Tobacco User	31	465.36	477.00
	16322PA0040010	Rating Area 2	Tobacco User/Non-Tobacco User	32	475.00	486.87
	16322PA0040010	Rating Area 2	Tobacco User/Non-Tobacco User	33	481.02	493.05
	16322PA0040010	Rating Area 2	Tobacco User/Non-Tobacco User	34	487.45	499.63
	16322PA0040010	Rating Area 2	Tobacco User/Non-Tobacco User	35	490.66	502.92
	16322PA0040010	Rating Area 2	Tobacco User/Non-Tobacco User	36	493.87	506.22
	16322PA0040010	Rating Area 2	Tobacco User/Non-Tobacco User	37	497.08	509.51
	16322PA0040010	Rating Area 2	Tobacco User/Non-Tobacco User	38	500.29	512.80
	16322PA0040010	Rating Area 2	Tobacco User/Non-Tobacco User	39	506.72	519.39
	16322PA0040010	Rating Area 2	Tobacco User/Non-Tobacco User	40	513.14	525.97
	16322PA0040010	Rating Area 2	Tobacco User/Non-Tobacco User	41	522.78	535.85
	16322PA0040010	Rating Area 2	Tobacco User/Non-Tobacco User	42	532.01	545.31
	16322PA0040010	Rating Area 2	Tobacco User/Non-Tobacco User	43	544.86	558.48
	16322PA0040010	Rating Area 2	Tobacco User/Non-Tobacco User	44	560.92	574.95
	16322PA0040010	Rating Area 2	Tobacco User/Non-Tobacco User	45	579.79	594.29
	16322PA0040010	Rating Area 2	Tobacco User/Non-Tobacco User	46	602.28	617.34
	16322PA0040010	Rating Area 2	Tobacco User/Non-Tobacco User	47	627.58	643.27
	16322PA0040010	Rating Area 2	Tobacco User/Non-Tobacco User	48	656.49	672.90
	16322PA0040010	Rating Area 2	Tobacco User/Non-Tobacco User	49	684.99	702.12
	16322PA0040010	Rating Area 2	Tobacco User/Non-Tobacco User	50	717.11	735.04
	16322PA0040010	Rating Area 2	Tobacco User/Non-Tobacco User	51	748.83	767.56
	16322PA0040010	Rating Area 2	Tobacco User/Non-Tobacco User	52	783.77	803.36
	16322PA0040010	Rating Area 2	Tobacco User/Non-Tobacco User	53	819.10	839.58
	16322PA0040010	Rating Area 2	Tobacco User/Non-Tobacco User	54	857.25	878.68
	16322PA0040010	Rating Area 2	Tobacco User/Non-Tobacco User	55	895.39	917.77
	16322PA0040010	Rating Area 2	Tobacco User/Non-Tobacco User	56	936.75	960.16
	16322PA0040010	Rating Area 2	Tobacco User/Non-Tobacco User	57	978.50	1002.97
	16322PA0040010	Rating Area 2	Tobacco User/Non-Tobacco User	58	1023.07	1048.65
	16322PA0040010	Rating Area 2	Tobacco User/Non-Tobacco User	59	1045.16	1071.29
	16322PA0040010	Rating Area 2	Tobacco User/Non-Tobacco User	60	1089.73	1116.97
	16322PA0040010	Rating Area 2	Tobacco User/Non-Tobacco User	61	1128.27	1156.48
	16322PA0040010	Rating Area 2	Tobacco User/Non-Tobacco User	62	1153.57	1182.41
	16322PA0040010	Rating Area 2	Tobacco User/Non-Tobacco User	63	1185.29	1214.92
	16322PA0040010	Rating Area 2	Tobacco User/Non-Tobacco User	64 and over	1204.56	1234.67
	16322PA0040010	Rating Area 4	Tobacco User/Non-Tobacco User	0-14	254.68	254.68
	16322PA0040010	Rating Area 4	Tobacco User/Non-Tobacco User	15	277.32	277.32
	16322PA0040010	Rating Area 4	Tobacco User/Non-Tobacco User	16	285.98	285.98
	16322PA0040010	Rating Area 4	Tobacco User/Non-Tobacco User	17	294.63	294.63
	16322PA0040010	Rating Area 4	Tobacco User/Non-Tobacco User	18	303.96	303.96
	16322PA0040010	Rating Area 4	Tobacco User/Non-Tobacco User	19	313.28	313.28
	16322PA0040010	Rating Area 4	Tobacco User/Non-Tobacco User	20	322.93	322.93
	16322PA0040010	Rating Area 4	Tobacco User/Non-Tobacco User	21	332.92	341.24
	16322PA0040010	Rating Area 4	Tobacco User/Non-Tobacco User	22	332.92	341.24
	16322PA0040010	Rating Area 4	Tobacco User/Non-Tobacco User	23	332.92	341.24
	16322PA0040010	Rating Area 4	Tobacco User/Non-Tobacco User	24	332.92	341.24
	16322PA0040010	Rating Area 4	Tobacco User/Non-Tobacco User	25	334.25	342.61
	16322PA0040010	Rating Area 4	Tobacco User/Non-Tobacco User	26	340.91	349.43
	16322PA0040010	Rating Area 4	Tobacco User/Non-Tobacco User	27	348.90	357.62
	16322PA0040010	Rating Area 4	Tobacco User/Non-Tobacco User	28	361.88	370.93

	16322PA0040010	Rating Area 4	Tobacco User/Non-Tobacco User	29	372.54	381.85
	16322PA0040010	Rating Area 4	Tobacco User/Non-Tobacco User	30	377.86	387.31
	16322PA0040010	Rating Area 4	Tobacco User/Non-Tobacco User	31	385.85	395.50
	16322PA0040010	Rating Area 4	Tobacco User/Non-Tobacco User	32	393.84	403.69
	16322PA0040010	Rating Area 4	Tobacco User/Non-Tobacco User	33	398.84	408.81
	16322PA0040010	Rating Area 4	Tobacco User/Non-Tobacco User	34	404.16	414.27
	16322PA0040010	Rating Area 4	Tobacco User/Non-Tobacco User	35	406.83	417.00
	16322PA0040010	Rating Area 4	Tobacco User/Non-Tobacco User	36	409.49	419.73
	16322PA0040010	Rating Area 4	Tobacco User/Non-Tobacco User	37	412.15	422.46
	16322PA0040010	Rating Area 4	Tobacco User/Non-Tobacco User	38	414.82	425.19
	16322PA0040010	Rating Area 4	Tobacco User/Non-Tobacco User	39	420.15	430.65
	16322PA0040010	Rating Area 4	Tobacco User/Non-Tobacco User	40	425.47	436.11
	16322PA0040010	Rating Area 4	Tobacco User/Non-Tobacco User	41	433.46	444.30
	16322PA0040010	Rating Area 4	Tobacco User/Non-Tobacco User	42	441.12	452.15
	16322PA0040010	Rating Area 4	Tobacco User/Non-Tobacco User	43	451.77	463.07
	16322PA0040010	Rating Area 4	Tobacco User/Non-Tobacco User	44	465.09	476.72
	16322PA0040010	Rating Area 4	Tobacco User/Non-Tobacco User	45	480.74	492.75
	16322PA0040010	Rating Area 4	Tobacco User/Non-Tobacco User	46	499.38	511.86
	16322PA0040010	Rating Area 4	Tobacco User/Non-Tobacco User	47	520.35	533.36
	16322PA0040010	Rating Area 4	Tobacco User/Non-Tobacco User	48	544.32	557.93
	16322PA0040010	Rating Area 4	Tobacco User/Non-Tobacco User	49	567.96	582.16
	16322PA0040010	Rating Area 4	Tobacco User/Non-Tobacco User	50	594.60	609.46
	16322PA0040010	Rating Area 4	Tobacco User/Non-Tobacco User	51	620.90	636.42
	16322PA0040010	Rating Area 4	Tobacco User/Non-Tobacco User	52	649.86	666.11
	16322PA0040010	Rating Area 4	Tobacco User/Non-Tobacco User	53	679.16	696.14
	16322PA0040010	Rating Area 4	Tobacco User/Non-Tobacco User	54	710.78	728.55
	16322PA0040010	Rating Area 4	Tobacco User/Non-Tobacco User	55	742.41	760.97
	16322PA0040010	Rating Area 4	Tobacco User/Non-Tobacco User	56	776.70	796.12
	16322PA0040010	Rating Area 4	Tobacco User/Non-Tobacco User	57	811.33	831.61
	16322PA0040010	Rating Area 4	Tobacco User/Non-Tobacco User	58	848.28	869.49
	16322PA0040010	Rating Area 4	Tobacco User/Non-Tobacco User	59	866.59	888.26
	16322PA0040010	Rating Area 4	Tobacco User/Non-Tobacco User	60	903.54	926.13
	16322PA0040010	Rating Area 4	Tobacco User/Non-Tobacco User	61	935.51	958.89
	16322PA0040010	Rating Area 4	Tobacco User/Non-Tobacco User	62	956.48	980.39
	16322PA0040010	Rating Area 4	Tobacco User/Non-Tobacco User	63	982.78	1007.35
	16322PA0040010	Rating Area 4	Tobacco User/Non-Tobacco User	64 and over	998.76	1023.73
	16322PA0040010	Rating Area 5	Tobacco User/Non-Tobacco User	0-14	254.68	254.68
	16322PA0040010	Rating Area 5	Tobacco User/Non-Tobacco User	15	277.32	277.32
	16322PA0040010	Rating Area 5	Tobacco User/Non-Tobacco User	16	285.98	285.98
	16322PA0040010	Rating Area 5	Tobacco User/Non-Tobacco User	17	294.63	294.63
	16322PA0040010	Rating Area 5	Tobacco User/Non-Tobacco User	18	303.96	303.96
	16322PA0040010	Rating Area 5	Tobacco User/Non-Tobacco User	19	313.28	313.28
	16322PA0040010	Rating Area 5	Tobacco User/Non-Tobacco User	20	322.93	322.93
	16322PA0040010	Rating Area 5	Tobacco User/Non-Tobacco User	21	332.92	341.24
	16322PA0040010	Rating Area 5	Tobacco User/Non-Tobacco User	22	332.92	341.24
	16322PA0040010	Rating Area 5	Tobacco User/Non-Tobacco User	23	332.92	341.24
	16322PA0040010	Rating Area 5	Tobacco User/Non-Tobacco User	24	332.92	341.24
	16322PA0040010	Rating Area 5	Tobacco User/Non-Tobacco User	25	334.25	342.61
	16322PA0040010	Rating Area 5	Tobacco User/Non-Tobacco User	26	340.91	349.43
	16322PA0040010	Rating Area 5	Tobacco User/Non-Tobacco User	27	348.90	357.62
	16322PA0040010	Rating Area 5	Tobacco User/Non-Tobacco User	28	361.88	370.93
	16322PA0040010	Rating Area 5	Tobacco User/Non-Tobacco User	29	372.54	381.85
	16322PA0040010	Rating Area 5	Tobacco User/Non-Tobacco User	30	377.86	387.31
	16322PA0040010	Rating Area 5	Tobacco User/Non-Tobacco User	31	385.85	395.50
	16322PA0040010	Rating Area 5	Tobacco User/Non-Tobacco User	32	393.84	403.69
	16322PA0040010	Rating Area 5	Tobacco User/Non-Tobacco User	33	398.84	408.81
	16322PA0040010	Rating Area 5	Tobacco User/Non-Tobacco User	34	404.16	414.27
	16322PA0040010	Rating Area 5	Tobacco User/Non-Tobacco User	35	406.83	417.00
	16322PA0040010	Rating Area 5	Tobacco User/Non-Tobacco User	36	409.49	419.73
	16322PA0040010	Rating Area 5	Tobacco User/Non-Tobacco User	37	412.15	422.46
	16322PA0040010	Rating Area 5	Tobacco User/Non-Tobacco User	38	414.82	425.19
	16322PA0040010	Rating Area 5	Tobacco User/Non-Tobacco User	39	420.15	430.65
	16322PA0040010	Rating Area 5	Tobacco User/Non-Tobacco User	40	425.47	436.11
	16322PA0040010	Rating Area 5	Tobacco User/Non-Tobacco User	41	433.46	444.30
	16322PA0040010	Rating Area 5	Tobacco User/Non-Tobacco User	42	441.12	452.15
	16322PA0040010	Rating Area 5	Tobacco User/Non-Tobacco User	43	451.77	463.07
	16322PA0040010	Rating Area 5	Tobacco User/Non-Tobacco User	44	465.09	476.72
	16322PA0040010	Rating Area 5	Tobacco User/Non-Tobacco User	45	480.74	492.75
	16322PA0040010	Rating Area 5	Tobacco User/Non-Tobacco User	46	499.38	511.86
	16322PA0040010	Rating Area 5	Tobacco User/Non-Tobacco User	47	520.35	533.36
	16322PA0040010	Rating Area 5	Tobacco User/Non-Tobacco User	48	544.32	557.93
	16322PA0040010	Rating Area 5	Tobacco User/Non-Tobacco User	49	567.96	582.16
	16322PA0040010	Rating Area 5	Tobacco User/Non-Tobacco User	50	594.60	609.46
	16322PA0040010	Rating Area 5	Tobacco User/Non-Tobacco User	51	620.90	636.42
	16322PA0040010	Rating Area 5	Tobacco User/Non-Tobacco User	52	649.86	666.11
	16322PA0040010	Rating Area 5	Tobacco User/Non-Tobacco User	53	679.16	696.14
	16322PA0040010	Rating Area 5	Tobacco User/Non-Tobacco User	54	710.78	728.55
	16322PA0040010	Rating Area 5	Tobacco User/Non-Tobacco User	55	742.41	760.97
	16322PA0040010	Rating Area 5	Tobacco User/Non-Tobacco User	56	776.70	796.12
	16322PA0040010	Rating Area 5	Tobacco User/Non-Tobacco User	57	811.33	831.61
	16322PA0040010	Rating Area 5	Tobacco User/Non-Tobacco User	58	848.28	869.49
	16322PA0040010	Rating Area 5	Tobacco User/Non-Tobacco User	59	866.59	888.26
	16322PA0040010	Rating Area 5	Tobacco User/Non-Tobacco User	60	903.54	926.13
	16322PA0040010	Rating Area 5	Tobacco User/Non-Tobacco User	61	935.51	958.89
	16322PA0040010	Rating Area 5	Tobacco User/Non-Tobacco User	62	956.48	980.39
	16322PA0040010	Rating Area 5	Tobacco User/Non-Tobacco User	63	982.78	1007.35
	16322PA0040010	Rating Area 5	Tobacco User/Non-Tobacco User	64 and over	998.76	1023.73
	16322PA0040010	Rating Area 6	Tobacco User/Non-Tobacco User	0-14	377.32	377.32
	16322PA0040010	Rating Area 6	Tobacco User/Non-Tobacco User	15	410.86	410.86
	16322PA0040010	Rating Area 6	Tobacco User/Non-Tobacco User	16	423.68	423.68
	16322PA0040010	Rating Area 6	Tobacco User/Non-Tobacco User	17	436.51	436.51
	16322PA0040010	Rating Area 6	Tobacco User/Non-Tobacco User	18	450.32	450.32
	16322PA0040010	Rating Area 6	Tobacco User/Non-Tobacco User	19	464.13	464.13
	16322PA0040010	Rating Area 6	Tobacco User/Non-Tobacco User	20	478.43	478.43
	16322PA0040010	Rating Area 6	Tobacco User/Non-Tobacco User	21	493.23	505.56
	16322PA0040010	Rating Area 6	Tobacco User/Non-Tobacco User	22	493.23	505.56
	16322PA0040010	Rating Area 6	Tobacco User/Non-Tobacco User	23	493.23	505.56
	16322PA0040010	Rating Area 6	Tobacco User/Non-Tobacco User	24	493.23	505.56
	16322PA0040010	Rating Area 6	Tobacco User/Non-Tobacco User	25	495.20	507.58
	16322PA0040010	Rating Area 6	Tobacco User/Non-Tobacco User	26	505.07	517.69
	16322PA0040010	Rating Area 6	Tobacco User/Non-Tobacco User	27	516.91	529.83
	16322PA0040010	Rating Area 6	Tobacco User/Non-Tobacco User	28	536.14	549.54
	16322PA0040010	Rating Area 6	Tobacco User/Non-Tobacco User	29	551.92	565.72
	16322PA0040010	Rating Area 6	Tobacco User/Non-Tobacco User	30	559.82	573.81
	16322PA0040010	Rating Area 6	Tobacco User/Non-Tobacco User	31	571.65	585.94
	16322PA0040010	Rating Area 6	Tobacco User/Non-Tobacco User	32	583.49	598.08
	16322PA0040010	Rating Area 6	Tobacco User/Non-Tobacco User	33	590.89	605.66
	16322PA0040010	Rating Area 6	Tobacco User/Non-Tobacco User	34	598.78	613.75
	16322PA0040010	Rating Area 6	Tobacco User/Non-Tobacco User	35	602.73	617.80
	16322PA0040010	Rating Area 6	Tobacco User/Non-Tobacco User	36	606.67	621.84
	16322PA0040010	Rating Area 6	Tobacco User/Non-Tobacco User	37	610.62	625.88
	16322PA0040010	Rating Area 6	Tobacco User/Non-Tobacco User	38	614.56	629.93
	16322PA0040010	Rating Area 6	Tobacco User/Non-Tobacco User	39	622.46	638.02
	16322PA0040010	Rating Area 6	Tobacco User/Non-Tobacco User	40	630.35	646.11
	16322PA0040010	Rating Area 6	Tobacco User/Non-Tobacco User	41	642.19	658.24
	16322PA0040010	Rating Area 6	Tobacco User/Non-Tobacco User	42	653.53	669.87
	16322PA0040010	Rating Area 6	Tobacco User/Non-Tobacco User	43	669.31	686.05
	16322PA0040010	Rating Area 6	Tobacco User/Non-Tobacco User	44	689.04	706.27
	16322PA0040010	Rating Area 6	Tobacco User/Non-Tobacco User	45	712.22	730.03
	16322PA0040010	Rating Area 6	Tobacco User/Non-Tobacco User	46	739.85	758.34
	16322PA0040010	Rating Area 6	Tobacco User/Non-Tobacco User	47	770.92	790.19
	16322PA0040010	Rating Area 6	Tobacco User/Non-Tobacco User	48	806.43	826.59
	16322PA0040010	Rating Area 6	Tobacco User/Non-Tobacco User	49	841.45	862.49
	16322PA0040010	Rating Area 6	Tobacco User/Non-Tobacco User	50	880.91	902.93
	16322PA0040010	Rating Area 6	Tobacco User/Non-Tobacco User	51	919.87	942.87
	16322PA0040010	Rating Area 6	Tobacco User/Non-Tobacco User	52	962.78	986.85
	16322PA0040010	Rating Area 6	Tobacco User/Non-Tobacco User	53	1006.19	1031.34
	16322PA0040010	Rating Area 6	Tobacco User/Non-Tobacco User	54	1053.05	1079.37
	16322PA0040010	Rating Area 6	Tobacco User/Non-Tobacco User	55	1099.90	1127.40
	16322PA0040010	Rating Area 6	Tobacco User/Non-Tobacco User	56	1150.71	1179.47

	16322PA0040010	Rating Area 6	Tobacco User/Non-Tobacco User	57	1202.00	1232.05
	16322PA0040010	Rating Area 6	Tobacco User/Non-Tobacco User	58	1256.75	1288.17
	16322PA0040010	Rating Area 6	Tobacco User/Non-Tobacco User	59	1283.88	1315.97
	16322PA0040010	Rating Area 6	Tobacco User/Non-Tobacco User	60	1338.63	1372.09
	16322PA0040010	Rating Area 6	Tobacco User/Non-Tobacco User	61	1385.98	1420.63
	16322PA0040010	Rating Area 6	Tobacco User/Non-Tobacco User	62	1417.05	1452.48
	16322PA0040010	Rating Area 6	Tobacco User/Non-Tobacco User	63	1456.01	1492.42
	16322PA0040010	Rating Area 6	Tobacco User/Non-Tobacco User	64 and over	1479.69	1516.68
	16322PA0040024	Rating Area 1	Tobacco User/Non-Tobacco User	0-14	175.67	175.67
	16322PA0040024	Rating Area 1	Tobacco User/Non-Tobacco User	15	191.29	191.29
	16322PA0040024	Rating Area 1	Tobacco User/Non-Tobacco User	16	197.26	197.26
	16322PA0040024	Rating Area 1	Tobacco User/Non-Tobacco User	17	203.23	203.23
	16322PA0040024	Rating Area 1	Tobacco User/Non-Tobacco User	18	209.66	209.66
	16322PA0040024	Rating Area 1	Tobacco User/Non-Tobacco User	19	216.09	216.09
	16322PA0040024	Rating Area 1	Tobacco User/Non-Tobacco User	20	222.75	222.75
	16322PA0040024	Rating Area 1	Tobacco User/Non-Tobacco User	21	229.64	235.38
	16322PA0040024	Rating Area 1	Tobacco User/Non-Tobacco User	22	229.64	235.38
	16322PA0040024	Rating Area 1	Tobacco User/Non-Tobacco User	23	229.64	235.38
	16322PA0040024	Rating Area 1	Tobacco User/Non-Tobacco User	24	229.64	235.38
	16322PA0040024	Rating Area 1	Tobacco User/Non-Tobacco User	25	230.56	236.32
	16322PA0040024	Rating Area 1	Tobacco User/Non-Tobacco User	26	235.15	241.03
	16322PA0040024	Rating Area 1	Tobacco User/Non-Tobacco User	27	240.66	246.68
	16322PA0040024	Rating Area 1	Tobacco User/Non-Tobacco User	28	249.62	255.86
	16322PA0040024	Rating Area 1	Tobacco User/Non-Tobacco User	29	256.97	263.39
	16322PA0040024	Rating Area 1	Tobacco User/Non-Tobacco User	30	260.64	267.16
	16322PA0040024	Rating Area 1	Tobacco User/Non-Tobacco User	31	266.15	272.81
	16322PA0040024	Rating Area 1	Tobacco User/Non-Tobacco User	32	271.66	278.46
	16322PA0040024	Rating Area 1	Tobacco User/Non-Tobacco User	33	275.11	281.99
	16322PA0040024	Rating Area 1	Tobacco User/Non-Tobacco User	34	278.78	285.75
	16322PA0040024	Rating Area 1	Tobacco User/Non-Tobacco User	35	280.62	287.64
	16322PA0040024	Rating Area 1	Tobacco User/Non-Tobacco User	36	282.46	289.52
	16322PA0040024	Rating Area 1	Tobacco User/Non-Tobacco User	37	284.29	291.40
	16322PA0040024	Rating Area 1	Tobacco User/Non-Tobacco User	38	286.13	293.28
	16322PA0040024	Rating Area 1	Tobacco User/Non-Tobacco User	39	289.81	297.05
	16322PA0040024	Rating Area 1	Tobacco User/Non-Tobacco User	40	293.48	300.82
	16322PA0040024	Rating Area 1	Tobacco User/Non-Tobacco User	41	298.99	306.47
	16322PA0040024	Rating Area 1	Tobacco User/Non-Tobacco User	42	304.27	311.88
	16322PA0040024	Rating Area 1	Tobacco User/Non-Tobacco User	43	311.62	319.41
	16322PA0040024	Rating Area 1	Tobacco User/Non-Tobacco User	44	320.81	328.83
	16322PA0040024	Rating Area 1	Tobacco User/Non-Tobacco User	45	331.60	339.89
	16322PA0040024	Rating Area 1	Tobacco User/Non-Tobacco User	46	344.46	353.07
	16322PA0040024	Rating Area 1	Tobacco User/Non-Tobacco User	47	358.93	367.90
	16322PA0040024	Rating Area 1	Tobacco User/Non-Tobacco User	48	375.46	384.85
	16322PA0040024	Rating Area 1	Tobacco User/Non-Tobacco User	49	391.77	401.56
	16322PA0040024	Rating Area 1	Tobacco User/Non-Tobacco User	50	410.14	420.39
	16322PA0040024	Rating Area 1	Tobacco User/Non-Tobacco User	51	428.28	438.99
	16322PA0040024	Rating Area 1	Tobacco User/Non-Tobacco User	52	448.26	459.46
	16322PA0040024	Rating Area 1	Tobacco User/Non-Tobacco User	53	468.47	480.18
	16322PA0040024	Rating Area 1	Tobacco User/Non-Tobacco User	54	490.28	502.54
	16322PA0040024	Rating Area 1	Tobacco User/Non-Tobacco User	55	512.10	524.90
	16322PA0040024	Rating Area 1	Tobacco User/Non-Tobacco User	56	535.75	549.14
	16322PA0040024	Rating Area 1	Tobacco User/Non-Tobacco User	57	559.63	573.62
	16322PA0040024	Rating Area 1	Tobacco User/Non-Tobacco User	58	585.12	599.75
	16322PA0040024	Rating Area 1	Tobacco User/Non-Tobacco User	59	597.75	612.70
	16322PA0040024	Rating Area 1	Tobacco User/Non-Tobacco User	60	623.24	638.82
	16322PA0040024	Rating Area 1	Tobacco User/Non-Tobacco User	61	645.29	661.42
	16322PA0040024	Rating Area 1	Tobacco User/Non-Tobacco User	62	659.76	676.25
	16322PA0040024	Rating Area 1	Tobacco User/Non-Tobacco User	63	677.90	694.84
	16322PA0040024	Rating Area 1	Tobacco User/Non-Tobacco User	64 and over	688.92	706.14
	16322PA0040024	Rating Area 2	Tobacco User/Non-Tobacco User	0-14	211.87	211.87
	16322PA0040024	Rating Area 2	Tobacco User/Non-Tobacco User	15	230.70	230.70
	16322PA0040024	Rating Area 2	Tobacco User/Non-Tobacco User	16	237.90	237.90
	16322PA0040024	Rating Area 2	Tobacco User/Non-Tobacco User	17	245.10	245.10
	16322PA0040024	Rating Area 2	Tobacco User/Non-Tobacco User	18	252.86	252.86
	16322PA0040024	Rating Area 2	Tobacco User/Non-Tobacco User	19	260.61	260.61
	16322PA0040024	Rating Area 2	Tobacco User/Non-Tobacco User	20	268.64	268.64
	16322PA0040024	Rating Area 2	Tobacco User/Non-Tobacco User	21	276.95	283.87
	16322PA0040024	Rating Area 2	Tobacco User/Non-Tobacco User	22	276.95	283.87
	16322PA0040024	Rating Area 2	Tobacco User/Non-Tobacco User	23	276.95	283.87
	16322PA0040024	Rating Area 2	Tobacco User/Non-Tobacco User	24	276.95	283.87
	16322PA0040024	Rating Area 2	Tobacco User/Non-Tobacco User	25	278.06	285.01
	16322PA0040024	Rating Area 2	Tobacco User/Non-Tobacco User	26	283.60	290.69
	16322PA0040024	Rating Area 2	Tobacco User/Non-Tobacco User	27	290.24	297.50
	16322PA0040024	Rating Area 2	Tobacco User/Non-Tobacco User	28	301.04	308.57
	16322PA0040024	Rating Area 2	Tobacco User/Non-Tobacco User	29	309.91	317.65
	16322PA0040024	Rating Area 2	Tobacco User/Non-Tobacco User	30	314.34	322.20
	16322PA0040024	Rating Area 2	Tobacco User/Non-Tobacco User	31	320.99	329.01
	16322PA0040024	Rating Area 2	Tobacco User/Non-Tobacco User	32	327.63	335.82
	16322PA0040024	Rating Area 2	Tobacco User/Non-Tobacco User	33	331.79	340.08
	16322PA0040024	Rating Area 2	Tobacco User/Non-Tobacco User	34	336.22	344.62
	16322PA0040024	Rating Area 2	Tobacco User/Non-Tobacco User	35	338.43	346.89
	16322PA0040024	Rating Area 2	Tobacco User/Non-Tobacco User	36	340.65	349.16
	16322PA0040024	Rating Area 2	Tobacco User/Non-Tobacco User	37	342.86	351.44
	16322PA0040024	Rating Area 2	Tobacco User/Non-Tobacco User	38	345.08	353.71
	16322PA0040024	Rating Area 2	Tobacco User/Non-Tobacco User	39	349.51	358.25
	16322PA0040024	Rating Area 2	Tobacco User/Non-Tobacco User	40	353.94	362.79
	16322PA0040024	Rating Area 2	Tobacco User/Non-Tobacco User	41	360.59	369.60
	16322PA0040024	Rating Area 2	Tobacco User/Non-Tobacco User	42	366.96	376.13
	16322PA0040024	Rating Area 2	Tobacco User/Non-Tobacco User	43	375.82	385.22
	16322PA0040024	Rating Area 2	Tobacco User/Non-Tobacco User	44	386.90	396.57
	16322PA0040024	Rating Area 2	Tobacco User/Non-Tobacco User	45	399.92	409.91
	16322PA0040024	Rating Area 2	Tobacco User/Non-Tobacco User	46	415.43	425.81
	16322PA0040024	Rating Area 2	Tobacco User/Non-Tobacco User	47	432.87	443.69
	16322PA0040024	Rating Area 2	Tobacco User/Non-Tobacco User	48	452.81	464.13
	16322PA0040024	Rating Area 2	Tobacco User/Non-Tobacco User	49	472.48	484.29
	16322PA0040024	Rating Area 2	Tobacco User/Non-Tobacco User	50	494.63	507.00
	16322PA0040024	Rating Area 2	Tobacco User/Non-Tobacco User	51	516.51	529.42
	16322PA0040024	Rating Area 2	Tobacco User/Non-Tobacco User	52	540.61	554.12
	16322PA0040024	Rating Area 2	Tobacco User/Non-Tobacco User	53	564.98	579.10
	16322PA0040024	Rating Area 2	Tobacco User/Non-Tobacco User	54	591.29	606.07
	16322PA0040024	Rating Area 2	Tobacco User/Non-Tobacco User	55	617.60	633.04
	16322PA0040024	Rating Area 2	Tobacco User/Non-Tobacco User	56	646.12	662.28
	16322PA0040024	Rating Area 2	Tobacco User/Non-Tobacco User	57	674.93	691.80
	16322PA0040024	Rating Area 2	Tobacco User/Non-Tobacco User	58	705.67	723.31
	16322PA0040024	Rating Area 2	Tobacco User/Non-Tobacco User	59	720.90	738.92
	16322PA0040024	Rating Area 2	Tobacco User/Non-Tobacco User	60	751.64	770.43
	16322PA0040024	Rating Area 2	Tobacco User/Non-Tobacco User	61	778.23	797.69
	16322PA0040024	Rating Area 2	Tobacco User/Non-Tobacco User	62	795.68	815.57
	16322PA0040024	Rating Area 2	Tobacco User/Non-Tobacco User	63	817.56	838.00
	16322PA0040024	Rating Area 2	Tobacco User/Non-Tobacco User	64 and over	830.85	851.62
	16322PA0040024	Rating Area 4	Tobacco User/Non-Tobacco User	0-14	175.67	175.67
	16322PA0040024	Rating Area 4	Tobacco User/Non-Tobacco User	15	191.29	191.29
	16322PA0040024	Rating Area 4	Tobacco User/Non-Tobacco User	16	197.26	197.26
	16322PA0040024	Rating Area 4	Tobacco User/Non-Tobacco User	17	203.23	203.23
	16322PA0040024	Rating Area 4	Tobacco User/Non-Tobacco User	18	209.66	209.66
	16322PA0040024	Rating Area 4	Tobacco User/Non-Tobacco User	19	216.09	216.09
	16322PA0040024	Rating Area 4	Tobacco User/Non-Tobacco User	20	222.75	222.75
	16322PA0040024	Rating Area 4	Tobacco User/Non-Tobacco User	21	229.64	235.38
	16322PA0040024	Rating Area 4	Tobacco User/Non-Tobacco User	22	229.64	235.38
	16322PA0040024	Rating Area 4	Tobacco User/Non-Tobacco User	23	229.64	235.38
	16322PA0040024	Rating Area 4	Tobacco User/Non-Tobacco User	24	229.64	235.38
	16322PA0040024	Rating Area 4	Tobacco User/Non-Tobacco User	25	230.56	236.32
	16322PA0040024	Rating Area 4	Tobacco User/Non-Tobacco User	26	235.15	241.03
	16322PA0040024	Rating Area 4	Tobacco User/Non-Tobacco User	27	240.66	246.68
	16322PA0040024	Rating Area 4	Tobacco User/Non-Tobacco User	28	249.62	255.86
	16322PA0040024	Rating Area 4	Tobacco User/Non-Tobacco User	29	256.97	263.39
	16322PA0040024	Rating Area 4	Tobacco User/Non-Tobacco User	30	260.64	267.16
	16322PA0040024	Rating Area 4	Tobacco User/Non-Tobacco User	31	266.15	272.81
	16322PA0040024	Rating Area 4	Tobacco User/Non-Tobacco User	32	271.66	278.46
	16322PA0040024	Rating Area 4	Tobacco User/Non-Tobacco User	33	275.11	281.99

	16322PA0040024	Rating Area 4	Tobacco User/Non-Tobacco User	34	278.78	285.75
	16322PA0040024	Rating Area 4	Tobacco User/Non-Tobacco User	35	280.62	287.64
	16322PA0040024	Rating Area 4	Tobacco User/Non-Tobacco User	36	282.46	289.52
	16322PA0040024	Rating Area 4	Tobacco User/Non-Tobacco User	37	284.29	291.40
	16322PA0040024	Rating Area 4	Tobacco User/Non-Tobacco User	38	286.13	293.28
	16322PA0040024	Rating Area 4	Tobacco User/Non-Tobacco User	39	289.81	297.05
	16322PA0040024	Rating Area 4	Tobacco User/Non-Tobacco User	40	293.48	300.82
	16322PA0040024	Rating Area 4	Tobacco User/Non-Tobacco User	41	298.99	306.47
	16322PA0040024	Rating Area 4	Tobacco User/Non-Tobacco User	42	304.27	311.88
	16322PA0040024	Rating Area 4	Tobacco User/Non-Tobacco User	43	311.62	319.41
	16322PA0040024	Rating Area 4	Tobacco User/Non-Tobacco User	44	320.81	328.83
	16322PA0040024	Rating Area 4	Tobacco User/Non-Tobacco User	45	331.60	339.89
	16322PA0040024	Rating Area 4	Tobacco User/Non-Tobacco User	46	344.46	353.07
	16322PA0040024	Rating Area 4	Tobacco User/Non-Tobacco User	47	358.93	367.90
	16322PA0040024	Rating Area 4	Tobacco User/Non-Tobacco User	48	375.46	384.85
	16322PA0040024	Rating Area 4	Tobacco User/Non-Tobacco User	49	391.77	401.56
	16322PA0040024	Rating Area 4	Tobacco User/Non-Tobacco User	50	410.14	420.39
	16322PA0040024	Rating Area 4	Tobacco User/Non-Tobacco User	51	428.28	438.99
	16322PA0040024	Rating Area 4	Tobacco User/Non-Tobacco User	52	448.26	459.46
	16322PA0040024	Rating Area 4	Tobacco User/Non-Tobacco User	53	468.47	480.18
	16322PA0040024	Rating Area 4	Tobacco User/Non-Tobacco User	54	490.28	502.54
	16322PA0040024	Rating Area 4	Tobacco User/Non-Tobacco User	55	512.10	524.90
	16322PA0040024	Rating Area 4	Tobacco User/Non-Tobacco User	56	535.75	549.14
	16322PA0040024	Rating Area 4	Tobacco User/Non-Tobacco User	57	559.63	573.62
	16322PA0040024	Rating Area 4	Tobacco User/Non-Tobacco User	58	585.12	599.75
	16322PA0040024	Rating Area 4	Tobacco User/Non-Tobacco User	59	597.75	612.70
	16322PA0040024	Rating Area 4	Tobacco User/Non-Tobacco User	60	623.24	638.82
	16322PA0040024	Rating Area 4	Tobacco User/Non-Tobacco User	61	645.29	661.42
	16322PA0040024	Rating Area 4	Tobacco User/Non-Tobacco User	62	659.76	676.25
	16322PA0040024	Rating Area 4	Tobacco User/Non-Tobacco User	63	677.90	694.84
	16322PA0040024	Rating Area 4	Tobacco User/Non-Tobacco User	64 and over	688.92	706.14
	16322PA0040024	Rating Area 5	Tobacco User/Non-Tobacco User	0-14	175.67	175.67
	16322PA0040024	Rating Area 5	Tobacco User/Non-Tobacco User	15	191.29	191.29
	16322PA0040024	Rating Area 5	Tobacco User/Non-Tobacco User	16	197.26	197.26
	16322PA0040024	Rating Area 5	Tobacco User/Non-Tobacco User	17	203.23	203.23
	16322PA0040024	Rating Area 5	Tobacco User/Non-Tobacco User	18	209.66	209.66
	16322PA0040024	Rating Area 5	Tobacco User/Non-Tobacco User	19	216.09	216.09
	16322PA0040024	Rating Area 5	Tobacco User/Non-Tobacco User	20	222.75	222.75
	16322PA0040024	Rating Area 5	Tobacco User/Non-Tobacco User	21	229.64	235.38
	16322PA0040024	Rating Area 5	Tobacco User/Non-Tobacco User	22	229.64	235.38
	16322PA0040024	Rating Area 5	Tobacco User/Non-Tobacco User	23	229.64	235.38
	16322PA0040024	Rating Area 5	Tobacco User/Non-Tobacco User	24	229.64	235.38
	16322PA0040024	Rating Area 5	Tobacco User/Non-Tobacco User	25	230.56	236.32
	16322PA0040024	Rating Area 5	Tobacco User/Non-Tobacco User	26	235.15	241.03
	16322PA0040024	Rating Area 5	Tobacco User/Non-Tobacco User	27	240.66	246.68
	16322PA0040024	Rating Area 5	Tobacco User/Non-Tobacco User	28	249.62	255.86
	16322PA0040024	Rating Area 5	Tobacco User/Non-Tobacco User	29	256.97	263.39
	16322PA0040024	Rating Area 5	Tobacco User/Non-Tobacco User	30	260.64	267.16
	16322PA0040024	Rating Area 5	Tobacco User/Non-Tobacco User	31	266.15	272.81
	16322PA0040024	Rating Area 5	Tobacco User/Non-Tobacco User	32	271.66	278.46
	16322PA0040024	Rating Area 5	Tobacco User/Non-Tobacco User	33	275.11	281.99
	16322PA0040024	Rating Area 5	Tobacco User/Non-Tobacco User	34	278.78	285.75
	16322PA0040024	Rating Area 5	Tobacco User/Non-Tobacco User	35	280.62	287.64
	16322PA0040024	Rating Area 5	Tobacco User/Non-Tobacco User	36	282.46	289.52
	16322PA0040024	Rating Area 5	Tobacco User/Non-Tobacco User	37	284.29	291.40
	16322PA0040024	Rating Area 5	Tobacco User/Non-Tobacco User	38	286.13	293.28
	16322PA0040024	Rating Area 5	Tobacco User/Non-Tobacco User	39	289.81	297.05
	16322PA0040024	Rating Area 5	Tobacco User/Non-Tobacco User	40	293.48	300.82
	16322PA0040024	Rating Area 5	Tobacco User/Non-Tobacco User	41	298.99	306.47
	16322PA0040024	Rating Area 5	Tobacco User/Non-Tobacco User	42	304.27	311.88
	16322PA0040024	Rating Area 5	Tobacco User/Non-Tobacco User	43	311.62	319.41
	16322PA0040024	Rating Area 5	Tobacco User/Non-Tobacco User	44	320.81	328.83
	16322PA0040024	Rating Area 5	Tobacco User/Non-Tobacco User	45	331.60	339.89
	16322PA0040024	Rating Area 5	Tobacco User/Non-Tobacco User	46	344.46	353.07
	16322PA0040024	Rating Area 5	Tobacco User/Non-Tobacco User	47	358.93	367.90
	16322PA0040024	Rating Area 5	Tobacco User/Non-Tobacco User	48	375.46	384.85
	16322PA0040024	Rating Area 5	Tobacco User/Non-Tobacco User	49	391.77	401.56
	16322PA0040024	Rating Area 5	Tobacco User/Non-Tobacco User	50	410.14	420.39
	16322PA0040024	Rating Area 5	Tobacco User/Non-Tobacco User	51	428.28	438.99
	16322PA0040024	Rating Area 5	Tobacco User/Non-Tobacco User	52	448.26	459.46
	16322PA0040024	Rating Area 5	Tobacco User/Non-Tobacco User	53	468.47	480.18
	16322PA0040024	Rating Area 5	Tobacco User/Non-Tobacco User	54	490.28	502.54
	16322PA0040024	Rating Area 5	Tobacco User/Non-Tobacco User	55	512.10	524.90
	16322PA0040024	Rating Area 5	Tobacco User/Non-Tobacco User	56	535.75	549.14
	16322PA0040024	Rating Area 5	Tobacco User/Non-Tobacco User	57	559.63	573.62
	16322PA0040024	Rating Area 5	Tobacco User/Non-Tobacco User	58	585.12	599.75
	16322PA0040024	Rating Area 5	Tobacco User/Non-Tobacco User	59	597.75	612.70
	16322PA0040024	Rating Area 5	Tobacco User/Non-Tobacco User	60	623.24	638.82
	16322PA0040024	Rating Area 5	Tobacco User/Non-Tobacco User	61	645.29	661.42
	16322PA0040024	Rating Area 5	Tobacco User/Non-Tobacco User	62	659.76	676.25
	16322PA0040024	Rating Area 5	Tobacco User/Non-Tobacco User	63	677.90	694.84
	16322PA0040024	Rating Area 5	Tobacco User/Non-Tobacco User	64 and over	688.92	706.14
	16322PA0040024	Rating Area 6	Tobacco User/Non-Tobacco User	0-14	260.27	260.27
	16322PA0040024	Rating Area 6	Tobacco User/Non-Tobacco User	15	283.40	283.40
	16322PA0040024	Rating Area 6	Tobacco User/Non-Tobacco User	16	292.25	292.25
	16322PA0040024	Rating Area 6	Tobacco User/Non-Tobacco User	17	301.09	301.09
	16322PA0040024	Rating Area 6	Tobacco User/Non-Tobacco User	18	310.62	310.62
	16322PA0040024	Rating Area 6	Tobacco User/Non-Tobacco User	19	320.15	320.15
	16322PA0040024	Rating Area 6	Tobacco User/Non-Tobacco User	20	330.01	330.01
	16322PA0040024	Rating Area 6	Tobacco User/Non-Tobacco User	21	340.22	348.73
	16322PA0040024	Rating Area 6	Tobacco User/Non-Tobacco User	22	340.22	348.73
	16322PA0040024	Rating Area 6	Tobacco User/Non-Tobacco User	23	340.22	348.73
	16322PA0040024	Rating Area 6	Tobacco User/Non-Tobacco User	24	340.22	348.73
	16322PA0040024	Rating Area 6	Tobacco User/Non-Tobacco User	25	341.58	350.12
	16322PA0040024	Rating Area 6	Tobacco User/Non-Tobacco User	26	348.39	357.09
	16322PA0040024	Rating Area 6	Tobacco User/Non-Tobacco User	27	356.55	365.46
	16322PA0040024	Rating Area 6	Tobacco User/Non-Tobacco User	28	369.82	379.06
	16322PA0040024	Rating Area 6	Tobacco User/Non-Tobacco User	29	380.71	390.22
	16322PA0040024	Rating Area 6	Tobacco User/Non-Tobacco User	30	386.15	395.80
	16322PA0040024	Rating Area 6	Tobacco User/Non-Tobacco User	31	394.31	404.17
	16322PA0040024	Rating Area 6	Tobacco User/Non-Tobacco User	32	402.48	412.54
	16322PA0040024	Rating Area 6	Tobacco User/Non-Tobacco User	33	407.58	417.77
	16322PA0040024	Rating Area 6	Tobacco User/Non-Tobacco User	34	413.03	423.35
	16322PA0040024	Rating Area 6	Tobacco User/Non-Tobacco User	35	415.75	426.14
	16322PA0040024	Rating Area 6	Tobacco User/Non-Tobacco User	36	418.47	428.93
	16322PA0040024	Rating Area 6	Tobacco User/Non-Tobacco User	37	421.19	431.72
	16322PA0040024	Rating Area 6	Tobacco User/Non-Tobacco User	38	423.91	434.51
	16322PA0040024	Rating Area 6	Tobacco User/Non-Tobacco User	39	429.36	440.09
	16322PA0040024	Rating Area 6	Tobacco User/Non-Tobacco User	40	434.80	445.67
	16322PA0040024	Rating Area 6	Tobacco User/Non-Tobacco User	41	442.97	454.04
	16322PA0040024	Rating Area 6	Tobacco User/Non-Tobacco User	42	450.79	462.06
	16322PA0040024	Rating Area 6	Tobacco User/Non-Tobacco User	43	461.68	473.22
	16322PA0040024	Rating Area 6	Tobacco User/Non-Tobacco User	44	475.29	487.17
	16322PA0040024	Rating Area 6	Tobacco User/Non-Tobacco User	45	491.28	503.56
	16322PA0040024	Rating Area 6	Tobacco User/Non-Tobacco User	46	510.33	523.09
	16322PA0040024	Rating Area 6	Tobacco User/Non-Tobacco User	47	531.76	545.06
	16322PA0040024	Rating Area 6	Tobacco User/Non-Tobacco User	48	556.26	570.17
	16322PA0040024	Rating Area 6	Tobacco User/Non-Tobacco User	49	580.42	594.93
	16322PA0040024	Rating Area 6	Tobacco User/Non-Tobacco User	50	607.63	622.82
	16322PA0040024	Rating Area 6	Tobacco User/Non-Tobacco User	51	634.51	650.37
	16322PA0040024	Rating Area 6	Tobacco User/Non-Tobacco User	52	664.11	680.71
	16322PA0040024	Rating Area 6	Tobacco User/Non-Tobacco User	53	694.05	711.40
	16322PA0040024	Rating Area 6	Tobacco User/Non-Tobacco User	54	726.37	744.53
	16322PA0040024	Rating Area 6	Tobacco User/Non-Tobacco User	55	758.69	777.66
	16322PA0040024	Rating Area 6	Tobacco User/Non-Tobacco User	56	793.73	813.58
	16322PA0040024	Rating Area 6	Tobacco User/Non-Tobacco User	57	829.12	849.84
	16322PA0040024	Rating Area 6	Tobacco User/Non-Tobacco User	58	866.88	888.55
	16322PA0040024	Rating Area 6	Tobacco User/Non-Tobacco User	59	885.59	907.73
	16322PA0040024	Rating Area 6	Tobacco User/Non-Tobacco User	60	923.36	946.44
	16322PA0040024	Rating Area 6	Tobacco User/Non-Tobacco User	61	956.02	979.92

	16322PA0040024	Rating Area 6	Tobacco User/Non-Tobacco User	62	977.45	1001.89
	16322PA0040024	Rating Area 6	Tobacco User/Non-Tobacco User	63	1004.33	1029.44
	16322PA0040024	Rating Area 6	Tobacco User/Non-Tobacco User	64 and over	1020.66	1046.18
	16322PA0040025	Rating Area 1	Tobacco User/Non-Tobacco User	0-14	211.87	211.87
	16322PA0040025	Rating Area 1	Tobacco User/Non-Tobacco User	15	230.71	230.71
	16322PA0040025	Rating Area 1	Tobacco User/Non-Tobacco User	16	237.91	237.91
	16322PA0040025	Rating Area 1	Tobacco User/Non-Tobacco User	17	245.11	245.11
	16322PA0040025	Rating Area 1	Tobacco User/Non-Tobacco User	18	252.86	252.86
	16322PA0040025	Rating Area 1	Tobacco User/Non-Tobacco User	19	260.62	260.62
	16322PA0040025	Rating Area 1	Tobacco User/Non-Tobacco User	20	268.65	268.65
	16322PA0040025	Rating Area 1	Tobacco User/Non-Tobacco User	21	276.96	283.88
	16322PA0040025	Rating Area 1	Tobacco User/Non-Tobacco User	22	276.96	283.88
	16322PA0040025	Rating Area 1	Tobacco User/Non-Tobacco User	23	276.96	283.88
	16322PA0040025	Rating Area 1	Tobacco User/Non-Tobacco User	24	276.96	283.88
	16322PA0040025	Rating Area 1	Tobacco User/Non-Tobacco User	25	278.07	285.02
	16322PA0040025	Rating Area 1	Tobacco User/Non-Tobacco User	26	283.61	290.70
	16322PA0040025	Rating Area 1	Tobacco User/Non-Tobacco User	27	290.25	297.51
	16322PA0040025	Rating Area 1	Tobacco User/Non-Tobacco User	28	301.06	308.58
	16322PA0040025	Rating Area 1	Tobacco User/Non-Tobacco User	29	309.92	317.67
	16322PA0040025	Rating Area 1	Tobacco User/Non-Tobacco User	30	314.35	322.21
	16322PA0040025	Rating Area 1	Tobacco User/Non-Tobacco User	31	321.00	329.02
	16322PA0040025	Rating Area 1	Tobacco User/Non-Tobacco User	32	327.64	335.83
	16322PA0040025	Rating Area 1	Tobacco User/Non-Tobacco User	33	331.80	340.09
	16322PA0040025	Rating Area 1	Tobacco User/Non-Tobacco User	34	336.23	344.64
	16322PA0040025	Rating Area 1	Tobacco User/Non-Tobacco User	35	338.45	346.91
	16322PA0040025	Rating Area 1	Tobacco User/Non-Tobacco User	36	340.66	349.18
	16322PA0040025	Rating Area 1	Tobacco User/Non-Tobacco User	37	342.88	351.45
	16322PA0040025	Rating Area 1	Tobacco User/Non-Tobacco User	38	345.09	353.72
	16322PA0040025	Rating Area 1	Tobacco User/Non-Tobacco User	39	349.52	358.26
	16322PA0040025	Rating Area 1	Tobacco User/Non-Tobacco User	40	353.95	362.80
	16322PA0040025	Rating Area 1	Tobacco User/Non-Tobacco User	41	360.60	369.62
	16322PA0040025	Rating Area 1	Tobacco User/Non-Tobacco User	42	366.97	376.15
	16322PA0040025	Rating Area 1	Tobacco User/Non-Tobacco User	43	375.83	385.23
	16322PA0040025	Rating Area 1	Tobacco User/Non-Tobacco User	44	386.91	396.59
	16322PA0040025	Rating Area 1	Tobacco User/Non-Tobacco User	45	399.93	409.93
	16322PA0040025	Rating Area 1	Tobacco User/Non-Tobacco User	46	415.44	425.83
	16322PA0040025	Rating Area 1	Tobacco User/Non-Tobacco User	47	432.89	443.71
	16322PA0040025	Rating Area 1	Tobacco User/Non-Tobacco User	48	452.83	464.15
	16322PA0040025	Rating Area 1	Tobacco User/Non-Tobacco User	49	472.49	484.31
	16322PA0040025	Rating Area 1	Tobacco User/Non-Tobacco User	50	494.65	507.02
	16322PA0040025	Rating Area 1	Tobacco User/Non-Tobacco User	51	516.53	529.44
	16322PA0040025	Rating Area 1	Tobacco User/Non-Tobacco User	52	540.63	554.14
	16322PA0040025	Rating Area 1	Tobacco User/Non-Tobacco User	53	565.00	579.12
	16322PA0040025	Rating Area 1	Tobacco User/Non-Tobacco User	54	591.31	606.09
	16322PA0040025	Rating Area 1	Tobacco User/Non-Tobacco User	55	617.62	633.06
	16322PA0040025	Rating Area 1	Tobacco User/Non-Tobacco User	56	646.15	662.30
	16322PA0040025	Rating Area 1	Tobacco User/Non-Tobacco User	57	674.95	691.83
	16322PA0040025	Rating Area 1	Tobacco User/Non-Tobacco User	58	705.69	723.34
	16322PA0040025	Rating Area 1	Tobacco User/Non-Tobacco User	59	720.93	738.95
	16322PA0040025	Rating Area 1	Tobacco User/Non-Tobacco User	60	751.67	770.46
	16322PA0040025	Rating Area 1	Tobacco User/Non-Tobacco User	61	778.26	797.71
	16322PA0040025	Rating Area 1	Tobacco User/Non-Tobacco User	62	795.71	815.60
	16322PA0040025	Rating Area 1	Tobacco User/Non-Tobacco User	63	817.59	838.03
	16322PA0040025	Rating Area 1	Tobacco User/Non-Tobacco User	64 and over	830.88	851.65
	16322PA0040025	Rating Area 2	Tobacco User/Non-Tobacco User	0-14	255.53	255.53
	16322PA0040025	Rating Area 2	Tobacco User/Non-Tobacco User	15	278.25	278.25
	16322PA0040025	Rating Area 2	Tobacco User/Non-Tobacco User	16	286.93	286.93
	16322PA0040025	Rating Area 2	Tobacco User/Non-Tobacco User	17	295.62	295.62
	16322PA0040025	Rating Area 2	Tobacco User/Non-Tobacco User	18	304.97	304.97
	16322PA0040025	Rating Area 2	Tobacco User/Non-Tobacco User	19	314.32	314.32
	16322PA0040025	Rating Area 2	Tobacco User/Non-Tobacco User	20	324.01	324.01
	16322PA0040025	Rating Area 2	Tobacco User/Non-Tobacco User	21	334.03	342.38
	16322PA0040025	Rating Area 2	Tobacco User/Non-Tobacco User	22	334.03	342.38
	16322PA0040025	Rating Area 2	Tobacco User/Non-Tobacco User	23	334.03	342.38
	16322PA0040025	Rating Area 2	Tobacco User/Non-Tobacco User	24	334.03	342.38
	16322PA0040025	Rating Area 2	Tobacco User/Non-Tobacco User	25	335.37	343.75
	16322PA0040025	Rating Area 2	Tobacco User/Non-Tobacco User	26	342.05	350.60
	16322PA0040025	Rating Area 2	Tobacco User/Non-Tobacco User	27	350.06	358.82
	16322PA0040025	Rating Area 2	Tobacco User/Non-Tobacco User	28	363.09	372.17
	16322PA0040025	Rating Area 2	Tobacco User/Non-Tobacco User	29	373.78	383.12
	16322PA0040025	Rating Area 2	Tobacco User/Non-Tobacco User	30	379.12	388.60
	16322PA0040025	Rating Area 2	Tobacco User/Non-Tobacco User	31	387.14	396.82
	16322PA0040025	Rating Area 2	Tobacco User/Non-Tobacco User	32	395.16	405.04
	16322PA0040025	Rating Area 2	Tobacco User/Non-Tobacco User	33	400.17	410.17
	16322PA0040025	Rating Area 2	Tobacco User/Non-Tobacco User	34	405.51	415.65
	16322PA0040025	Rating Area 2	Tobacco User/Non-Tobacco User	35	408.18	418.39
	16322PA0040025	Rating Area 2	Tobacco User/Non-Tobacco User	36	410.86	421.13
	16322PA0040025	Rating Area 2	Tobacco User/Non-Tobacco User	37	413.53	423.87
	16322PA0040025	Rating Area 2	Tobacco User/Non-Tobacco User	38	416.20	426.61
	16322PA0040025	Rating Area 2	Tobacco User/Non-Tobacco User	39	421.55	432.08
	16322PA0040025	Rating Area 2	Tobacco User/Non-Tobacco User	40	426.89	437.56
	16322PA0040025	Rating Area 2	Tobacco User/Non-Tobacco User	41	434.91	445.78
	16322PA0040025	Rating Area 2	Tobacco User/Non-Tobacco User	42	442.59	453.65
	16322PA0040025	Rating Area 2	Tobacco User/Non-Tobacco User	43	453.28	464.61
	16322PA0040025	Rating Area 2	Tobacco User/Non-Tobacco User	44	466.64	478.31
	16322PA0040025	Rating Area 2	Tobacco User/Non-Tobacco User	45	482.34	494.40
	16322PA0040025	Rating Area 2	Tobacco User/Non-Tobacco User	46	501.05	513.57
	16322PA0040025	Rating Area 2	Tobacco User/Non-Tobacco User	47	522.09	535.14
	16322PA0040025	Rating Area 2	Tobacco User/Non-Tobacco User	48	546.14	559.79
	16322PA0040025	Rating Area 2	Tobacco User/Non-Tobacco User	49	569.86	584.10
	16322PA0040025	Rating Area 2	Tobacco User/Non-Tobacco User	50	596.58	611.49
	16322PA0040025	Rating Area 2	Tobacco User/Non-Tobacco User	51	622.97	638.54
	16322PA0040025	Rating Area 2	Tobacco User/Non-Tobacco User	52	652.03	668.33
	16322PA0040025	Rating Area 2	Tobacco User/Non-Tobacco User	53	681.42	698.46
	16322PA0040025	Rating Area 2	Tobacco User/Non-Tobacco User	54	713.15	730.98
	16322PA0040025	Rating Area 2	Tobacco User/Non-Tobacco User	55	744.89	763.51
	16322PA0040025	Rating Area 2	Tobacco User/Non-Tobacco User	56	779.29	798.77
	16322PA0040025	Rating Area 2	Tobacco User/Non-Tobacco User	57	814.03	834.38
	16322PA0040025	Rating Area 2	Tobacco User/Non-Tobacco User	58	851.11	872.39
	16322PA0040025	Rating Area 2	Tobacco User/Non-Tobacco User	59	869.48	891.22
	16322PA0040025	Rating Area 2	Tobacco User/Non-Tobacco User	60	906.56	929.22
	16322PA0040025	Rating Area 2	Tobacco User/Non-Tobacco User	61	938.62	962.09
	16322PA0040025	Rating Area 2	Tobacco User/Non-Tobacco User	62	959.67	983.66
	16322PA0040025	Rating Area 2	Tobacco User/Non-Tobacco User	63	986.06	1010.71
	16322PA0040025	Rating Area 2	Tobacco User/Non-Tobacco User	64 and over	1002.09	1027.14
	16322PA0040025	Rating Area 4	Tobacco User/Non-Tobacco User	0-14	211.87	211.87
	16322PA0040025	Rating Area 4	Tobacco User/Non-Tobacco User	15	230.71	230.71
	16322PA0040025	Rating Area 4	Tobacco User/Non-Tobacco User	16	237.91	237.91
	16322PA0040025	Rating Area 4	Tobacco User/Non-Tobacco User	17	245.11	245.11
	16322PA0040025	Rating Area 4	Tobacco User/Non-Tobacco User	18	252.86	252.86
	16322PA0040025	Rating Area 4	Tobacco User/Non-Tobacco User	19	260.62	260.62
	16322PA0040025	Rating Area 4	Tobacco User/Non-Tobacco User	20	268.65	268.65
	16322PA0040025	Rating Area 4	Tobacco User/Non-Tobacco User	21	276.96	283.88
	16322PA0040025	Rating Area 4	Tobacco User/Non-Tobacco User	22	276.96	283.88
	16322PA0040025	Rating Area 4	Tobacco User/Non-Tobacco User	23	276.96	283.88
	16322PA0040025	Rating Area 4	Tobacco User/Non-Tobacco User	24	276.96	283.88
	16322PA0040025	Rating Area 4	Tobacco User/Non-Tobacco User	25	278.07	285.02
	16322PA0040025	Rating Area 4	Tobacco User/Non-Tobacco User	26	283.61	290.70
	16322PA0040025	Rating Area 4	Tobacco User/Non-Tobacco User	27	290.25	297.51
	16322PA0040025	Rating Area 4	Tobacco User/Non-Tobacco User	28	301.06	308.58
	16322PA0040025	Rating Area 4	Tobacco User/Non-Tobacco User	29	309.92	317.67
	16322PA0040025	Rating Area 4	Tobacco User/Non-Tobacco User	30	314.35	322.21
	16322PA0040025	Rating Area 4	Tobacco User/Non-Tobacco User	31	321.00	329.02
	16322PA0040025	Rating Area 4	Tobacco User/Non-Tobacco User	32	327.64	335.83
	16322PA0040025	Rating Area 4	Tobacco User/Non-Tobacco User	33	331.80	340.09
	16322PA0040025	Rating Area 4	Tobacco User/Non-Tobacco User	34	336.23	344.64
	16322PA0040025	Rating Area 4	Tobacco User/Non-Tobacco User	35	338.45	346.91
	16322PA0040025	Rating Area 4	Tobacco User/Non-Tobacco User	36	340.66	349.18
	16322PA0040025	Rating Area 4	Tobacco User/Non-Tobacco User	37	342.88	351.45
	16322PA0040025	Rating Area 4	Tobacco User/Non-Tobacco User	38	345.09	353.72

16322PA0040025	Rating Area 4	Tobacco User/Non-Tobacco User	39	349.52	358.26
16322PA0040025	Rating Area 4	Tobacco User/Non-Tobacco User	40	353.95	362.80
16322PA0040025	Rating Area 4	Tobacco User/Non-Tobacco User	41	360.60	369.62
16322PA0040025	Rating Area 4	Tobacco User/Non-Tobacco User	42	366.97	376.15
16322PA0040025	Rating Area 4	Tobacco User/Non-Tobacco User	43	375.83	385.23
16322PA0040025	Rating Area 4	Tobacco User/Non-Tobacco User	44	386.91	396.59
16322PA0040025	Rating Area 4	Tobacco User/Non-Tobacco User	45	399.93	409.93
16322PA0040025	Rating Area 4	Tobacco User/Non-Tobacco User	46	415.44	425.83
16322PA0040025	Rating Area 4	Tobacco User/Non-Tobacco User	47	432.89	443.71
16322PA0040025	Rating Area 4	Tobacco User/Non-Tobacco User	48	452.83	464.15
16322PA0040025	Rating Area 4	Tobacco User/Non-Tobacco User	49	472.49	484.31
16322PA0040025	Rating Area 4	Tobacco User/Non-Tobacco User	50	494.65	507.02
16322PA0040025	Rating Area 4	Tobacco User/Non-Tobacco User	51	516.53	529.44
16322PA0040025	Rating Area 4	Tobacco User/Non-Tobacco User	52	540.63	554.14
16322PA0040025	Rating Area 4	Tobacco User/Non-Tobacco User	53	565.00	579.12
16322PA0040025	Rating Area 4	Tobacco User/Non-Tobacco User	54	591.31	606.09
16322PA0040025	Rating Area 4	Tobacco User/Non-Tobacco User	55	617.62	633.06
16322PA0040025	Rating Area 4	Tobacco User/Non-Tobacco User	56	646.15	662.30
16322PA0040025	Rating Area 4	Tobacco User/Non-Tobacco User	57	674.95	691.83
16322PA0040025	Rating Area 4	Tobacco User/Non-Tobacco User	58	705.69	723.34
16322PA0040025	Rating Area 4	Tobacco User/Non-Tobacco User	59	720.93	738.95
16322PA0040025	Rating Area 4	Tobacco User/Non-Tobacco User	60	751.67	770.46
16322PA0040025	Rating Area 4	Tobacco User/Non-Tobacco User	61	778.26	797.71
16322PA0040025	Rating Area 4	Tobacco User/Non-Tobacco User	62	795.71	815.60
16322PA0040025	Rating Area 4	Tobacco User/Non-Tobacco User	63	817.59	838.03
16322PA0040025	Rating Area 4	Tobacco User/Non-Tobacco User	64 and over	830.88	851.65
16322PA0040025	Rating Area 5	Tobacco User/Non-Tobacco User	0-14	211.87	211.87
16322PA0040025	Rating Area 5	Tobacco User/Non-Tobacco User	15	230.71	230.71
16322PA0040025	Rating Area 5	Tobacco User/Non-Tobacco User	16	237.91	237.91
16322PA0040025	Rating Area 5	Tobacco User/Non-Tobacco User	17	245.11	245.11
16322PA0040025	Rating Area 5	Tobacco User/Non-Tobacco User	18	252.86	252.86
16322PA0040025	Rating Area 5	Tobacco User/Non-Tobacco User	19	260.62	260.62
16322PA0040025	Rating Area 5	Tobacco User/Non-Tobacco User	20	268.65	268.65
16322PA0040025	Rating Area 5	Tobacco User/Non-Tobacco User	21	276.96	283.88
16322PA0040025	Rating Area 5	Tobacco User/Non-Tobacco User	22	276.96	283.88
16322PA0040025	Rating Area 5	Tobacco User/Non-Tobacco User	23	276.96	283.88
16322PA0040025	Rating Area 5	Tobacco User/Non-Tobacco User	24	276.96	283.88
16322PA0040025	Rating Area 5	Tobacco User/Non-Tobacco User	25	278.07	285.02
16322PA0040025	Rating Area 5	Tobacco User/Non-Tobacco User	26	283.61	290.70
16322PA0040025	Rating Area 5	Tobacco User/Non-Tobacco User	27	290.25	297.51
16322PA0040025	Rating Area 5	Tobacco User/Non-Tobacco User	28	301.06	308.58
16322PA0040025	Rating Area 5	Tobacco User/Non-Tobacco User	29	309.92	317.67
16322PA0040025	Rating Area 5	Tobacco User/Non-Tobacco User	30	314.35	322.21
16322PA0040025	Rating Area 5	Tobacco User/Non-Tobacco User	31	321.00	329.02
16322PA0040025	Rating Area 5	Tobacco User/Non-Tobacco User	32	327.64	335.83
16322PA0040025	Rating Area 5	Tobacco User/Non-Tobacco User	33	331.80	340.09
16322PA0040025	Rating Area 5	Tobacco User/Non-Tobacco User	34	336.23	344.64
16322PA0040025	Rating Area 5	Tobacco User/Non-Tobacco User	35	338.45	346.91
16322PA0040025	Rating Area 5	Tobacco User/Non-Tobacco User	36	340.66	349.18
16322PA0040025	Rating Area 5	Tobacco User/Non-Tobacco User	37	342.88	351.45
16322PA0040025	Rating Area 5	Tobacco User/Non-Tobacco User	38	345.09	353.72
16322PA0040025	Rating Area 5	Tobacco User/Non-Tobacco User	39	349.52	358.26
16322PA0040025	Rating Area 5	Tobacco User/Non-Tobacco User	40	353.95	362.80
16322PA0040025	Rating Area 5	Tobacco User/Non-Tobacco User	41	360.60	369.62
16322PA0040025	Rating Area 5	Tobacco User/Non-Tobacco User	42	366.97	376.15
16322PA0040025	Rating Area 5	Tobacco User/Non-Tobacco User	43	375.83	385.23
16322PA0040025	Rating Area 5	Tobacco User/Non-Tobacco User	44	386.91	396.59
16322PA0040025	Rating Area 5	Tobacco User/Non-Tobacco User	45	399.93	409.93
16322PA0040025	Rating Area 5	Tobacco User/Non-Tobacco User	46	415.44	425.83
16322PA0040025	Rating Area 5	Tobacco User/Non-Tobacco User	47	432.89	443.71
16322PA0040025	Rating Area 5	Tobacco User/Non-Tobacco User	48	452.83	464.15
16322PA0040025	Rating Area 5	Tobacco User/Non-Tobacco User	49	472.49	484.31
16322PA0040025	Rating Area 5	Tobacco User/Non-Tobacco User	50	494.65	507.02
16322PA0040025	Rating Area 5	Tobacco User/Non-Tobacco User	51	516.53	529.44
16322PA0040025	Rating Area 5	Tobacco User/Non-Tobacco User	52	540.63	554.14
16322PA0040025	Rating Area 5	Tobacco User/Non-Tobacco User	53	565.00	579.12
16322PA0040025	Rating Area 5	Tobacco User/Non-Tobacco User	54	591.31	606.09
16322PA0040025	Rating Area 5	Tobacco User/Non-Tobacco User	55	617.62	633.06
16322PA0040025	Rating Area 5	Tobacco User/Non-Tobacco User	56	646.15	662.30
16322PA0040025	Rating Area 5	Tobacco User/Non-Tobacco User	57	674.95	691.83
16322PA0040025	Rating Area 5	Tobacco User/Non-Tobacco User	58	705.69	723.34
16322PA0040025	Rating Area 5	Tobacco User/Non-Tobacco User	59	720.93	738.95
16322PA0040025	Rating Area 5	Tobacco User/Non-Tobacco User	60	751.67	770.46
16322PA0040025	Rating Area 5	Tobacco User/Non-Tobacco User	61	778.26	797.71
16322PA0040025	Rating Area 5	Tobacco User/Non-Tobacco User	62	795.71	815.60
16322PA0040025	Rating Area 5	Tobacco User/Non-Tobacco User	63	817.59	838.03
16322PA0040025	Rating Area 5	Tobacco User/Non-Tobacco User	64 and over	830.88	851.65
16322PA0040025	Rating Area 6	Tobacco User/Non-Tobacco User	0-14	313.90	313.90
16322PA0040025	Rating Area 6	Tobacco User/Non-Tobacco User	15	341.80	341.80
16322PA0040025	Rating Area 6	Tobacco User/Non-Tobacco User	16	352.47	352.47
16322PA0040025	Rating Area 6	Tobacco User/Non-Tobacco User	17	363.14	363.14
16322PA0040025	Rating Area 6	Tobacco User/Non-Tobacco User	18	374.63	374.63
16322PA0040025	Rating Area 6	Tobacco User/Non-Tobacco User	19	386.12	386.12
16322PA0040025	Rating Area 6	Tobacco User/Non-Tobacco User	20	398.02	398.02
16322PA0040025	Rating Area 6	Tobacco User/Non-Tobacco User	21	410.33	420.59
16322PA0040025	Rating Area 6	Tobacco User/Non-Tobacco User	22	410.33	420.59
16322PA0040025	Rating Area 6	Tobacco User/Non-Tobacco User	23	410.33	420.59
16322PA0040025	Rating Area 6	Tobacco User/Non-Tobacco User	24	410.33	420.59
16322PA0040025	Rating Area 6	Tobacco User/Non-Tobacco User	25	411.97	422.27
16322PA0040025	Rating Area 6	Tobacco User/Non-Tobacco User	26	420.18	430.68
16322PA0040025	Rating Area 6	Tobacco User/Non-Tobacco User	27	430.03	440.78
16322PA0040025	Rating Area 6	Tobacco User/Non-Tobacco User	28	446.03	457.18
16322PA0040025	Rating Area 6	Tobacco User/Non-Tobacco User	29	459.16	470.64
16322PA0040025	Rating Area 6	Tobacco User/Non-Tobacco User	30	465.72	477.37
16322PA0040025	Rating Area 6	Tobacco User/Non-Tobacco User	31	475.57	487.46
16322PA0040025	Rating Area 6	Tobacco User/Non-Tobacco User	32	485.42	497.56
16322PA0040025	Rating Area 6	Tobacco User/Non-Tobacco User	33	491.58	503.86
16322PA0040025	Rating Area 6	Tobacco User/Non-Tobacco User	34	498.14	510.59
16322PA0040025	Rating Area 6	Tobacco User/Non-Tobacco User	35	501.42	513.96
16322PA0040025	Rating Area 6	Tobacco User/Non-Tobacco User	36	504.71	517.32
16322PA0040025	Rating Area 6	Tobacco User/Non-Tobacco User	37	507.99	520.69
16322PA0040025	Rating Area 6	Tobacco User/Non-Tobacco User	38	511.27	524.05
16322PA0040025	Rating Area 6	Tobacco User/Non-Tobacco User	39	517.84	530.78
16322PA0040025	Rating Area 6	Tobacco User/Non-Tobacco User	40	524.40	537.51
16322PA0040025	Rating Area 6	Tobacco User/Non-Tobacco User	41	534.25	547.61
16322PA0040025	Rating Area 6	Tobacco User/Non-Tobacco User	42	543.69	557.28
16322PA0040025	Rating Area 6	Tobacco User/Non-Tobacco User	43	556.82	570.74
16322PA0040025	Rating Area 6	Tobacco User/Non-Tobacco User	44	573.23	587.56
16322PA0040025	Rating Area 6	Tobacco User/Non-Tobacco User	45	592.52	607.33
16322PA0040025	Rating Area 6	Tobacco User/Non-Tobacco User	46	615.50	630.88
16322PA0040025	Rating Area 6	Tobacco User/Non-Tobacco User	47	641.35	657.38
16322PA0040025	Rating Area 6	Tobacco User/Non-Tobacco User	48	670.89	687.66
16322PA0040025	Rating Area 6	Tobacco User/Non-Tobacco User	49	700.02	717.52
16322PA0040025	Rating Area 6	Tobacco User/Non-Tobacco User	50	732.85	751.17
16322PA0040025	Rating Area 6	Tobacco User/Non-Tobacco User	51	765.27	784.40
16322PA0040025	Rating Area 6	Tobacco User/Non-Tobacco User	52	800.96	820.99
16322PA0040025	Rating Area 6	Tobacco User/Non-Tobacco User	53	837.07	858.00
16322PA0040025	Rating Area 6	Tobacco User/Non-Tobacco User	54	876.05	897.96
16322PA0040025	Rating Area 6	Tobacco User/Non-Tobacco User	55	915.04	937.91
16322PA0040025	Rating Area 6	Tobacco User/Non-Tobacco User	56	957.30	981.23
16322PA0040025	Rating Area 6	Tobacco User/Non-Tobacco User	57	999.97	1024.97
16322PA0040025	Rating Area 6	Tobacco User/Non-Tobacco User	58	1045.52	1071.66
16322PA0040025	Rating Area 6	Tobacco User/Non-Tobacco User	59	1068.09	1094.79
16322PA0040025	Rating Area 6	Tobacco User/Non-Tobacco User	60	1113.64	1141.48
16322PA0040025	Rating Area 6	Tobacco User/Non-Tobacco User	61	1153.03	1181.85
16322PA0040025	Rating Area 6	Tobacco User/Non-Tobacco User	62	1178.88	1208.35
16322PA0040025	Rating Area 6	Tobacco User/Non-Tobacco User	63	1211.29	1241.58
16322PA0040025	Rating Area 6	Tobacco User/Non-Tobacco User	64 and over	1230.99	1261.76
16322PA0040026	Rating Area 1	Tobacco User/Non-Tobacco User	0-14	166.20	166.20
16322PA0040026	Rating Area 1	Tobacco User/Non-Tobacco User	15	180.98	180.98

16322PA0040026	Rating Area 1	Tobacco User/Non-Tobacco User	16	186.63	186.63
	Rating Area 1	Tobacco User/Non-Tobacco User	17	192.28	192.28
	Rating Area 1	Tobacco User/Non-Tobacco User	18	198.36	198.36
	Rating Area 1	Tobacco User/Non-Tobacco User	19	204.44	204.44
	Rating Area 1	Tobacco User/Non-Tobacco User	20	210.74	210.74
	Rating Area 1	Tobacco User/Non-Tobacco User	21	217.26	222.69
	Rating Area 1	Tobacco User/Non-Tobacco User	22	217.26	222.69
	Rating Area 1	Tobacco User/Non-Tobacco User	23	217.26	222.69
	Rating Area 1	Tobacco User/Non-Tobacco User	24	217.26	222.69
	Rating Area 1	Tobacco User/Non-Tobacco User	25	218.13	223.58
	Rating Area 1	Tobacco User/Non-Tobacco User	26	222.47	228.04
	Rating Area 1	Tobacco User/Non-Tobacco User	27	227.69	233.38
	Rating Area 1	Tobacco User/Non-Tobacco User	28	236.16	242.07
	Rating Area 1	Tobacco User/Non-Tobacco User	29	243.11	249.19
	Rating Area 1	Tobacco User/Non-Tobacco User	30	246.59	252.75
	Rating Area 1	Tobacco User/Non-Tobacco User	31	251.80	258.10
	Rating Area 1	Tobacco User/Non-Tobacco User	32	257.02	263.44
	Rating Area 1	Tobacco User/Non-Tobacco User	33	260.28	266.78
	Rating Area 1	Tobacco User/Non-Tobacco User	34	263.75	270.35
	Rating Area 1	Tobacco User/Non-Tobacco User	35	265.49	272.13
	Rating Area 1	Tobacco User/Non-Tobacco User	36	267.23	273.91
	Rating Area 1	Tobacco User/Non-Tobacco User	37	268.97	275.69
	Rating Area 1	Tobacco User/Non-Tobacco User	38	270.71	277.47
	Rating Area 1	Tobacco User/Non-Tobacco User	39	274.18	281.04
	Rating Area 1	Tobacco User/Non-Tobacco User	40	277.66	284.60
	Rating Area 1	Tobacco User/Non-Tobacco User	41	282.87	289.94
	Rating Area 1	Tobacco User/Non-Tobacco User	42	287.87	295.07
	Rating Area 1	Tobacco User/Non-Tobacco User	43	294.82	302.19
	Rating Area 1	Tobacco User/Non-Tobacco User	44	303.51	311.10
	Rating Area 1	Tobacco User/Non-Tobacco User	45	313.72	321.57
	Rating Area 1	Tobacco User/Non-Tobacco User	46	325.89	334.04
	Rating Area 1	Tobacco User/Non-Tobacco User	47	339.58	348.07
	Rating Area 1	Tobacco User/Non-Tobacco User	48	355.22	364.10
	Rating Area 1	Tobacco User/Non-Tobacco User	49	370.65	379.91
	Rating Area 1	Tobacco User/Non-Tobacco User	50	388.03	397.73
	Rating Area 1	Tobacco User/Non-Tobacco User	51	405.19	415.32
	Rating Area 1	Tobacco User/Non-Tobacco User	52	424.09	434.69
	Rating Area 1	Tobacco User/Non-Tobacco User	53	443.21	454.29
	Rating Area 1	Tobacco User/Non-Tobacco User	54	463.85	475.45
	Rating Area 1	Tobacco User/Non-Tobacco User	55	484.49	496.60
	Rating Area 1	Tobacco User/Non-Tobacco User	56	506.87	519.54
	Rating Area 1	Tobacco User/Non-Tobacco User	57	529.46	542.70
	Rating Area 1	Tobacco User/Non-Tobacco User	58	553.58	567.42
	Rating Area 1	Tobacco User/Non-Tobacco User	59	565.53	579.67
	Rating Area 1	Tobacco User/Non-Tobacco User	60	589.64	604.38
	Rating Area 1	Tobacco User/Non-Tobacco User	61	610.50	625.76
	Rating Area 1	Tobacco User/Non-Tobacco User	62	624.19	639.79
	Rating Area 1	Tobacco User/Non-Tobacco User	63	641.35	657.39
	Rating Area 1	Tobacco User/Non-Tobacco User	64 and over	651.78	668.07
16322PA0040026	Rating Area 2	Tobacco User/Non-Tobacco User	0-14	200.45	200.45
16322PA0040026	Rating Area 2	Tobacco User/Non-Tobacco User	15	218.27	218.27
	Rating Area 2	Tobacco User/Non-Tobacco User	16	225.08	225.08
	Rating Area 2	Tobacco User/Non-Tobacco User	17	231.90	231.90
	Rating Area 2	Tobacco User/Non-Tobacco User	18	239.23	239.23
	Rating Area 2	Tobacco User/Non-Tobacco User	19	246.57	246.57
	Rating Area 2	Tobacco User/Non-Tobacco User	20	254.17	254.17
	Rating Area 2	Tobacco User/Non-Tobacco User	21	262.03	268.58
	Rating Area 2	Tobacco User/Non-Tobacco User	22	262.03	268.58
	Rating Area 2	Tobacco User/Non-Tobacco User	23	262.03	268.58
	Rating Area 2	Tobacco User/Non-Tobacco User	24	262.03	268.58
	Rating Area 2	Tobacco User/Non-Tobacco User	25	263.08	269.66
	Rating Area 2	Tobacco User/Non-Tobacco User	26	268.32	275.03
	Rating Area 2	Tobacco User/Non-Tobacco User	27	274.61	281.47
	Rating Area 2	Tobacco User/Non-Tobacco User	28	284.83	291.95
	Rating Area 2	Tobacco User/Non-Tobacco User	29	293.21	300.54
	Rating Area 2	Tobacco User/Non-Tobacco User	30	297.40	304.84
	Rating Area 2	Tobacco User/Non-Tobacco User	31	303.69	311.29
	Rating Area 2	Tobacco User/Non-Tobacco User	32	309.98	317.73
	Rating Area 2	Tobacco User/Non-Tobacco User	33	313.91	321.76
	Rating Area 2	Tobacco User/Non-Tobacco User	34	318.10	326.06
	Rating Area 2	Tobacco User/Non-Tobacco User	35	320.20	328.21
	Rating Area 2	Tobacco User/Non-Tobacco User	36	322.30	330.35
	Rating Area 2	Tobacco User/Non-Tobacco User	37	324.39	332.50
	Rating Area 2	Tobacco User/Non-Tobacco User	38	326.49	334.65
	Rating Area 2	Tobacco User/Non-Tobacco User	39	330.68	338.95
	Rating Area 2	Tobacco User/Non-Tobacco User	40	334.87	343.25
	Rating Area 2	Tobacco User/Non-Tobacco User	41	341.16	349.69
	Rating Area 2	Tobacco User/Non-Tobacco User	42	347.19	355.87
	Rating Area 2	Tobacco User/Non-Tobacco User	43	355.57	364.46
	Rating Area 2	Tobacco User/Non-Tobacco User	44	366.06	375.21
	Rating Area 2	Tobacco User/Non-Tobacco User	45	378.37	387.83
	Rating Area 2	Tobacco User/Non-Tobacco User	46	393.05	402.87
	Rating Area 2	Tobacco User/Non-Tobacco User	47	409.55	419.79
	Rating Area 2	Tobacco User/Non-Tobacco User	48	428.42	439.13
	Rating Area 2	Tobacco User/Non-Tobacco User	49	447.02	458.20
	Rating Area 2	Tobacco User/Non-Tobacco User	50	467.99	479.69
	Rating Area 2	Tobacco User/Non-Tobacco User	51	488.69	500.90
	Rating Area 2	Tobacco User/Non-Tobacco User	52	511.48	524.27
	Rating Area 2	Tobacco User/Non-Tobacco User	53	534.54	547.90
	Rating Area 2	Tobacco User/Non-Tobacco User	54	559.43	573.42
	Rating Area 2	Tobacco User/Non-Tobacco User	55	584.33	598.94
	Rating Area 2	Tobacco User/Non-Tobacco User	56	611.32	626.60
	Rating Area 2	Tobacco User/Non-Tobacco User	57	638.57	654.53
	Rating Area 2	Tobacco User/Non-Tobacco User	58	667.65	684.34
	Rating Area 2	Tobacco User/Non-Tobacco User	59	682.06	699.12
	Rating Area 2	Tobacco User/Non-Tobacco User	60	711.15	728.93
	Rating Area 2	Tobacco User/Non-Tobacco User	61	736.30	754.71
	Rating Area 2	Tobacco User/Non-Tobacco User	62	752.81	771.63
	Rating Area 2	Tobacco User/Non-Tobacco User	63	773.51	792.85
	Rating Area 2	Tobacco User/Non-Tobacco User	64 and over	786.09	805.74
16322PA0040026	Rating Area 4	Tobacco User/Non-Tobacco User	0-14	166.20	166.20
16322PA0040026	Rating Area 4	Tobacco User/Non-Tobacco User	15	180.98	180.98
	Rating Area 4	Tobacco User/Non-Tobacco User	16	186.63	186.63
	Rating Area 4	Tobacco User/Non-Tobacco User	17	192.28	192.28
	Rating Area 4	Tobacco User/Non-Tobacco User	18	198.36	198.36
	Rating Area 4	Tobacco User/Non-Tobacco User	19	204.44	204.44
	Rating Area 4	Tobacco User/Non-Tobacco User	20	210.74	210.74
	Rating Area 4	Tobacco User/Non-Tobacco User	21	217.26	222.69
	Rating Area 4	Tobacco User/Non-Tobacco User	22	217.26	222.69
	Rating Area 4	Tobacco User/Non-Tobacco User	23	217.26	222.69
	Rating Area 4	Tobacco User/Non-Tobacco User	24	217.26	222.69
	Rating Area 4	Tobacco User/Non-Tobacco User	25	218.13	223.58
	Rating Area 4	Tobacco User/Non-Tobacco User	26	222.47	228.04
	Rating Area 4	Tobacco User/Non-Tobacco User	27	227.69	233.38
	Rating Area 4	Tobacco User/Non-Tobacco User	28	236.16	242.07
	Rating Area 4	Tobacco User/Non-Tobacco User	29	243.11	249.19
	Rating Area 4	Tobacco User/Non-Tobacco User	30	246.59	252.75
	Rating Area 4	Tobacco User/Non-Tobacco User	31	251.80	258.10
	Rating Area 4	Tobacco User/Non-Tobacco User	32	257.02	263.44
	Rating Area 4	Tobacco User/Non-Tobacco User	33	260.28	266.78
	Rating Area 4	Tobacco User/Non-Tobacco User	34	263.75	270.35
	Rating Area 4	Tobacco User/Non-Tobacco User	35	265.49	272.13
	Rating Area 4	Tobacco User/Non-Tobacco User	36	267.23	273.91
	Rating Area 4	Tobacco User/Non-Tobacco User	37	268.97	275.69
	Rating Area 4	Tobacco User/Non-Tobacco User	38	270.71	277.47
	Rating Area 4	Tobacco User/Non-Tobacco User	39	274.18	281.04
	Rating Area 4	Tobacco User/Non-Tobacco User	40	277.66	284.60
	Rating Area 4	Tobacco User/Non-Tobacco User	41	282.87	289.94
	Rating Area 4	Tobacco User/Non-Tobacco User	42	287.87	295.07
	Rating Area 4	Tobacco User/Non-Tobacco User	43	294.82	302.19

	16322PA0040026	Rating Area 4	Tobacco User/Non-Tobacco User	44	303.51	311.10
	16322PA0040026	Rating Area 4	Tobacco User/Non-Tobacco User	45	313.72	321.57
	16322PA0040026	Rating Area 4	Tobacco User/Non-Tobacco User	46	325.89	334.04
	16322PA0040026	Rating Area 4	Tobacco User/Non-Tobacco User	47	339.58	348.07
	16322PA0040026	Rating Area 4	Tobacco User/Non-Tobacco User	48	355.22	364.10
	16322PA0040026	Rating Area 4	Tobacco User/Non-Tobacco User	49	370.65	379.91
	16322PA0040026	Rating Area 4	Tobacco User/Non-Tobacco User	50	388.03	397.73
	16322PA0040026	Rating Area 4	Tobacco User/Non-Tobacco User	51	405.19	415.32
	16322PA0040026	Rating Area 4	Tobacco User/Non-Tobacco User	52	424.09	434.69
	16322PA0040026	Rating Area 4	Tobacco User/Non-Tobacco User	53	443.21	454.29
	16322PA0040026	Rating Area 4	Tobacco User/Non-Tobacco User	54	463.85	475.45
	16322PA0040026	Rating Area 4	Tobacco User/Non-Tobacco User	55	484.49	496.60
	16322PA0040026	Rating Area 4	Tobacco User/Non-Tobacco User	56	506.87	519.54
	16322PA0040026	Rating Area 4	Tobacco User/Non-Tobacco User	57	529.46	542.70
	16322PA0040026	Rating Area 4	Tobacco User/Non-Tobacco User	58	553.58	567.42
	16322PA0040026	Rating Area 4	Tobacco User/Non-Tobacco User	59	565.53	579.67
	16322PA0040026	Rating Area 4	Tobacco User/Non-Tobacco User	60	589.64	604.38
	16322PA0040026	Rating Area 4	Tobacco User/Non-Tobacco User	61	610.50	625.76
	16322PA0040026	Rating Area 4	Tobacco User/Non-Tobacco User	62	624.19	639.79
	16322PA0040026	Rating Area 4	Tobacco User/Non-Tobacco User	63	641.35	657.39
	16322PA0040026	Rating Area 4	Tobacco User/Non-Tobacco User	64 and over	651.78	668.07
	16322PA0040026	Rating Area 5	Tobacco User/Non-Tobacco User	0-14	166.20	166.20
	16322PA0040026	Rating Area 5	Tobacco User/Non-Tobacco User	15	180.98	180.98
	16322PA0040026	Rating Area 5	Tobacco User/Non-Tobacco User	16	186.63	186.63
	16322PA0040026	Rating Area 5	Tobacco User/Non-Tobacco User	17	192.28	192.28
	16322PA0040026	Rating Area 5	Tobacco User/Non-Tobacco User	18	198.36	198.36
	16322PA0040026	Rating Area 5	Tobacco User/Non-Tobacco User	19	204.44	204.44
	16322PA0040026	Rating Area 5	Tobacco User/Non-Tobacco User	20	210.74	210.74
	16322PA0040026	Rating Area 5	Tobacco User/Non-Tobacco User	21	217.26	222.69
	16322PA0040026	Rating Area 5	Tobacco User/Non-Tobacco User	22	217.26	222.69
	16322PA0040026	Rating Area 5	Tobacco User/Non-Tobacco User	23	217.26	222.69
	16322PA0040026	Rating Area 5	Tobacco User/Non-Tobacco User	24	217.26	222.69
	16322PA0040026	Rating Area 5	Tobacco User/Non-Tobacco User	25	218.13	223.58
	16322PA0040026	Rating Area 5	Tobacco User/Non-Tobacco User	26	222.47	228.04
	16322PA0040026	Rating Area 5	Tobacco User/Non-Tobacco User	27	227.69	233.38
	16322PA0040026	Rating Area 5	Tobacco User/Non-Tobacco User	28	236.16	242.07
	16322PA0040026	Rating Area 5	Tobacco User/Non-Tobacco User	29	243.11	249.19
	16322PA0040026	Rating Area 5	Tobacco User/Non-Tobacco User	30	246.59	252.75
	16322PA0040026	Rating Area 5	Tobacco User/Non-Tobacco User	31	251.80	258.10
	16322PA0040026	Rating Area 5	Tobacco User/Non-Tobacco User	32	257.02	263.44
	16322PA0040026	Rating Area 5	Tobacco User/Non-Tobacco User	33	260.28	266.78
	16322PA0040026	Rating Area 5	Tobacco User/Non-Tobacco User	34	263.75	270.35
	16322PA0040026	Rating Area 5	Tobacco User/Non-Tobacco User	35	265.49	272.13
	16322PA0040026	Rating Area 5	Tobacco User/Non-Tobacco User	36	267.23	273.91
	16322PA0040026	Rating Area 5	Tobacco User/Non-Tobacco User	37	268.97	275.69
	16322PA0040026	Rating Area 5	Tobacco User/Non-Tobacco User	38	270.71	277.47
	16322PA0040026	Rating Area 5	Tobacco User/Non-Tobacco User	39	274.18	281.04
	16322PA0040026	Rating Area 5	Tobacco User/Non-Tobacco User	40	277.66	284.60
	16322PA0040026	Rating Area 5	Tobacco User/Non-Tobacco User	41	282.87	289.94
	16322PA0040026	Rating Area 5	Tobacco User/Non-Tobacco User	42	287.87	295.07
	16322PA0040026	Rating Area 5	Tobacco User/Non-Tobacco User	43	294.82	302.19
	16322PA0040026	Rating Area 5	Tobacco User/Non-Tobacco User	44	303.51	311.10
	16322PA0040026	Rating Area 5	Tobacco User/Non-Tobacco User	45	313.72	321.57
	16322PA0040026	Rating Area 5	Tobacco User/Non-Tobacco User	46	325.89	334.04
	16322PA0040026	Rating Area 5	Tobacco User/Non-Tobacco User	47	339.58	348.07
	16322PA0040026	Rating Area 5	Tobacco User/Non-Tobacco User	48	355.22	364.10
	16322PA0040026	Rating Area 5	Tobacco User/Non-Tobacco User	49	370.65	379.91
	16322PA0040026	Rating Area 5	Tobacco User/Non-Tobacco User	50	388.03	397.73
	16322PA0040026	Rating Area 5	Tobacco User/Non-Tobacco User	51	405.19	415.32
	16322PA0040026	Rating Area 5	Tobacco User/Non-Tobacco User	52	424.09	434.69
	16322PA0040026	Rating Area 5	Tobacco User/Non-Tobacco User	53	443.21	454.29
	16322PA0040026	Rating Area 5	Tobacco User/Non-Tobacco User	54	463.85	475.45
	16322PA0040026	Rating Area 5	Tobacco User/Non-Tobacco User	55	484.49	496.60
	16322PA0040026	Rating Area 5	Tobacco User/Non-Tobacco User	56	506.87	519.54
	16322PA0040026	Rating Area 5	Tobacco User/Non-Tobacco User	57	529.46	542.70
	16322PA0040026	Rating Area 5	Tobacco User/Non-Tobacco User	58	553.58	567.42
	16322PA0040026	Rating Area 5	Tobacco User/Non-Tobacco User	59	565.53	579.67
	16322PA0040026	Rating Area 5	Tobacco User/Non-Tobacco User	60	589.64	604.38
	16322PA0040026	Rating Area 5	Tobacco User/Non-Tobacco User	61	610.50	625.76
	16322PA0040026	Rating Area 5	Tobacco User/Non-Tobacco User	62	624.19	639.79
	16322PA0040026	Rating Area 5	Tobacco User/Non-Tobacco User	63	641.35	657.39
	16322PA0040026	Rating Area 5	Tobacco User/Non-Tobacco User	64 and over	651.78	668.07
	16322PA0040026	Rating Area 6	Tobacco User/Non-Tobacco User	0-14	246.24	246.24
	16322PA0040026	Rating Area 6	Tobacco User/Non-Tobacco User	15	268.13	268.13
	16322PA0040026	Rating Area 6	Tobacco User/Non-Tobacco User	16	276.49	276.49
	16322PA0040026	Rating Area 6	Tobacco User/Non-Tobacco User	17	284.86	284.86
	16322PA0040026	Rating Area 6	Tobacco User/Non-Tobacco User	18	293.88	293.88
	16322PA0040026	Rating Area 6	Tobacco User/Non-Tobacco User	19	302.89	302.89
	16322PA0040026	Rating Area 6	Tobacco User/Non-Tobacco User	20	312.22	312.22
	16322PA0040026	Rating Area 6	Tobacco User/Non-Tobacco User	21	321.88	329.93
	16322PA0040026	Rating Area 6	Tobacco User/Non-Tobacco User	22	321.88	329.93
	16322PA0040026	Rating Area 6	Tobacco User/Non-Tobacco User	23	321.88	329.93
	16322PA0040026	Rating Area 6	Tobacco User/Non-Tobacco User	24	321.88	329.93
	16322PA0040026	Rating Area 6	Tobacco User/Non-Tobacco User	25	323.17	331.25
	16322PA0040026	Rating Area 6	Tobacco User/Non-Tobacco User	26	329.61	337.85
	16322PA0040026	Rating Area 6	Tobacco User/Non-Tobacco User	27	337.33	345.76
	16322PA0040026	Rating Area 6	Tobacco User/Non-Tobacco User	28	349.88	358.63
	16322PA0040026	Rating Area 6	Tobacco User/Non-Tobacco User	29	360.18	369.19
	16322PA0040026	Rating Area 6	Tobacco User/Non-Tobacco User	30	365.33	374.47
	16322PA0040026	Rating Area 6	Tobacco User/Non-Tobacco User	31	373.06	382.39
	16322PA0040026	Rating Area 6	Tobacco User/Non-Tobacco User	32	380.78	390.30
	16322PA0040026	Rating Area 6	Tobacco User/Non-Tobacco User	33	385.61	395.25
	16322PA0040026	Rating Area 6	Tobacco User/Non-Tobacco User	34	390.76	400.53
	16322PA0040026	Rating Area 6	Tobacco User/Non-Tobacco User	35	393.34	403.17
	16322PA0040026	Rating Area 6	Tobacco User/Non-Tobacco User	36	395.91	405.81
	16322PA0040026	Rating Area 6	Tobacco User/Non-Tobacco User	37	398.49	408.45
	16322PA0040026	Rating Area 6	Tobacco User/Non-Tobacco User	38	401.06	411.09
	16322PA0040026	Rating Area 6	Tobacco User/Non-Tobacco User	39	406.21	416.37
	16322PA0040026	Rating Area 6	Tobacco User/Non-Tobacco User	40	411.36	421.65
	16322PA0040026	Rating Area 6	Tobacco User/Non-Tobacco User	41	419.09	429.56
	16322PA0040026	Rating Area 6	Tobacco User/Non-Tobacco User	42	426.49	437.15
	16322PA0040026	Rating Area 6	Tobacco User/Non-Tobacco User	43	436.79	447.71
	16322PA0040026	Rating Area 6	Tobacco User/Non-Tobacco User	44	449.67	460.91
	16322PA0040026	Rating Area 6	Tobacco User/Non-Tobacco User	45	464.79	476.41
	16322PA0040026	Rating Area 6	Tobacco User/Non-Tobacco User	46	482.82	494.89
	16322PA0040026	Rating Area 6	Tobacco User/Non-Tobacco User	47	503.10	515.68
	16322PA0040026	Rating Area 6	Tobacco User/Non-Tobacco User	48	526.27	539.43
	16322PA0040026	Rating Area 6	Tobacco User/Non-Tobacco User	49	549.13	562.86
	16322PA0040026	Rating Area 6	Tobacco User/Non-Tobacco User	50	574.88	589.25
	16322PA0040026	Rating Area 6	Tobacco User/Non-Tobacco User	51	600.31	615.31
	16322PA0040026	Rating Area 6	Tobacco User/Non-Tobacco User	52	628.31	644.02
	16322PA0040026	Rating Area 6	Tobacco User/Non-Tobacco User	53	656.64	673.05
	16322PA0040026	Rating Area 6	Tobacco User/Non-Tobacco User	54	687.21	704.39
	16322PA0040026	Rating Area 6	Tobacco User/Non-Tobacco User	55	717.79	735.74
	16322PA0040026	Rating Area 6	Tobacco User/Non-Tobacco User	56	750.95	769.72
	16322PA0040026	Rating Area 6	Tobacco User/Non-Tobacco User	57	784.42	804.03
	16322PA0040026	Rating Area 6	Tobacco User/Non-Tobacco User	58	820.15	840.65
	16322PA0040026	Rating Area 6	Tobacco User/Non-Tobacco User	59	837.85	858.80
	16322PA0040026	Rating Area 6	Tobacco User/Non-Tobacco User	60	873.58	895.42
	16322PA0040026	Rating Area 6	Tobacco User/Non-Tobacco User	61	904.48	927.09
	16322PA0040026	Rating Area 6	Tobacco User/Non-Tobacco User	62	924.76	947.88
	16322PA0040026	Rating Area 6	Tobacco User/Non-Tobacco User	63	950.19	973.94
	16322PA0040026	Rating Area 6	Tobacco User/Non-Tobacco User	64 and over	965.64	989.78
	16322PA0040037	Rating Area 1	Tobacco User/Non-Tobacco User	0-14	220.27	220.27
	16322PA0040037	Rating Area 1	Tobacco User/Non-Tobacco User	15	239.85	239.85
	16322PA0040037	Rating Area 1	Tobacco User/Non-Tobacco User	16	247.33	247.33
	16322PA0040037	Rating Area 1	Tobacco User/Non-Tobacco User	17	254.82	254.82
	16322PA0040037	Rating Area 1	Tobacco User/Non-Tobacco User	18	262.88	262.88
	16322PA0040037	Rating Area 1	Tobacco User/Non-Tobacco User	19	270.94	270.94
	16322PA0040037	Rating Area 1	Tobacco User/Non-Tobacco User	20	279.29	279.29

16322PA0040037	Rating Area 1	Tobacco User/Non-Tobacco User	21	287.93	295.13
	Rating Area 1	Tobacco User/Non-Tobacco User	22	287.93	295.13
	Rating Area 1	Tobacco User/Non-Tobacco User	23	287.93	295.13
	Rating Area 1	Tobacco User/Non-Tobacco User	24	287.93	295.13
	Rating Area 1	Tobacco User/Non-Tobacco User	25	289.08	296.31
	Rating Area 1	Tobacco User/Non-Tobacco User	26	294.84	302.21
	Rating Area 1	Tobacco User/Non-Tobacco User	27	301.75	309.29
	Rating Area 1	Tobacco User/Non-Tobacco User	28	312.98	320.80
	Rating Area 1	Tobacco User/Non-Tobacco User	29	322.19	330.25
	Rating Area 1	Tobacco User/Non-Tobacco User	30	326.80	334.97
	Rating Area 1	Tobacco User/Non-Tobacco User	31	333.71	342.05
	Rating Area 1	Tobacco User/Non-Tobacco User	32	340.62	349.14
	Rating Area 1	Tobacco User/Non-Tobacco User	33	344.94	353.56
	Rating Area 1	Tobacco User/Non-Tobacco User	34	349.55	358.29
	Rating Area 1	Tobacco User/Non-Tobacco User	35	351.85	360.65
	Rating Area 1	Tobacco User/Non-Tobacco User	36	354.15	363.01
	Rating Area 1	Tobacco User/Non-Tobacco User	37	356.46	365.37
	Rating Area 1	Tobacco User/Non-Tobacco User	38	358.76	367.73
	Rating Area 1	Tobacco User/Non-Tobacco User	39	363.37	372.45
	Rating Area 1	Tobacco User/Non-Tobacco User	40	367.97	377.17
	Rating Area 1	Tobacco User/Non-Tobacco User	41	374.88	384.26
	Rating Area 1	Tobacco User/Non-Tobacco User	42	381.51	391.04
	Rating Area 1	Tobacco User/Non-Tobacco User	43	390.72	400.49
	Rating Area 1	Tobacco User/Non-Tobacco User	44	402.24	412.29
	Rating Area 1	Tobacco User/Non-Tobacco User	45	415.77	426.17
	Rating Area 1	Tobacco User/Non-Tobacco User	46	431.90	442.69
	Rating Area 1	Tobacco User/Non-Tobacco User	47	450.03	461.29
	Rating Area 1	Tobacco User/Non-Tobacco User	48	470.77	482.53
	Rating Area 1	Tobacco User/Non-Tobacco User	49	491.21	503.49
	Rating Area 1	Tobacco User/Non-Tobacco User	50	514.24	527.10
	Rating Area 1	Tobacco User/Non-Tobacco User	51	536.99	550.41
	Rating Area 1	Tobacco User/Non-Tobacco User	52	562.04	576.09
	Rating Area 1	Tobacco User/Non-Tobacco User	53	587.38	602.06
	Rating Area 1	Tobacco User/Non-Tobacco User	54	614.73	630.10
	Rating Area 1	Tobacco User/Non-Tobacco User	55	642.08	658.14
	Rating Area 1	Tobacco User/Non-Tobacco User	56	671.74	688.53
	Rating Area 1	Tobacco User/Non-Tobacco User	57	701.69	719.23
	Rating Area 1	Tobacco User/Non-Tobacco User	58	733.65	751.99
	Rating Area 1	Tobacco User/Non-Tobacco User	59	749.48	768.22
	Rating Area 1	Tobacco User/Non-Tobacco User	60	781.44	800.98
	Rating Area 1	Tobacco User/Non-Tobacco User	61	809.08	829.31
	Rating Area 1	Tobacco User/Non-Tobacco User	62	827.22	847.90
	Rating Area 1	Tobacco User/Non-Tobacco User	63	849.97	871.22
	Rating Area 1	Tobacco User/Non-Tobacco User	64 and over	863.79	885.38
16322PA0040037	Rating Area 2	Tobacco User/Non-Tobacco User	0-14	265.65	265.65
16322PA0040037	Rating Area 2	Tobacco User/Non-Tobacco User	15	289.26	289.26
16322PA0040037	Rating Area 2	Tobacco User/Non-Tobacco User	16	298.29	298.29
16322PA0040037	Rating Area 2	Tobacco User/Non-Tobacco User	17	307.32	307.32
16322PA0040037	Rating Area 2	Tobacco User/Non-Tobacco User	18	317.04	317.04
16322PA0040037	Rating Area 2	Tobacco User/Non-Tobacco User	19	326.76	326.76
16322PA0040037	Rating Area 2	Tobacco User/Non-Tobacco User	20	336.83	336.83
16322PA0040037	Rating Area 2	Tobacco User/Non-Tobacco User	21	347.25	355.93
16322PA0040037	Rating Area 2	Tobacco User/Non-Tobacco User	22	347.25	355.93
16322PA0040037	Rating Area 2	Tobacco User/Non-Tobacco User	23	347.25	355.93
16322PA0040037	Rating Area 2	Tobacco User/Non-Tobacco User	24	347.25	355.93
16322PA0040037	Rating Area 2	Tobacco User/Non-Tobacco User	25	348.64	357.35
16322PA0040037	Rating Area 2	Tobacco User/Non-Tobacco User	26	355.58	364.47
16322PA0040037	Rating Area 2	Tobacco User/Non-Tobacco User	27	363.92	373.02
16322PA0040037	Rating Area 2	Tobacco User/Non-Tobacco User	28	377.46	386.90
16322PA0040037	Rating Area 2	Tobacco User/Non-Tobacco User	29	388.57	398.29
16322PA0040037	Rating Area 2	Tobacco User/Non-Tobacco User	30	394.13	403.98
16322PA0040037	Rating Area 2	Tobacco User/Non-Tobacco User	31	402.46	412.52
16322PA0040037	Rating Area 2	Tobacco User/Non-Tobacco User	32	410.80	421.07
16322PA0040037	Rating Area 2	Tobacco User/Non-Tobacco User	33	416.01	426.41
16322PA0040037	Rating Area 2	Tobacco User/Non-Tobacco User	34	421.56	432.10
16322PA0040037	Rating Area 2	Tobacco User/Non-Tobacco User	35	424.34	434.95
16322PA0040037	Rating Area 2	Tobacco User/Non-Tobacco User	36	427.12	437.80
16322PA0040037	Rating Area 2	Tobacco User/Non-Tobacco User	37	429.90	440.64
16322PA0040037	Rating Area 2	Tobacco User/Non-Tobacco User	38	432.67	443.49
16322PA0040037	Rating Area 2	Tobacco User/Non-Tobacco User	39	438.23	449.19
16322PA0040037	Rating Area 2	Tobacco User/Non-Tobacco User	40	443.79	454.88
16322PA0040037	Rating Area 2	Tobacco User/Non-Tobacco User	41	452.12	463.42
16322PA0040037	Rating Area 2	Tobacco User/Non-Tobacco User	42	460.11	471.61
16322PA0040037	Rating Area 2	Tobacco User/Non-Tobacco User	43	471.22	483.00
16322PA0040037	Rating Area 2	Tobacco User/Non-Tobacco User	44	485.11	497.24
16322PA0040037	Rating Area 2	Tobacco User/Non-Tobacco User	45	501.43	513.96
16322PA0040037	Rating Area 2	Tobacco User/Non-Tobacco User	46	520.88	533.90
16322PA0040037	Rating Area 2	Tobacco User/Non-Tobacco User	47	542.75	556.32
16322PA0040037	Rating Area 2	Tobacco User/Non-Tobacco User	48	567.75	581.95
16322PA0040037	Rating Area 2	Tobacco User/Non-Tobacco User	49	592.41	607.22
16322PA0040037	Rating Area 2	Tobacco User/Non-Tobacco User	50	620.19	635.69
16322PA0040037	Rating Area 2	Tobacco User/Non-Tobacco User	51	647.62	663.81
16322PA0040037	Rating Area 2	Tobacco User/Non-Tobacco User	52	677.83	694.78
16322PA0040037	Rating Area 2	Tobacco User/Non-Tobacco User	53	708.39	726.10
16322PA0040037	Rating Area 2	Tobacco User/Non-Tobacco User	54	741.38	759.91
16322PA0040037	Rating Area 2	Tobacco User/Non-Tobacco User	55	774.37	793.73
16322PA0040037	Rating Area 2	Tobacco User/Non-Tobacco User	56	810.13	830.39
16322PA0040037	Rating Area 2	Tobacco User/Non-Tobacco User	57	846.25	867.40
16322PA0040037	Rating Area 2	Tobacco User/Non-Tobacco User	58	884.79	906.91
16322PA0040037	Rating Area 2	Tobacco User/Non-Tobacco User	59	903.89	926.49
16322PA0040037	Rating Area 2	Tobacco User/Non-Tobacco User	60	942.44	966.00
16322PA0040037	Rating Area 2	Tobacco User/Non-Tobacco User	61	975.77	1000.17
16322PA0040037	Rating Area 2	Tobacco User/Non-Tobacco User	62	997.65	1022.59
16322PA0040037	Rating Area 2	Tobacco User/Non-Tobacco User	63	1025.08	1050.71
16322PA0040037	Rating Area 2	Tobacco User/Non-Tobacco User	64 and over	1041.75	1067.79
16322PA0040037	Rating Area 4	Tobacco User/Non-Tobacco User	0-14	220.27	220.27
16322PA0040037	Rating Area 4	Tobacco User/Non-Tobacco User	15	239.85	239.85
16322PA0040037	Rating Area 4	Tobacco User/Non-Tobacco User	16	247.33	247.33
16322PA0040037	Rating Area 4	Tobacco User/Non-Tobacco User	17	254.82	254.82
16322PA0040037	Rating Area 4	Tobacco User/Non-Tobacco User	18	262.88	262.88
16322PA0040037	Rating Area 4	Tobacco User/Non-Tobacco User	19	270.94	270.94
16322PA0040037	Rating Area 4	Tobacco User/Non-Tobacco User	20	279.29	279.29
16322PA0040037	Rating Area 4	Tobacco User/Non-Tobacco User	21	287.93	295.13
16322PA0040037	Rating Area 4	Tobacco User/Non-Tobacco User	22	287.93	295.13
16322PA0040037	Rating Area 4	Tobacco User/Non-Tobacco User	23	287.93	295.13
16322PA0040037	Rating Area 4	Tobacco User/Non-Tobacco User	24	287.93	295.13
16322PA0040037	Rating Area 4	Tobacco User/Non-Tobacco User	25	289.08	296.31
16322PA0040037	Rating Area 4	Tobacco User/Non-Tobacco User	26	294.84	302.21
16322PA0040037	Rating Area 4	Tobacco User/Non-Tobacco User	27	301.75	309.29
16322PA0040037	Rating Area 4	Tobacco User/Non-Tobacco User	28	312.98	320.80
16322PA0040037	Rating Area 4	Tobacco User/Non-Tobacco User	29	322.19	330.25
16322PA0040037	Rating Area 4	Tobacco User/Non-Tobacco User	30	326.80	334.97
16322PA0040037	Rating Area 4	Tobacco User/Non-Tobacco User	31	333.71	342.05
16322PA0040037	Rating Area 4	Tobacco User/Non-Tobacco User	32	340.62	349.14
16322PA0040037	Rating Area 4	Tobacco User/Non-Tobacco User	33	344.94	353.56
16322PA0040037	Rating Area 4	Tobacco User/Non-Tobacco User	34	349.55	358.29
16322PA0040037	Rating Area 4	Tobacco User/Non-Tobacco User	35	351.85	360.65
16322PA0040037	Rating Area 4	Tobacco User/Non-Tobacco User	36	354.15	363.01
16322PA0040037	Rating Area 4	Tobacco User/Non-Tobacco User	37	356.46	365.37
16322PA0040037	Rating Area 4	Tobacco User/Non-Tobacco User	38	358.76	367.73
16322PA0040037	Rating Area 4	Tobacco User/Non-Tobacco User	39	363.37	372.45
16322PA0040037	Rating Area 4	Tobacco User/Non-Tobacco User	40	367.97	377.17
16322PA0040037	Rating Area 4	Tobacco User/Non-Tobacco User	41	374.88	384.26
16322PA0040037	Rating Area 4	Tobacco User/Non-Tobacco User	42	381.51	391.04
16322PA0040037	Rating Area 4	Tobacco User/Non-Tobacco User	43	390.72	400.49
16322PA0040037	Rating Area 4	Tobacco User/Non-Tobacco User	44	402.24	412.29
16322PA0040037	Rating Area 4	Tobacco User/Non-Tobacco User	45	415.77	426.17
16322PA0040037	Rating Area 4	Tobacco User/Non-Tobacco User	46	431.90	442.69
16322PA0040037	Rating Area 4	Tobacco User/Non-Tobacco User	47	450.03	461.29
16322PA0040037	Rating Area 4	Tobacco User/Non-Tobacco User	48	470.77	482.53

	16322PA0040037	Rating Area 4	Tobacco User/Non-Tobacco User	49	491.21	503.49
	16322PA0040037	Rating Area 4	Tobacco User/Non-Tobacco User	50	514.24	527.10
	16322PA0040037	Rating Area 4	Tobacco User/Non-Tobacco User	51	536.99	550.41
	16322PA0040037	Rating Area 4	Tobacco User/Non-Tobacco User	52	562.04	576.09
	16322PA0040037	Rating Area 4	Tobacco User/Non-Tobacco User	53	587.38	602.06
	16322PA0040037	Rating Area 4	Tobacco User/Non-Tobacco User	54	614.73	630.10
	16322PA0040037	Rating Area 4	Tobacco User/Non-Tobacco User	55	642.08	658.14
	16322PA0040037	Rating Area 4	Tobacco User/Non-Tobacco User	56	671.74	688.53
	16322PA0040037	Rating Area 4	Tobacco User/Non-Tobacco User	57	701.69	719.23
	16322PA0040037	Rating Area 4	Tobacco User/Non-Tobacco User	58	733.65	751.99
	16322PA0040037	Rating Area 4	Tobacco User/Non-Tobacco User	59	749.48	768.22
	16322PA0040037	Rating Area 4	Tobacco User/Non-Tobacco User	60	781.44	800.98
	16322PA0040037	Rating Area 4	Tobacco User/Non-Tobacco User	61	809.08	829.31
	16322PA0040037	Rating Area 4	Tobacco User/Non-Tobacco User	62	827.22	847.90
	16322PA0040037	Rating Area 4	Tobacco User/Non-Tobacco User	63	849.97	871.22
	16322PA0040037	Rating Area 4	Tobacco User/Non-Tobacco User	64 and over	863.79	885.38
	16322PA0040037	Rating Area 5	Tobacco User/Non-Tobacco User	0-14	220.27	220.27
	16322PA0040037	Rating Area 5	Tobacco User/Non-Tobacco User	15	239.85	239.85
	16322PA0040037	Rating Area 5	Tobacco User/Non-Tobacco User	16	247.33	247.33
	16322PA0040037	Rating Area 5	Tobacco User/Non-Tobacco User	17	254.82	254.82
	16322PA0040037	Rating Area 5	Tobacco User/Non-Tobacco User	18	262.88	262.88
	16322PA0040037	Rating Area 5	Tobacco User/Non-Tobacco User	19	270.94	270.94
	16322PA0040037	Rating Area 5	Tobacco User/Non-Tobacco User	20	279.29	279.29
	16322PA0040037	Rating Area 5	Tobacco User/Non-Tobacco User	21	287.93	295.13
	16322PA0040037	Rating Area 5	Tobacco User/Non-Tobacco User	22	287.93	295.13
	16322PA0040037	Rating Area 5	Tobacco User/Non-Tobacco User	23	287.93	295.13
	16322PA0040037	Rating Area 5	Tobacco User/Non-Tobacco User	24	287.93	295.13
	16322PA0040037	Rating Area 5	Tobacco User/Non-Tobacco User	25	289.08	296.31
	16322PA0040037	Rating Area 5	Tobacco User/Non-Tobacco User	26	294.84	302.21
	16322PA0040037	Rating Area 5	Tobacco User/Non-Tobacco User	27	301.75	309.29
	16322PA0040037	Rating Area 5	Tobacco User/Non-Tobacco User	28	312.98	320.80
	16322PA0040037	Rating Area 5	Tobacco User/Non-Tobacco User	29	322.19	330.25
	16322PA0040037	Rating Area 5	Tobacco User/Non-Tobacco User	30	326.80	334.97
	16322PA0040037	Rating Area 5	Tobacco User/Non-Tobacco User	31	333.71	342.05
	16322PA0040037	Rating Area 5	Tobacco User/Non-Tobacco User	32	340.62	349.14
	16322PA0040037	Rating Area 5	Tobacco User/Non-Tobacco User	33	344.94	353.56
	16322PA0040037	Rating Area 5	Tobacco User/Non-Tobacco User	34	349.55	358.29
	16322PA0040037	Rating Area 5	Tobacco User/Non-Tobacco User	35	351.85	360.65
	16322PA0040037	Rating Area 5	Tobacco User/Non-Tobacco User	36	354.15	363.01
	16322PA0040037	Rating Area 5	Tobacco User/Non-Tobacco User	37	356.46	365.37
	16322PA0040037	Rating Area 5	Tobacco User/Non-Tobacco User	38	358.76	367.73
	16322PA0040037	Rating Area 5	Tobacco User/Non-Tobacco User	39	363.37	372.45
	16322PA0040037	Rating Area 5	Tobacco User/Non-Tobacco User	40	367.97	377.17
	16322PA0040037	Rating Area 5	Tobacco User/Non-Tobacco User	41	374.88	384.26
	16322PA0040037	Rating Area 5	Tobacco User/Non-Tobacco User	42	381.51	391.04
	16322PA0040037	Rating Area 5	Tobacco User/Non-Tobacco User	43	390.72	400.49
	16322PA0040037	Rating Area 5	Tobacco User/Non-Tobacco User	44	402.24	412.29
	16322PA0040037	Rating Area 5	Tobacco User/Non-Tobacco User	45	415.77	426.17
	16322PA0040037	Rating Area 5	Tobacco User/Non-Tobacco User	46	431.90	442.69
	16322PA0040037	Rating Area 5	Tobacco User/Non-Tobacco User	47	450.03	461.29
	16322PA0040037	Rating Area 5	Tobacco User/Non-Tobacco User	48	470.77	482.53
	16322PA0040037	Rating Area 5	Tobacco User/Non-Tobacco User	49	491.21	503.49
	16322PA0040037	Rating Area 5	Tobacco User/Non-Tobacco User	50	514.24	527.10
	16322PA0040037	Rating Area 5	Tobacco User/Non-Tobacco User	51	536.99	550.41
	16322PA0040037	Rating Area 5	Tobacco User/Non-Tobacco User	52	562.04	576.09
	16322PA0040037	Rating Area 5	Tobacco User/Non-Tobacco User	53	587.38	602.06
	16322PA0040037	Rating Area 5	Tobacco User/Non-Tobacco User	54	614.73	630.10
	16322PA0040037	Rating Area 5	Tobacco User/Non-Tobacco User	55	642.08	658.14
	16322PA0040037	Rating Area 5	Tobacco User/Non-Tobacco User	56	671.74	688.53
	16322PA0040037	Rating Area 5	Tobacco User/Non-Tobacco User	57	701.69	719.23
	16322PA0040037	Rating Area 5	Tobacco User/Non-Tobacco User	58	733.65	751.99
	16322PA0040037	Rating Area 5	Tobacco User/Non-Tobacco User	59	749.48	768.22
	16322PA0040037	Rating Area 5	Tobacco User/Non-Tobacco User	60	781.44	800.98
	16322PA0040037	Rating Area 5	Tobacco User/Non-Tobacco User	61	809.08	829.31
	16322PA0040037	Rating Area 5	Tobacco User/Non-Tobacco User	62	827.22	847.90
	16322PA0040037	Rating Area 5	Tobacco User/Non-Tobacco User	63	849.97	871.22
	16322PA0040037	Rating Area 5	Tobacco User/Non-Tobacco User	64 and over	863.79	885.38
	16322PA0040037	Rating Area 6	Tobacco User/Non-Tobacco User	0-14	326.33	326.33
	16322PA0040037	Rating Area 6	Tobacco User/Non-Tobacco User	15	355.33	355.33
	16322PA0040037	Rating Area 6	Tobacco User/Non-Tobacco User	16	366.42	366.42
	16322PA0040037	Rating Area 6	Tobacco User/Non-Tobacco User	17	377.51	377.51
	16322PA0040037	Rating Area 6	Tobacco User/Non-Tobacco User	18	389.46	389.46
	16322PA0040037	Rating Area 6	Tobacco User/Non-Tobacco User	19	401.40	401.40
	16322PA0040037	Rating Area 6	Tobacco User/Non-Tobacco User	20	413.77	413.77
	16322PA0040037	Rating Area 6	Tobacco User/Non-Tobacco User	21	426.57	437.23
	16322PA0040037	Rating Area 6	Tobacco User/Non-Tobacco User	22	426.57	437.23
	16322PA0040037	Rating Area 6	Tobacco User/Non-Tobacco User	23	426.57	437.23
	16322PA0040037	Rating Area 6	Tobacco User/Non-Tobacco User	24	426.57	437.23
	16322PA0040037	Rating Area 6	Tobacco User/Non-Tobacco User	25	428.28	438.98
	16322PA0040037	Rating Area 6	Tobacco User/Non-Tobacco User	26	436.81	447.73
	16322PA0040037	Rating Area 6	Tobacco User/Non-Tobacco User	27	447.05	458.22
	16322PA0040037	Rating Area 6	Tobacco User/Non-Tobacco User	28	463.68	475.27
	16322PA0040037	Rating Area 6	Tobacco User/Non-Tobacco User	29	477.33	489.27
	16322PA0040037	Rating Area 6	Tobacco User/Non-Tobacco User	30	484.16	496.26
	16322PA0040037	Rating Area 6	Tobacco User/Non-Tobacco User	31	494.39	506.75
	16322PA0040037	Rating Area 6	Tobacco User/Non-Tobacco User	32	504.63	517.25
	16322PA0040037	Rating Area 6	Tobacco User/Non-Tobacco User	33	511.03	523.81
	16322PA0040037	Rating Area 6	Tobacco User/Non-Tobacco User	34	517.86	530.80
	16322PA0040037	Rating Area 6	Tobacco User/Non-Tobacco User	35	521.27	534.30
	16322PA0040037	Rating Area 6	Tobacco User/Non-Tobacco User	36	524.68	537.80
	16322PA0040037	Rating Area 6	Tobacco User/Non-Tobacco User	37	528.09	541.30
	16322PA0040037	Rating Area 6	Tobacco User/Non-Tobacco User	38	531.51	544.79
	16322PA0040037	Rating Area 6	Tobacco User/Non-Tobacco User	39	538.33	551.79
	16322PA0040037	Rating Area 6	Tobacco User/Non-Tobacco User	40	545.16	558.79
	16322PA0040037	Rating Area 6	Tobacco User/Non-Tobacco User	41	555.39	569.28
	16322PA0040037	Rating Area 6	Tobacco User/Non-Tobacco User	42	565.21	579.34
	16322PA0040037	Rating Area 6	Tobacco User/Non-Tobacco User	43	578.86	593.33
	16322PA0040037	Rating Area 6	Tobacco User/Non-Tobacco User	44	595.92	610.82
	16322PA0040037	Rating Area 6	Tobacco User/Non-Tobacco User	45	615.97	631.37
	16322PA0040037	Rating Area 6	Tobacco User/Non-Tobacco User	46	639.86	655.85
	16322PA0040037	Rating Area 6	Tobacco User/Non-Tobacco User	47	666.73	683.40
	16322PA0040037	Rating Area 6	Tobacco User/Non-Tobacco User	48	697.44	714.88
	16322PA0040037	Rating Area 6	Tobacco User/Non-Tobacco User	49	727.73	745.92
	16322PA0040037	Rating Area 6	Tobacco User/Non-Tobacco User	50	761.85	780.90
	16322PA0040037	Rating Area 6	Tobacco User/Non-Tobacco User	51	795.55	815.44
	16322PA0040037	Rating Area 6	Tobacco User/Non-Tobacco User	52	832.66	853.48
	16322PA0040037	Rating Area 6	Tobacco User/Non-Tobacco User	53	870.20	891.96
	16322PA0040037	Rating Area 6	Tobacco User/Non-Tobacco User	54	910.73	933.50
	16322PA0040037	Rating Area 6	Tobacco User/Non-Tobacco User	55	951.25	975.03
	16322PA0040037	Rating Area 6	Tobacco User/Non-Tobacco User	56	995.19	1020.07
	16322PA0040037	Rating Area 6	Tobacco User/Non-Tobacco User	57	1039.55	1065.54
	16322PA0040037	Rating Area 6	Tobacco User/Non-Tobacco User	58	1086.90	1114.07
	16322PA0040037	Rating Area 6	Tobacco User/Non-Tobacco User	59	1110.36	1138.12
	16322PA0040037	Rating Area 6	Tobacco User/Non-Tobacco User	60	1157.71	1186.65
	16322PA0040037	Rating Area 6	Tobacco User/Non-Tobacco User	61	1198.66	1228.63
	16322PA0040037	Rating Area 6	Tobacco User/Non-Tobacco User	62	1225.54	1256.17
	16322PA0040037	Rating Area 6	Tobacco User/Non-Tobacco User	63	1259.23	1290.72
	16322PA0040037	Rating Area 6	Tobacco User/Non-Tobacco User	64 and over	1279.71	1311.70
	16322PA0040039	Rating Area 3	Tobacco User/Non-Tobacco User	0-14	232.77	232.77
	16322PA0040039	Rating Area 3	Tobacco User/Non-Tobacco User	15	253.46	253.46
	16322PA0040039	Rating Area 3	Tobacco User/Non-Tobacco User	16	261.37	261.37
	16322PA0040039	Rating Area 3	Tobacco User/Non-Tobacco User	17	269.28	269.28
	16322PA0040039	Rating Area 3	Tobacco User/Non-Tobacco User	18	277.80	277.80
	16322PA0040039	Rating Area 3	Tobacco User/Non-Tobacco User	19	286.32	286.32
	16322PA0040039	Rating Area 3	Tobacco User/Non-Tobacco User	20	295.14	295.14
	16322PA0040039	Rating Area 3	Tobacco User/Non-Tobacco User	21	304.27	311.88
	16322PA0040039	Rating Area 3	Tobacco User/Non-Tobacco User	22	304.27	311.88
	16322PA0040039	Rating Area 3	Tobacco User/Non-Tobacco User	23	304.27	311.88
	16322PA0040039	Rating Area 3	Tobacco User/Non-Tobacco User	24	304.27	311.88
	16322PA0040039	Rating Area 3	Tobacco User/Non-Tobacco User	25	305.49	313.12

	16322PA0040039	Rating Area 3	Tobacco User/Non-Tobacco User	26	311.57	319.36
	16322PA0040039	Rating Area 3	Tobacco User/Non-Tobacco User	27	318.87	326.85
	16322PA0040039	Rating Area 3	Tobacco User/Non-Tobacco User	28	330.74	339.01
	16322PA0040039	Rating Area 3	Tobacco User/Non-Tobacco User	29	340.48	348.99
	16322PA0040039	Rating Area 3	Tobacco User/Non-Tobacco User	30	345.35	353.98
	16322PA0040039	Rating Area 3	Tobacco User/Non-Tobacco User	31	352.65	361.47
	16322PA0040039	Rating Area 3	Tobacco User/Non-Tobacco User	32	359.95	368.95
	16322PA0040039	Rating Area 3	Tobacco User/Non-Tobacco User	33	364.52	373.63
	16322PA0040039	Rating Area 3	Tobacco User/Non-Tobacco User	34	369.38	378.62
	16322PA0040039	Rating Area 3	Tobacco User/Non-Tobacco User	35	371.82	381.11
	16322PA0040039	Rating Area 3	Tobacco User/Non-Tobacco User	36	374.25	383.61
	16322PA0040039	Rating Area 3	Tobacco User/Non-Tobacco User	37	376.69	386.10
	16322PA0040039	Rating Area 3	Tobacco User/Non-Tobacco User	38	379.12	388.60
	16322PA0040039	Rating Area 3	Tobacco User/Non-Tobacco User	39	383.99	393.59
	16322PA0040039	Rating Area 3	Tobacco User/Non-Tobacco User	40	388.86	398.58
	16322PA0040039	Rating Area 3	Tobacco User/Non-Tobacco User	41	396.16	406.06
	16322PA0040039	Rating Area 3	Tobacco User/Non-Tobacco User	42	403.16	413.24
	16322PA0040039	Rating Area 3	Tobacco User/Non-Tobacco User	43	412.89	423.22
	16322PA0040039	Rating Area 3	Tobacco User/Non-Tobacco User	44	425.07	435.69
	16322PA0040039	Rating Area 3	Tobacco User/Non-Tobacco User	45	439.37	450.35
	16322PA0040039	Rating Area 3	Tobacco User/Non-Tobacco User	46	456.41	467.82
	16322PA0040039	Rating Area 3	Tobacco User/Non-Tobacco User	47	475.57	487.46
	16322PA0040039	Rating Area 3	Tobacco User/Non-Tobacco User	48	497.48	509.92
	16322PA0040039	Rating Area 3	Tobacco User/Non-Tobacco User	49	519.08	532.06
	16322PA0040039	Rating Area 3	Tobacco User/Non-Tobacco User	50	543.43	557.01
	16322PA0040039	Rating Area 3	Tobacco User/Non-Tobacco User	51	567.46	581.65
	16322PA0040039	Rating Area 3	Tobacco User/Non-Tobacco User	52	593.94	608.78
	16322PA0040039	Rating Area 3	Tobacco User/Non-Tobacco User	53	620.71	636.23
	16322PA0040039	Rating Area 3	Tobacco User/Non-Tobacco User	54	649.62	665.86
	16322PA0040039	Rating Area 3	Tobacco User/Non-Tobacco User	55	678.52	695.49
	16322PA0040039	Rating Area 3	Tobacco User/Non-Tobacco User	56	709.86	727.61
	16322PA0040039	Rating Area 3	Tobacco User/Non-Tobacco User	57	741.51	760.04
	16322PA0040039	Rating Area 3	Tobacco User/Non-Tobacco User	58	775.28	794.66
	16322PA0040039	Rating Area 3	Tobacco User/Non-Tobacco User	59	792.01	811.82
	16322PA0040039	Rating Area 3	Tobacco User/Non-Tobacco User	60	825.79	846.43
	16322PA0040039	Rating Area 3	Tobacco User/Non-Tobacco User	61	855.00	876.37
	16322PA0040039	Rating Area 3	Tobacco User/Non-Tobacco User	62	874.17	896.02
	16322PA0040039	Rating Area 3	Tobacco User/Non-Tobacco User	63	898.21	920.66
	16322PA0040039	Rating Area 3	Tobacco User/Non-Tobacco User	64 and over	912.81	935.63
	16322PA0040039	Rating Area 6	Tobacco User/Non-Tobacco User	0-14	260.27	260.27
	16322PA0040039	Rating Area 6	Tobacco User/Non-Tobacco User	15	283.40	283.40
	16322PA0040039	Rating Area 6	Tobacco User/Non-Tobacco User	16	292.25	292.25
	16322PA0040039	Rating Area 6	Tobacco User/Non-Tobacco User	17	301.09	301.09
	16322PA0040039	Rating Area 6	Tobacco User/Non-Tobacco User	18	310.62	310.62
	16322PA0040039	Rating Area 6	Tobacco User/Non-Tobacco User	19	320.15	320.15
	16322PA0040039	Rating Area 6	Tobacco User/Non-Tobacco User	20	330.01	330.01
	16322PA0040039	Rating Area 6	Tobacco User/Non-Tobacco User	21	340.22	348.73
	16322PA0040039	Rating Area 6	Tobacco User/Non-Tobacco User	22	340.22	348.73
	16322PA0040039	Rating Area 6	Tobacco User/Non-Tobacco User	23	340.22	348.73
	16322PA0040039	Rating Area 6	Tobacco User/Non-Tobacco User	24	340.22	348.73
	16322PA0040039	Rating Area 6	Tobacco User/Non-Tobacco User	25	341.58	350.12
	16322PA0040039	Rating Area 6	Tobacco User/Non-Tobacco User	26	348.39	357.09
	16322PA0040039	Rating Area 6	Tobacco User/Non-Tobacco User	27	356.55	365.46
	16322PA0040039	Rating Area 6	Tobacco User/Non-Tobacco User	28	369.82	379.06
	16322PA0040039	Rating Area 6	Tobacco User/Non-Tobacco User	29	380.71	390.22
	16322PA0040039	Rating Area 6	Tobacco User/Non-Tobacco User	30	386.15	395.80
	16322PA0040039	Rating Area 6	Tobacco User/Non-Tobacco User	31	394.31	404.17
	16322PA0040039	Rating Area 6	Tobacco User/Non-Tobacco User	32	402.48	412.54
	16322PA0040039	Rating Area 6	Tobacco User/Non-Tobacco User	33	407.58	417.77
	16322PA0040039	Rating Area 6	Tobacco User/Non-Tobacco User	34	413.03	423.35
	16322PA0040039	Rating Area 6	Tobacco User/Non-Tobacco User	35	415.75	426.14
	16322PA0040039	Rating Area 6	Tobacco User/Non-Tobacco User	36	418.47	428.93
	16322PA0040039	Rating Area 6	Tobacco User/Non-Tobacco User	37	421.19	431.72
	16322PA0040039	Rating Area 6	Tobacco User/Non-Tobacco User	38	423.91	434.51
	16322PA0040039	Rating Area 6	Tobacco User/Non-Tobacco User	39	429.36	440.09
	16322PA0040039	Rating Area 6	Tobacco User/Non-Tobacco User	40	434.80	445.67
	16322PA0040039	Rating Area 6	Tobacco User/Non-Tobacco User	41	442.97	454.04
	16322PA0040039	Rating Area 6	Tobacco User/Non-Tobacco User	42	450.79	462.06
	16322PA0040039	Rating Area 6	Tobacco User/Non-Tobacco User	43	461.68	473.22
	16322PA0040039	Rating Area 6	Tobacco User/Non-Tobacco User	44	475.29	487.17
	16322PA0040039	Rating Area 6	Tobacco User/Non-Tobacco User	45	491.28	503.56
	16322PA0040039	Rating Area 6	Tobacco User/Non-Tobacco User	46	510.33	523.09
	16322PA0040039	Rating Area 6	Tobacco User/Non-Tobacco User	47	531.76	545.06
	16322PA0040039	Rating Area 6	Tobacco User/Non-Tobacco User	48	556.26	570.17
	16322PA0040039	Rating Area 6	Tobacco User/Non-Tobacco User	49	580.42	594.93
	16322PA0040039	Rating Area 6	Tobacco User/Non-Tobacco User	50	607.63	622.82
	16322PA0040039	Rating Area 6	Tobacco User/Non-Tobacco User	51	634.51	650.37
	16322PA0040039	Rating Area 6	Tobacco User/Non-Tobacco User	52	664.11	680.71
	16322PA0040039	Rating Area 6	Tobacco User/Non-Tobacco User	53	694.05	711.40
	16322PA0040039	Rating Area 6	Tobacco User/Non-Tobacco User	54	726.37	744.53
	16322PA0040039	Rating Area 6	Tobacco User/Non-Tobacco User	55	758.69	777.66
	16322PA0040039	Rating Area 6	Tobacco User/Non-Tobacco User	56	793.73	813.58
	16322PA0040039	Rating Area 6	Tobacco User/Non-Tobacco User	57	829.12	849.84
	16322PA0040039	Rating Area 6	Tobacco User/Non-Tobacco User	58	866.88	888.55
	16322PA0040039	Rating Area 6	Tobacco User/Non-Tobacco User	59	885.59	907.73
	16322PA0040039	Rating Area 6	Tobacco User/Non-Tobacco User	60	923.36	946.44
	16322PA0040039	Rating Area 6	Tobacco User/Non-Tobacco User	61	956.02	979.92
	16322PA0040039	Rating Area 6	Tobacco User/Non-Tobacco User	62	977.45	1001.89
	16322PA0040039	Rating Area 6	Tobacco User/Non-Tobacco User	63	1004.33	1029.44
	16322PA0040039	Rating Area 6	Tobacco User/Non-Tobacco User	64 and over	1020.66	1046.18
	16322PA0040039	Rating Area 7	Tobacco User/Non-Tobacco User	0-14	264.54	264.54
	16322PA0040039	Rating Area 7	Tobacco User/Non-Tobacco User	15	288.06	288.06
	16322PA0040039	Rating Area 7	Tobacco User/Non-Tobacco User	16	297.05	297.05
	16322PA0040039	Rating Area 7	Tobacco User/Non-Tobacco User	17	306.04	306.04
	16322PA0040039	Rating Area 7	Tobacco User/Non-Tobacco User	18	315.72	315.72
	16322PA0040039	Rating Area 7	Tobacco User/Non-Tobacco User	19	325.41	325.41
	16322PA0040039	Rating Area 7	Tobacco User/Non-Tobacco User	20	335.44	335.44
	16322PA0040039	Rating Area 7	Tobacco User/Non-Tobacco User	21	345.81	354.46
	16322PA0040039	Rating Area 7	Tobacco User/Non-Tobacco User	22	345.81	354.46
	16322PA0040039	Rating Area 7	Tobacco User/Non-Tobacco User	23	345.81	354.46
	16322PA0040039	Rating Area 7	Tobacco User/Non-Tobacco User	24	345.81	354.46
	16322PA0040039	Rating Area 7	Tobacco User/Non-Tobacco User	25	347.19	355.87
	16322PA0040039	Rating Area 7	Tobacco User/Non-Tobacco User	26	354.11	362.96
	16322PA0040039	Rating Area 7	Tobacco User/Non-Tobacco User	27	362.41	371.47
	16322PA0040039	Rating Area 7	Tobacco User/Non-Tobacco User	28	375.90	385.29
	16322PA0040039	Rating Area 7	Tobacco User/Non-Tobacco User	29	386.96	396.64
	16322PA0040039	Rating Area 7	Tobacco User/Non-Tobacco User	30	392.49	402.31
	16322PA0040039	Rating Area 7	Tobacco User/Non-Tobacco User	31	400.79	410.81
	16322PA0040039	Rating Area 7	Tobacco User/Non-Tobacco User	32	409.09	419.32
	16322PA0040039	Rating Area 7	Tobacco User/Non-Tobacco User	33	414.28	424.64
	16322PA0040039	Rating Area 7	Tobacco User/Non-Tobacco User	34	419.81	430.31
	16322PA0040039	Rating Area 7	Tobacco User/Non-Tobacco User	35	422.58	433.14
	16322PA0040039	Rating Area 7	Tobacco User/Non-Tobacco User	36	425.35	435.98
	16322PA0040039	Rating Area 7	Tobacco User/Non-Tobacco User	37	428.11	438.82
	16322PA0040039	Rating Area 7	Tobacco User/Non-Tobacco User	38	430.88	441.65
	16322PA0040039	Rating Area 7	Tobacco User/Non-Tobacco User	39	436.41	447.32
	16322PA0040039	Rating Area 7	Tobacco User/Non-Tobacco User	40	441.95	452.99
	16322PA0040039	Rating Area 7	Tobacco User/Non-Tobacco User	41	450.24	461.50
	16322PA0040039	Rating Area 7	Tobacco User/Non-Tobacco User	42	458.20	469.65
	16322PA0040039	Rating Area 7	Tobacco User/Non-Tobacco User	43	469.26	481.00
	16322PA0040039	Rating Area 7	Tobacco User/Non-Tobacco User	44	483.10	495.17
	16322PA0040039	Rating Area 7	Tobacco User/Non-Tobacco User	45	499.35	511.83
	16322PA0040039	Rating Area 7	Tobacco User/Non-Tobacco User	46	518.72	531.68
	16322PA0040039	Rating Area 7	Tobacco User/Non-Tobacco User	47	540.50	554.01
	16322PA0040039	Rating Area 7	Tobacco User/Non-Tobacco User	48	565.40	579.53
	16322PA0040039	Rating Area 7	Tobacco User/Non-Tobacco User	49	589.95	604.70
	16322PA0040039	Rating Area 7	Tobacco User/Non-Tobacco User	50	617.62	633.06
	16322PA0040039	Rating Area 7	Tobacco User/Non-Tobacco User	51	644.94	661.06
	16322PA0040039	Rating Area 7	Tobacco User/Non-Tobacco User	52	675.02	691.90
	16322PA0040039	Rating Area 7	Tobacco User/Non-Tobacco User	53	705.45	723.09

	16322PA0040039	Rating Area 7	Tobacco User/Non-Tobacco User	54	738.30	756.76
	16322PA0040039	Rating Area 7	Tobacco User/Non-Tobacco User	55	771.16	790.44
	16322PA0040039	Rating Area 7	Tobacco User/Non-Tobacco User	56	806.77	826.94
	16322PA0040039	Rating Area 7	Tobacco User/Non-Tobacco User	57	842.74	863.81
	16322PA0040039	Rating Area 7	Tobacco User/Non-Tobacco User	58	881.12	903.15
	16322PA0040039	Rating Area 7	Tobacco User/Non-Tobacco User	59	900.14	922.65
	16322PA0040039	Rating Area 7	Tobacco User/Non-Tobacco User	60	938.53	961.99
	16322PA0040039	Rating Area 7	Tobacco User/Non-Tobacco User	61	971.73	996.02
	16322PA0040039	Rating Area 7	Tobacco User/Non-Tobacco User	62	993.51	1018.35
	16322PA0040039	Rating Area 7	Tobacco User/Non-Tobacco User	63	1020.83	1046.35
	16322PA0040039	Rating Area 7	Tobacco User/Non-Tobacco User	64 and over	1037.43	1063.37
	16322PA0040039	Rating Area 9	Tobacco User/Non-Tobacco User	0-14	231.64	231.64
	16322PA0040039	Rating Area 9	Tobacco User/Non-Tobacco User	15	252.23	252.23
	16322PA0040039	Rating Area 9	Tobacco User/Non-Tobacco User	16	260.11	260.11
	16322PA0040039	Rating Area 9	Tobacco User/Non-Tobacco User	17	267.98	267.98
	16322PA0040039	Rating Area 9	Tobacco User/Non-Tobacco User	18	276.46	276.46
	16322PA0040039	Rating Area 9	Tobacco User/Non-Tobacco User	19	284.93	284.93
	16322PA0040039	Rating Area 9	Tobacco User/Non-Tobacco User	20	293.72	293.72
	16322PA0040039	Rating Area 9	Tobacco User/Non-Tobacco User	21	302.80	310.37
	16322PA0040039	Rating Area 9	Tobacco User/Non-Tobacco User	22	302.80	310.37
	16322PA0040039	Rating Area 9	Tobacco User/Non-Tobacco User	23	302.80	310.37
	16322PA0040039	Rating Area 9	Tobacco User/Non-Tobacco User	24	302.80	310.37
	16322PA0040039	Rating Area 9	Tobacco User/Non-Tobacco User	25	304.01	311.61
	16322PA0040039	Rating Area 9	Tobacco User/Non-Tobacco User	26	310.07	317.82
	16322PA0040039	Rating Area 9	Tobacco User/Non-Tobacco User	27	317.33	325.27
	16322PA0040039	Rating Area 9	Tobacco User/Non-Tobacco User	28	329.14	337.37
	16322PA0040039	Rating Area 9	Tobacco User/Non-Tobacco User	29	338.83	347.30
	16322PA0040039	Rating Area 9	Tobacco User/Non-Tobacco User	30	343.68	352.27
	16322PA0040039	Rating Area 9	Tobacco User/Non-Tobacco User	31	350.95	359.72
	16322PA0040039	Rating Area 9	Tobacco User/Non-Tobacco User	32	358.21	367.17
	16322PA0040039	Rating Area 9	Tobacco User/Non-Tobacco User	33	362.75	371.82
	16322PA0040039	Rating Area 9	Tobacco User/Non-Tobacco User	34	367.60	376.79
	16322PA0040039	Rating Area 9	Tobacco User/Non-Tobacco User	35	370.02	379.27
	16322PA0040039	Rating Area 9	Tobacco User/Non-Tobacco User	36	372.44	381.76
	16322PA0040039	Rating Area 9	Tobacco User/Non-Tobacco User	37	374.87	384.24
	16322PA0040039	Rating Area 9	Tobacco User/Non-Tobacco User	38	377.29	386.72
	16322PA0040039	Rating Area 9	Tobacco User/Non-Tobacco User	39	382.13	391.69
	16322PA0040039	Rating Area 9	Tobacco User/Non-Tobacco User	40	386.98	396.65
	16322PA0040039	Rating Area 9	Tobacco User/Non-Tobacco User	41	394.25	404.10
	16322PA0040039	Rating Area 9	Tobacco User/Non-Tobacco User	42	401.21	411.24
	16322PA0040039	Rating Area 9	Tobacco User/Non-Tobacco User	43	410.90	421.17
	16322PA0040039	Rating Area 9	Tobacco User/Non-Tobacco User	44	423.01	433.59
	16322PA0040039	Rating Area 9	Tobacco User/Non-Tobacco User	45	437.24	448.17
	16322PA0040039	Rating Area 9	Tobacco User/Non-Tobacco User	46	454.20	465.56
	16322PA0040039	Rating Area 9	Tobacco User/Non-Tobacco User	47	473.28	485.11
	16322PA0040039	Rating Area 9	Tobacco User/Non-Tobacco User	48	495.08	507.45
	16322PA0040039	Rating Area 9	Tobacco User/Non-Tobacco User	49	516.58	529.49
	16322PA0040039	Rating Area 9	Tobacco User/Non-Tobacco User	50	540.80	554.32
	16322PA0040039	Rating Area 9	Tobacco User/Non-Tobacco User	51	564.72	578.84
	16322PA0040039	Rating Area 9	Tobacco User/Non-Tobacco User	52	591.07	605.84
	16322PA0040039	Rating Area 9	Tobacco User/Non-Tobacco User	53	617.71	633.15
	16322PA0040039	Rating Area 9	Tobacco User/Non-Tobacco User	54	646.48	662.64
	16322PA0040039	Rating Area 9	Tobacco User/Non-Tobacco User	55	675.24	692.13
	16322PA0040039	Rating Area 9	Tobacco User/Non-Tobacco User	56	706.43	724.09
	16322PA0040039	Rating Area 9	Tobacco User/Non-Tobacco User	57	737.92	756.37
	16322PA0040039	Rating Area 9	Tobacco User/Non-Tobacco User	58	771.53	790.82
	16322PA0040039	Rating Area 9	Tobacco User/Non-Tobacco User	59	788.19	807.89
	16322PA0040039	Rating Area 9	Tobacco User/Non-Tobacco User	60	821.80	842.34
	16322PA0040039	Rating Area 9	Tobacco User/Non-Tobacco User	61	850.87	872.14
	16322PA0040039	Rating Area 9	Tobacco User/Non-Tobacco User	62	869.94	891.69
	16322PA0040039	Rating Area 9	Tobacco User/Non-Tobacco User	63	893.87	916.21
	16322PA0040039	Rating Area 9	Tobacco User/Non-Tobacco User	64 and over	908.40	931.11
	16322PA0040040	Rating Area 3	Tobacco User/Non-Tobacco User	0-14	389.42	389.42
	16322PA0040040	Rating Area 3	Tobacco User/Non-Tobacco User	15	424.04	424.04
	16322PA0040040	Rating Area 3	Tobacco User/Non-Tobacco User	16	437.27	437.27
	16322PA0040040	Rating Area 3	Tobacco User/Non-Tobacco User	17	450.51	450.51
	16322PA0040040	Rating Area 3	Tobacco User/Non-Tobacco User	18	464.76	464.76
	16322PA0040040	Rating Area 3	Tobacco User/Non-Tobacco User	19	479.02	479.02
	16322PA0040040	Rating Area 3	Tobacco User/Non-Tobacco User	20	493.78	493.78
	16322PA0040040	Rating Area 3	Tobacco User/Non-Tobacco User	21	509.05	521.78
	16322PA0040040	Rating Area 3	Tobacco User/Non-Tobacco User	22	509.05	521.78
	16322PA0040040	Rating Area 3	Tobacco User/Non-Tobacco User	23	509.05	521.78
	16322PA0040040	Rating Area 3	Tobacco User/Non-Tobacco User	24	509.05	521.78
	16322PA0040040	Rating Area 3	Tobacco User/Non-Tobacco User	25	511.09	523.86
	16322PA0040040	Rating Area 3	Tobacco User/Non-Tobacco User	26	521.27	534.30
	16322PA0040040	Rating Area 3	Tobacco User/Non-Tobacco User	27	533.48	546.82
	16322PA0040040	Rating Area 3	Tobacco User/Non-Tobacco User	28	553.34	567.17
	16322PA0040040	Rating Area 3	Tobacco User/Non-Tobacco User	29	569.63	583.87
	16322PA0040040	Rating Area 3	Tobacco User/Non-Tobacco User	30	577.77	592.22
	16322PA0040040	Rating Area 3	Tobacco User/Non-Tobacco User	31	589.99	604.74
	16322PA0040040	Rating Area 3	Tobacco User/Non-Tobacco User	32	602.21	617.26
	16322PA0040040	Rating Area 3	Tobacco User/Non-Tobacco User	33	609.84	625.09
	16322PA0040040	Rating Area 3	Tobacco User/Non-Tobacco User	34	617.99	633.44
	16322PA0040040	Rating Area 3	Tobacco User/Non-Tobacco User	35	622.06	637.61
	16322PA0040040	Rating Area 3	Tobacco User/Non-Tobacco User	36	626.13	641.78
	16322PA0040040	Rating Area 3	Tobacco User/Non-Tobacco User	37	630.20	645.96
	16322PA0040040	Rating Area 3	Tobacco User/Non-Tobacco User	38	634.28	650.13
	16322PA0040040	Rating Area 3	Tobacco User/Non-Tobacco User	39	642.42	658.48
	16322PA0040040	Rating Area 3	Tobacco User/Non-Tobacco User	40	650.57	666.83
	16322PA0040040	Rating Area 3	Tobacco User/Non-Tobacco User	41	662.78	679.35
	16322PA0040040	Rating Area 3	Tobacco User/Non-Tobacco User	42	674.49	691.35
	16322PA0040040	Rating Area 3	Tobacco User/Non-Tobacco User	43	690.78	708.05
	16322PA0040040	Rating Area 3	Tobacco User/Non-Tobacco User	44	711.14	728.92
	16322PA0040040	Rating Area 3	Tobacco User/Non-Tobacco User	45	735.07	753.44
	16322PA0040040	Rating Area 3	Tobacco User/Non-Tobacco User	46	763.58	782.66
	16322PA0040040	Rating Area 3	Tobacco User/Non-Tobacco User	47	795.65	815.54
	16322PA0040040	Rating Area 3	Tobacco User/Non-Tobacco User	48	832.30	853.10
	16322PA0040040	Rating Area 3	Tobacco User/Non-Tobacco User	49	868.44	890.15
	16322PA0040040	Rating Area 3	Tobacco User/Non-Tobacco User	50	909.16	931.89
	16322PA0040040	Rating Area 3	Tobacco User/Non-Tobacco User	51	949.38	973.11
	16322PA0040040	Rating Area 3	Tobacco User/Non-Tobacco User	52	993.67	1018.51
	16322PA0040040	Rating Area 3	Tobacco User/Non-Tobacco User	53	1038.46	1064.42
	16322PA0040040	Rating Area 3	Tobacco User/Non-Tobacco User	54	1086.82	1113.99
	16322PA0040040	Rating Area 3	Tobacco User/Non-Tobacco User	55	1135.18	1163.56
	16322PA0040040	Rating Area 3	Tobacco User/Non-Tobacco User	56	1187.61	1217.30
	16322PA0040040	Rating Area 3	Tobacco User/Non-Tobacco User	57	1240.55	1271.57
	16322PA0040040	Rating Area 3	Tobacco User/Non-Tobacco User	58	1297.06	1329.49
	16322PA0040040	Rating Area 3	Tobacco User/Non-Tobacco User	59	1325.06	1358.18
	16322PA0040040	Rating Area 3	Tobacco User/Non-Tobacco User	60	1381.56	1416.10
	16322PA0040040	Rating Area 3	Tobacco User/Non-Tobacco User	61	1430.43	1466.19
	16322PA0040040	Rating Area 3	Tobacco User/Non-Tobacco User	62	1462.50	1499.06
	16322PA0040040	Rating Area 3	Tobacco User/Non-Tobacco User	63	1502.72	1540.28
	16322PA0040040	Rating Area 3	Tobacco User/Non-Tobacco User	64 and over	1527.15	1565.33
	16322PA0040040	Rating Area 6	Tobacco User/Non-Tobacco User	0-14	435.43	435.43
	16322PA0040040	Rating Area 6	Tobacco User/Non-Tobacco User	15	474.14	474.14
	16322PA0040040	Rating Area 6	Tobacco User/Non-Tobacco User	16	488.93	488.93
	16322PA0040040	Rating Area 6	Tobacco User/Non-Tobacco User	17	503.73	503.73
	16322PA0040040	Rating Area 6	Tobacco User/Non-Tobacco User	18	519.67	519.67
	16322PA0040040	Rating Area 6	Tobacco User/Non-Tobacco User	19	535.61	535.61
	16322PA0040040	Rating Area 6	Tobacco User/Non-Tobacco User	20	552.11	552.11
	16322PA0040040	Rating Area 6	Tobacco User/Non-Tobacco User	21	569.19	583.42
	16322PA0040040	Rating Area 6	Tobacco User/Non-Tobacco User	22	569.19	583.42
	16322PA0040040	Rating Area 6	Tobacco User/Non-Tobacco User	23	569.19	583.42
	16322PA0040040	Rating Area 6	Tobacco User/Non-Tobacco User	24	569.19	583.42
	16322PA0040040	Rating Area 6	Tobacco User/Non-Tobacco User	25	571.47	585.75
	16322PA0040040	Rating Area 6	Tobacco User/Non-Tobacco User	26	582.85	597.42
	16322PA0040040	Rating Area 6	Tobacco User/Non-Tobacco User	27	596.51	611.42
	16322PA0040040	Rating Area 6	Tobacco User/Non-Tobacco User	28	618.71	634.18
	16322PA0040040	Rating Area 6	Tobacco User/Non-Tobacco User	29	636.92	652.85
	16322PA0040040	Rating Area 6	Tobacco User/Non-Tobacco User	30	646.03	662.18

	16322PA0040040	Rating Area 6	Tobacco User/Non-Tobacco User	31	659.69	676.18
	16322PA0040040	Rating Area 6	Tobacco User/Non-Tobacco User	32	673.35	690.19
	16322PA0040040	Rating Area 6	Tobacco User/Non-Tobacco User	33	681.89	698.94
	16322PA0040040	Rating Area 6	Tobacco User/Non-Tobacco User	34	691.00	708.27
	16322PA0040040	Rating Area 6	Tobacco User/Non-Tobacco User	35	695.55	712.94
	16322PA0040040	Rating Area 6	Tobacco User/Non-Tobacco User	36	700.10	717.61
	16322PA0040040	Rating Area 6	Tobacco User/Non-Tobacco User	37	704.66	722.27
	16322PA0040040	Rating Area 6	Tobacco User/Non-Tobacco User	38	709.21	726.94
	16322PA0040040	Rating Area 6	Tobacco User/Non-Tobacco User	39	718.32	736.28
	16322PA0040040	Rating Area 6	Tobacco User/Non-Tobacco User	40	727.42	745.61
	16322PA0040040	Rating Area 6	Tobacco User/Non-Tobacco User	41	741.09	759.61
	16322PA0040040	Rating Area 6	Tobacco User/Non-Tobacco User	42	754.18	773.03
	16322PA0040040	Rating Area 6	Tobacco User/Non-Tobacco User	43	772.39	791.70
	16322PA0040040	Rating Area 6	Tobacco User/Non-Tobacco User	44	795.16	815.04
	16322PA0040040	Rating Area 6	Tobacco User/Non-Tobacco User	45	821.91	842.46
	16322PA0040040	Rating Area 6	Tobacco User/Non-Tobacco User	46	853.79	875.13
	16322PA0040040	Rating Area 6	Tobacco User/Non-Tobacco User	47	889.64	911.89
	16322PA0040040	Rating Area 6	Tobacco User/Non-Tobacco User	48	930.63	953.89
	16322PA0040040	Rating Area 6	Tobacco User/Non-Tobacco User	49	971.04	995.31
	16322PA0040040	Rating Area 6	Tobacco User/Non-Tobacco User	50	1016.57	1041.99
	16322PA0040040	Rating Area 6	Tobacco User/Non-Tobacco User	51	1061.54	1088.08
	16322PA0040040	Rating Area 6	Tobacco User/Non-Tobacco User	52	1111.06	1138.84
	16322PA0040040	Rating Area 6	Tobacco User/Non-Tobacco User	53	1161.15	1190.18
	16322PA0040040	Rating Area 6	Tobacco User/Non-Tobacco User	54	1215.22	1245.60
	16322PA0040040	Rating Area 6	Tobacco User/Non-Tobacco User	55	1269.29	1301.03
	16322PA0040040	Rating Area 6	Tobacco User/Non-Tobacco User	56	1327.92	1361.12
	16322PA0040040	Rating Area 6	Tobacco User/Non-Tobacco User	57	1387.12	1421.79
	16322PA0040040	Rating Area 6	Tobacco User/Non-Tobacco User	58	1450.30	1486.55
	16322PA0040040	Rating Area 6	Tobacco User/Non-Tobacco User	59	1481.60	1518.64
	16322PA0040040	Rating Area 6	Tobacco User/Non-Tobacco User	60	1544.78	1583.40
	16322PA0040040	Rating Area 6	Tobacco User/Non-Tobacco User	61	1599.42	1639.41
	16322PA0040040	Rating Area 6	Tobacco User/Non-Tobacco User	62	1635.28	1676.16
	16322PA0040040	Rating Area 6	Tobacco User/Non-Tobacco User	63	1680.25	1722.26
	16322PA0040040	Rating Area 6	Tobacco User/Non-Tobacco User	64 and over	1707.57	1750.26
	16322PA0040040	Rating Area 7	Tobacco User/Non-Tobacco User	0-14	442.59	442.59
	16322PA0040040	Rating Area 7	Tobacco User/Non-Tobacco User	15	481.93	481.93
	16322PA0040040	Rating Area 7	Tobacco User/Non-Tobacco User	16	496.97	496.97
	16322PA0040040	Rating Area 7	Tobacco User/Non-Tobacco User	17	512.02	512.02
	16322PA0040040	Rating Area 7	Tobacco User/Non-Tobacco User	18	528.22	528.22
	16322PA0040040	Rating Area 7	Tobacco User/Non-Tobacco User	19	544.42	544.42
	16322PA0040040	Rating Area 7	Tobacco User/Non-Tobacco User	20	561.19	561.19
	16322PA0040040	Rating Area 7	Tobacco User/Non-Tobacco User	21	578.55	593.01
	16322PA0040040	Rating Area 7	Tobacco User/Non-Tobacco User	22	578.55	593.01
	16322PA0040040	Rating Area 7	Tobacco User/Non-Tobacco User	23	578.55	593.01
	16322PA0040040	Rating Area 7	Tobacco User/Non-Tobacco User	24	578.55	593.01
	16322PA0040040	Rating Area 7	Tobacco User/Non-Tobacco User	25	580.86	595.39
	16322PA0040040	Rating Area 7	Tobacco User/Non-Tobacco User	26	592.44	607.25
	16322PA0040040	Rating Area 7	Tobacco User/Non-Tobacco User	27	606.32	621.48
	16322PA0040040	Rating Area 7	Tobacco User/Non-Tobacco User	28	628.88	644.61
	16322PA0040040	Rating Area 7	Tobacco User/Non-Tobacco User	29	647.40	663.58
	16322PA0040040	Rating Area 7	Tobacco User/Non-Tobacco User	30	656.65	673.07
	16322PA0040040	Rating Area 7	Tobacco User/Non-Tobacco User	31	670.54	687.30
	16322PA0040040	Rating Area 7	Tobacco User/Non-Tobacco User	32	684.42	701.54
	16322PA0040040	Rating Area 7	Tobacco User/Non-Tobacco User	33	693.10	710.43
	16322PA0040040	Rating Area 7	Tobacco User/Non-Tobacco User	34	702.36	719.92
	16322PA0040040	Rating Area 7	Tobacco User/Non-Tobacco User	35	706.99	724.66
	16322PA0040040	Rating Area 7	Tobacco User/Non-Tobacco User	36	711.62	729.41
	16322PA0040040	Rating Area 7	Tobacco User/Non-Tobacco User	37	716.24	734.15
	16322PA0040040	Rating Area 7	Tobacco User/Non-Tobacco User	38	720.87	738.90
	16322PA0040040	Rating Area 7	Tobacco User/Non-Tobacco User	39	730.13	748.38
	16322PA0040040	Rating Area 7	Tobacco User/Non-Tobacco User	40	739.39	757.87
	16322PA0040040	Rating Area 7	Tobacco User/Non-Tobacco User	41	753.27	772.10
	16322PA0040040	Rating Area 7	Tobacco User/Non-Tobacco User	42	766.58	785.74
	16322PA0040040	Rating Area 7	Tobacco User/Non-Tobacco User	43	785.09	804.72
	16322PA0040040	Rating Area 7	Tobacco User/Non-Tobacco User	44	808.23	828.44
	16322PA0040040	Rating Area 7	Tobacco User/Non-Tobacco User	45	835.43	856.31
	16322PA0040040	Rating Area 7	Tobacco User/Non-Tobacco User	46	867.83	889.52
	16322PA0040040	Rating Area 7	Tobacco User/Non-Tobacco User	47	904.27	926.88
	16322PA0040040	Rating Area 7	Tobacco User/Non-Tobacco User	48	945.93	969.58
	16322PA0040040	Rating Area 7	Tobacco User/Non-Tobacco User	49	987.01	1011.68
	16322PA0040040	Rating Area 7	Tobacco User/Non-Tobacco User	50	1033.29	1059.12
	16322PA0040040	Rating Area 7	Tobacco User/Non-Tobacco User	51	1079.00	1105.97
	16322PA0040040	Rating Area 7	Tobacco User/Non-Tobacco User	52	1129.33	1157.56
	16322PA0040040	Rating Area 7	Tobacco User/Non-Tobacco User	53	1180.24	1209.75
	16322PA0040040	Rating Area 7	Tobacco User/Non-Tobacco User	54	1235.20	1266.08
	16322PA0040040	Rating Area 7	Tobacco User/Non-Tobacco User	55	1290.17	1322.42
	16322PA0040040	Rating Area 7	Tobacco User/Non-Tobacco User	56	1349.76	1383.50
	16322PA0040040	Rating Area 7	Tobacco User/Non-Tobacco User	57	1409.93	1445.17
	16322PA0040040	Rating Area 7	Tobacco User/Non-Tobacco User	58	1474.15	1511.00
	16322PA0040040	Rating Area 7	Tobacco User/Non-Tobacco User	59	1505.97	1543.61
	16322PA0040040	Rating Area 7	Tobacco User/Non-Tobacco User	60	1570.18	1609.44
	16322PA0040040	Rating Area 7	Tobacco User/Non-Tobacco User	61	1625.73	1666.37
	16322PA0040040	Rating Area 7	Tobacco User/Non-Tobacco User	62	1662.17	1703.73
	16322PA0040040	Rating Area 7	Tobacco User/Non-Tobacco User	63	1707.88	1750.58
	16322PA0040040	Rating Area 7	Tobacco User/Non-Tobacco User	64 and over	1735.65	1779.04
	16322PA0040040	Rating Area 9	Tobacco User/Non-Tobacco User	0-14	387.55	387.55
	16322PA0040040	Rating Area 9	Tobacco User/Non-Tobacco User	15	422.00	422.00
	16322PA0040040	Rating Area 9	Tobacco User/Non-Tobacco User	16	435.17	435.17
	16322PA0040040	Rating Area 9	Tobacco User/Non-Tobacco User	17	448.34	448.34
	16322PA0040040	Rating Area 9	Tobacco User/Non-Tobacco User	18	462.53	462.53
	16322PA0040040	Rating Area 9	Tobacco User/Non-Tobacco User	19	476.71	476.71
	16322PA0040040	Rating Area 9	Tobacco User/Non-Tobacco User	20	491.40	491.40
	16322PA0040040	Rating Area 9	Tobacco User/Non-Tobacco User	21	506.60	519.27
	16322PA0040040	Rating Area 9	Tobacco User/Non-Tobacco User	22	506.60	519.27
	16322PA0040040	Rating Area 9	Tobacco User/Non-Tobacco User	23	506.60	519.27
	16322PA0040040	Rating Area 9	Tobacco User/Non-Tobacco User	24	506.60	519.27
	16322PA0040040	Rating Area 9	Tobacco User/Non-Tobacco User	25	508.63	521.34
	16322PA0040040	Rating Area 9	Tobacco User/Non-Tobacco User	26	518.76	531.73
	16322PA0040040	Rating Area 9	Tobacco User/Non-Tobacco User	27	530.92	544.19
	16322PA0040040	Rating Area 9	Tobacco User/Non-Tobacco User	28	550.67	564.44
	16322PA0040040	Rating Area 9	Tobacco User/Non-Tobacco User	29	566.89	581.06
	16322PA0040040	Rating Area 9	Tobacco User/Non-Tobacco User	30	574.99	589.37
	16322PA0040040	Rating Area 9	Tobacco User/Non-Tobacco User	31	587.15	601.83
	16322PA0040040	Rating Area 9	Tobacco User/Non-Tobacco User	32	599.31	614.29
	16322PA0040040	Rating Area 9	Tobacco User/Non-Tobacco User	33	606.91	622.08
	16322PA0040040	Rating Area 9	Tobacco User/Non-Tobacco User	34	615.01	630.39
	16322PA0040040	Rating Area 9	Tobacco User/Non-Tobacco User	35	619.07	634.54
	16322PA0040040	Rating Area 9	Tobacco User/Non-Tobacco User	36	623.12	638.70
	16322PA0040040	Rating Area 9	Tobacco User/Non-Tobacco User	37	627.17	642.85
	16322PA0040040	Rating Area 9	Tobacco User/Non-Tobacco User	38	631.22	647.00
	16322PA0040040	Rating Area 9	Tobacco User/Non-Tobacco User	39	639.33	655.31
	16322PA0040040	Rating Area 9	Tobacco User/Non-Tobacco User	40	647.43	663.62
	16322PA0040040	Rating Area 9	Tobacco User/Non-Tobacco User	41	659.59	676.08
	16322PA0040040	Rating Area 9	Tobacco User/Non-Tobacco User	42	671.25	688.03
	16322PA0040040	Rating Area 9	Tobacco User/Non-Tobacco User	43	687.46	704.64
	16322PA0040040	Rating Area 9	Tobacco User/Non-Tobacco User	44	707.72	725.41
	16322PA0040040	Rating Area 9	Tobacco User/Non-Tobacco User	45	731.53	749.82
	16322PA0040040	Rating Area 9	Tobacco User/Non-Tobacco User	46	759.90	778.90
	16322PA0040040	Rating Area 9	Tobacco User/Non-Tobacco User	47	791.82	811.61
	16322PA0040040	Rating Area 9	Tobacco User/Non-Tobacco User	48	828.29	849.00
	16322PA0040040	Rating Area 9	Tobacco User/Non-Tobacco User	49	864.26	885.87
	16322PA0040040	Rating Area 9	Tobacco User/Non-Tobacco User	50	904.79	927.41
	16322PA0040040	Rating Area 9	Tobacco User/Non-Tobacco User	51	944.81	968.43
	16322PA0040040	Rating Area 9	Tobacco User/Non-Tobacco User	52	988.88	1013.61
	16322PA0040040	Rating Area 9	Tobacco User/Non-Tobacco User	53	1033.46	1059.30
	16322PA0040040	Rating Area 9	Tobacco User/Non-Tobacco User	54	1081.59	1108.63
	16322PA0040040	Rating Area 9	Tobacco User/Non-Tobacco User	55	1129.72	1157.96
	16322PA0040040	Rating Area 9	Tobacco User/Non-Tobacco User	56	1181.90	1211.45
	16322PA0040040	Rating Area 9	Tobacco User/Non-Tobacco User	57	1234.58	1265.45
	16322PA0040040	Rating Area 9	Tobacco User/Non-Tobacco User	58	1290.82	1323.09

	16322PA0040040	Rating Area 9	Tobacco User/Non-Tobacco User	59	1318.68	1351.65
	16322PA0040040	Rating Area 9	Tobacco User/Non-Tobacco User	60	1374.91	1409.29
	16322PA0040040	Rating Area 9	Tobacco User/Non-Tobacco User	61	1423.55	1459.13
	16322PA0040040	Rating Area 9	Tobacco User/Non-Tobacco User	62	1455.46	1491.85
	16322PA0040040	Rating Area 9	Tobacco User/Non-Tobacco User	63	1495.48	1532.87
	16322PA0040040	Rating Area 9	Tobacco User/Non-Tobacco User	64 and over	1519.80	1557.80
	16322PA0040041	Rating Area 3	Tobacco User/Non-Tobacco User	0-14	291.84	291.84
	16322PA0040041	Rating Area 3	Tobacco User/Non-Tobacco User	15	317.78	317.78
	16322PA0040041	Rating Area 3	Tobacco User/Non-Tobacco User	16	327.70	327.70
	16322PA0040041	Rating Area 3	Tobacco User/Non-Tobacco User	17	337.62	337.62
	16322PA0040041	Rating Area 3	Tobacco User/Non-Tobacco User	18	348.30	348.30
	16322PA0040041	Rating Area 3	Tobacco User/Non-Tobacco User	19	358.98	358.98
	16322PA0040041	Rating Area 3	Tobacco User/Non-Tobacco User	20	370.05	370.05
	16322PA0040041	Rating Area 3	Tobacco User/Non-Tobacco User	21	381.49	391.03
	16322PA0040041	Rating Area 3	Tobacco User/Non-Tobacco User	22	381.49	391.03
	16322PA0040041	Rating Area 3	Tobacco User/Non-Tobacco User	23	381.49	391.03
	16322PA0040041	Rating Area 3	Tobacco User/Non-Tobacco User	24	381.49	391.03
	16322PA0040041	Rating Area 3	Tobacco User/Non-Tobacco User	25	383.02	392.59
	16322PA0040041	Rating Area 3	Tobacco User/Non-Tobacco User	26	390.65	400.41
	16322PA0040041	Rating Area 3	Tobacco User/Non-Tobacco User	27	399.80	409.80
	16322PA0040041	Rating Area 3	Tobacco User/Non-Tobacco User	28	414.68	425.05
	16322PA0040041	Rating Area 3	Tobacco User/Non-Tobacco User	29	426.89	437.56
	16322PA0040041	Rating Area 3	Tobacco User/Non-Tobacco User	30	432.99	443.82
	16322PA0040041	Rating Area 3	Tobacco User/Non-Tobacco User	31	442.15	453.20
	16322PA0040041	Rating Area 3	Tobacco User/Non-Tobacco User	32	451.30	462.59
	16322PA0040041	Rating Area 3	Tobacco User/Non-Tobacco User	33	457.03	468.45
	16322PA0040041	Rating Area 3	Tobacco User/Non-Tobacco User	34	463.13	474.71
	16322PA0040041	Rating Area 3	Tobacco User/Non-Tobacco User	35	466.18	477.84
	16322PA0040041	Rating Area 3	Tobacco User/Non-Tobacco User	36	469.23	480.96
	16322PA0040041	Rating Area 3	Tobacco User/Non-Tobacco User	37	472.28	484.09
	16322PA0040041	Rating Area 3	Tobacco User/Non-Tobacco User	38	475.34	487.22
	16322PA0040041	Rating Area 3	Tobacco User/Non-Tobacco User	39	481.44	493.48
	16322PA0040041	Rating Area 3	Tobacco User/Non-Tobacco User	40	487.54	499.73
	16322PA0040041	Rating Area 3	Tobacco User/Non-Tobacco User	41	496.70	509.12
	16322PA0040041	Rating Area 3	Tobacco User/Non-Tobacco User	42	505.47	518.11
	16322PA0040041	Rating Area 3	Tobacco User/Non-Tobacco User	43	517.68	530.62
	16322PA0040041	Rating Area 3	Tobacco User/Non-Tobacco User	44	532.94	546.27
	16322PA0040041	Rating Area 3	Tobacco User/Non-Tobacco User	45	550.87	564.64
	16322PA0040041	Rating Area 3	Tobacco User/Non-Tobacco User	46	572.24	586.54
	16322PA0040041	Rating Area 3	Tobacco User/Non-Tobacco User	47	596.27	611.18
	16322PA0040041	Rating Area 3	Tobacco User/Non-Tobacco User	48	623.74	639.33
	16322PA0040041	Rating Area 3	Tobacco User/Non-Tobacco User	49	650.82	667.09
	16322PA0040041	Rating Area 3	Tobacco User/Non-Tobacco User	50	681.34	698.37
	16322PA0040041	Rating Area 3	Tobacco User/Non-Tobacco User	51	711.48	729.27
	16322PA0040041	Rating Area 3	Tobacco User/Non-Tobacco User	52	744.67	763.29
	16322PA0040041	Rating Area 3	Tobacco User/Non-Tobacco User	53	778.24	797.70
	16322PA0040041	Rating Area 3	Tobacco User/Non-Tobacco User	54	814.48	834.84
	16322PA0040041	Rating Area 3	Tobacco User/Non-Tobacco User	55	850.72	871.99
	16322PA0040041	Rating Area 3	Tobacco User/Non-Tobacco User	56	890.02	912.27
	16322PA0040041	Rating Area 3	Tobacco User/Non-Tobacco User	57	929.69	952.93
	16322PA0040041	Rating Area 3	Tobacco User/Non-Tobacco User	58	972.04	996.34
	16322PA0040041	Rating Area 3	Tobacco User/Non-Tobacco User	59	993.02	1017.84
	16322PA0040041	Rating Area 3	Tobacco User/Non-Tobacco User	60	1035.36	1061.25
	16322PA0040041	Rating Area 3	Tobacco User/Non-Tobacco User	61	1071.99	1098.79
	16322PA0040041	Rating Area 3	Tobacco User/Non-Tobacco User	62	1096.02	1123.42
	16322PA0040041	Rating Area 3	Tobacco User/Non-Tobacco User	63	1126.16	1154.31
	16322PA0040041	Rating Area 3	Tobacco User/Non-Tobacco User	64 and over	1144.47	1173.08
	16322PA0040041	Rating Area 6	Tobacco User/Non-Tobacco User	0-14	326.33	326.33
	16322PA0040041	Rating Area 6	Tobacco User/Non-Tobacco User	15	355.33	355.33
	16322PA0040041	Rating Area 6	Tobacco User/Non-Tobacco User	16	366.42	366.42
	16322PA0040041	Rating Area 6	Tobacco User/Non-Tobacco User	17	377.51	377.51
	16322PA0040041	Rating Area 6	Tobacco User/Non-Tobacco User	18	389.46	389.46
	16322PA0040041	Rating Area 6	Tobacco User/Non-Tobacco User	19	401.40	401.40
	16322PA0040041	Rating Area 6	Tobacco User/Non-Tobacco User	20	413.77	413.77
	16322PA0040041	Rating Area 6	Tobacco User/Non-Tobacco User	21	426.57	437.23
	16322PA0040041	Rating Area 6	Tobacco User/Non-Tobacco User	22	426.57	437.23
	16322PA0040041	Rating Area 6	Tobacco User/Non-Tobacco User	23	426.57	437.23
	16322PA0040041	Rating Area 6	Tobacco User/Non-Tobacco User	24	426.57	437.23
	16322PA0040041	Rating Area 6	Tobacco User/Non-Tobacco User	25	428.28	438.98
	16322PA0040041	Rating Area 6	Tobacco User/Non-Tobacco User	26	436.81	447.73
	16322PA0040041	Rating Area 6	Tobacco User/Non-Tobacco User	27	447.05	458.22
	16322PA0040041	Rating Area 6	Tobacco User/Non-Tobacco User	28	463.68	475.27
	16322PA0040041	Rating Area 6	Tobacco User/Non-Tobacco User	29	477.33	489.27
	16322PA0040041	Rating Area 6	Tobacco User/Non-Tobacco User	30	484.16	496.26
	16322PA0040041	Rating Area 6	Tobacco User/Non-Tobacco User	31	494.39	506.75
	16322PA0040041	Rating Area 6	Tobacco User/Non-Tobacco User	32	504.63	517.25
	16322PA0040041	Rating Area 6	Tobacco User/Non-Tobacco User	33	511.03	523.81
	16322PA0040041	Rating Area 6	Tobacco User/Non-Tobacco User	34	517.86	530.80
	16322PA0040041	Rating Area 6	Tobacco User/Non-Tobacco User	35	521.27	534.30
	16322PA0040041	Rating Area 6	Tobacco User/Non-Tobacco User	36	524.68	537.80
	16322PA0040041	Rating Area 6	Tobacco User/Non-Tobacco User	37	528.09	541.30
	16322PA0040041	Rating Area 6	Tobacco User/Non-Tobacco User	38	531.51	544.79
	16322PA0040041	Rating Area 6	Tobacco User/Non-Tobacco User	39	538.33	551.79
	16322PA0040041	Rating Area 6	Tobacco User/Non-Tobacco User	40	545.16	558.79
	16322PA0040041	Rating Area 6	Tobacco User/Non-Tobacco User	41	555.39	569.28
	16322PA0040041	Rating Area 6	Tobacco User/Non-Tobacco User	42	565.21	579.34
	16322PA0040041	Rating Area 6	Tobacco User/Non-Tobacco User	43	578.86	593.33
	16322PA0040041	Rating Area 6	Tobacco User/Non-Tobacco User	44	595.92	610.82
	16322PA0040041	Rating Area 6	Tobacco User/Non-Tobacco User	45	615.97	631.37
	16322PA0040041	Rating Area 6	Tobacco User/Non-Tobacco User	46	639.86	655.85
	16322PA0040041	Rating Area 6	Tobacco User/Non-Tobacco User	47	666.73	683.40
	16322PA0040041	Rating Area 6	Tobacco User/Non-Tobacco User	48	697.44	714.88
	16322PA0040041	Rating Area 6	Tobacco User/Non-Tobacco User	49	727.73	745.92
	16322PA0040041	Rating Area 6	Tobacco User/Non-Tobacco User	50	761.85	780.90
	16322PA0040041	Rating Area 6	Tobacco User/Non-Tobacco User	51	795.55	815.44
	16322PA0040041	Rating Area 6	Tobacco User/Non-Tobacco User	52	832.66	853.48
	16322PA0040041	Rating Area 6	Tobacco User/Non-Tobacco User	53	870.20	891.96
	16322PA0040041	Rating Area 6	Tobacco User/Non-Tobacco User	54	910.73	933.50
	16322PA0040041	Rating Area 6	Tobacco User/Non-Tobacco User	55	951.25	975.03
	16322PA0040041	Rating Area 6	Tobacco User/Non-Tobacco User	56	995.19	1020.07
	16322PA0040041	Rating Area 6	Tobacco User/Non-Tobacco User	57	1039.55	1065.54
	16322PA0040041	Rating Area 6	Tobacco User/Non-Tobacco User	58	1086.90	1114.07
	16322PA0040041	Rating Area 6	Tobacco User/Non-Tobacco User	59	1110.36	1138.12
	16322PA0040041	Rating Area 6	Tobacco User/Non-Tobacco User	60	1157.71	1186.65
	16322PA0040041	Rating Area 6	Tobacco User/Non-Tobacco User	61	1198.66	1228.63
	16322PA0040041	Rating Area 6	Tobacco User/Non-Tobacco User	62	1225.54	1256.17
	16322PA0040041	Rating Area 6	Tobacco User/Non-Tobacco User	63	1259.23	1290.72
	16322PA0040041	Rating Area 6	Tobacco User/Non-Tobacco User	64 and over	1279.71	1311.70
	16322PA0040041	Rating Area 7	Tobacco User/Non-Tobacco User	0-14	331.69	331.69
	16322PA0040041	Rating Area 7	Tobacco User/Non-Tobacco User	15	361.17	361.17
	16322PA0040041	Rating Area 7	Tobacco User/Non-Tobacco User	16	372.45	372.45
	16322PA0040041	Rating Area 7	Tobacco User/Non-Tobacco User	17	383.72	383.72
	16322PA0040041	Rating Area 7	Tobacco User/Non-Tobacco User	18	395.86	395.86
	16322PA0040041	Rating Area 7	Tobacco User/Non-Tobacco User	19	408.00	408.00
	16322PA0040041	Rating Area 7	Tobacco User/Non-Tobacco User	20	420.57	420.57
	16322PA0040041	Rating Area 7	Tobacco User/Non-Tobacco User	21	433.58	444.42
	16322PA0040041	Rating Area 7	Tobacco User/Non-Tobacco User	22	433.58	444.42
	16322PA0040041	Rating Area 7	Tobacco User/Non-Tobacco User	23	433.58	444.42
	16322PA0040041	Rating Area 7	Tobacco User/Non-Tobacco User	24	433.58	444.42
	16322PA0040041	Rating Area 7	Tobacco User/Non-Tobacco User	25	435.31	446.20
	16322PA0040041	Rating Area 7	Tobacco User/Non-Tobacco User	26	443.99	455.09
	16322PA0040041	Rating Area 7	Tobacco User/Non-Tobacco User	27	454.39	465.75
	16322PA0040041	Rating Area 7	Tobacco User/Non-Tobacco User	28	471.30	483.08
	16322PA0040041	Rating Area 7	Tobacco User/Non-Tobacco User	29	485.18	497.31
	16322PA0040041	Rating Area 7	Tobacco User/Non-Tobacco User	30	492.11	504.42
	16322PA0040041	Rating Area 7	Tobacco User/Non-Tobacco User	31	502.52	515.08
	16322PA0040041	Rating Area 7	Tobacco User/Non-Tobacco User	32	512.93	525.75
	16322PA0040041	Rating Area 7	Tobacco User/Non-Tobacco User	33	519.43	532.41
	16322PA0040041	Rating Area 7	Tobacco User/Non-Tobacco User	34	526.37	539.53
	16322PA0040041	Rating Area 7	Tobacco User/Non-Tobacco User	35	529.83	543.08

	16322PA0040041	Rating Area 7	Tobacco User/Non-Tobacco User	36	533.30	546.64
	16322PA0040041	Rating Area 7	Tobacco User/Non-Tobacco User	37	536.77	550.19
	16322PA0040041	Rating Area 7	Tobacco User/Non-Tobacco User	38	540.24	553.75
	16322PA0040041	Rating Area 7	Tobacco User/Non-Tobacco User	39	547.18	560.86
	16322PA0040041	Rating Area 7	Tobacco User/Non-Tobacco User	40	554.12	567.97
	16322PA0040041	Rating Area 7	Tobacco User/Non-Tobacco User	41	564.52	578.63
	16322PA0040041	Rating Area 7	Tobacco User/Non-Tobacco User	42	574.49	588.86
	16322PA0040041	Rating Area 7	Tobacco User/Non-Tobacco User	43	588.37	603.08
	16322PA0040041	Rating Area 7	Tobacco User/Non-Tobacco User	44	605.71	620.85
	16322PA0040041	Rating Area 7	Tobacco User/Non-Tobacco User	45	626.09	641.74
	16322PA0040041	Rating Area 7	Tobacco User/Non-Tobacco User	46	650.37	666.63
	16322PA0040041	Rating Area 7	Tobacco User/Non-Tobacco User	47	677.69	694.63
	16322PA0040041	Rating Area 7	Tobacco User/Non-Tobacco User	48	708.90	726.63
	16322PA0040041	Rating Area 7	Tobacco User/Non-Tobacco User	49	739.69	758.18
	16322PA0040041	Rating Area 7	Tobacco User/Non-Tobacco User	50	774.37	793.73
	16322PA0040041	Rating Area 7	Tobacco User/Non-Tobacco User	51	808.63	828.84
	16322PA0040041	Rating Area 7	Tobacco User/Non-Tobacco User	52	846.35	867.51
	16322PA0040041	Rating Area 7	Tobacco User/Non-Tobacco User	53	884.50	906.62
	16322PA0040041	Rating Area 7	Tobacco User/Non-Tobacco User	54	925.69	948.84
	16322PA0040041	Rating Area 7	Tobacco User/Non-Tobacco User	55	966.88	991.06
	16322PA0040041	Rating Area 7	Tobacco User/Non-Tobacco User	56	1011.54	1036.83
	16322PA0040041	Rating Area 7	Tobacco User/Non-Tobacco User	57	1056.63	1083.05
	16322PA0040041	Rating Area 7	Tobacco User/Non-Tobacco User	58	1104.76	1132.38
	16322PA0040041	Rating Area 7	Tobacco User/Non-Tobacco User	59	1128.61	1156.82
	16322PA0040041	Rating Area 7	Tobacco User/Non-Tobacco User	60	1176.74	1206.15
	16322PA0040041	Rating Area 7	Tobacco User/Non-Tobacco User	61	1218.36	1248.82
	16322PA0040041	Rating Area 7	Tobacco User/Non-Tobacco User	62	1245.68	1276.82
	16322PA0040041	Rating Area 7	Tobacco User/Non-Tobacco User	63	1279.93	1311.93
	16322PA0040041	Rating Area 7	Tobacco User/Non-Tobacco User	64 and over	1300.74	1333.26
	16322PA0040041	Rating Area 9	Tobacco User/Non-Tobacco User	0-14	290.44	290.44
	16322PA0040041	Rating Area 9	Tobacco User/Non-Tobacco User	15	316.26	316.26
	16322PA0040041	Rating Area 9	Tobacco User/Non-Tobacco User	16	326.13	326.13
	16322PA0040041	Rating Area 9	Tobacco User/Non-Tobacco User	17	336.00	336.00
	16322PA0040041	Rating Area 9	Tobacco User/Non-Tobacco User	18	346.63	346.63
	16322PA0040041	Rating Area 9	Tobacco User/Non-Tobacco User	19	357.26	357.26
	16322PA0040041	Rating Area 9	Tobacco User/Non-Tobacco User	20	368.27	368.27
	16322PA0040041	Rating Area 9	Tobacco User/Non-Tobacco User	21	379.66	389.15
	16322PA0040041	Rating Area 9	Tobacco User/Non-Tobacco User	22	379.66	389.15
	16322PA0040041	Rating Area 9	Tobacco User/Non-Tobacco User	23	379.66	389.15
	16322PA0040041	Rating Area 9	Tobacco User/Non-Tobacco User	24	379.66	389.15
	16322PA0040041	Rating Area 9	Tobacco User/Non-Tobacco User	25	381.18	390.71
	16322PA0040041	Rating Area 9	Tobacco User/Non-Tobacco User	26	388.77	398.49
	16322PA0040041	Rating Area 9	Tobacco User/Non-Tobacco User	27	397.88	407.83
	16322PA0040041	Rating Area 9	Tobacco User/Non-Tobacco User	28	412.69	423.01
	16322PA0040041	Rating Area 9	Tobacco User/Non-Tobacco User	29	424.84	435.46
	16322PA0040041	Rating Area 9	Tobacco User/Non-Tobacco User	30	430.91	441.69
	16322PA0040041	Rating Area 9	Tobacco User/Non-Tobacco User	31	440.03	451.03
	16322PA0040041	Rating Area 9	Tobacco User/Non-Tobacco User	32	449.14	460.37
	16322PA0040041	Rating Area 9	Tobacco User/Non-Tobacco User	33	454.83	466.20
	16322PA0040041	Rating Area 9	Tobacco User/Non-Tobacco User	34	460.91	472.43
	16322PA0040041	Rating Area 9	Tobacco User/Non-Tobacco User	35	463.94	475.54
	16322PA0040041	Rating Area 9	Tobacco User/Non-Tobacco User	36	466.98	478.66
	16322PA0040041	Rating Area 9	Tobacco User/Non-Tobacco User	37	470.02	481.77
	16322PA0040041	Rating Area 9	Tobacco User/Non-Tobacco User	38	473.06	484.88
	16322PA0040041	Rating Area 9	Tobacco User/Non-Tobacco User	39	479.13	491.11
	16322PA0040041	Rating Area 9	Tobacco User/Non-Tobacco User	40	485.21	497.34
	16322PA0040041	Rating Area 9	Tobacco User/Non-Tobacco User	41	494.32	506.68
	16322PA0040041	Rating Area 9	Tobacco User/Non-Tobacco User	42	503.05	515.63
	16322PA0040041	Rating Area 9	Tobacco User/Non-Tobacco User	43	515.20	528.08
	16322PA0040041	Rating Area 9	Tobacco User/Non-Tobacco User	44	530.39	543.64
	16322PA0040041	Rating Area 9	Tobacco User/Non-Tobacco User	45	548.23	561.93
	16322PA0040041	Rating Area 9	Tobacco User/Non-Tobacco User	46	569.49	583.73
	16322PA0040041	Rating Area 9	Tobacco User/Non-Tobacco User	47	593.41	608.24
	16322PA0040041	Rating Area 9	Tobacco User/Non-Tobacco User	48	620.74	636.26
	16322PA0040041	Rating Area 9	Tobacco User/Non-Tobacco User	49	647.70	663.89
	16322PA0040041	Rating Area 9	Tobacco User/Non-Tobacco User	50	678.07	695.02
	16322PA0040041	Rating Area 9	Tobacco User/Non-Tobacco User	51	708.07	725.77
	16322PA0040041	Rating Area 9	Tobacco User/Non-Tobacco User	52	741.10	759.62
	16322PA0040041	Rating Area 9	Tobacco User/Non-Tobacco User	53	774.51	793.87
	16322PA0040041	Rating Area 9	Tobacco User/Non-Tobacco User	54	810.57	830.84
	16322PA0040041	Rating Area 9	Tobacco User/Non-Tobacco User	55	846.64	867.81
	16322PA0040041	Rating Area 9	Tobacco User/Non-Tobacco User	56	885.75	907.89
	16322PA0040041	Rating Area 9	Tobacco User/Non-Tobacco User	57	925.23	948.36
	16322PA0040041	Rating Area 9	Tobacco User/Non-Tobacco User	58	967.37	991.56
	16322PA0040041	Rating Area 9	Tobacco User/Non-Tobacco User	59	988.25	1012.96
	16322PA0040041	Rating Area 9	Tobacco User/Non-Tobacco User	60	1030.40	1056.16
	16322PA0040041	Rating Area 9	Tobacco User/Non-Tobacco User	61	1066.84	1093.52
	16322PA0040041	Rating Area 9	Tobacco User/Non-Tobacco User	62	1090.76	1118.03
	16322PA0040041	Rating Area 9	Tobacco User/Non-Tobacco User	63	1120.76	1148.78
	16322PA0040041	Rating Area 9	Tobacco User/Non-Tobacco User	64 and over	1138.98	1167.45
	16322PA0040042	Rating Area 3	Tobacco User/Non-Tobacco User	0-14	337.46	337.46
	16322PA0040042	Rating Area 3	Tobacco User/Non-Tobacco User	15	367.45	367.45
	16322PA0040042	Rating Area 3	Tobacco User/Non-Tobacco User	16	378.92	378.92
	16322PA0040042	Rating Area 3	Tobacco User/Non-Tobacco User	17	390.39	390.39
	16322PA0040042	Rating Area 3	Tobacco User/Non-Tobacco User	18	402.74	402.74
	16322PA0040042	Rating Area 3	Tobacco User/Non-Tobacco User	19	415.09	415.09
	16322PA0040042	Rating Area 3	Tobacco User/Non-Tobacco User	20	427.89	427.89
	16322PA0040042	Rating Area 3	Tobacco User/Non-Tobacco User	21	441.12	452.15
	16322PA0040042	Rating Area 3	Tobacco User/Non-Tobacco User	22	441.12	452.15
	16322PA0040042	Rating Area 3	Tobacco User/Non-Tobacco User	23	441.12	452.15
	16322PA0040042	Rating Area 3	Tobacco User/Non-Tobacco User	24	441.12	452.15
	16322PA0040042	Rating Area 3	Tobacco User/Non-Tobacco User	25	442.88	453.96
	16322PA0040042	Rating Area 3	Tobacco User/Non-Tobacco User	26	451.71	463.00
	16322PA0040042	Rating Area 3	Tobacco User/Non-Tobacco User	27	462.29	473.85
	16322PA0040042	Rating Area 3	Tobacco User/Non-Tobacco User	28	479.50	491.48
	16322PA0040042	Rating Area 3	Tobacco User/Non-Tobacco User	29	493.61	505.95
	16322PA0040042	Rating Area 3	Tobacco User/Non-Tobacco User	30	500.67	513.19
	16322PA0040042	Rating Area 3	Tobacco User/Non-Tobacco User	31	511.26	524.04
	16322PA0040042	Rating Area 3	Tobacco User/Non-Tobacco User	32	521.84	534.89
	16322PA0040042	Rating Area 3	Tobacco User/Non-Tobacco User	33	528.46	541.67
	16322PA0040042	Rating Area 3	Tobacco User/Non-Tobacco User	34	535.52	548.91
	16322PA0040042	Rating Area 3	Tobacco User/Non-Tobacco User	35	539.05	552.52
	16322PA0040042	Rating Area 3	Tobacco User/Non-Tobacco User	36	542.58	556.14
	16322PA0040042	Rating Area 3	Tobacco User/Non-Tobacco User	37	546.11	559.76
	16322PA0040042	Rating Area 3	Tobacco User/Non-Tobacco User	38	549.64	563.38
	16322PA0040042	Rating Area 3	Tobacco User/Non-Tobacco User	39	556.69	570.61
	16322PA0040042	Rating Area 3	Tobacco User/Non-Tobacco User	40	563.75	577.85
	16322PA0040042	Rating Area 3	Tobacco User/Non-Tobacco User	41	574.34	588.70
	16322PA0040042	Rating Area 3	Tobacco User/Non-Tobacco User	42	584.48	599.10
	16322PA0040042	Rating Area 3	Tobacco User/Non-Tobacco User	43	598.60	613.56
	16322PA0040042	Rating Area 3	Tobacco User/Non-Tobacco User	44	616.24	631.65
	16322PA0040042	Rating Area 3	Tobacco User/Non-Tobacco User	45	636.98	652.90
	16322PA0040042	Rating Area 3	Tobacco User/Non-Tobacco User	46	661.68	678.22
	16322PA0040042	Rating Area 3	Tobacco User/Non-Tobacco User	47	689.47	706.71
	16322PA0040042	Rating Area 3	Tobacco User/Non-Tobacco User	48	721.23	739.26
	16322PA0040042	Rating Area 3	Tobacco User/Non-Tobacco User	49	752.55	771.36
	16322PA0040042	Rating Area 3	Tobacco User/Non-Tobacco User	50	787.84	807.54
	16322PA0040042	Rating Area 3	Tobacco User/Non-Tobacco User	51	822.69	843.26
	16322PA0040042	Rating Area 3	Tobacco User/Non-Tobacco User	52	861.07	882.59
	16322PA0040042	Rating Area 3	Tobacco User/Non-Tobacco User	53	899.88	922.38
	16322PA0040042	Rating Area 3	Tobacco User/Non-Tobacco User	54	941.79	965.34
	16322PA0040042	Rating Area 3	Tobacco User/Non-Tobacco User	55	983.70	1008.29
	16322PA0040042	Rating Area 3	Tobacco User/Non-Tobacco User	56	1029.13	1054.86
	16322PA0040042	Rating Area 3	Tobacco User/Non-Tobacco User	57	1075.01	1101.88
	16322PA0040042	Rating Area 3	Tobacco User/Non-Tobacco User	58	1123.97	1152.07
	16322PA0040042	Rating Area 3	Tobacco User/Non-Tobacco User	59	1148.24	1176.94
	16322PA0040042	Rating Area 3	Tobacco User/Non-Tobacco User	60	1197.20	1227.13
	16322PA0040042	Rating Area 3	Tobacco User/Non-Tobacco User	61	1239.55	1270.54
	16322PA0040042	Rating Area 3	Tobacco User/Non-Tobacco User	62	1267.34	1299.02
	16322PA0040042	Rating Area 3	Tobacco User/Non-Tobacco User	63	1302.19	1334.74

	16322PA0040042	Rating Area 3	Tobacco User/Non-Tobacco User	64 and over	1323.36	1356.44
	16322PA0040042	Rating Area 6	Tobacco User/Non-Tobacco User	0-14	377.32	377.32
	16322PA0040042	Rating Area 6	Tobacco User/Non-Tobacco User	15	410.86	410.86
	16322PA0040042	Rating Area 6	Tobacco User/Non-Tobacco User	16	423.68	423.68
	16322PA0040042	Rating Area 6	Tobacco User/Non-Tobacco User	17	436.51	436.51
	16322PA0040042	Rating Area 6	Tobacco User/Non-Tobacco User	18	450.32	450.32
	16322PA0040042	Rating Area 6	Tobacco User/Non-Tobacco User	19	464.13	464.13
	16322PA0040042	Rating Area 6	Tobacco User/Non-Tobacco User	20	478.43	478.43
	16322PA0040042	Rating Area 6	Tobacco User/Non-Tobacco User	21	493.23	505.56
	16322PA0040042	Rating Area 6	Tobacco User/Non-Tobacco User	22	493.23	505.56
	16322PA0040042	Rating Area 6	Tobacco User/Non-Tobacco User	23	493.23	505.56
	16322PA0040042	Rating Area 6	Tobacco User/Non-Tobacco User	24	493.23	505.56
	16322PA0040042	Rating Area 6	Tobacco User/Non-Tobacco User	25	495.20	507.58
	16322PA0040042	Rating Area 6	Tobacco User/Non-Tobacco User	26	505.07	517.69
	16322PA0040042	Rating Area 6	Tobacco User/Non-Tobacco User	27	516.91	529.83
	16322PA0040042	Rating Area 6	Tobacco User/Non-Tobacco User	28	536.14	549.54
	16322PA0040042	Rating Area 6	Tobacco User/Non-Tobacco User	29	551.92	565.72
	16322PA0040042	Rating Area 6	Tobacco User/Non-Tobacco User	30	559.82	573.81
	16322PA0040042	Rating Area 6	Tobacco User/Non-Tobacco User	31	571.65	585.94
	16322PA0040042	Rating Area 6	Tobacco User/Non-Tobacco User	32	583.49	598.08
	16322PA0040042	Rating Area 6	Tobacco User/Non-Tobacco User	33	590.89	605.66
	16322PA0040042	Rating Area 6	Tobacco User/Non-Tobacco User	34	598.78	613.75
	16322PA0040042	Rating Area 6	Tobacco User/Non-Tobacco User	35	602.73	617.80
	16322PA0040042	Rating Area 6	Tobacco User/Non-Tobacco User	36	606.67	621.84
	16322PA0040042	Rating Area 6	Tobacco User/Non-Tobacco User	37	610.62	625.88
	16322PA0040042	Rating Area 6	Tobacco User/Non-Tobacco User	38	614.56	629.93
	16322PA0040042	Rating Area 6	Tobacco User/Non-Tobacco User	39	622.46	638.02
	16322PA0040042	Rating Area 6	Tobacco User/Non-Tobacco User	40	630.35	646.11
	16322PA0040042	Rating Area 6	Tobacco User/Non-Tobacco User	41	642.19	658.24
	16322PA0040042	Rating Area 6	Tobacco User/Non-Tobacco User	42	653.53	669.87
	16322PA0040042	Rating Area 6	Tobacco User/Non-Tobacco User	43	669.31	686.05
	16322PA0040042	Rating Area 6	Tobacco User/Non-Tobacco User	44	689.04	706.27
	16322PA0040042	Rating Area 6	Tobacco User/Non-Tobacco User	45	712.22	730.03
	16322PA0040042	Rating Area 6	Tobacco User/Non-Tobacco User	46	739.85	758.34
	16322PA0040042	Rating Area 6	Tobacco User/Non-Tobacco User	47	770.92	790.19
	16322PA0040042	Rating Area 6	Tobacco User/Non-Tobacco User	48	806.43	826.59
	16322PA0040042	Rating Area 6	Tobacco User/Non-Tobacco User	49	841.45	862.49
	16322PA0040042	Rating Area 6	Tobacco User/Non-Tobacco User	50	880.91	902.93
	16322PA0040042	Rating Area 6	Tobacco User/Non-Tobacco User	51	919.87	942.87
	16322PA0040042	Rating Area 6	Tobacco User/Non-Tobacco User	52	962.78	986.85
	16322PA0040042	Rating Area 6	Tobacco User/Non-Tobacco User	53	1006.19	1031.34
	16322PA0040042	Rating Area 6	Tobacco User/Non-Tobacco User	54	1053.05	1079.37
	16322PA0040042	Rating Area 6	Tobacco User/Non-Tobacco User	55	1099.90	1127.40
	16322PA0040042	Rating Area 6	Tobacco User/Non-Tobacco User	56	1150.71	1179.47
	16322PA0040042	Rating Area 6	Tobacco User/Non-Tobacco User	57	1202.00	1232.05
	16322PA0040042	Rating Area 6	Tobacco User/Non-Tobacco User	58	1256.75	1288.17
	16322PA0040042	Rating Area 6	Tobacco User/Non-Tobacco User	59	1283.88	1315.97
	16322PA0040042	Rating Area 6	Tobacco User/Non-Tobacco User	60	1338.63	1372.09
	16322PA0040042	Rating Area 6	Tobacco User/Non-Tobacco User	61	1385.98	1420.63
	16322PA0040042	Rating Area 6	Tobacco User/Non-Tobacco User	62	1417.05	1452.48
	16322PA0040042	Rating Area 6	Tobacco User/Non-Tobacco User	63	1456.01	1492.42
	16322PA0040042	Rating Area 6	Tobacco User/Non-Tobacco User	64 and over	1479.69	1516.68
	16322PA0040042	Rating Area 7	Tobacco User/Non-Tobacco User	0-14	383.53	383.53
	16322PA0040042	Rating Area 7	Tobacco User/Non-Tobacco User	15	417.62	417.62
	16322PA0040042	Rating Area 7	Tobacco User/Non-Tobacco User	16	430.66	430.66
	16322PA0040042	Rating Area 7	Tobacco User/Non-Tobacco User	17	443.69	443.69
	16322PA0040042	Rating Area 7	Tobacco User/Non-Tobacco User	18	457.73	457.73
	16322PA0040042	Rating Area 7	Tobacco User/Non-Tobacco User	19	471.77	471.77
	16322PA0040042	Rating Area 7	Tobacco User/Non-Tobacco User	20	486.31	486.31
	16322PA0040042	Rating Area 7	Tobacco User/Non-Tobacco User	21	501.35	513.88
	16322PA0040042	Rating Area 7	Tobacco User/Non-Tobacco User	22	501.35	513.88
	16322PA0040042	Rating Area 7	Tobacco User/Non-Tobacco User	23	501.35	513.88
	16322PA0040042	Rating Area 7	Tobacco User/Non-Tobacco User	24	501.35	513.88
	16322PA0040042	Rating Area 7	Tobacco User/Non-Tobacco User	25	503.36	515.94
	16322PA0040042	Rating Area 7	Tobacco User/Non-Tobacco User	26	513.38	526.22
	16322PA0040042	Rating Area 7	Tobacco User/Non-Tobacco User	27	525.41	538.55
	16322PA0040042	Rating Area 7	Tobacco User/Non-Tobacco User	28	544.97	558.59
	16322PA0040042	Rating Area 7	Tobacco User/Non-Tobacco User	29	561.01	575.04
	16322PA0040042	Rating Area 7	Tobacco User/Non-Tobacco User	30	569.03	583.26
	16322PA0040042	Rating Area 7	Tobacco User/Non-Tobacco User	31	581.06	595.59
	16322PA0040042	Rating Area 7	Tobacco User/Non-Tobacco User	32	593.10	607.92
	16322PA0040042	Rating Area 7	Tobacco User/Non-Tobacco User	33	600.62	615.63
	16322PA0040042	Rating Area 7	Tobacco User/Non-Tobacco User	34	608.64	623.85
	16322PA0040042	Rating Area 7	Tobacco User/Non-Tobacco User	35	612.65	627.97
	16322PA0040042	Rating Area 7	Tobacco User/Non-Tobacco User	36	616.66	632.08
	16322PA0040042	Rating Area 7	Tobacco User/Non-Tobacco User	37	620.67	636.19
	16322PA0040042	Rating Area 7	Tobacco User/Non-Tobacco User	38	624.68	640.30
	16322PA0040042	Rating Area 7	Tobacco User/Non-Tobacco User	39	632.70	648.52
	16322PA0040042	Rating Area 7	Tobacco User/Non-Tobacco User	40	640.73	656.74
	16322PA0040042	Rating Area 7	Tobacco User/Non-Tobacco User	41	652.76	669.08
	16322PA0040042	Rating Area 7	Tobacco User/Non-Tobacco User	42	664.29	680.90
	16322PA0040042	Rating Area 7	Tobacco User/Non-Tobacco User	43	680.33	697.34
	16322PA0040042	Rating Area 7	Tobacco User/Non-Tobacco User	44	700.39	717.90
	16322PA0040042	Rating Area 7	Tobacco User/Non-Tobacco User	45	723.95	742.05
	16322PA0040042	Rating Area 7	Tobacco User/Non-Tobacco User	46	752.03	770.83
	16322PA0040042	Rating Area 7	Tobacco User/Non-Tobacco User	47	783.61	803.20
	16322PA0040042	Rating Area 7	Tobacco User/Non-Tobacco User	48	819.71	840.20
	16322PA0040042	Rating Area 7	Tobacco User/Non-Tobacco User	49	855.30	876.69
	16322PA0040042	Rating Area 7	Tobacco User/Non-Tobacco User	50	895.41	917.80
	16322PA0040042	Rating Area 7	Tobacco User/Non-Tobacco User	51	935.02	958.39
	16322PA0040042	Rating Area 7	Tobacco User/Non-Tobacco User	52	978.64	1003.10
	16322PA0040042	Rating Area 7	Tobacco User/Non-Tobacco User	53	1022.75	1048.32
	16322PA0040042	Rating Area 7	Tobacco User/Non-Tobacco User	54	1070.38	1097.14
	16322PA0040042	Rating Area 7	Tobacco User/Non-Tobacco User	55	1118.01	1145.96
	16322PA0040042	Rating Area 7	Tobacco User/Non-Tobacco User	56	1169.65	1198.89
	16322PA0040042	Rating Area 7	Tobacco User/Non-Tobacco User	57	1221.79	1252.33
	16322PA0040042	Rating Area 7	Tobacco User/Non-Tobacco User	58	1277.44	1309.38
	16322PA0040042	Rating Area 7	Tobacco User/Non-Tobacco User	59	1305.01	1337.64
	16322PA0040042	Rating Area 7	Tobacco User/Non-Tobacco User	60	1360.66	1394.68
	16322PA0040042	Rating Area 7	Tobacco User/Non-Tobacco User	61	1408.79	1444.01
	16322PA0040042	Rating Area 7	Tobacco User/Non-Tobacco User	62	1440.38	1476.39
	16322PA0040042	Rating Area 7	Tobacco User/Non-Tobacco User	63	1479.99	1516.98
	16322PA0040042	Rating Area 7	Tobacco User/Non-Tobacco User	64 and over	1504.05	1541.65
	16322PA0040042	Rating Area 9	Tobacco User/Non-Tobacco User	0-14	335.83	335.83
	16322PA0040042	Rating Area 9	Tobacco User/Non-Tobacco User	15	365.68	365.68
	16322PA0040042	Rating Area 9	Tobacco User/Non-Tobacco User	16	377.09	377.09
	16322PA0040042	Rating Area 9	Tobacco User/Non-Tobacco User	17	388.51	388.51
	16322PA0040042	Rating Area 9	Tobacco User/Non-Tobacco User	18	400.80	400.80
	16322PA0040042	Rating Area 9	Tobacco User/Non-Tobacco User	19	413.09	413.09
	16322PA0040042	Rating Area 9	Tobacco User/Non-Tobacco User	20	425.82	425.82
	16322PA0040042	Rating Area 9	Tobacco User/Non-Tobacco User	21	438.99	449.96
	16322PA0040042	Rating Area 9	Tobacco User/Non-Tobacco User	22	438.99	449.96
	16322PA0040042	Rating Area 9	Tobacco User/Non-Tobacco User	23	438.99	449.96
	16322PA0040042	Rating Area 9	Tobacco User/Non-Tobacco User	24	438.99	449.96
	16322PA0040042	Rating Area 9	Tobacco User/Non-Tobacco User	25	440.75	451.76
	16322PA0040042	Rating Area 9	Tobacco User/Non-Tobacco User	26	449.53	460.76
	16322PA0040042	Rating Area 9	Tobacco User/Non-Tobacco User	27	460.06	471.56
	16322PA0040042	Rating Area 9	Tobacco User/Non-Tobacco User	28	477.18	489.11
	16322PA0040042	Rating Area 9	Tobacco User/Non-Tobacco User	29	491.23	503.51
	16322PA0040042	Rating Area 9	Tobacco User/Non-Tobacco User	30	498.25	510.71
	16322PA0040042	Rating Area 9	Tobacco User/Non-Tobacco User	31	508.79	521.51
	16322PA0040042	Rating Area 9	Tobacco User/Non-Tobacco User	32	519.33	532.31
	16322PA0040042	Rating Area 9	Tobacco User/Non-Tobacco User	33	525.91	539.06
	16322PA0040042	Rating Area 9	Tobacco User/Non-Tobacco User	34	532.93	546.26
	16322PA0040042	Rating Area 9	Tobacco User/Non-Tobacco User	35	536.45	549.86
	16322PA0040042	Rating Area 9	Tobacco User/Non-Tobacco User	36	539.96	553.46
	16322PA0040042	Rating Area 9	Tobacco User/Non-Tobacco User	37	543.47	557.06
	16322PA0040042	Rating Area 9	Tobacco User/Non-Tobacco User	38	546.98	560.66
	16322PA0040042	Rating Area 9	Tobacco User/Non-Tobacco User	39	554.01	567.86
	16322PA0040042	Rating Area 9	Tobacco User/Non-Tobacco User	40	561.03	575.05

	16322PA0040042	Rating Area 9	Tobacco User/Non-Tobacco User	41	571.56	585.85
	16322PA0040042	Rating Area 9	Tobacco User/Non-Tobacco User	42	581.66	596.20
	16322PA0040042	Rating Area 9	Tobacco User/Non-Tobacco User	43	595.71	610.60
	16322PA0040042	Rating Area 9	Tobacco User/Non-Tobacco User	44	613.27	628.60
	16322PA0040042	Rating Area 9	Tobacco User/Non-Tobacco User	45	633.90	649.75
	16322PA0040042	Rating Area 9	Tobacco User/Non-Tobacco User	46	658.49	674.95
	16322PA0040042	Rating Area 9	Tobacco User/Non-Tobacco User	47	686.14	703.29
	16322PA0040042	Rating Area 9	Tobacco User/Non-Tobacco User	48	717.75	735.69
	16322PA0040042	Rating Area 9	Tobacco User/Non-Tobacco User	49	748.92	767.64
	16322PA0040042	Rating Area 9	Tobacco User/Non-Tobacco User	50	784.04	803.64
	16322PA0040042	Rating Area 9	Tobacco User/Non-Tobacco User	51	818.72	839.18
	16322PA0040042	Rating Area 9	Tobacco User/Non-Tobacco User	52	856.91	878.33
	16322PA0040042	Rating Area 9	Tobacco User/Non-Tobacco User	53	895.54	917.93
	16322PA0040042	Rating Area 9	Tobacco User/Non-Tobacco User	54	937.24	960.67
	16322PA0040042	Rating Area 9	Tobacco User/Non-Tobacco User	55	978.95	1003.42
	16322PA0040042	Rating Area 9	Tobacco User/Non-Tobacco User	56	1024.16	1049.77
	16322PA0040042	Rating Area 9	Tobacco User/Non-Tobacco User	57	1069.82	1096.56
	16322PA0040042	Rating Area 9	Tobacco User/Non-Tobacco User	58	1118.55	1146.51
	16322PA0040042	Rating Area 9	Tobacco User/Non-Tobacco User	59	1142.69	1171.26
	16322PA0040042	Rating Area 9	Tobacco User/Non-Tobacco User	60	1191.42	1221.20
	16322PA0040042	Rating Area 9	Tobacco User/Non-Tobacco User	61	1233.56	1264.40
	16322PA0040042	Rating Area 9	Tobacco User/Non-Tobacco User	62	1261.22	1292.75
	16322PA0040042	Rating Area 9	Tobacco User/Non-Tobacco User	63	1295.90	1328.30
	16322PA0040042	Rating Area 9	Tobacco User/Non-Tobacco User	64 and over	1316.97	1349.89
	16322PA0040047	Rating Area 1	Tobacco User/Non-Tobacco User	0-14	221.08	221.08
	16322PA0040047	Rating Area 1	Tobacco User/Non-Tobacco User	15	240.73	240.73
	16322PA0040047	Rating Area 1	Tobacco User/Non-Tobacco User	16	248.24	248.24
	16322PA0040047	Rating Area 1	Tobacco User/Non-Tobacco User	17	255.76	255.76
	16322PA0040047	Rating Area 1	Tobacco User/Non-Tobacco User	18	263.85	263.85
	16322PA0040047	Rating Area 1	Tobacco User/Non-Tobacco User	19	271.94	271.94
	16322PA0040047	Rating Area 1	Tobacco User/Non-Tobacco User	20	280.32	280.32
	16322PA0040047	Rating Area 1	Tobacco User/Non-Tobacco User	21	288.99	296.21
	16322PA0040047	Rating Area 1	Tobacco User/Non-Tobacco User	22	288.99	296.21
	16322PA0040047	Rating Area 1	Tobacco User/Non-Tobacco User	23	288.99	296.21
	16322PA0040047	Rating Area 1	Tobacco User/Non-Tobacco User	24	288.99	296.21
	16322PA0040047	Rating Area 1	Tobacco User/Non-Tobacco User	25	290.15	297.40
	16322PA0040047	Rating Area 1	Tobacco User/Non-Tobacco User	26	295.93	303.32
	16322PA0040047	Rating Area 1	Tobacco User/Non-Tobacco User	27	302.86	310.43
	16322PA0040047	Rating Area 1	Tobacco User/Non-Tobacco User	28	314.13	321.99
	16322PA0040047	Rating Area 1	Tobacco User/Non-Tobacco User	29	323.38	331.46
	16322PA0040047	Rating Area 1	Tobacco User/Non-Tobacco User	30	328.00	336.20
	16322PA0040047	Rating Area 1	Tobacco User/Non-Tobacco User	31	334.94	343.31
	16322PA0040047	Rating Area 1	Tobacco User/Non-Tobacco User	32	341.88	350.42
	16322PA0040047	Rating Area 1	Tobacco User/Non-Tobacco User	33	346.21	354.87
	16322PA0040047	Rating Area 1	Tobacco User/Non-Tobacco User	34	350.83	359.60
	16322PA0040047	Rating Area 1	Tobacco User/Non-Tobacco User	35	353.15	361.97
	16322PA0040047	Rating Area 1	Tobacco User/Non-Tobacco User	36	355.46	364.34
	16322PA0040047	Rating Area 1	Tobacco User/Non-Tobacco User	37	357.77	366.71
	16322PA0040047	Rating Area 1	Tobacco User/Non-Tobacco User	38	360.08	369.08
	16322PA0040047	Rating Area 1	Tobacco User/Non-Tobacco User	39	364.71	373.82
	16322PA0040047	Rating Area 1	Tobacco User/Non-Tobacco User	40	369.33	378.56
	16322PA0040047	Rating Area 1	Tobacco User/Non-Tobacco User	41	376.26	385.67
	16322PA0040047	Rating Area 1	Tobacco User/Non-Tobacco User	42	382.91	392.48
	16322PA0040047	Rating Area 1	Tobacco User/Non-Tobacco User	43	392.16	401.96
	16322PA0040047	Rating Area 1	Tobacco User/Non-Tobacco User	44	403.72	413.81
	16322PA0040047	Rating Area 1	Tobacco User/Non-Tobacco User	45	417.30	427.73
	16322PA0040047	Rating Area 1	Tobacco User/Non-Tobacco User	46	433.49	444.32
	16322PA0040047	Rating Area 1	Tobacco User/Non-Tobacco User	47	451.69	462.98
	16322PA0040047	Rating Area 1	Tobacco User/Non-Tobacco User	48	472.50	484.31
	16322PA0040047	Rating Area 1	Tobacco User/Non-Tobacco User	49	493.02	505.34
	16322PA0040047	Rating Area 1	Tobacco User/Non-Tobacco User	50	516.14	529.04
	16322PA0040047	Rating Area 1	Tobacco User/Non-Tobacco User	51	538.97	552.44
	16322PA0040047	Rating Area 1	Tobacco User/Non-Tobacco User	52	564.11	578.21
	16322PA0040047	Rating Area 1	Tobacco User/Non-Tobacco User	53	589.54	604.28
	16322PA0040047	Rating Area 1	Tobacco User/Non-Tobacco User	54	616.99	632.42
	16322PA0040047	Rating Area 1	Tobacco User/Non-Tobacco User	55	644.45	660.56
	16322PA0040047	Rating Area 1	Tobacco User/Non-Tobacco User	56	674.21	691.07
	16322PA0040047	Rating Area 1	Tobacco User/Non-Tobacco User	57	704.27	721.88
	16322PA0040047	Rating Area 1	Tobacco User/Non-Tobacco User	58	736.35	754.76
	16322PA0040047	Rating Area 1	Tobacco User/Non-Tobacco User	59	752.24	771.05
	16322PA0040047	Rating Area 1	Tobacco User/Non-Tobacco User	60	784.32	803.93
	16322PA0040047	Rating Area 1	Tobacco User/Non-Tobacco User	61	812.06	832.36
	16322PA0040047	Rating Area 1	Tobacco User/Non-Tobacco User	62	830.27	851.02
	16322PA0040047	Rating Area 1	Tobacco User/Non-Tobacco User	63	853.10	874.43
	16322PA0040047	Rating Area 1	Tobacco User/Non-Tobacco User	64 and over	866.97	888.64
	16322PA0040047	Rating Area 2	Tobacco User/Non-Tobacco User	0-14	266.63	266.63
	16322PA0040047	Rating Area 2	Tobacco User/Non-Tobacco User	15	290.33	290.33
	16322PA0040047	Rating Area 2	Tobacco User/Non-Tobacco User	16	299.39	299.39
	16322PA0040047	Rating Area 2	Tobacco User/Non-Tobacco User	17	308.45	308.45
	16322PA0040047	Rating Area 2	Tobacco User/Non-Tobacco User	18	318.21	318.21
	16322PA0040047	Rating Area 2	Tobacco User/Non-Tobacco User	19	327.97	327.97
	16322PA0040047	Rating Area 2	Tobacco User/Non-Tobacco User	20	338.07	338.07
	16322PA0040047	Rating Area 2	Tobacco User/Non-Tobacco User	21	348.53	357.24
	16322PA0040047	Rating Area 2	Tobacco User/Non-Tobacco User	22	348.53	357.24
	16322PA0040047	Rating Area 2	Tobacco User/Non-Tobacco User	23	348.53	357.24
	16322PA0040047	Rating Area 2	Tobacco User/Non-Tobacco User	24	348.53	357.24
	16322PA0040047	Rating Area 2	Tobacco User/Non-Tobacco User	25	349.92	358.67
	16322PA0040047	Rating Area 2	Tobacco User/Non-Tobacco User	26	356.89	365.82
	16322PA0040047	Rating Area 2	Tobacco User/Non-Tobacco User	27	365.26	374.39
	16322PA0040047	Rating Area 2	Tobacco User/Non-Tobacco User	28	378.85	388.32
	16322PA0040047	Rating Area 2	Tobacco User/Non-Tobacco User	29	390.01	399.76
	16322PA0040047	Rating Area 2	Tobacco User/Non-Tobacco User	30	395.58	405.47
	16322PA0040047	Rating Area 2	Tobacco User/Non-Tobacco User	31	403.95	414.04
	16322PA0040047	Rating Area 2	Tobacco User/Non-Tobacco User	32	412.31	422.62
	16322PA0040047	Rating Area 2	Tobacco User/Non-Tobacco User	33	417.54	427.98
	16322PA0040047	Rating Area 2	Tobacco User/Non-Tobacco User	34	423.12	433.69
	16322PA0040047	Rating Area 2	Tobacco User/Non-Tobacco User	35	425.90	436.55
	16322PA0040047	Rating Area 2	Tobacco User/Non-Tobacco User	36	428.69	439.41
	16322PA0040047	Rating Area 2	Tobacco User/Non-Tobacco User	37	431.48	442.27
	16322PA0040047	Rating Area 2	Tobacco User/Non-Tobacco User	38	434.27	445.13
	16322PA0040047	Rating Area 2	Tobacco User/Non-Tobacco User	39	439.84	450.84
	16322PA0040047	Rating Area 2	Tobacco User/Non-Tobacco User	40	445.42	456.56
	16322PA0040047	Rating Area 2	Tobacco User/Non-Tobacco User	41	453.79	465.13
	16322PA0040047	Rating Area 2	Tobacco User/Non-Tobacco User	42	461.80	473.35
	16322PA0040047	Rating Area 2	Tobacco User/Non-Tobacco User	43	472.96	484.78
	16322PA0040047	Rating Area 2	Tobacco User/Non-Tobacco User	44	486.90	499.07
	16322PA0040047	Rating Area 2	Tobacco User/Non-Tobacco User	45	503.28	515.86
	16322PA0040047	Rating Area 2	Tobacco User/Non-Tobacco User	46	522.80	535.86
	16322PA0040047	Rating Area 2	Tobacco User/Non-Tobacco User	47	544.75	558.37
	16322PA0040047	Rating Area 2	Tobacco User/Non-Tobacco User	48	569.85	584.09
	16322PA0040047	Rating Area 2	Tobacco User/Non-Tobacco User	49	594.59	609.46
	16322PA0040047	Rating Area 2	Tobacco User/Non-Tobacco User	50	622.47	638.04
	16322PA0040047	Rating Area 2	Tobacco User/Non-Tobacco User	51	650.01	666.26
	16322PA0040047	Rating Area 2	Tobacco User/Non-Tobacco User	52	680.33	697.34
	16322PA0040047	Rating Area 2	Tobacco User/Non-Tobacco User	53	711.00	728.78
	16322PA0040047	Rating Area 2	Tobacco User/Non-Tobacco User	54	744.11	762.71
	16322PA0040047	Rating Area 2	Tobacco User/Non-Tobacco User	55	777.22	796.65
	16322PA0040047	Rating Area 2	Tobacco User/Non-Tobacco User	56	813.12	833.45
	16322PA0040047	Rating Area 2	Tobacco User/Non-Tobacco User	57	849.37	870.60
	16322PA0040047	Rating Area 2	Tobacco User/Non-Tobacco User	58	888.05	910.26
	16322PA0040047	Rating Area 2	Tobacco User/Non-Tobacco User	59	907.22	929.90
	16322PA0040047	Rating Area 2	Tobacco User/Non-Tobacco User	60	945.91	969.56
	16322PA0040047	Rating Area 2	Tobacco User/Non-Tobacco User	61	979.37	1003.85
	16322PA0040047	Rating Area 2	Tobacco User/Non-Tobacco User	62	1001.33	1026.36
	16322PA0040047	Rating Area 2	Tobacco User/Non-Tobacco User	63	1028.86	1054.58
	16322PA0040047	Rating Area 2	Tobacco User/Non-Tobacco User	64 and over	1045.59	1071.73
	16322PA0040047	Rating Area 4	Tobacco User/Non-Tobacco User	0-14	221.08	221.08
	16322PA0040047	Rating Area 4	Tobacco User/Non-Tobacco User	15	240.73	240.73
	16322PA0040047	Rating Area 4	Tobacco User/Non-Tobacco User	16	248.24	248.24
	16322PA0040047	Rating Area 4	Tobacco User/Non-Tobacco User	17	255.76	255.76

	16322PA0040047	Rating Area 4	Tobacco User/Non-Tobacco User	18	263.85	263.85
	16322PA0040047	Rating Area 4	Tobacco User/Non-Tobacco User	19	271.94	271.94
	16322PA0040047	Rating Area 4	Tobacco User/Non-Tobacco User	20	280.32	280.32
	16322PA0040047	Rating Area 4	Tobacco User/Non-Tobacco User	21	288.99	296.21
	16322PA0040047	Rating Area 4	Tobacco User/Non-Tobacco User	22	288.99	296.21
	16322PA0040047	Rating Area 4	Tobacco User/Non-Tobacco User	23	288.99	296.21
	16322PA0040047	Rating Area 4	Tobacco User/Non-Tobacco User	24	288.99	296.21
	16322PA0040047	Rating Area 4	Tobacco User/Non-Tobacco User	25	290.15	297.40
	16322PA0040047	Rating Area 4	Tobacco User/Non-Tobacco User	26	295.93	303.32
	16322PA0040047	Rating Area 4	Tobacco User/Non-Tobacco User	27	302.86	310.43
	16322PA0040047	Rating Area 4	Tobacco User/Non-Tobacco User	28	314.13	321.99
	16322PA0040047	Rating Area 4	Tobacco User/Non-Tobacco User	29	323.38	331.46
	16322PA0040047	Rating Area 4	Tobacco User/Non-Tobacco User	30	328.00	336.20
	16322PA0040047	Rating Area 4	Tobacco User/Non-Tobacco User	31	334.94	343.31
	16322PA0040047	Rating Area 4	Tobacco User/Non-Tobacco User	32	341.88	350.42
	16322PA0040047	Rating Area 4	Tobacco User/Non-Tobacco User	33	346.21	354.87
	16322PA0040047	Rating Area 4	Tobacco User/Non-Tobacco User	34	350.83	359.60
	16322PA0040047	Rating Area 4	Tobacco User/Non-Tobacco User	35	353.15	361.97
	16322PA0040047	Rating Area 4	Tobacco User/Non-Tobacco User	36	355.46	364.34
	16322PA0040047	Rating Area 4	Tobacco User/Non-Tobacco User	37	357.77	366.71
	16322PA0040047	Rating Area 4	Tobacco User/Non-Tobacco User	38	360.08	369.08
	16322PA0040047	Rating Area 4	Tobacco User/Non-Tobacco User	39	364.71	373.82
	16322PA0040047	Rating Area 4	Tobacco User/Non-Tobacco User	40	369.33	378.56
	16322PA0040047	Rating Area 4	Tobacco User/Non-Tobacco User	41	376.26	385.67
	16322PA0040047	Rating Area 4	Tobacco User/Non-Tobacco User	42	382.91	392.48
	16322PA0040047	Rating Area 4	Tobacco User/Non-Tobacco User	43	392.16	401.96
	16322PA0040047	Rating Area 4	Tobacco User/Non-Tobacco User	44	403.72	413.81
	16322PA0040047	Rating Area 4	Tobacco User/Non-Tobacco User	45	417.30	427.73
	16322PA0040047	Rating Area 4	Tobacco User/Non-Tobacco User	46	433.49	444.32
	16322PA0040047	Rating Area 4	Tobacco User/Non-Tobacco User	47	451.69	462.98
	16322PA0040047	Rating Area 4	Tobacco User/Non-Tobacco User	48	472.50	484.31
	16322PA0040047	Rating Area 4	Tobacco User/Non-Tobacco User	49	493.02	505.34
	16322PA0040047	Rating Area 4	Tobacco User/Non-Tobacco User	50	516.14	529.04
	16322PA0040047	Rating Area 4	Tobacco User/Non-Tobacco User	51	538.97	552.44
	16322PA0040047	Rating Area 4	Tobacco User/Non-Tobacco User	52	564.11	578.21
	16322PA0040047	Rating Area 4	Tobacco User/Non-Tobacco User	53	589.54	604.28
	16322PA0040047	Rating Area 4	Tobacco User/Non-Tobacco User	54	616.99	632.42
	16322PA0040047	Rating Area 4	Tobacco User/Non-Tobacco User	55	644.45	660.56
	16322PA0040047	Rating Area 4	Tobacco User/Non-Tobacco User	56	674.21	691.07
	16322PA0040047	Rating Area 4	Tobacco User/Non-Tobacco User	57	704.27	721.88
	16322PA0040047	Rating Area 4	Tobacco User/Non-Tobacco User	58	736.35	754.76
	16322PA0040047	Rating Area 4	Tobacco User/Non-Tobacco User	59	752.24	771.05
	16322PA0040047	Rating Area 4	Tobacco User/Non-Tobacco User	60	784.32	803.93
	16322PA0040047	Rating Area 4	Tobacco User/Non-Tobacco User	61	812.06	832.36
	16322PA0040047	Rating Area 4	Tobacco User/Non-Tobacco User	62	830.27	851.02
	16322PA0040047	Rating Area 4	Tobacco User/Non-Tobacco User	63	853.10	874.43
	16322PA0040047	Rating Area 4	Tobacco User/Non-Tobacco User	64 and over	866.97	888.64
	16322PA0040047	Rating Area 5	Tobacco User/Non-Tobacco User	0-14	221.08	221.08
	16322PA0040047	Rating Area 5	Tobacco User/Non-Tobacco User	15	240.73	240.73
	16322PA0040047	Rating Area 5	Tobacco User/Non-Tobacco User	16	248.24	248.24
	16322PA0040047	Rating Area 5	Tobacco User/Non-Tobacco User	17	255.76	255.76
	16322PA0040047	Rating Area 5	Tobacco User/Non-Tobacco User	18	263.85	263.85
	16322PA0040047	Rating Area 5	Tobacco User/Non-Tobacco User	19	271.94	271.94
	16322PA0040047	Rating Area 5	Tobacco User/Non-Tobacco User	20	280.32	280.32
	16322PA0040047	Rating Area 5	Tobacco User/Non-Tobacco User	21	288.99	296.21
	16322PA0040047	Rating Area 5	Tobacco User/Non-Tobacco User	22	288.99	296.21
	16322PA0040047	Rating Area 5	Tobacco User/Non-Tobacco User	23	288.99	296.21
	16322PA0040047	Rating Area 5	Tobacco User/Non-Tobacco User	24	288.99	296.21
	16322PA0040047	Rating Area 5	Tobacco User/Non-Tobacco User	25	290.15	297.40
	16322PA0040047	Rating Area 5	Tobacco User/Non-Tobacco User	26	295.93	303.32
	16322PA0040047	Rating Area 5	Tobacco User/Non-Tobacco User	27	302.86	310.43
	16322PA0040047	Rating Area 5	Tobacco User/Non-Tobacco User	28	314.13	321.99
	16322PA0040047	Rating Area 5	Tobacco User/Non-Tobacco User	29	323.38	331.46
	16322PA0040047	Rating Area 5	Tobacco User/Non-Tobacco User	30	328.00	336.20
	16322PA0040047	Rating Area 5	Tobacco User/Non-Tobacco User	31	334.94	343.31
	16322PA0040047	Rating Area 5	Tobacco User/Non-Tobacco User	32	341.88	350.42
	16322PA0040047	Rating Area 5	Tobacco User/Non-Tobacco User	33	346.21	354.87
	16322PA0040047	Rating Area 5	Tobacco User/Non-Tobacco User	34	350.83	359.60
	16322PA0040047	Rating Area 5	Tobacco User/Non-Tobacco User	35	353.15	361.97
	16322PA0040047	Rating Area 5	Tobacco User/Non-Tobacco User	36	355.46	364.34
	16322PA0040047	Rating Area 5	Tobacco User/Non-Tobacco User	37	357.77	366.71
	16322PA0040047	Rating Area 5	Tobacco User/Non-Tobacco User	38	360.08	369.08
	16322PA0040047	Rating Area 5	Tobacco User/Non-Tobacco User	39	364.71	373.82
	16322PA0040047	Rating Area 5	Tobacco User/Non-Tobacco User	40	369.33	378.56
	16322PA0040047	Rating Area 5	Tobacco User/Non-Tobacco User	41	376.26	385.67
	16322PA0040047	Rating Area 5	Tobacco User/Non-Tobacco User	42	382.91	392.48
	16322PA0040047	Rating Area 5	Tobacco User/Non-Tobacco User	43	392.16	401.96
	16322PA0040047	Rating Area 5	Tobacco User/Non-Tobacco User	44	403.72	413.81
	16322PA0040047	Rating Area 5	Tobacco User/Non-Tobacco User	45	417.30	427.73
	16322PA0040047	Rating Area 5	Tobacco User/Non-Tobacco User	46	433.49	444.32
	16322PA0040047	Rating Area 5	Tobacco User/Non-Tobacco User	47	451.69	462.98
	16322PA0040047	Rating Area 5	Tobacco User/Non-Tobacco User	48	472.50	484.31
	16322PA0040047	Rating Area 5	Tobacco User/Non-Tobacco User	49	493.02	505.34
	16322PA0040047	Rating Area 5	Tobacco User/Non-Tobacco User	50	516.14	529.04
	16322PA0040047	Rating Area 5	Tobacco User/Non-Tobacco User	51	538.97	552.44
	16322PA0040047	Rating Area 5	Tobacco User/Non-Tobacco User	52	564.11	578.21
	16322PA0040047	Rating Area 5	Tobacco User/Non-Tobacco User	53	589.54	604.28
	16322PA0040047	Rating Area 5	Tobacco User/Non-Tobacco User	54	616.99	632.42
	16322PA0040047	Rating Area 5	Tobacco User/Non-Tobacco User	55	644.45	660.56
	16322PA0040047	Rating Area 5	Tobacco User/Non-Tobacco User	56	674.21	691.07
	16322PA0040047	Rating Area 5	Tobacco User/Non-Tobacco User	57	704.27	721.88
	16322PA0040047	Rating Area 5	Tobacco User/Non-Tobacco User	58	736.35	754.76
	16322PA0040047	Rating Area 5	Tobacco User/Non-Tobacco User	59	752.24	771.05
	16322PA0040047	Rating Area 5	Tobacco User/Non-Tobacco User	60	784.32	803.93
	16322PA0040047	Rating Area 5	Tobacco User/Non-Tobacco User	61	812.06	832.36
	16322PA0040047	Rating Area 5	Tobacco User/Non-Tobacco User	62	830.27	851.02
	16322PA0040047	Rating Area 5	Tobacco User/Non-Tobacco User	63	853.10	874.43
	16322PA0040047	Rating Area 5	Tobacco User/Non-Tobacco User	64 and over	866.97	888.64
	16322PA0040047	Rating Area 6	Tobacco User/Non-Tobacco User	0-14	327.53	327.53
	16322PA0040047	Rating Area 6	Tobacco User/Non-Tobacco User	15	356.64	356.64
	16322PA0040047	Rating Area 6	Tobacco User/Non-Tobacco User	16	367.77	367.77
	16322PA0040047	Rating Area 6	Tobacco User/Non-Tobacco User	17	378.90	378.90
	16322PA0040047	Rating Area 6	Tobacco User/Non-Tobacco User	18	390.89	390.89
	16322PA0040047	Rating Area 6	Tobacco User/Non-Tobacco User	19	402.88	402.88
	16322PA0040047	Rating Area 6	Tobacco User/Non-Tobacco User	20	415.30	415.30
	16322PA0040047	Rating Area 6	Tobacco User/Non-Tobacco User	21	428.14	438.84
	16322PA0040047	Rating Area 6	Tobacco User/Non-Tobacco User	22	428.14	438.84
	16322PA0040047	Rating Area 6	Tobacco User/Non-Tobacco User	23	428.14	438.84
	16322PA0040047	Rating Area 6	Tobacco User/Non-Tobacco User	24	428.14	438.84
	16322PA0040047	Rating Area 6	Tobacco User/Non-Tobacco User	25	429.85	440.60
	16322PA0040047	Rating Area 6	Tobacco User/Non-Tobacco User	26	438.42	449.38
	16322PA0040047	Rating Area 6	Tobacco User/Non-Tobacco User	27	448.69	459.91
	16322PA0040047	Rating Area 6	Tobacco User/Non-Tobacco User	28	465.39	477.02
	16322PA0040047	Rating Area 6	Tobacco User/Non-Tobacco User	29	479.09	491.07
	16322PA0040047	Rating Area 6	Tobacco User/Non-Tobacco User	30	485.94	498.09
	16322PA0040047	Rating Area 6	Tobacco User/Non-Tobacco User	31	496.21	508.62
	16322PA0040047	Rating Area 6	Tobacco User/Non-Tobacco User	32	506.49	519.15
	16322PA0040047	Rating Area 6	Tobacco User/Non-Tobacco User	33	512.91	525.73
	16322PA0040047	Rating Area 6	Tobacco User/Non-Tobacco User	34	519.76	532.76
	16322PA0040047	Rating Area 6	Tobacco User/Non-Tobacco User	35	523.19	536.27
	16322PA0040047	Rating Area 6	Tobacco User/Non-Tobacco User	36	526.61	539.78
	16322PA0040047	Rating Area 6	Tobacco User/Non-Tobacco User	37	530.04	543.29
	16322PA0040047	Rating Area 6	Tobacco User/Non-Tobacco User	38	533.46	546.80
	16322PA0040047	Rating Area 6	Tobacco User/Non-Tobacco User	39	540.31	553.82
	16322PA0040047	Rating Area 6	Tobacco User/Non-Tobacco User	40	547.16	560.84
	16322PA0040047	Rating Area 6	Tobacco User/Non-Tobacco User	41	557.44	571.37
	16322PA0040047	Rating Area 6	Tobacco User/Non-Tobacco User	42	567.29	581.47
	16322PA0040047	Rating Area 6	Tobacco User/Non-Tobacco User	43	580.99	595.51
	16322PA0040047	Rating Area 6	Tobacco User/Non-Tobacco User	44	598.11	613.06
	16322PA0040047	Rating Area 6	Tobacco User/Non-Tobacco User	45	618.23	633.69

	16322PA0040047	Rating Area 6	Tobacco User/Non-Tobacco User	46	642.21	658.27
	16322PA0040047	Rating Area 6	Tobacco User/Non-Tobacco User	47	669.18	685.91
	16322PA0040047	Rating Area 6	Tobacco User/Non-Tobacco User	48	700.01	717.51
	16322PA0040047	Rating Area 6	Tobacco User/Non-Tobacco User	49	730.41	748.67
	16322PA0040047	Rating Area 6	Tobacco User/Non-Tobacco User	50	764.66	783.77
	16322PA0040047	Rating Area 6	Tobacco User/Non-Tobacco User	51	798.48	818.44
	16322PA0040047	Rating Area 6	Tobacco User/Non-Tobacco User	52	835.73	856.62
	16322PA0040047	Rating Area 6	Tobacco User/Non-Tobacco User	53	873.41	895.24
	16322PA0040047	Rating Area 6	Tobacco User/Non-Tobacco User	54	914.08	936.93
	16322PA0040047	Rating Area 6	Tobacco User/Non-Tobacco User	55	954.75	978.62
	16322PA0040047	Rating Area 6	Tobacco User/Non-Tobacco User	56	998.85	1023.82
	16322PA0040047	Rating Area 6	Tobacco User/Non-Tobacco User	57	1043.38	1069.46
	16322PA0040047	Rating Area 6	Tobacco User/Non-Tobacco User	58	1090.90	1118.17
	16322PA0040047	Rating Area 6	Tobacco User/Non-Tobacco User	59	1114.45	1142.31
	16322PA0040047	Rating Area 6	Tobacco User/Non-Tobacco User	60	1161.97	1191.02
	16322PA0040047	Rating Area 6	Tobacco User/Non-Tobacco User	61	1203.07	1233.15
	16322PA0040047	Rating Area 6	Tobacco User/Non-Tobacco User	62	1230.05	1260.80
	16322PA0040047	Rating Area 6	Tobacco User/Non-Tobacco User	63	1263.87	1295.47
	16322PA0040047	Rating Area 6	Tobacco User/Non-Tobacco User	64 and over	1284.42	1316.53
	16322PA0040048	Rating Area 1	Tobacco User/Non-Tobacco User	0-14	296.68	296.68
	16322PA0040048	Rating Area 1	Tobacco User/Non-Tobacco User	15	323.05	323.05
	16322PA0040048	Rating Area 1	Tobacco User/Non-Tobacco User	16	333.14	333.14
	16322PA0040048	Rating Area 1	Tobacco User/Non-Tobacco User	17	343.22	343.22
	16322PA0040048	Rating Area 1	Tobacco User/Non-Tobacco User	18	354.08	354.08
	16322PA0040048	Rating Area 1	Tobacco User/Non-Tobacco User	19	364.94	364.94
	16322PA0040048	Rating Area 1	Tobacco User/Non-Tobacco User	20	376.19	376.19
	16322PA0040048	Rating Area 1	Tobacco User/Non-Tobacco User	21	387.82	397.52
	16322PA0040048	Rating Area 1	Tobacco User/Non-Tobacco User	22	387.82	397.52
	16322PA0040048	Rating Area 1	Tobacco User/Non-Tobacco User	23	387.82	397.52
	16322PA0040048	Rating Area 1	Tobacco User/Non-Tobacco User	24	387.82	397.52
	16322PA0040048	Rating Area 1	Tobacco User/Non-Tobacco User	25	389.37	399.11
	16322PA0040048	Rating Area 1	Tobacco User/Non-Tobacco User	26	397.13	407.06
	16322PA0040048	Rating Area 1	Tobacco User/Non-Tobacco User	27	406.44	416.60
	16322PA0040048	Rating Area 1	Tobacco User/Non-Tobacco User	28	421.56	432.10
	16322PA0040048	Rating Area 1	Tobacco User/Non-Tobacco User	29	433.97	444.82
	16322PA0040048	Rating Area 1	Tobacco User/Non-Tobacco User	30	440.18	451.18
	16322PA0040048	Rating Area 1	Tobacco User/Non-Tobacco User	31	449.48	460.72
	16322PA0040048	Rating Area 1	Tobacco User/Non-Tobacco User	32	458.79	470.26
	16322PA0040048	Rating Area 1	Tobacco User/Non-Tobacco User	33	464.61	476.22
	16322PA0040048	Rating Area 1	Tobacco User/Non-Tobacco User	34	470.81	482.58
	16322PA0040048	Rating Area 1	Tobacco User/Non-Tobacco User	35	473.92	485.76
	16322PA0040048	Rating Area 1	Tobacco User/Non-Tobacco User	36	477.02	488.94
	16322PA0040048	Rating Area 1	Tobacco User/Non-Tobacco User	37	480.12	492.12
	16322PA0040048	Rating Area 1	Tobacco User/Non-Tobacco User	38	483.22	495.30
	16322PA0040048	Rating Area 1	Tobacco User/Non-Tobacco User	39	489.43	501.66
	16322PA0040048	Rating Area 1	Tobacco User/Non-Tobacco User	40	495.63	508.02
	16322PA0040048	Rating Area 1	Tobacco User/Non-Tobacco User	41	504.94	517.57
	16322PA0040048	Rating Area 1	Tobacco User/Non-Tobacco User	42	513.86	526.71
	16322PA0040048	Rating Area 1	Tobacco User/Non-Tobacco User	43	526.27	539.43
	16322PA0040048	Rating Area 1	Tobacco User/Non-Tobacco User	44	541.78	555.33
	16322PA0040048	Rating Area 1	Tobacco User/Non-Tobacco User	45	560.01	574.01
	16322PA0040048	Rating Area 1	Tobacco User/Non-Tobacco User	46	581.73	596.27
	16322PA0040048	Rating Area 1	Tobacco User/Non-Tobacco User	47	606.16	621.32
	16322PA0040048	Rating Area 1	Tobacco User/Non-Tobacco User	48	634.09	649.94
	16322PA0040048	Rating Area 1	Tobacco User/Non-Tobacco User	49	661.62	678.16
	16322PA0040048	Rating Area 1	Tobacco User/Non-Tobacco User	50	692.65	709.96
	16322PA0040048	Rating Area 1	Tobacco User/Non-Tobacco User	51	723.28	741.37
	16322PA0040048	Rating Area 1	Tobacco User/Non-Tobacco User	52	757.02	775.95
	16322PA0040048	Rating Area 1	Tobacco User/Non-Tobacco User	53	791.15	810.93
	16322PA0040048	Rating Area 1	Tobacco User/Non-Tobacco User	54	828.00	848.70
	16322PA0040048	Rating Area 1	Tobacco User/Non-Tobacco User	55	864.84	886.46
	16322PA0040048	Rating Area 1	Tobacco User/Non-Tobacco User	56	904.78	927.40
	16322PA0040048	Rating Area 1	Tobacco User/Non-Tobacco User	57	945.12	968.75
	16322PA0040048	Rating Area 1	Tobacco User/Non-Tobacco User	58	988.17	1012.87
	16322PA0040048	Rating Area 1	Tobacco User/Non-Tobacco User	59	1009.50	1034.73
	16322PA0040048	Rating Area 1	Tobacco User/Non-Tobacco User	60	1052.54	1078.86
	16322PA0040048	Rating Area 1	Tobacco User/Non-Tobacco User	61	1089.77	1117.02
	16322PA0040048	Rating Area 1	Tobacco User/Non-Tobacco User	62	1114.21	1142.06
	16322PA0040048	Rating Area 1	Tobacco User/Non-Tobacco User	63	1144.84	1173.47
	16322PA0040048	Rating Area 1	Tobacco User/Non-Tobacco User	64 and over	1163.46	1192.55
	16322PA0040048	Rating Area 2	Tobacco User/Non-Tobacco User	0-14	357.81	357.81
	16322PA0040048	Rating Area 2	Tobacco User/Non-Tobacco User	15	389.62	389.62
	16322PA0040048	Rating Area 2	Tobacco User/Non-Tobacco User	16	401.78	401.78
	16322PA0040048	Rating Area 2	Tobacco User/Non-Tobacco User	17	413.94	413.94
	16322PA0040048	Rating Area 2	Tobacco User/Non-Tobacco User	18	427.04	427.04
	16322PA0040048	Rating Area 2	Tobacco User/Non-Tobacco User	19	440.13	440.13
	16322PA0040048	Rating Area 2	Tobacco User/Non-Tobacco User	20	453.70	453.70
	16322PA0040048	Rating Area 2	Tobacco User/Non-Tobacco User	21	467.73	479.42
	16322PA0040048	Rating Area 2	Tobacco User/Non-Tobacco User	22	467.73	479.42
	16322PA0040048	Rating Area 2	Tobacco User/Non-Tobacco User	23	467.73	479.42
	16322PA0040048	Rating Area 2	Tobacco User/Non-Tobacco User	24	467.73	479.42
	16322PA0040048	Rating Area 2	Tobacco User/Non-Tobacco User	25	469.60	481.34
	16322PA0040048	Rating Area 2	Tobacco User/Non-Tobacco User	26	478.96	490.93
	16322PA0040048	Rating Area 2	Tobacco User/Non-Tobacco User	27	490.18	502.44
	16322PA0040048	Rating Area 2	Tobacco User/Non-Tobacco User	28	508.42	521.13
	16322PA0040048	Rating Area 2	Tobacco User/Non-Tobacco User	29	523.39	536.47
	16322PA0040048	Rating Area 2	Tobacco User/Non-Tobacco User	30	530.87	544.15
	16322PA0040048	Rating Area 2	Tobacco User/Non-Tobacco User	31	542.10	555.65
	16322PA0040048	Rating Area 2	Tobacco User/Non-Tobacco User	32	553.32	567.16
	16322PA0040048	Rating Area 2	Tobacco User/Non-Tobacco User	33	560.34	574.35
	16322PA0040048	Rating Area 2	Tobacco User/Non-Tobacco User	34	567.82	582.02
	16322PA0040048	Rating Area 2	Tobacco User/Non-Tobacco User	35	571.57	585.86
	16322PA0040048	Rating Area 2	Tobacco User/Non-Tobacco User	36	575.31	589.69
	16322PA0040048	Rating Area 2	Tobacco User/Non-Tobacco User	37	579.05	593.53
	16322PA0040048	Rating Area 2	Tobacco User/Non-Tobacco User	38	582.79	597.36
	16322PA0040048	Rating Area 2	Tobacco User/Non-Tobacco User	39	590.28	605.03
	16322PA0040048	Rating Area 2	Tobacco User/Non-Tobacco User	40	597.76	612.70
	16322PA0040048	Rating Area 2	Tobacco User/Non-Tobacco User	41	608.98	624.21
	16322PA0040048	Rating Area 2	Tobacco User/Non-Tobacco User	42	619.74	635.24
	16322PA0040048	Rating Area 2	Tobacco User/Non-Tobacco User	43	634.71	650.58
	16322PA0040048	Rating Area 2	Tobacco User/Non-Tobacco User	44	653.42	669.75
	16322PA0040048	Rating Area 2	Tobacco User/Non-Tobacco User	45	675.40	692.29
	16322PA0040048	Rating Area 2	Tobacco User/Non-Tobacco User	46	701.60	719.13
	16322PA0040048	Rating Area 2	Tobacco User/Non-Tobacco User	47	731.06	749.34
	16322PA0040048	Rating Area 2	Tobacco User/Non-Tobacco User	48	764.74	783.86
	16322PA0040048	Rating Area 2	Tobacco User/Non-Tobacco User	49	797.95	817.90
	16322PA0040048	Rating Area 2	Tobacco User/Non-Tobacco User	50	835.37	856.25
	16322PA0040048	Rating Area 2	Tobacco User/Non-Tobacco User	51	872.32	894.12
	16322PA0040048	Rating Area 2	Tobacco User/Non-Tobacco User	52	913.01	935.83
	16322PA0040048	Rating Area 2	Tobacco User/Non-Tobacco User	53	954.17	978.02
	16322PA0040048	Rating Area 2	Tobacco User/Non-Tobacco User	54	998.60	1023.57
	16322PA0040048	Rating Area 2	Tobacco User/Non-Tobacco User	55	1043.04	1069.11
	16322PA0040048	Rating Area 2	Tobacco User/Non-Tobacco User	56	1091.21	1118.49
	16322PA0040048	Rating Area 2	Tobacco User/Non-Tobacco User	57	1139.86	1168.35
	16322PA0040048	Rating Area 2	Tobacco User/Non-Tobacco User	58	1191.78	1221.57
	16322PA0040048	Rating Area 2	Tobacco User/Non-Tobacco User	59	1217.50	1247.94
	16322PA0040048	Rating Area 2	Tobacco User/Non-Tobacco User	60	1269.42	1301.15
	16322PA0040048	Rating Area 2	Tobacco User/Non-Tobacco User	61	1314.32	1347.18
	16322PA0040048	Rating Area 2	Tobacco User/Non-Tobacco User	62	1343.79	1377.38
	16322PA0040048	Rating Area 2	Tobacco User/Non-Tobacco User	63	1380.74	1415.26
	16322PA0040048	Rating Area 2	Tobacco User/Non-Tobacco User	64 and over	1403.19	1438.27
	16322PA0040048	Rating Area 4	Tobacco User/Non-Tobacco User	0-14	296.68	296.68
	16322PA0040048	Rating Area 4	Tobacco User/Non-Tobacco User	15	323.05	323.05
	16322PA0040048	Rating Area 4	Tobacco User/Non-Tobacco User	16	333.14	333.14
	16322PA0040048	Rating Area 4	Tobacco User/Non-Tobacco User	17	343.22	343.22
	16322PA0040048	Rating Area 4	Tobacco User/Non-Tobacco User	18	354.08	354.08
	16322PA0040048	Rating Area 4	Tobacco User/Non-Tobacco User	19	364.94	364.94
	16322PA0040048	Rating Area 4	Tobacco User/Non-Tobacco User	20	376.19	376.19
	16322PA0040048	Rating Area 4	Tobacco User/Non-Tobacco User	21	387.82	397.52
	16322PA0040048	Rating Area 4	Tobacco User/Non-Tobacco User	22	387.82	397.52
	16322PA0040048	Rating Area 4	Tobacco User/Non-Tobacco User	22	387.82	397.52

	16322PA0040048	Rating Area 4	Tobacco User/Non-Tobacco User	23	387.82	397.52
	16322PA0040048	Rating Area 4	Tobacco User/Non-Tobacco User	24	387.82	397.52
	16322PA0040048	Rating Area 4	Tobacco User/Non-Tobacco User	25	389.37	399.11
	16322PA0040048	Rating Area 4	Tobacco User/Non-Tobacco User	26	397.13	407.06
	16322PA0040048	Rating Area 4	Tobacco User/Non-Tobacco User	27	406.44	416.60
	16322PA0040048	Rating Area 4	Tobacco User/Non-Tobacco User	28	421.56	432.10
	16322PA0040048	Rating Area 4	Tobacco User/Non-Tobacco User	29	433.97	444.82
	16322PA0040048	Rating Area 4	Tobacco User/Non-Tobacco User	30	440.18	451.18
	16322PA0040048	Rating Area 4	Tobacco User/Non-Tobacco User	31	449.48	460.72
	16322PA0040048	Rating Area 4	Tobacco User/Non-Tobacco User	32	458.79	470.26
	16322PA0040048	Rating Area 4	Tobacco User/Non-Tobacco User	33	464.61	476.22
	16322PA0040048	Rating Area 4	Tobacco User/Non-Tobacco User	34	470.81	482.58
	16322PA0040048	Rating Area 4	Tobacco User/Non-Tobacco User	35	473.92	485.76
	16322PA0040048	Rating Area 4	Tobacco User/Non-Tobacco User	36	477.02	488.94
	16322PA0040048	Rating Area 4	Tobacco User/Non-Tobacco User	37	480.12	492.12
	16322PA0040048	Rating Area 4	Tobacco User/Non-Tobacco User	38	483.22	495.30
	16322PA0040048	Rating Area 4	Tobacco User/Non-Tobacco User	39	489.43	501.66
	16322PA0040048	Rating Area 4	Tobacco User/Non-Tobacco User	40	495.63	508.02
	16322PA0040048	Rating Area 4	Tobacco User/Non-Tobacco User	41	504.94	517.57
	16322PA0040048	Rating Area 4	Tobacco User/Non-Tobacco User	42	513.86	526.71
	16322PA0040048	Rating Area 4	Tobacco User/Non-Tobacco User	43	526.27	539.43
	16322PA0040048	Rating Area 4	Tobacco User/Non-Tobacco User	44	541.78	555.33
	16322PA0040048	Rating Area 4	Tobacco User/Non-Tobacco User	45	560.01	574.01
	16322PA0040048	Rating Area 4	Tobacco User/Non-Tobacco User	46	581.73	596.27
	16322PA0040048	Rating Area 4	Tobacco User/Non-Tobacco User	47	606.16	621.32
	16322PA0040048	Rating Area 4	Tobacco User/Non-Tobacco User	48	634.09	649.94
	16322PA0040048	Rating Area 4	Tobacco User/Non-Tobacco User	49	661.62	678.16
	16322PA0040048	Rating Area 4	Tobacco User/Non-Tobacco User	50	692.65	709.96
	16322PA0040048	Rating Area 4	Tobacco User/Non-Tobacco User	51	723.28	741.37
	16322PA0040048	Rating Area 4	Tobacco User/Non-Tobacco User	52	757.02	775.95
	16322PA0040048	Rating Area 4	Tobacco User/Non-Tobacco User	53	791.15	810.93
	16322PA0040048	Rating Area 4	Tobacco User/Non-Tobacco User	54	828.00	848.70
	16322PA0040048	Rating Area 4	Tobacco User/Non-Tobacco User	55	864.84	886.46
	16322PA0040048	Rating Area 4	Tobacco User/Non-Tobacco User	56	904.78	927.40
	16322PA0040048	Rating Area 4	Tobacco User/Non-Tobacco User	57	945.12	968.75
	16322PA0040048	Rating Area 4	Tobacco User/Non-Tobacco User	58	988.17	1012.87
	16322PA0040048	Rating Area 4	Tobacco User/Non-Tobacco User	59	1009.50	1034.73
	16322PA0040048	Rating Area 4	Tobacco User/Non-Tobacco User	60	1052.54	1078.86
	16322PA0040048	Rating Area 4	Tobacco User/Non-Tobacco User	61	1089.77	1117.02
	16322PA0040048	Rating Area 4	Tobacco User/Non-Tobacco User	62	1114.21	1142.06
	16322PA0040048	Rating Area 4	Tobacco User/Non-Tobacco User	63	1144.84	1173.47
	16322PA0040048	Rating Area 4	Tobacco User/Non-Tobacco User	64 and over	1163.46	1192.55
	16322PA0040048	Rating Area 5	Tobacco User/Non-Tobacco User	0-14	296.68	296.68
	16322PA0040048	Rating Area 5	Tobacco User/Non-Tobacco User	15	323.05	323.05
	16322PA0040048	Rating Area 5	Tobacco User/Non-Tobacco User	16	333.14	333.14
	16322PA0040048	Rating Area 5	Tobacco User/Non-Tobacco User	17	343.22	343.22
	16322PA0040048	Rating Area 5	Tobacco User/Non-Tobacco User	18	354.08	354.08
	16322PA0040048	Rating Area 5	Tobacco User/Non-Tobacco User	19	364.94	364.94
	16322PA0040048	Rating Area 5	Tobacco User/Non-Tobacco User	20	376.19	376.19
	16322PA0040048	Rating Area 5	Tobacco User/Non-Tobacco User	21	387.82	397.52
	16322PA0040048	Rating Area 5	Tobacco User/Non-Tobacco User	22	387.82	397.52
	16322PA0040048	Rating Area 5	Tobacco User/Non-Tobacco User	23	387.82	397.52
	16322PA0040048	Rating Area 5	Tobacco User/Non-Tobacco User	24	387.82	397.52
	16322PA0040048	Rating Area 5	Tobacco User/Non-Tobacco User	25	389.37	399.11
	16322PA0040048	Rating Area 5	Tobacco User/Non-Tobacco User	26	397.13	407.06
	16322PA0040048	Rating Area 5	Tobacco User/Non-Tobacco User	27	406.44	416.60
	16322PA0040048	Rating Area 5	Tobacco User/Non-Tobacco User	28	421.56	432.10
	16322PA0040048	Rating Area 5	Tobacco User/Non-Tobacco User	29	433.97	444.82
	16322PA0040048	Rating Area 5	Tobacco User/Non-Tobacco User	30	440.18	451.18
	16322PA0040048	Rating Area 5	Tobacco User/Non-Tobacco User	31	449.48	460.72
	16322PA0040048	Rating Area 5	Tobacco User/Non-Tobacco User	32	458.79	470.26
	16322PA0040048	Rating Area 5	Tobacco User/Non-Tobacco User	33	464.61	476.22
	16322PA0040048	Rating Area 5	Tobacco User/Non-Tobacco User	34	470.81	482.58
	16322PA0040048	Rating Area 5	Tobacco User/Non-Tobacco User	35	473.92	485.76
	16322PA0040048	Rating Area 5	Tobacco User/Non-Tobacco User	36	477.02	488.94
	16322PA0040048	Rating Area 5	Tobacco User/Non-Tobacco User	37	480.12	492.12
	16322PA0040048	Rating Area 5	Tobacco User/Non-Tobacco User	38	483.22	495.30
	16322PA0040048	Rating Area 5	Tobacco User/Non-Tobacco User	39	489.43	501.66
	16322PA0040048	Rating Area 5	Tobacco User/Non-Tobacco User	40	495.63	508.02
	16322PA0040048	Rating Area 5	Tobacco User/Non-Tobacco User	41	504.94	517.57
	16322PA0040048	Rating Area 5	Tobacco User/Non-Tobacco User	42	513.86	526.71
	16322PA0040048	Rating Area 5	Tobacco User/Non-Tobacco User	43	526.27	539.43
	16322PA0040048	Rating Area 5	Tobacco User/Non-Tobacco User	44	541.78	555.33
	16322PA0040048	Rating Area 5	Tobacco User/Non-Tobacco User	45	560.01	574.01
	16322PA0040048	Rating Area 5	Tobacco User/Non-Tobacco User	46	581.73	596.27
	16322PA0040048	Rating Area 5	Tobacco User/Non-Tobacco User	47	606.16	621.32
	16322PA0040048	Rating Area 5	Tobacco User/Non-Tobacco User	48	634.09	649.94
	16322PA0040048	Rating Area 5	Tobacco User/Non-Tobacco User	49	661.62	678.16
	16322PA0040048	Rating Area 5	Tobacco User/Non-Tobacco User	50	692.65	709.96
	16322PA0040048	Rating Area 5	Tobacco User/Non-Tobacco User	51	723.28	741.37
	16322PA0040048	Rating Area 5	Tobacco User/Non-Tobacco User	52	757.02	775.95
	16322PA0040048	Rating Area 5	Tobacco User/Non-Tobacco User	53	791.15	810.93
	16322PA0040048	Rating Area 5	Tobacco User/Non-Tobacco User	54	828.00	848.70
	16322PA0040048	Rating Area 5	Tobacco User/Non-Tobacco User	55	864.84	886.46
	16322PA0040048	Rating Area 5	Tobacco User/Non-Tobacco User	56	904.78	927.40
	16322PA0040048	Rating Area 5	Tobacco User/Non-Tobacco User	57	945.12	968.75
	16322PA0040048	Rating Area 5	Tobacco User/Non-Tobacco User	58	988.17	1012.87
	16322PA0040048	Rating Area 5	Tobacco User/Non-Tobacco User	59	1009.50	1034.73
	16322PA0040048	Rating Area 5	Tobacco User/Non-Tobacco User	60	1052.54	1078.86
	16322PA0040048	Rating Area 5	Tobacco User/Non-Tobacco User	61	1089.77	1117.02
	16322PA0040048	Rating Area 5	Tobacco User/Non-Tobacco User	62	1114.21	1142.06
	16322PA0040048	Rating Area 5	Tobacco User/Non-Tobacco User	63	1144.84	1173.47
	16322PA0040048	Rating Area 5	Tobacco User/Non-Tobacco User	64 and over	1163.46	1192.55
	16322PA0040048	Rating Area 6	Tobacco User/Non-Tobacco User	0-14	439.54	439.54
	16322PA0040048	Rating Area 6	Tobacco User/Non-Tobacco User	15	478.61	478.61
	16322PA0040048	Rating Area 6	Tobacco User/Non-Tobacco User	16	493.55	493.55
	16322PA0040048	Rating Area 6	Tobacco User/Non-Tobacco User	17	508.49	508.49
	16322PA0040048	Rating Area 6	Tobacco User/Non-Tobacco User	18	524.57	524.57
	16322PA0040048	Rating Area 6	Tobacco User/Non-Tobacco User	19	540.66	540.66
	16322PA0040048	Rating Area 6	Tobacco User/Non-Tobacco User	20	557.32	557.32
	16322PA0040048	Rating Area 6	Tobacco User/Non-Tobacco User	21	574.56	588.92
	16322PA0040048	Rating Area 6	Tobacco User/Non-Tobacco User	22	574.56	588.92
	16322PA0040048	Rating Area 6	Tobacco User/Non-Tobacco User	23	574.56	588.92
	16322PA0040048	Rating Area 6	Tobacco User/Non-Tobacco User	24	574.56	588.92
	16322PA0040048	Rating Area 6	Tobacco User/Non-Tobacco User	25	576.86	591.28
	16322PA0040048	Rating Area 6	Tobacco User/Non-Tobacco User	26	588.35	603.06
	16322PA0040048	Rating Area 6	Tobacco User/Non-Tobacco User	27	602.14	617.19
	16322PA0040048	Rating Area 6	Tobacco User/Non-Tobacco User	28	624.55	640.16
	16322PA0040048	Rating Area 6	Tobacco User/Non-Tobacco User	29	642.93	659.01
	16322PA0040048	Rating Area 6	Tobacco User/Non-Tobacco User	30	652.13	668.43
	16322PA0040048	Rating Area 6	Tobacco User/Non-Tobacco User	31	665.92	682.56
	16322PA0040048	Rating Area 6	Tobacco User/Non-Tobacco User	32	679.70	696.70
	16322PA0040048	Rating Area 6	Tobacco User/Non-Tobacco User	33	688.32	705.53
	16322PA0040048	Rating Area 6	Tobacco User/Non-Tobacco User	34	697.52	714.95
	16322PA0040048	Rating Area 6	Tobacco User/Non-Tobacco User	35	702.11	719.67
	16322PA0040048	Rating Area 6	Tobacco User/Non-Tobacco User	36	706.71	724.38
	16322PA0040048	Rating Area 6	Tobacco User/Non-Tobacco User	37	711.31	729.09
	16322PA0040048	Rating Area 6	Tobacco User/Non-Tobacco User	38	715.90	733.80
	16322PA0040048	Rating Area 6	Tobacco User/Non-Tobacco User	39	725.09	743.22
	16322PA0040048	Rating Area 6	Tobacco User/Non-Tobacco User	40	734.29	752.64
	16322PA0040048	Rating Area 6	Tobacco User/Non-Tobacco User	41	748.08	766.78
	16322PA0040048	Rating Area 6	Tobacco User/Non-Tobacco User	42	761.29	780.32
	16322PA0040048	Rating Area 6	Tobacco User/Non-Tobacco User	43	779.68	799.17
	16322PA0040048	Rating Area 6	Tobacco User/Non-Tobacco User	44	802.66	822.73
	16322PA0040048	Rating Area 6	Tobacco User/Non-Tobacco User	45	829.66	850.41
	16322PA0040048	Rating Area 6	Tobacco User/Non-Tobacco User	46	861.84	883.39
	16322PA0040048	Rating Area 6	Tobacco User/Non-Tobacco User	47	898.04	920.49
	16322PA0040048	Rating Area 6	Tobacco User/Non-Tobacco User	48	939.21	962.89
	16322PA0040048	Rating Area 6	Tobacco User/Non-Tobacco User	49	980.20	1004.70
	16322PA0040048	Rating Area 6	Tobacco User/Non-Tobacco User	50	1026.16	1051.82

	16322PA0040048	Rating Area 6	Tobacco User/Non-Tobacco User	51	1071.55	1098.34
	16322PA0040048	Rating Area 6	Tobacco User/Non-Tobacco User	52	1121.54	1149.58
	16322PA0040048	Rating Area 6	Tobacco User/Non-Tobacco User	53	1172.10	1201.40
	16322PA0040048	Rating Area 6	Tobacco User/Non-Tobacco User	54	1226.69	1257.35
	16322PA0040048	Rating Area 6	Tobacco User/Non-Tobacco User	55	1281.27	1313.30
	16322PA0040048	Rating Area 6	Tobacco User/Non-Tobacco User	56	1340.45	1373.96
	16322PA0040048	Rating Area 6	Tobacco User/Non-Tobacco User	57	1400.20	1435.21
	16322PA0040048	Rating Area 6	Tobacco User/Non-Tobacco User	58	1463.98	1500.58
	16322PA0040048	Rating Area 6	Tobacco User/Non-Tobacco User	59	1495.58	1532.97
	16322PA0040048	Rating Area 6	Tobacco User/Non-Tobacco User	60	1559.36	1598.34
	16322PA0040048	Rating Area 6	Tobacco User/Non-Tobacco User	61	1614.51	1654.88
	16322PA0040048	Rating Area 6	Tobacco User/Non-Tobacco User	62	1650.71	1691.98
	16322PA0040048	Rating Area 6	Tobacco User/Non-Tobacco User	63	1696.10	1738.50
	16322PA0040048	Rating Area 6	Tobacco User/Non-Tobacco User	64 and over	1723.68	1766.77
	16322PA0040049	Rating Area 1	Tobacco User/Non-Tobacco User	0-14	306.85	306.85
	16322PA0040049	Rating Area 1	Tobacco User/Non-Tobacco User	15	334.12	334.12
	16322PA0040049	Rating Area 1	Tobacco User/Non-Tobacco User	16	344.55	344.55
	16322PA0040049	Rating Area 1	Tobacco User/Non-Tobacco User	17	354.98	354.98
	16322PA0040049	Rating Area 1	Tobacco User/Non-Tobacco User	18	366.21	366.21
	16322PA0040049	Rating Area 1	Tobacco User/Non-Tobacco User	19	377.44	377.44
	16322PA0040049	Rating Area 1	Tobacco User/Non-Tobacco User	20	389.08	389.08
	16322PA0040049	Rating Area 1	Tobacco User/Non-Tobacco User	21	401.11	411.14
	16322PA0040049	Rating Area 1	Tobacco User/Non-Tobacco User	22	401.11	411.14
	16322PA0040049	Rating Area 1	Tobacco User/Non-Tobacco User	23	401.11	411.14
	16322PA0040049	Rating Area 1	Tobacco User/Non-Tobacco User	24	401.11	411.14
	16322PA0040049	Rating Area 1	Tobacco User/Non-Tobacco User	25	402.71	412.78
	16322PA0040049	Rating Area 1	Tobacco User/Non-Tobacco User	26	410.74	421.01
	16322PA0040049	Rating Area 1	Tobacco User/Non-Tobacco User	27	420.36	430.87
	16322PA0040049	Rating Area 1	Tobacco User/Non-Tobacco User	28	436.01	446.91
	16322PA0040049	Rating Area 1	Tobacco User/Non-Tobacco User	29	448.84	460.06
	16322PA0040049	Rating Area 1	Tobacco User/Non-Tobacco User	30	455.26	466.64
	16322PA0040049	Rating Area 1	Tobacco User/Non-Tobacco User	31	464.89	476.51
	16322PA0040049	Rating Area 1	Tobacco User/Non-Tobacco User	32	474.51	486.38
	16322PA0040049	Rating Area 1	Tobacco User/Non-Tobacco User	33	480.53	492.54
	16322PA0040049	Rating Area 1	Tobacco User/Non-Tobacco User	34	486.95	499.12
	16322PA0040049	Rating Area 1	Tobacco User/Non-Tobacco User	35	490.16	502.41
	16322PA0040049	Rating Area 1	Tobacco User/Non-Tobacco User	36	493.37	505.70
	16322PA0040049	Rating Area 1	Tobacco User/Non-Tobacco User	37	496.57	508.99
	16322PA0040049	Rating Area 1	Tobacco User/Non-Tobacco User	38	499.78	512.28
	16322PA0040049	Rating Area 1	Tobacco User/Non-Tobacco User	39	506.20	518.86
	16322PA0040049	Rating Area 1	Tobacco User/Non-Tobacco User	40	512.62	525.43
	16322PA0040049	Rating Area 1	Tobacco User/Non-Tobacco User	41	522.25	535.30
	16322PA0040049	Rating Area 1	Tobacco User/Non-Tobacco User	42	531.47	544.76
	16322PA0040049	Rating Area 1	Tobacco User/Non-Tobacco User	43	544.31	557.91
	16322PA0040049	Rating Area 1	Tobacco User/Non-Tobacco User	44	560.35	574.36
	16322PA0040049	Rating Area 1	Tobacco User/Non-Tobacco User	45	579.20	593.68
	16322PA0040049	Rating Area 1	Tobacco User/Non-Tobacco User	46	601.67	616.71
	16322PA0040049	Rating Area 1	Tobacco User/Non-Tobacco User	47	626.93	642.61
	16322PA0040049	Rating Area 1	Tobacco User/Non-Tobacco User	48	655.81	672.21
	16322PA0040049	Rating Area 1	Tobacco User/Non-Tobacco User	49	684.29	701.40
	16322PA0040049	Rating Area 1	Tobacco User/Non-Tobacco User	50	716.38	734.29
	16322PA0040049	Rating Area 1	Tobacco User/Non-Tobacco User	51	748.07	766.77
	16322PA0040049	Rating Area 1	Tobacco User/Non-Tobacco User	52	782.97	802.54
	16322PA0040049	Rating Area 1	Tobacco User/Non-Tobacco User	53	818.26	838.72
	16322PA0040049	Rating Area 1	Tobacco User/Non-Tobacco User	54	856.37	877.78
	16322PA0040049	Rating Area 1	Tobacco User/Non-Tobacco User	55	894.48	916.84
	16322PA0040049	Rating Area 1	Tobacco User/Non-Tobacco User	56	935.79	959.18
	16322PA0040049	Rating Area 1	Tobacco User/Non-Tobacco User	57	977.51	1001.94
	16322PA0040049	Rating Area 1	Tobacco User/Non-Tobacco User	58	1022.03	1047.58
	16322PA0040049	Rating Area 1	Tobacco User/Non-Tobacco User	59	1044.09	1070.19
	16322PA0040049	Rating Area 1	Tobacco User/Non-Tobacco User	60	1088.61	1115.83
	16322PA0040049	Rating Area 1	Tobacco User/Non-Tobacco User	61	1127.12	1155.30
	16322PA0040049	Rating Area 1	Tobacco User/Non-Tobacco User	62	1152.39	1181.20
	16322PA0040049	Rating Area 1	Tobacco User/Non-Tobacco User	63	1184.08	1213.68
	16322PA0040049	Rating Area 1	Tobacco User/Non-Tobacco User	64 and over	1203.33	1233.41
	16322PA0040049	Rating Area 2	Tobacco User/Non-Tobacco User	0-14	370.07	370.07
	16322PA0040049	Rating Area 2	Tobacco User/Non-Tobacco User	15	402.96	402.96
	16322PA0040049	Rating Area 2	Tobacco User/Non-Tobacco User	16	415.54	415.54
	16322PA0040049	Rating Area 2	Tobacco User/Non-Tobacco User	17	428.12	428.12
	16322PA0040049	Rating Area 2	Tobacco User/Non-Tobacco User	18	441.66	441.66
	16322PA0040049	Rating Area 2	Tobacco User/Non-Tobacco User	19	455.21	455.21
	16322PA0040049	Rating Area 2	Tobacco User/Non-Tobacco User	20	469.24	469.24
	16322PA0040049	Rating Area 2	Tobacco User/Non-Tobacco User	21	483.75	495.84
	16322PA0040049	Rating Area 2	Tobacco User/Non-Tobacco User	22	483.75	495.84
	16322PA0040049	Rating Area 2	Tobacco User/Non-Tobacco User	23	483.75	495.84
	16322PA0040049	Rating Area 2	Tobacco User/Non-Tobacco User	24	483.75	495.84
	16322PA0040049	Rating Area 2	Tobacco User/Non-Tobacco User	25	485.69	497.83
	16322PA0040049	Rating Area 2	Tobacco User/Non-Tobacco User	26	495.36	507.74
	16322PA0040049	Rating Area 2	Tobacco User/Non-Tobacco User	27	506.97	519.64
	16322PA0040049	Rating Area 2	Tobacco User/Non-Tobacco User	28	525.84	538.98
	16322PA0040049	Rating Area 2	Tobacco User/Non-Tobacco User	29	541.32	554.85
	16322PA0040049	Rating Area 2	Tobacco User/Non-Tobacco User	30	549.06	562.78
	16322PA0040049	Rating Area 2	Tobacco User/Non-Tobacco User	31	560.67	574.68
	16322PA0040049	Rating Area 2	Tobacco User/Non-Tobacco User	32	572.28	586.58
	16322PA0040049	Rating Area 2	Tobacco User/Non-Tobacco User	33	579.53	594.02
	16322PA0040049	Rating Area 2	Tobacco User/Non-Tobacco User	34	587.27	601.95
	16322PA0040049	Rating Area 2	Tobacco User/Non-Tobacco User	35	591.14	605.92
	16322PA0040049	Rating Area 2	Tobacco User/Non-Tobacco User	36	595.01	609.89
	16322PA0040049	Rating Area 2	Tobacco User/Non-Tobacco User	37	598.88	613.85
	16322PA0040049	Rating Area 2	Tobacco User/Non-Tobacco User	38	602.75	617.82
	16322PA0040049	Rating Area 2	Tobacco User/Non-Tobacco User	39	610.49	625.75
	16322PA0040049	Rating Area 2	Tobacco User/Non-Tobacco User	40	618.23	633.69
	16322PA0040049	Rating Area 2	Tobacco User/Non-Tobacco User	41	629.84	645.59
	16322PA0040049	Rating Area 2	Tobacco User/Non-Tobacco User	42	640.97	656.99
	16322PA0040049	Rating Area 2	Tobacco User/Non-Tobacco User	43	656.45	672.86
	16322PA0040049	Rating Area 2	Tobacco User/Non-Tobacco User	44	675.80	692.69
	16322PA0040049	Rating Area 2	Tobacco User/Non-Tobacco User	45	698.54	716.00
	16322PA0040049	Rating Area 2	Tobacco User/Non-Tobacco User	46	725.63	743.77
	16322PA0040049	Rating Area 2	Tobacco User/Non-Tobacco User	47	756.10	775.00
	16322PA0040049	Rating Area 2	Tobacco User/Non-Tobacco User	48	790.93	810.70
	16322PA0040049	Rating Area 2	Tobacco User/Non-Tobacco User	49	825.28	845.91
	16322PA0040049	Rating Area 2	Tobacco User/Non-Tobacco User	50	863.98	885.58
	16322PA0040049	Rating Area 2	Tobacco User/Non-Tobacco User	51	902.19	924.75
	16322PA0040049	Rating Area 2	Tobacco User/Non-Tobacco User	52	944.28	967.89
	16322PA0040049	Rating Area 2	Tobacco User/Non-Tobacco User	53	986.85	1011.52
	16322PA0040049	Rating Area 2	Tobacco User/Non-Tobacco User	54	1032.81	1058.63
	16322PA0040049	Rating Area 2	Tobacco User/Non-Tobacco User	55	1078.76	1105.73
	16322PA0040049	Rating Area 2	Tobacco User/Non-Tobacco User	56	1128.59	1156.80
	16322PA0040049	Rating Area 2	Tobacco User/Non-Tobacco User	57	1178.90	1208.37
	16322PA0040049	Rating Area 2	Tobacco User/Non-Tobacco User	58	1232.60	1263.41
	16322PA0040049	Rating Area 2	Tobacco User/Non-Tobacco User	59	1259.20	1290.68
	16322PA0040049	Rating Area 2	Tobacco User/Non-Tobacco User	60	1312.90	1345.72
	16322PA0040049	Rating Area 2	Tobacco User/Non-Tobacco User	61	1359.34	1393.32
	16322PA0040049	Rating Area 2	Tobacco User/Non-Tobacco User	62	1389.81	1424.56
	16322PA0040049	Rating Area 2	Tobacco User/Non-Tobacco User	63	1428.03	1463.73
	16322PA0040049	Rating Area 2	Tobacco User/Non-Tobacco User	64 and over	1451.25	1487.53
	16322PA0040049	Rating Area 4	Tobacco User/Non-Tobacco User	0-14	306.85	306.85
	16322PA0040049	Rating Area 4	Tobacco User/Non-Tobacco User	15	334.12	334.12
	16322PA0040049	Rating Area 4	Tobacco User/Non-Tobacco User	16	344.55	344.55
	16322PA0040049	Rating Area 4	Tobacco User/Non-Tobacco User	17	354.98	354.98
	16322PA0040049	Rating Area 4	Tobacco User/Non-Tobacco User	18	366.21	366.21
	16322PA0040049	Rating Area 4	Tobacco User/Non-Tobacco User	19	377.44	377.44
	16322PA0040049	Rating Area 4	Tobacco User/Non-Tobacco User	20	389.08	389.08
	16322PA0040049	Rating Area 4	Tobacco User/Non-Tobacco User	21	401.11	411.14
	16322PA0040049	Rating Area 4	Tobacco User/Non-Tobacco User	22	401.11	411.14
	16322PA0040049	Rating Area 4	Tobacco User/Non-Tobacco User	23	401.11	411.14
	16322PA0040049	Rating Area 4	Tobacco User/Non-Tobacco User	24	401.11	411.14
	16322PA0040049	Rating Area 4	Tobacco User/Non-Tobacco User	25	402.71	412.78
	16322PA0040049	Rating Area 4	Tobacco User/Non-Tobacco User	26	410.74	421.01
	16322PA0040049	Rating Area 4	Tobacco User/Non-Tobacco User	27	420.36	430.87

16322PA0040049	Rating Area 4	Tobacco User/Non-Tobacco User	28	436.01	446.91
16322PA0040049	Rating Area 4	Tobacco User/Non-Tobacco User	29	448.84	460.06
16322PA0040049	Rating Area 4	Tobacco User/Non-Tobacco User	30	455.26	466.64
16322PA0040049	Rating Area 4	Tobacco User/Non-Tobacco User	31	464.89	476.51
16322PA0040049	Rating Area 4	Tobacco User/Non-Tobacco User	32	474.51	486.38
16322PA0040049	Rating Area 4	Tobacco User/Non-Tobacco User	33	480.53	492.54
16322PA0040049	Rating Area 4	Tobacco User/Non-Tobacco User	34	486.95	499.12
16322PA0040049	Rating Area 4	Tobacco User/Non-Tobacco User	35	490.16	502.41
16322PA0040049	Rating Area 4	Tobacco User/Non-Tobacco User	36	493.37	505.70
16322PA0040049	Rating Area 4	Tobacco User/Non-Tobacco User	37	496.57	508.99
16322PA0040049	Rating Area 4	Tobacco User/Non-Tobacco User	38	499.78	512.28
16322PA0040049	Rating Area 4	Tobacco User/Non-Tobacco User	39	506.20	518.86
16322PA0040049	Rating Area 4	Tobacco User/Non-Tobacco User	40	512.62	525.43
16322PA0040049	Rating Area 4	Tobacco User/Non-Tobacco User	41	522.25	535.30
16322PA0040049	Rating Area 4	Tobacco User/Non-Tobacco User	42	531.47	544.76
16322PA0040049	Rating Area 4	Tobacco User/Non-Tobacco User	43	544.31	557.91
16322PA0040049	Rating Area 4	Tobacco User/Non-Tobacco User	44	560.35	574.36
16322PA0040049	Rating Area 4	Tobacco User/Non-Tobacco User	45	579.20	593.68
16322PA0040049	Rating Area 4	Tobacco User/Non-Tobacco User	46	601.67	616.71
16322PA0040049	Rating Area 4	Tobacco User/Non-Tobacco User	47	626.93	642.61
16322PA0040049	Rating Area 4	Tobacco User/Non-Tobacco User	48	655.81	672.21
16322PA0040049	Rating Area 4	Tobacco User/Non-Tobacco User	49	684.29	701.40
16322PA0040049	Rating Area 4	Tobacco User/Non-Tobacco User	50	716.38	734.29
16322PA0040049	Rating Area 4	Tobacco User/Non-Tobacco User	51	748.07	766.77
16322PA0040049	Rating Area 4	Tobacco User/Non-Tobacco User	52	782.97	802.54
16322PA0040049	Rating Area 4	Tobacco User/Non-Tobacco User	53	818.26	838.72
16322PA0040049	Rating Area 4	Tobacco User/Non-Tobacco User	54	856.37	877.78
16322PA0040049	Rating Area 4	Tobacco User/Non-Tobacco User	55	894.48	916.84
16322PA0040049	Rating Area 4	Tobacco User/Non-Tobacco User	56	935.79	959.18
16322PA0040049	Rating Area 4	Tobacco User/Non-Tobacco User	57	977.51	1001.94
16322PA0040049	Rating Area 4	Tobacco User/Non-Tobacco User	58	1022.03	1047.58
16322PA0040049	Rating Area 4	Tobacco User/Non-Tobacco User	59	1044.09	1070.19
16322PA0040049	Rating Area 4	Tobacco User/Non-Tobacco User	60	1088.61	1115.83
16322PA0040049	Rating Area 4	Tobacco User/Non-Tobacco User	61	1127.12	1155.30
16322PA0040049	Rating Area 4	Tobacco User/Non-Tobacco User	62	1152.39	1181.20
16322PA0040049	Rating Area 4	Tobacco User/Non-Tobacco User	63	1184.08	1213.68
16322PA0040049	Rating Area 4	Tobacco User/Non-Tobacco User	64 and over	1203.33	1233.41
16322PA0040049	Rating Area 5	Tobacco User/Non-Tobacco User	0-14	306.85	306.85
16322PA0040049	Rating Area 5	Tobacco User/Non-Tobacco User	15	334.12	334.12
16322PA0040049	Rating Area 5	Tobacco User/Non-Tobacco User	16	344.55	344.55
16322PA0040049	Rating Area 5	Tobacco User/Non-Tobacco User	17	354.98	354.98
16322PA0040049	Rating Area 5	Tobacco User/Non-Tobacco User	18	366.21	366.21
16322PA0040049	Rating Area 5	Tobacco User/Non-Tobacco User	19	377.44	377.44
16322PA0040049	Rating Area 5	Tobacco User/Non-Tobacco User	20	389.08	389.08
16322PA0040049	Rating Area 5	Tobacco User/Non-Tobacco User	21	401.11	411.14
16322PA0040049	Rating Area 5	Tobacco User/Non-Tobacco User	22	401.11	411.14
16322PA0040049	Rating Area 5	Tobacco User/Non-Tobacco User	23	401.11	411.14
16322PA0040049	Rating Area 5	Tobacco User/Non-Tobacco User	24	401.11	411.14
16322PA0040049	Rating Area 5	Tobacco User/Non-Tobacco User	25	402.71	412.78
16322PA0040049	Rating Area 5	Tobacco User/Non-Tobacco User	26	410.74	421.01
16322PA0040049	Rating Area 5	Tobacco User/Non-Tobacco User	27	420.36	430.87
16322PA0040049	Rating Area 5	Tobacco User/Non-Tobacco User	28	436.01	446.91
16322PA0040049	Rating Area 5	Tobacco User/Non-Tobacco User	29	448.84	460.06
16322PA0040049	Rating Area 5	Tobacco User/Non-Tobacco User	30	455.26	466.64
16322PA0040049	Rating Area 5	Tobacco User/Non-Tobacco User	31	464.89	476.51
16322PA0040049	Rating Area 5	Tobacco User/Non-Tobacco User	32	474.51	486.38
16322PA0040049	Rating Area 5	Tobacco User/Non-Tobacco User	33	480.53	492.54
16322PA0040049	Rating Area 5	Tobacco User/Non-Tobacco User	34	486.95	499.12
16322PA0040049	Rating Area 5	Tobacco User/Non-Tobacco User	35	490.16	502.41
16322PA0040049	Rating Area 5	Tobacco User/Non-Tobacco User	36	493.37	505.70
16322PA0040049	Rating Area 5	Tobacco User/Non-Tobacco User	37	496.57	508.99
16322PA0040049	Rating Area 5	Tobacco User/Non-Tobacco User	38	499.78	512.28
16322PA0040049	Rating Area 5	Tobacco User/Non-Tobacco User	39	506.20	518.86
16322PA0040049	Rating Area 5	Tobacco User/Non-Tobacco User	40	512.62	525.43
16322PA0040049	Rating Area 5	Tobacco User/Non-Tobacco User	41	522.25	535.30
16322PA0040049	Rating Area 5	Tobacco User/Non-Tobacco User	42	531.47	544.76
16322PA0040049	Rating Area 5	Tobacco User/Non-Tobacco User	43	544.31	557.91
16322PA0040049	Rating Area 5	Tobacco User/Non-Tobacco User	44	560.35	574.36
16322PA0040049	Rating Area 5	Tobacco User/Non-Tobacco User	45	579.20	593.68
16322PA0040049	Rating Area 5	Tobacco User/Non-Tobacco User	46	601.67	616.71
16322PA0040049	Rating Area 5	Tobacco User/Non-Tobacco User	47	626.93	642.61
16322PA0040049	Rating Area 5	Tobacco User/Non-Tobacco User	48	655.81	672.21
16322PA0040049	Rating Area 5	Tobacco User/Non-Tobacco User	49	684.29	701.40
16322PA0040049	Rating Area 5	Tobacco User/Non-Tobacco User	50	716.38	734.29
16322PA0040049	Rating Area 5	Tobacco User/Non-Tobacco User	51	748.07	766.77
16322PA0040049	Rating Area 5	Tobacco User/Non-Tobacco User	52	782.97	802.54
16322PA0040049	Rating Area 5	Tobacco User/Non-Tobacco User	53	818.26	838.72
16322PA0040049	Rating Area 5	Tobacco User/Non-Tobacco User	54	856.37	877.78
16322PA0040049	Rating Area 5	Tobacco User/Non-Tobacco User	55	894.48	916.84
16322PA0040049	Rating Area 5	Tobacco User/Non-Tobacco User	56	935.79	959.18
16322PA0040049	Rating Area 5	Tobacco User/Non-Tobacco User	57	977.51	1001.94
16322PA0040049	Rating Area 5	Tobacco User/Non-Tobacco User	58	1022.03	1047.58
16322PA0040049	Rating Area 5	Tobacco User/Non-Tobacco User	59	1044.09	1070.19
16322PA0040049	Rating Area 5	Tobacco User/Non-Tobacco User	60	1088.61	1115.83
16322PA0040049	Rating Area 5	Tobacco User/Non-Tobacco User	61	1127.12	1155.30
16322PA0040049	Rating Area 5	Tobacco User/Non-Tobacco User	62	1152.39	1181.20
16322PA0040049	Rating Area 5	Tobacco User/Non-Tobacco User	63	1184.08	1213.68
16322PA0040049	Rating Area 5	Tobacco User/Non-Tobacco User	64 and over	1203.33	1233.41
16322PA0040049	Rating Area 6	Tobacco User/Non-Tobacco User	0-14	454.60	454.60
16322PA0040049	Rating Area 6	Tobacco User/Non-Tobacco User	15	495.01	495.01
16322PA0040049	Rating Area 6	Tobacco User/Non-Tobacco User	16	510.46	510.46
16322PA0040049	Rating Area 6	Tobacco User/Non-Tobacco User	17	525.91	525.91
16322PA0040049	Rating Area 6	Tobacco User/Non-Tobacco User	18	542.55	542.55
16322PA0040049	Rating Area 6	Tobacco User/Non-Tobacco User	19	559.19	559.19
16322PA0040049	Rating Area 6	Tobacco User/Non-Tobacco User	20	576.42	576.42
16322PA0040049	Rating Area 6	Tobacco User/Non-Tobacco User	21	594.25	609.11
16322PA0040049	Rating Area 6	Tobacco User/Non-Tobacco User	22	594.25	609.11
16322PA0040049	Rating Area 6	Tobacco User/Non-Tobacco User	23	594.25	609.11
16322PA0040049	Rating Area 6	Tobacco User/Non-Tobacco User	24	594.25	609.11
16322PA0040049	Rating Area 6	Tobacco User/Non-Tobacco User	25	596.63	611.54
16322PA0040049	Rating Area 6	Tobacco User/Non-Tobacco User	26	608.51	623.72
16322PA0040049	Rating Area 6	Tobacco User/Non-Tobacco User	27	622.77	638.34
16322PA0040049	Rating Area 6	Tobacco User/Non-Tobacco User	28	645.95	662.10
16322PA0040049	Rating Area 6	Tobacco User/Non-Tobacco User	29	664.97	681.59
16322PA0040049	Rating Area 6	Tobacco User/Non-Tobacco User	30	674.47	691.34
16322PA0040049	Rating Area 6	Tobacco User/Non-Tobacco User	31	688.74	705.95
16322PA0040049	Rating Area 6	Tobacco User/Non-Tobacco User	32	703.00	720.57
16322PA0040049	Rating Area 6	Tobacco User/Non-Tobacco User	33	711.91	729.71
16322PA0040049	Rating Area 6	Tobacco User/Non-Tobacco User	34	721.42	739.45
16322PA0040049	Rating Area 6	Tobacco User/Non-Tobacco User	35	726.17	744.33
16322PA0040049	Rating Area 6	Tobacco User/Non-Tobacco User	36	730.93	749.20
16322PA0040049	Rating Area 6	Tobacco User/Non-Tobacco User	37	735.68	754.07
16322PA0040049	Rating Area 6	Tobacco User/Non-Tobacco User	38	740.44	758.95
16322PA0040049	Rating Area 6	Tobacco User/Non-Tobacco User	39	749.94	768.69
16322PA0040049	Rating Area 6	Tobacco User/Non-Tobacco User	40	759.45	778.44
16322PA0040049	Rating Area 6	Tobacco User/Non-Tobacco User	41	773.71	793.06
16322PA0040049	Rating Area 6	Tobacco User/Non-Tobacco User	42	787.38	807.07
16322PA0040049	Rating Area 6	Tobacco User/Non-Tobacco User	43	806.40	826.56
16322PA0040049	Rating Area 6	Tobacco User/Non-Tobacco User	44	830.17	850.92
16322PA0040049	Rating Area 6	Tobacco User/Non-Tobacco User	45	858.10	879.55
16322PA0040049	Rating Area 6	Tobacco User/Non-Tobacco User	46	891.38	913.66
16322PA0040049	Rating Area 6	Tobacco User/Non-Tobacco User	47	928.81	952.03
16322PA0040049	Rating Area 6	Tobacco User/Non-Tobacco User	48	971.60	995.89
16322PA0040049	Rating Area 6	Tobacco User/Non-Tobacco User	49	1013.79	1039.14
16322PA0040049	Rating Area 6	Tobacco User/Non-Tobacco User	50	1061.33	1087.86
16322PA0040049	Rating Area 6	Tobacco User/Non-Tobacco User	51	1108.28	1135.98
16322PA0040049	Rating Area 6	Tobacco User/Non-Tobacco User	52	1159.98	1188.98
16322PA0040049	Rating Area 6	Tobacco User/Non-Tobacco User	53	1212.27	1242.58
16322PA0040049	Rating Area 6	Tobacco User/Non-Tobacco User	54	1268.72	1300.44
16322PA0040049	Rating Area 6	Tobacco User/Non-Tobacco User	55	1325.18	1358.31

	16322PA0040049	Rating Area 6	Tobacco User/Non-Tobacco User	56	1386.39	1421.04
	16322PA0040049	Rating Area 6	Tobacco User/Non-Tobacco User	57	1448.19	1484.39
	16322PA0040049	Rating Area 6	Tobacco User/Non-Tobacco User	58	1514.15	1552.00
	16322PA0040049	Rating Area 6	Tobacco User/Non-Tobacco User	59	1546.83	1585.50
	16322PA0040049	Rating Area 6	Tobacco User/Non-Tobacco User	60	1612.79	1653.11
	16322PA0040049	Rating Area 6	Tobacco User/Non-Tobacco User	61	1669.84	1711.59
	16322PA0040049	Rating Area 6	Tobacco User/Non-Tobacco User	62	1707.28	1749.96
	16322PA0040049	Rating Area 6	Tobacco User/Non-Tobacco User	63	1754.23	1798.08
	16322PA0040049	Rating Area 6	Tobacco User/Non-Tobacco User	64 and over	1782.75	1827.32
	16322PA0050031	Rating Area 4	Tobacco User/Non-Tobacco User	0-14	234.04	234.04
	16322PA0050031	Rating Area 4	Tobacco User/Non-Tobacco User	15	254.85	254.85
	16322PA0050031	Rating Area 4	Tobacco User/Non-Tobacco User	16	262.80	262.80
	16322PA0050031	Rating Area 4	Tobacco User/Non-Tobacco User	17	270.76	270.76
	16322PA0050031	Rating Area 4	Tobacco User/Non-Tobacco User	18	279.32	279.32
	16322PA0050031	Rating Area 4	Tobacco User/Non-Tobacco User	19	287.89	287.89
	16322PA0050031	Rating Area 4	Tobacco User/Non-Tobacco User	20	296.76	296.76
	16322PA0050031	Rating Area 4	Tobacco User/Non-Tobacco User	21	305.94	313.59
	16322PA0050031	Rating Area 4	Tobacco User/Non-Tobacco User	22	305.94	313.59
	16322PA0050031	Rating Area 4	Tobacco User/Non-Tobacco User	23	305.94	313.59
	16322PA0050031	Rating Area 4	Tobacco User/Non-Tobacco User	24	305.94	313.59
	16322PA0050031	Rating Area 4	Tobacco User/Non-Tobacco User	25	307.16	314.84
	16322PA0050031	Rating Area 4	Tobacco User/Non-Tobacco User	26	313.28	321.11
	16322PA0050031	Rating Area 4	Tobacco User/Non-Tobacco User	27	320.63	328.64
	16322PA0050031	Rating Area 4	Tobacco User/Non-Tobacco User	28	332.56	340.87
	16322PA0050031	Rating Area 4	Tobacco User/Non-Tobacco User	29	342.35	350.91
	16322PA0050031	Rating Area 4	Tobacco User/Non-Tobacco User	30	347.24	355.92
	16322PA0050031	Rating Area 4	Tobacco User/Non-Tobacco User	31	354.58	363.45
	16322PA0050031	Rating Area 4	Tobacco User/Non-Tobacco User	32	361.93	370.98
	16322PA0050031	Rating Area 4	Tobacco User/Non-Tobacco User	33	366.52	375.68
	16322PA0050031	Rating Area 4	Tobacco User/Non-Tobacco User	34	371.41	380.70
	16322PA0050031	Rating Area 4	Tobacco User/Non-Tobacco User	35	373.86	383.21
	16322PA0050031	Rating Area 4	Tobacco User/Non-Tobacco User	36	376.31	385.71
	16322PA0050031	Rating Area 4	Tobacco User/Non-Tobacco User	37	378.75	388.22
	16322PA0050031	Rating Area 4	Tobacco User/Non-Tobacco User	38	381.20	390.73
	16322PA0050031	Rating Area 4	Tobacco User/Non-Tobacco User	39	386.10	395.75
	16322PA0050031	Rating Area 4	Tobacco User/Non-Tobacco User	40	390.99	400.77
	16322PA0050031	Rating Area 4	Tobacco User/Non-Tobacco User	41	398.33	408.29
	16322PA0050031	Rating Area 4	Tobacco User/Non-Tobacco User	42	405.37	415.50
	16322PA0050031	Rating Area 4	Tobacco User/Non-Tobacco User	43	415.16	425.54
	16322PA0050031	Rating Area 4	Tobacco User/Non-Tobacco User	44	427.40	438.08
	16322PA0050031	Rating Area 4	Tobacco User/Non-Tobacco User	45	441.78	452.82
	16322PA0050031	Rating Area 4	Tobacco User/Non-Tobacco User	46	458.91	470.38
	16322PA0050031	Rating Area 4	Tobacco User/Non-Tobacco User	47	478.18	490.14
	16322PA0050031	Rating Area 4	Tobacco User/Non-Tobacco User	48	500.21	512.72
	16322PA0050031	Rating Area 4	Tobacco User/Non-Tobacco User	49	521.93	534.98
	16322PA0050031	Rating Area 4	Tobacco User/Non-Tobacco User	50	546.41	560.07
	16322PA0050031	Rating Area 4	Tobacco User/Non-Tobacco User	51	570.58	584.84
	16322PA0050031	Rating Area 4	Tobacco User/Non-Tobacco User	52	597.19	612.12
	16322PA0050031	Rating Area 4	Tobacco User/Non-Tobacco User	53	624.12	639.72
	16322PA0050031	Rating Area 4	Tobacco User/Non-Tobacco User	54	653.18	669.51
	16322PA0050031	Rating Area 4	Tobacco User/Non-Tobacco User	55	682.25	699.30
	16322PA0050031	Rating Area 4	Tobacco User/Non-Tobacco User	56	713.76	731.60
	16322PA0050031	Rating Area 4	Tobacco User/Non-Tobacco User	57	745.58	764.22
	16322PA0050031	Rating Area 4	Tobacco User/Non-Tobacco User	58	779.54	799.02
	16322PA0050031	Rating Area 4	Tobacco User/Non-Tobacco User	59	796.36	816.27
	16322PA0050031	Rating Area 4	Tobacco User/Non-Tobacco User	60	830.32	851.08
	16322PA0050031	Rating Area 4	Tobacco User/Non-Tobacco User	61	859.69	881.18
	16322PA0050031	Rating Area 4	Tobacco User/Non-Tobacco User	62	878.97	900.94
	16322PA0050031	Rating Area 4	Tobacco User/Non-Tobacco User	63	903.13	925.71
	16322PA0050031	Rating Area 4	Tobacco User/Non-Tobacco User	64 and over	917.82	940.77
	16322PA0050033	Rating Area 4	Tobacco User/Non-Tobacco User	0-14	202.56	202.56
	16322PA0050033	Rating Area 4	Tobacco User/Non-Tobacco User	15	220.57	220.57
	16322PA0050033	Rating Area 4	Tobacco User/Non-Tobacco User	16	227.45	227.45
	16322PA0050033	Rating Area 4	Tobacco User/Non-Tobacco User	17	234.34	234.34
	16322PA0050033	Rating Area 4	Tobacco User/Non-Tobacco User	18	241.75	241.75
	16322PA0050033	Rating Area 4	Tobacco User/Non-Tobacco User	19	249.17	249.17
	16322PA0050033	Rating Area 4	Tobacco User/Non-Tobacco User	20	256.85	256.85
	16322PA0050033	Rating Area 4	Tobacco User/Non-Tobacco User	21	264.79	271.41
	16322PA0050033	Rating Area 4	Tobacco User/Non-Tobacco User	22	264.79	271.41
	16322PA0050033	Rating Area 4	Tobacco User/Non-Tobacco User	23	264.79	271.41
	16322PA0050033	Rating Area 4	Tobacco User/Non-Tobacco User	24	264.79	271.41
	16322PA0050033	Rating Area 4	Tobacco User/Non-Tobacco User	25	265.85	272.50
	16322PA0050033	Rating Area 4	Tobacco User/Non-Tobacco User	26	271.14	277.92
	16322PA0050033	Rating Area 4	Tobacco User/Non-Tobacco User	27	277.50	284.44
	16322PA0050033	Rating Area 4	Tobacco User/Non-Tobacco User	28	287.83	295.02
	16322PA0050033	Rating Area 4	Tobacco User/Non-Tobacco User	29	296.30	303.71
	16322PA0050033	Rating Area 4	Tobacco User/Non-Tobacco User	30	300.54	308.05
	16322PA0050033	Rating Area 4	Tobacco User/Non-Tobacco User	31	306.89	314.56
	16322PA0050033	Rating Area 4	Tobacco User/Non-Tobacco User	32	313.25	321.08
	16322PA0050033	Rating Area 4	Tobacco User/Non-Tobacco User	33	317.22	325.15
	16322PA0050033	Rating Area 4	Tobacco User/Non-Tobacco User	34	321.46	329.49
	16322PA0050033	Rating Area 4	Tobacco User/Non-Tobacco User	35	323.57	331.66
	16322PA0050033	Rating Area 4	Tobacco User/Non-Tobacco User	36	325.69	333.83
	16322PA0050033	Rating Area 4	Tobacco User/Non-Tobacco User	37	327.81	336.01
	16322PA0050033	Rating Area 4	Tobacco User/Non-Tobacco User	38	329.93	338.18
	16322PA0050033	Rating Area 4	Tobacco User/Non-Tobacco User	39	334.16	342.52
	16322PA0050033	Rating Area 4	Tobacco User/Non-Tobacco User	40	338.40	346.86
	16322PA0050033	Rating Area 4	Tobacco User/Non-Tobacco User	41	344.76	353.38
	16322PA0050033	Rating Area 4	Tobacco User/Non-Tobacco User	42	350.85	359.62
	16322PA0050033	Rating Area 4	Tobacco User/Non-Tobacco User	43	359.32	368.30
	16322PA0050033	Rating Area 4	Tobacco User/Non-Tobacco User	44	369.91	379.16
	16322PA0050033	Rating Area 4	Tobacco User/Non-Tobacco User	45	382.36	391.92
	16322PA0050033	Rating Area 4	Tobacco User/Non-Tobacco User	46	397.19	407.11
	16322PA0050033	Rating Area 4	Tobacco User/Non-Tobacco User	47	413.87	424.21
	16322PA0050033	Rating Area 4	Tobacco User/Non-Tobacco User	48	432.93	443.75
	16322PA0050033	Rating Area 4	Tobacco User/Non-Tobacco User	49	451.73	463.03
	16322PA0050033	Rating Area 4	Tobacco User/Non-Tobacco User	50	472.91	484.74
	16322PA0050033	Rating Area 4	Tobacco User/Non-Tobacco User	51	493.83	506.18
	16322PA0050033	Rating Area 4	Tobacco User/Non-Tobacco User	52	516.87	529.79
	16322PA0050033	Rating Area 4	Tobacco User/Non-Tobacco User	53	540.17	553.68
	16322PA0050033	Rating Area 4	Tobacco User/Non-Tobacco User	54	565.33	579.46
	16322PA0050033	Rating Area 4	Tobacco User/Non-Tobacco User	55	590.48	605.24
	16322PA0050033	Rating Area 4	Tobacco User/Non-Tobacco User	56	617.76	633.20
	16322PA0050033	Rating Area 4	Tobacco User/Non-Tobacco User	57	645.29	661.43
	16322PA0050033	Rating Area 4	Tobacco User/Non-Tobacco User	58	674.68	691.55
	16322PA0050033	Rating Area 4	Tobacco User/Non-Tobacco User	59	689.25	706.48
	16322PA0050033	Rating Area 4	Tobacco User/Non-Tobacco User	60	718.64	736.61
	16322PA0050033	Rating Area 4	Tobacco User/Non-Tobacco User	61	744.06	762.66
	16322PA0050033	Rating Area 4	Tobacco User/Non-Tobacco User	62	760.74	779.76
	16322PA0050033	Rating Area 4	Tobacco User/Non-Tobacco User	63	781.66	801.20
	16322PA0050033	Rating Area 4	Tobacco User/Non-Tobacco User	64 and over	794.37	814.23
	16322PA0050100	Rating Area 1	Tobacco User/Non-Tobacco User	0-14	133.09	133.09
	16322PA0050100	Rating Area 1	Tobacco User/Non-Tobacco User	15	144.93	144.93
	16322PA0050100	Rating Area 1	Tobacco User/Non-Tobacco User	16	149.45	149.45
	16322PA0050100	Rating Area 1	Tobacco User/Non-Tobacco User	17	153.97	153.97
	16322PA0050100	Rating Area 1	Tobacco User/Non-Tobacco User	18	158.84	158.84
	16322PA0050100	Rating Area 1	Tobacco User/Non-Tobacco User	19	163.72	163.72
	16322PA0050100	Rating Area 1	Tobacco User/Non-Tobacco User	20	168.76	168.76
	16322PA0050100	Rating Area 1	Tobacco User/Non-Tobacco User	21	173.98	178.33
	16322PA0050100	Rating Area 1	Tobacco User/Non-Tobacco User	22	173.98	178.33
	16322PA0050100	Rating Area 1	Tobacco User/Non-Tobacco User	23	173.98	178.33
	16322PA0050100	Rating Area 1	Tobacco User/Non-Tobacco User	24	173.98	178.33
	16322PA0050100	Rating Area 1	Tobacco User/Non-Tobacco User	25	174.68	179.04
	16322PA0050100	Rating Area 1	Tobacco User/Non-Tobacco User	26	178.16	182.61
	16322PA0050100	Rating Area 1	Tobacco User/Non-Tobacco User	27	182.33	186.89
	16322PA0050100	Rating Area 1	Tobacco User/Non-Tobacco User	28	189.12	193.84
	16322PA0050100	Rating Area 1	Tobacco User/Non-Tobacco User	29	194.68	199.55
	16322PA0050100	Rating Area 1	Tobacco User/Non-Tobacco User	30	197.47	202.40
	16322PA0050100	Rating Area 1	Tobacco User/Non-Tobacco User	31	201.64	206.68
	16322PA0050100	Rating Area 1	Tobacco User/Non-Tobacco User	32	205.82	210.96

16322PA0050100	Rating Area 1	Tobacco User/Non-Tobacco User	33	208.43	213.64
	Rating Area 1	Tobacco User/Non-Tobacco User	34	211.21	216.49
	Rating Area 1	Tobacco User/Non-Tobacco User	35	212.60	217.92
	Rating Area 1	Tobacco User/Non-Tobacco User	36	214.00	219.35
	Rating Area 1	Tobacco User/Non-Tobacco User	37	215.39	220.77
	Rating Area 1	Tobacco User/Non-Tobacco User	38	216.78	222.20
	Rating Area 1	Tobacco User/Non-Tobacco User	39	219.56	225.05
	Rating Area 1	Tobacco User/Non-Tobacco User	40	222.35	227.91
	Rating Area 1	Tobacco User/Non-Tobacco User	41	226.52	232.19
	Rating Area 1	Tobacco User/Non-Tobacco User	42	230.52	236.29
	Rating Area 1	Tobacco User/Non-Tobacco User	43	236.09	241.99
	Rating Area 1	Tobacco User/Non-Tobacco User	44	243.05	249.13
	Rating Area 1	Tobacco User/Non-Tobacco User	45	251.23	257.51
	Rating Area 1	Tobacco User/Non-Tobacco User	46	260.97	267.49
	Rating Area 1	Tobacco User/Non-Tobacco User	47	271.93	278.73
	Rating Area 1	Tobacco User/Non-Tobacco User	48	284.46	291.57
	Rating Area 1	Tobacco User/Non-Tobacco User	49	296.81	304.23
	Rating Area 1	Tobacco User/Non-Tobacco User	50	310.73	318.50
	Rating Area 1	Tobacco User/Non-Tobacco User	51	324.47	332.58
	Rating Area 1	Tobacco User/Non-Tobacco User	52	339.61	348.10
	Rating Area 1	Tobacco User/Non-Tobacco User	53	354.92	363.79
	Rating Area 1	Tobacco User/Non-Tobacco User	54	371.45	380.73
	Rating Area 1	Tobacco User/Non-Tobacco User	55	387.98	397.67
	Rating Area 1	Tobacco User/Non-Tobacco User	56	405.90	416.04
	Rating Area 1	Tobacco User/Non-Tobacco User	57	423.99	434.59
	Rating Area 1	Tobacco User/Non-Tobacco User	58	443.30	454.38
	Rating Area 1	Tobacco User/Non-Tobacco User	59	452.87	464.19
	Rating Area 1	Tobacco User/Non-Tobacco User	60	472.18	483.99
	Rating Area 1	Tobacco User/Non-Tobacco User	61	488.88	501.11
	Rating Area 1	Tobacco User/Non-Tobacco User	62	499.84	512.34
	Rating Area 1	Tobacco User/Non-Tobacco User	63	513.59	526.43
	Rating Area 1	Tobacco User/Non-Tobacco User	64 and over	521.94	534.99
	Rating Area 3	Tobacco User/Non-Tobacco User	0-14	176.35	176.35
	Rating Area 3	Tobacco User/Non-Tobacco User	15	192.02	192.02
	Rating Area 3	Tobacco User/Non-Tobacco User	16	198.02	198.02
	Rating Area 3	Tobacco User/Non-Tobacco User	17	204.01	204.01
	Rating Area 3	Tobacco User/Non-Tobacco User	18	210.46	210.46
	Rating Area 3	Tobacco User/Non-Tobacco User	19	216.92	216.92
	Rating Area 3	Tobacco User/Non-Tobacco User	20	223.60	223.60
	Rating Area 3	Tobacco User/Non-Tobacco User	21	230.52	236.28
	Rating Area 3	Tobacco User/Non-Tobacco User	22	230.52	236.28
	Rating Area 3	Tobacco User/Non-Tobacco User	23	230.52	236.28
	Rating Area 3	Tobacco User/Non-Tobacco User	24	230.52	236.28
	Rating Area 3	Tobacco User/Non-Tobacco User	25	231.44	237.23
	Rating Area 3	Tobacco User/Non-Tobacco User	26	236.05	241.95
	Rating Area 3	Tobacco User/Non-Tobacco User	27	241.58	247.62
	Rating Area 3	Tobacco User/Non-Tobacco User	28	250.58	256.84
	Rating Area 3	Tobacco User/Non-Tobacco User	29	257.95	264.40
	Rating Area 3	Tobacco User/Non-Tobacco User	30	261.64	268.18
	Rating Area 3	Tobacco User/Non-Tobacco User	31	267.17	273.85
	Rating Area 3	Tobacco User/Non-Tobacco User	32	272.71	279.52
	Rating Area 3	Tobacco User/Non-Tobacco User	33	276.16	283.07
	Rating Area 3	Tobacco User/Non-Tobacco User	34	279.85	286.85
	Rating Area 3	Tobacco User/Non-Tobacco User	35	281.70	288.74
	Rating Area 3	Tobacco User/Non-Tobacco User	36	283.54	290.63
	Rating Area 3	Tobacco User/Non-Tobacco User	37	285.38	292.52
	Rating Area 3	Tobacco User/Non-Tobacco User	38	287.23	294.41
	Rating Area 3	Tobacco User/Non-Tobacco User	39	290.92	298.19
	Rating Area 3	Tobacco User/Non-Tobacco User	40	294.60	301.97
	Rating Area 3	Tobacco User/Non-Tobacco User	41	300.14	307.64
	Rating Area 3	Tobacco User/Non-Tobacco User	42	305.44	313.07
	Rating Area 3	Tobacco User/Non-Tobacco User	43	312.82	320.64
	Rating Area 3	Tobacco User/Non-Tobacco User	44	322.04	330.09
	Rating Area 3	Tobacco User/Non-Tobacco User	45	332.87	341.19
	Rating Area 3	Tobacco User/Non-Tobacco User	46	345.78	354.42
	Rating Area 3	Tobacco User/Non-Tobacco User	47	360.30	369.31
	Rating Area 3	Tobacco User/Non-Tobacco User	48	376.90	386.32
	Rating Area 3	Tobacco User/Non-Tobacco User	49	393.27	403.10
	Rating Area 3	Tobacco User/Non-Tobacco User	50	411.71	422.00
	Rating Area 3	Tobacco User/Non-Tobacco User	51	429.92	440.67
	Rating Area 3	Tobacco User/Non-Tobacco User	52	449.98	461.22
	Rating Area 3	Tobacco User/Non-Tobacco User	53	470.26	482.02
	Rating Area 3	Tobacco User/Non-Tobacco User	54	492.16	504.46
	Rating Area 3	Tobacco User/Non-Tobacco User	55	514.06	526.91
	Rating Area 3	Tobacco User/Non-Tobacco User	56	537.80	551.25
	Rating Area 3	Tobacco User/Non-Tobacco User	57	561.78	575.82
	Rating Area 3	Tobacco User/Non-Tobacco User	58	587.36	602.05
	Rating Area 3	Tobacco User/Non-Tobacco User	59	600.04	615.04
	Rating Area 3	Tobacco User/Non-Tobacco User	60	625.63	641.27
	Rating Area 3	Tobacco User/Non-Tobacco User	61	647.76	663.96
	Rating Area 3	Tobacco User/Non-Tobacco User	62	662.28	678.84
	Rating Area 3	Tobacco User/Non-Tobacco User	63	680.50	697.51
	Rating Area 3	Tobacco User/Non-Tobacco User	64 and over	691.56	708.85
	Rating Area 4	Tobacco User/Non-Tobacco User	0-14	133.09	133.09
	Rating Area 4	Tobacco User/Non-Tobacco User	15	144.93	144.93
	Rating Area 4	Tobacco User/Non-Tobacco User	16	149.45	149.45
	Rating Area 4	Tobacco User/Non-Tobacco User	17	153.97	153.97
	Rating Area 4	Tobacco User/Non-Tobacco User	18	158.84	158.84
	Rating Area 4	Tobacco User/Non-Tobacco User	19	163.72	163.72
	Rating Area 4	Tobacco User/Non-Tobacco User	20	168.76	168.76
	Rating Area 4	Tobacco User/Non-Tobacco User	21	173.98	178.33
	Rating Area 4	Tobacco User/Non-Tobacco User	22	173.98	178.33
	Rating Area 4	Tobacco User/Non-Tobacco User	23	173.98	178.33
	Rating Area 4	Tobacco User/Non-Tobacco User	24	173.98	178.33
	Rating Area 4	Tobacco User/Non-Tobacco User	25	174.68	179.04
	Rating Area 4	Tobacco User/Non-Tobacco User	26	178.16	182.61
	Rating Area 4	Tobacco User/Non-Tobacco User	27	182.33	186.89
	Rating Area 4	Tobacco User/Non-Tobacco User	28	189.12	193.84
	Rating Area 4	Tobacco User/Non-Tobacco User	29	194.68	199.55
	Rating Area 4	Tobacco User/Non-Tobacco User	30	197.47	202.40
	Rating Area 4	Tobacco User/Non-Tobacco User	31	201.64	206.68
	Rating Area 4	Tobacco User/Non-Tobacco User	32	205.82	210.96
	Rating Area 4	Tobacco User/Non-Tobacco User	33	208.43	213.64
	Rating Area 4	Tobacco User/Non-Tobacco User	34	211.21	216.49
	Rating Area 4	Tobacco User/Non-Tobacco User	35	212.60	217.92
	Rating Area 4	Tobacco User/Non-Tobacco User	36	214.00	219.35
	Rating Area 4	Tobacco User/Non-Tobacco User	37	215.39	220.77
	Rating Area 4	Tobacco User/Non-Tobacco User	38	216.78	222.20
	Rating Area 4	Tobacco User/Non-Tobacco User	39	219.56	225.05
	Rating Area 4	Tobacco User/Non-Tobacco User	40	222.35	227.91
	Rating Area 4	Tobacco User/Non-Tobacco User	41	226.52	232.19
	Rating Area 4	Tobacco User/Non-Tobacco User	42	230.52	236.29
	Rating Area 4	Tobacco User/Non-Tobacco User	43	236.09	241.99
	Rating Area 4	Tobacco User/Non-Tobacco User	44	243.05	249.13
	Rating Area 4	Tobacco User/Non-Tobacco User	45	251.23	257.51
	Rating Area 4	Tobacco User/Non-Tobacco User	46	260.97	267.49
	Rating Area 4	Tobacco User/Non-Tobacco User	47	271.93	278.73
	Rating Area 4	Tobacco User/Non-Tobacco User	48	284.46	291.57
	Rating Area 4	Tobacco User/Non-Tobacco User	49	296.81	304.23
	Rating Area 4	Tobacco User/Non-Tobacco User	50	310.73	318.50
	Rating Area 4	Tobacco User/Non-Tobacco User	51	324.47	332.58
	Rating Area 4	Tobacco User/Non-Tobacco User	52	339.61	348.10
	Rating Area 4	Tobacco User/Non-Tobacco User	53	354.92	363.79
	Rating Area 4	Tobacco User/Non-Tobacco User	54	371.45	380.73
	Rating Area 4	Tobacco User/Non-Tobacco User	55	387.98	397.67
	Rating Area 4	Tobacco User/Non-Tobacco User	56	405.90	416.04
	Rating Area 4	Tobacco User/Non-Tobacco User	57	423.99	434.59
	Rating Area 4	Tobacco User/Non-Tobacco User	58	443.30	454.38
	Rating Area 4	Tobacco User/Non-Tobacco User	59	452.87	464.19
	Rating Area 4	Tobacco User/Non-Tobacco User	60	472.18	483.99

	16322PA0050100	Rating Area 4	Tobacco User/Non-Tobacco User	61	488.88	501.11
	16322PA0050100	Rating Area 4	Tobacco User/Non-Tobacco User	62	499.84	512.34
	16322PA0050100	Rating Area 4	Tobacco User/Non-Tobacco User	63	513.59	526.43
	16322PA0050100	Rating Area 4	Tobacco User/Non-Tobacco User	64 and over	521.94	534.99
	16322PA0050100	Rating Area 5	Tobacco User/Non-Tobacco User	0-14	133.09	133.09
	16322PA0050100	Rating Area 5	Tobacco User/Non-Tobacco User	15	144.93	144.93
	16322PA0050100	Rating Area 5	Tobacco User/Non-Tobacco User	16	149.45	149.45
	16322PA0050100	Rating Area 5	Tobacco User/Non-Tobacco User	17	153.97	153.97
	16322PA0050100	Rating Area 5	Tobacco User/Non-Tobacco User	18	158.84	158.84
	16322PA0050100	Rating Area 5	Tobacco User/Non-Tobacco User	19	163.72	163.72
	16322PA0050100	Rating Area 5	Tobacco User/Non-Tobacco User	20	168.76	168.76
	16322PA0050100	Rating Area 5	Tobacco User/Non-Tobacco User	21	173.98	178.33
	16322PA0050100	Rating Area 5	Tobacco User/Non-Tobacco User	22	173.98	178.33
	16322PA0050100	Rating Area 5	Tobacco User/Non-Tobacco User	23	173.98	178.33
	16322PA0050100	Rating Area 5	Tobacco User/Non-Tobacco User	24	173.98	178.33
	16322PA0050100	Rating Area 5	Tobacco User/Non-Tobacco User	25	174.68	179.04
	16322PA0050100	Rating Area 5	Tobacco User/Non-Tobacco User	26	178.16	182.61
	16322PA0050100	Rating Area 5	Tobacco User/Non-Tobacco User	27	182.33	186.89
	16322PA0050100	Rating Area 5	Tobacco User/Non-Tobacco User	28	189.12	193.84
	16322PA0050100	Rating Area 5	Tobacco User/Non-Tobacco User	29	194.68	199.55
	16322PA0050100	Rating Area 5	Tobacco User/Non-Tobacco User	30	197.47	202.40
	16322PA0050100	Rating Area 5	Tobacco User/Non-Tobacco User	31	201.64	206.68
	16322PA0050100	Rating Area 5	Tobacco User/Non-Tobacco User	32	205.82	210.96
	16322PA0050100	Rating Area 5	Tobacco User/Non-Tobacco User	33	208.43	213.64
	16322PA0050100	Rating Area 5	Tobacco User/Non-Tobacco User	34	211.21	216.49
	16322PA0050100	Rating Area 5	Tobacco User/Non-Tobacco User	35	212.60	217.92
	16322PA0050100	Rating Area 5	Tobacco User/Non-Tobacco User	36	214.00	219.35
	16322PA0050100	Rating Area 5	Tobacco User/Non-Tobacco User	37	215.39	220.77
	16322PA0050100	Rating Area 5	Tobacco User/Non-Tobacco User	38	216.78	222.20
	16322PA0050100	Rating Area 5	Tobacco User/Non-Tobacco User	39	219.56	225.05
	16322PA0050100	Rating Area 5	Tobacco User/Non-Tobacco User	40	222.35	227.91
	16322PA0050100	Rating Area 5	Tobacco User/Non-Tobacco User	41	226.52	232.19
	16322PA0050100	Rating Area 5	Tobacco User/Non-Tobacco User	42	230.52	236.29
	16322PA0050100	Rating Area 5	Tobacco User/Non-Tobacco User	43	236.09	241.99
	16322PA0050100	Rating Area 5	Tobacco User/Non-Tobacco User	44	243.05	249.13
	16322PA0050100	Rating Area 5	Tobacco User/Non-Tobacco User	45	251.23	257.51
	16322PA0050100	Rating Area 5	Tobacco User/Non-Tobacco User	46	260.97	267.49
	16322PA0050100	Rating Area 5	Tobacco User/Non-Tobacco User	47	271.93	278.73
	16322PA0050100	Rating Area 5	Tobacco User/Non-Tobacco User	48	284.46	291.57
	16322PA0050100	Rating Area 5	Tobacco User/Non-Tobacco User	49	296.81	304.23
	16322PA0050100	Rating Area 5	Tobacco User/Non-Tobacco User	50	310.73	318.50
	16322PA0050100	Rating Area 5	Tobacco User/Non-Tobacco User	51	324.47	332.58
	16322PA0050100	Rating Area 5	Tobacco User/Non-Tobacco User	52	339.61	348.10
	16322PA0050100	Rating Area 5	Tobacco User/Non-Tobacco User	53	354.92	363.79
	16322PA0050100	Rating Area 5	Tobacco User/Non-Tobacco User	54	371.45	380.73
	16322PA0050100	Rating Area 5	Tobacco User/Non-Tobacco User	55	387.98	397.67
	16322PA0050100	Rating Area 5	Tobacco User/Non-Tobacco User	56	405.90	416.04
	16322PA0050100	Rating Area 5	Tobacco User/Non-Tobacco User	57	423.99	434.59
	16322PA0050100	Rating Area 5	Tobacco User/Non-Tobacco User	58	443.30	454.38
	16322PA0050100	Rating Area 5	Tobacco User/Non-Tobacco User	59	452.87	464.19
	16322PA0050100	Rating Area 5	Tobacco User/Non-Tobacco User	60	472.18	483.99
	16322PA0050100	Rating Area 5	Tobacco User/Non-Tobacco User	61	488.88	501.11
	16322PA0050100	Rating Area 5	Tobacco User/Non-Tobacco User	62	499.84	512.34
	16322PA0050100	Rating Area 5	Tobacco User/Non-Tobacco User	63	513.59	526.43
	16322PA0050100	Rating Area 5	Tobacco User/Non-Tobacco User	64 and over	521.94	534.99
	16322PA0050101	Rating Area 4	Tobacco User/Non-Tobacco User	0-14	140.68	140.68
	16322PA0050101	Rating Area 4	Tobacco User/Non-Tobacco User	15	153.19	153.19
	16322PA0050101	Rating Area 4	Tobacco User/Non-Tobacco User	16	157.97	157.97
	16322PA0050101	Rating Area 4	Tobacco User/Non-Tobacco User	17	162.75	162.75
	16322PA0050101	Rating Area 4	Tobacco User/Non-Tobacco User	18	167.90	167.90
	16322PA0050101	Rating Area 4	Tobacco User/Non-Tobacco User	19	173.05	173.05
	16322PA0050101	Rating Area 4	Tobacco User/Non-Tobacco User	20	178.38	178.38
	16322PA0050101	Rating Area 4	Tobacco User/Non-Tobacco User	21	183.90	188.50
	16322PA0050101	Rating Area 4	Tobacco User/Non-Tobacco User	22	183.90	188.50
	16322PA0050101	Rating Area 4	Tobacco User/Non-Tobacco User	23	183.90	188.50
	16322PA0050101	Rating Area 4	Tobacco User/Non-Tobacco User	24	183.90	188.50
	16322PA0050101	Rating Area 4	Tobacco User/Non-Tobacco User	25	184.64	189.25
	16322PA0050101	Rating Area 4	Tobacco User/Non-Tobacco User	26	188.31	193.02
	16322PA0050101	Rating Area 4	Tobacco User/Non-Tobacco User	27	192.73	197.55
	16322PA0050101	Rating Area 4	Tobacco User/Non-Tobacco User	28	199.90	204.90
	16322PA0050101	Rating Area 4	Tobacco User/Non-Tobacco User	29	205.78	210.93
	16322PA0050101	Rating Area 4	Tobacco User/Non-Tobacco User	30	208.73	213.94
	16322PA0050101	Rating Area 4	Tobacco User/Non-Tobacco User	31	213.14	218.47
	16322PA0050101	Rating Area 4	Tobacco User/Non-Tobacco User	32	217.55	222.99
	16322PA0050101	Rating Area 4	Tobacco User/Non-Tobacco User	33	220.31	225.82
	16322PA0050101	Rating Area 4	Tobacco User/Non-Tobacco User	34	223.25	228.84
	16322PA0050101	Rating Area 4	Tobacco User/Non-Tobacco User	35	224.73	230.34
	16322PA0050101	Rating Area 4	Tobacco User/Non-Tobacco User	36	226.20	231.85
	16322PA0050101	Rating Area 4	Tobacco User/Non-Tobacco User	37	227.67	233.36
	16322PA0050101	Rating Area 4	Tobacco User/Non-Tobacco User	38	229.14	234.87
	16322PA0050101	Rating Area 4	Tobacco User/Non-Tobacco User	39	232.08	237.88
	16322PA0050101	Rating Area 4	Tobacco User/Non-Tobacco User	40	235.02	240.90
	16322PA0050101	Rating Area 4	Tobacco User/Non-Tobacco User	41	239.44	245.42
	16322PA0050101	Rating Area 4	Tobacco User/Non-Tobacco User	42	243.67	249.76
	16322PA0050101	Rating Area 4	Tobacco User/Non-Tobacco User	43	249.55	255.79
	16322PA0050101	Rating Area 4	Tobacco User/Non-Tobacco User	44	256.91	263.33
	16322PA0050101	Rating Area 4	Tobacco User/Non-Tobacco User	45	265.55	272.19
	16322PA0050101	Rating Area 4	Tobacco User/Non-Tobacco User	46	275.85	282.75
	16322PA0050101	Rating Area 4	Tobacco User/Non-Tobacco User	47	287.44	294.62
	16322PA0050101	Rating Area 4	Tobacco User/Non-Tobacco User	48	300.68	308.19
	16322PA0050101	Rating Area 4	Tobacco User/Non-Tobacco User	49	313.73	321.58
	16322PA0050101	Rating Area 4	Tobacco User/Non-Tobacco User	50	328.45	336.66
	16322PA0050101	Rating Area 4	Tobacco User/Non-Tobacco User	51	342.97	351.55
	16322PA0050101	Rating Area 4	Tobacco User/Non-Tobacco User	52	358.97	367.95
	16322PA0050101	Rating Area 4	Tobacco User/Non-Tobacco User	53	375.16	384.53
	16322PA0050101	Rating Area 4	Tobacco User/Non-Tobacco User	54	392.63	402.44
	16322PA0050101	Rating Area 4	Tobacco User/Non-Tobacco User	55	410.10	420.35
	16322PA0050101	Rating Area 4	Tobacco User/Non-Tobacco User	56	429.04	439.76
	16322PA0050101	Rating Area 4	Tobacco User/Non-Tobacco User	57	448.16	459.37
	16322PA0050101	Rating Area 4	Tobacco User/Non-Tobacco User	58	468.58	480.29
	16322PA0050101	Rating Area 4	Tobacco User/Non-Tobacco User	59	478.69	490.66
	16322PA0050101	Rating Area 4	Tobacco User/Non-Tobacco User	60	499.10	511.58
	16322PA0050101	Rating Area 4	Tobacco User/Non-Tobacco User	61	516.76	529.68
	16322PA0050101	Rating Area 4	Tobacco User/Non-Tobacco User	62	528.34	541.55
	16322PA0050101	Rating Area 4	Tobacco User/Non-Tobacco User	63	542.87	556.44
	16322PA0050101	Rating Area 4	Tobacco User/Non-Tobacco User	64 and over	551.70	565.49
	16322PA0050104	Rating Area 1	Tobacco User/Non-Tobacco User	0-14	221.41	221.41
	16322PA0050104	Rating Area 1	Tobacco User/Non-Tobacco User	15	241.10	241.10
	16322PA0050104	Rating Area 1	Tobacco User/Non-Tobacco User	16	248.62	248.62
	16322PA0050104	Rating Area 1	Tobacco User/Non-Tobacco User	17	256.15	256.15
	16322PA0050104	Rating Area 1	Tobacco User/Non-Tobacco User	18	264.25	264.25
	16322PA0050104	Rating Area 1	Tobacco User/Non-Tobacco User	19	272.35	272.35
	16322PA0050104	Rating Area 1	Tobacco User/Non-Tobacco User	20	280.75	280.75
	16322PA0050104	Rating Area 1	Tobacco User/Non-Tobacco User	21	289.43	296.67
	16322PA0050104	Rating Area 1	Tobacco User/Non-Tobacco User	22	289.43	296.67
	16322PA0050104	Rating Area 1	Tobacco User/Non-Tobacco User	23	289.43	296.67
	16322PA0050104	Rating Area 1	Tobacco User/Non-Tobacco User	24	289.43	296.67
	16322PA0050104	Rating Area 1	Tobacco User/Non-Tobacco User	25	290.59	297.85
	16322PA0050104	Rating Area 1	Tobacco User/Non-Tobacco User	26	296.38	303.79
	16322PA0050104	Rating Area 1	Tobacco User/Non-Tobacco User	27	303.32	310.91
	16322PA0050104	Rating Area 1	Tobacco User/Non-Tobacco User	28	314.61	322.48
	16322PA0050104	Rating Area 1	Tobacco User/Non-Tobacco User	29	323.87	331.97
	16322PA0050104	Rating Area 1	Tobacco User/Non-Tobacco User	30	328.50	336.72
	16322PA0050104	Rating Area 1	Tobacco User/Non-Tobacco User	31	335.45	343.84
	16322PA0050104	Rating Area 1	Tobacco User/Non-Tobacco User	32	342.40	350.96
	16322PA0050104	Rating Area 1	Tobacco User/Non-Tobacco User	33	346.74	355.41
	16322PA0050104	Rating Area 1	Tobacco User/Non-Tobacco User	34	351.37	360.15
	16322PA0050104	Rating Area 1	Tobacco User/Non-Tobacco User	35	353.68	362.53
	16322PA0050104	Rating Area 1	Tobacco User/Non-Tobacco User	36	356.00	364.90
	16322PA0050104	Rating Area 1	Tobacco User/Non-Tobacco User	37	358.31	367.27

	16322PA0050104	Rating Area 1	Tobacco User/Non-Tobacco User	38	360.63	369.65
	16322PA0050104	Rating Area 1	Tobacco User/Non-Tobacco User	39	365.26	374.39
	16322PA0050104	Rating Area 1	Tobacco User/Non-Tobacco User	40	369.89	379.14
	16322PA0050104	Rating Area 1	Tobacco User/Non-Tobacco User	41	376.84	386.26
	16322PA0050104	Rating Area 1	Tobacco User/Non-Tobacco User	42	383.49	393.08
	16322PA0050104	Rating Area 1	Tobacco User/Non-Tobacco User	43	392.76	402.58
	16322PA0050104	Rating Area 1	Tobacco User/Non-Tobacco User	44	404.33	414.44
	16322PA0050104	Rating Area 1	Tobacco User/Non-Tobacco User	45	417.94	428.39
	16322PA0050104	Rating Area 1	Tobacco User/Non-Tobacco User	46	434.15	445.00
	16322PA0050104	Rating Area 1	Tobacco User/Non-Tobacco User	47	452.38	463.69
	16322PA0050104	Rating Area 1	Tobacco User/Non-Tobacco User	48	473.22	485.05
	16322PA0050104	Rating Area 1	Tobacco User/Non-Tobacco User	49	493.77	506.11
	16322PA0050104	Rating Area 1	Tobacco User/Non-Tobacco User	50	516.92	529.85
	16322PA0050104	Rating Area 1	Tobacco User/Non-Tobacco User	51	539.79	553.28
	16322PA0050104	Rating Area 1	Tobacco User/Non-Tobacco User	52	564.97	579.09
	16322PA0050104	Rating Area 1	Tobacco User/Non-Tobacco User	53	590.44	605.20
	16322PA0050104	Rating Area 1	Tobacco User/Non-Tobacco User	54	617.93	633.38
	16322PA0050104	Rating Area 1	Tobacco User/Non-Tobacco User	55	645.43	661.56
	16322PA0050104	Rating Area 1	Tobacco User/Non-Tobacco User	56	675.24	692.12
	16322PA0050104	Rating Area 1	Tobacco User/Non-Tobacco User	57	705.34	722.97
	16322PA0050104	Rating Area 1	Tobacco User/Non-Tobacco User	58	737.47	755.90
	16322PA0050104	Rating Area 1	Tobacco User/Non-Tobacco User	59	753.39	772.22
	16322PA0050104	Rating Area 1	Tobacco User/Non-Tobacco User	60	785.51	805.15
	16322PA0050104	Rating Area 1	Tobacco User/Non-Tobacco User	61	813.30	833.63
	16322PA0050104	Rating Area 1	Tobacco User/Non-Tobacco User	62	831.53	852.32
	16322PA0050104	Rating Area 1	Tobacco User/Non-Tobacco User	63	854.40	875.76
	16322PA0050104	Rating Area 1	Tobacco User/Non-Tobacco User	64 and over	868.29	890.00
	16322PA0050104	Rating Area 3	Tobacco User/Non-Tobacco User	0-14	293.37	293.37
	16322PA0050104	Rating Area 3	Tobacco User/Non-Tobacco User	15	319.45	319.45
	16322PA0050104	Rating Area 3	Tobacco User/Non-Tobacco User	16	329.42	329.42
	16322PA0050104	Rating Area 3	Tobacco User/Non-Tobacco User	17	339.39	339.39
	16322PA0050104	Rating Area 3	Tobacco User/Non-Tobacco User	18	350.13	350.13
	16322PA0050104	Rating Area 3	Tobacco User/Non-Tobacco User	19	360.86	360.86
	16322PA0050104	Rating Area 3	Tobacco User/Non-Tobacco User	20	371.99	371.99
	16322PA0050104	Rating Area 3	Tobacco User/Non-Tobacco User	21	383.49	393.08
	16322PA0050104	Rating Area 3	Tobacco User/Non-Tobacco User	22	383.49	393.08
	16322PA0050104	Rating Area 3	Tobacco User/Non-Tobacco User	23	383.49	393.08
	16322PA0050104	Rating Area 3	Tobacco User/Non-Tobacco User	24	383.49	393.08
	16322PA0050104	Rating Area 3	Tobacco User/Non-Tobacco User	25	385.02	394.65
	16322PA0050104	Rating Area 3	Tobacco User/Non-Tobacco User	26	392.69	402.51
	16322PA0050104	Rating Area 3	Tobacco User/Non-Tobacco User	27	401.90	411.94
	16322PA0050104	Rating Area 3	Tobacco User/Non-Tobacco User	28	416.85	427.27
	16322PA0050104	Rating Area 3	Tobacco User/Non-Tobacco User	29	429.13	439.85
	16322PA0050104	Rating Area 3	Tobacco User/Non-Tobacco User	30	435.26	446.14
	16322PA0050104	Rating Area 3	Tobacco User/Non-Tobacco User	31	444.46	455.58
	16322PA0050104	Rating Area 3	Tobacco User/Non-Tobacco User	32	453.67	465.01
	16322PA0050104	Rating Area 3	Tobacco User/Non-Tobacco User	33	459.42	470.91
	16322PA0050104	Rating Area 3	Tobacco User/Non-Tobacco User	34	465.56	477.20
	16322PA0050104	Rating Area 3	Tobacco User/Non-Tobacco User	35	468.62	480.34
	16322PA0050104	Rating Area 3	Tobacco User/Non-Tobacco User	36	471.69	483.49
	16322PA0050104	Rating Area 3	Tobacco User/Non-Tobacco User	37	474.76	486.63
	16322PA0050104	Rating Area 3	Tobacco User/Non-Tobacco User	38	477.83	489.77
	16322PA0050104	Rating Area 3	Tobacco User/Non-Tobacco User	39	483.96	496.06
	16322PA0050104	Rating Area 3	Tobacco User/Non-Tobacco User	40	490.10	502.35
	16322PA0050104	Rating Area 3	Tobacco User/Non-Tobacco User	41	499.30	511.79
	16322PA0050104	Rating Area 3	Tobacco User/Non-Tobacco User	42	508.12	520.83
	16322PA0050104	Rating Area 3	Tobacco User/Non-Tobacco User	43	520.40	533.41
	16322PA0050104	Rating Area 3	Tobacco User/Non-Tobacco User	44	535.74	549.13
	16322PA0050104	Rating Area 3	Tobacco User/Non-Tobacco User	45	553.76	567.60
	16322PA0050104	Rating Area 3	Tobacco User/Non-Tobacco User	46	575.24	589.62
	16322PA0050104	Rating Area 3	Tobacco User/Non-Tobacco User	47	599.39	614.38
	16322PA0050104	Rating Area 3	Tobacco User/Non-Tobacco User	48	627.01	642.68
	16322PA0050104	Rating Area 3	Tobacco User/Non-Tobacco User	49	654.23	670.59
	16322PA0050104	Rating Area 3	Tobacco User/Non-Tobacco User	50	684.91	702.04
	16322PA0050104	Rating Area 3	Tobacco User/Non-Tobacco User	51	715.21	733.09
	16322PA0050104	Rating Area 3	Tobacco User/Non-Tobacco User	52	748.57	767.29
	16322PA0050104	Rating Area 3	Tobacco User/Non-Tobacco User	53	782.32	801.88
	16322PA0050104	Rating Area 3	Tobacco User/Non-Tobacco User	54	818.75	839.22
	16322PA0050104	Rating Area 3	Tobacco User/Non-Tobacco User	55	855.18	876.56
	16322PA0050104	Rating Area 3	Tobacco User/Non-Tobacco User	56	894.68	917.05
	16322PA0050104	Rating Area 3	Tobacco User/Non-Tobacco User	57	934.57	957.93
	16322PA0050104	Rating Area 3	Tobacco User/Non-Tobacco User	58	977.13	1001.56
	16322PA0050104	Rating Area 3	Tobacco User/Non-Tobacco User	59	998.22	1023.18
	16322PA0050104	Rating Area 3	Tobacco User/Non-Tobacco User	60	1040.79	1066.81
	16322PA0050104	Rating Area 3	Tobacco User/Non-Tobacco User	61	1077.61	1104.55
	16322PA0050104	Rating Area 3	Tobacco User/Non-Tobacco User	62	1101.77	1129.31
	16322PA0050104	Rating Area 3	Tobacco User/Non-Tobacco User	63	1132.06	1160.36
	16322PA0050104	Rating Area 3	Tobacco User/Non-Tobacco User	64 and over	1150.47	1179.23
	16322PA0050104	Rating Area 4	Tobacco User/Non-Tobacco User	0-14	221.41	221.41
	16322PA0050104	Rating Area 4	Tobacco User/Non-Tobacco User	15	241.10	241.10
	16322PA0050104	Rating Area 4	Tobacco User/Non-Tobacco User	16	248.62	248.62
	16322PA0050104	Rating Area 4	Tobacco User/Non-Tobacco User	17	256.15	256.15
	16322PA0050104	Rating Area 4	Tobacco User/Non-Tobacco User	18	264.25	264.25
	16322PA0050104	Rating Area 4	Tobacco User/Non-Tobacco User	19	272.35	272.35
	16322PA0050104	Rating Area 4	Tobacco User/Non-Tobacco User	20	280.75	280.75
	16322PA0050104	Rating Area 4	Tobacco User/Non-Tobacco User	21	289.43	296.67
	16322PA0050104	Rating Area 4	Tobacco User/Non-Tobacco User	22	289.43	296.67
	16322PA0050104	Rating Area 4	Tobacco User/Non-Tobacco User	23	289.43	296.67
	16322PA0050104	Rating Area 4	Tobacco User/Non-Tobacco User	24	289.43	296.67
	16322PA0050104	Rating Area 4	Tobacco User/Non-Tobacco User	25	290.59	297.85
	16322PA0050104	Rating Area 4	Tobacco User/Non-Tobacco User	26	296.38	303.79
	16322PA0050104	Rating Area 4	Tobacco User/Non-Tobacco User	27	303.32	310.91
	16322PA0050104	Rating Area 4	Tobacco User/Non-Tobacco User	28	314.61	322.48
	16322PA0050104	Rating Area 4	Tobacco User/Non-Tobacco User	29	323.87	331.97
	16322PA0050104	Rating Area 4	Tobacco User/Non-Tobacco User	30	328.50	336.72
	16322PA0050104	Rating Area 4	Tobacco User/Non-Tobacco User	31	335.45	343.84
	16322PA0050104	Rating Area 4	Tobacco User/Non-Tobacco User	32	342.40	350.96
	16322PA0050104	Rating Area 4	Tobacco User/Non-Tobacco User	33	346.74	355.41
	16322PA0050104	Rating Area 4	Tobacco User/Non-Tobacco User	34	351.37	360.15
	16322PA0050104	Rating Area 4	Tobacco User/Non-Tobacco User	35	353.68	362.53
	16322PA0050104	Rating Area 4	Tobacco User/Non-Tobacco User	36	356.00	364.90
	16322PA0050104	Rating Area 4	Tobacco User/Non-Tobacco User	37	358.31	367.27
	16322PA0050104	Rating Area 4	Tobacco User/Non-Tobacco User	38	360.63	369.65
	16322PA0050104	Rating Area 4	Tobacco User/Non-Tobacco User	39	365.26	374.39
	16322PA0050104	Rating Area 4	Tobacco User/Non-Tobacco User	40	369.89	379.14
	16322PA0050104	Rating Area 4	Tobacco User/Non-Tobacco User	41	376.84	386.26
	16322PA0050104	Rating Area 4	Tobacco User/Non-Tobacco User	42	383.49	393.08
	16322PA0050104	Rating Area 4	Tobacco User/Non-Tobacco User	43	392.76	402.58
	16322PA0050104	Rating Area 4	Tobacco User/Non-Tobacco User	44	404.33	414.44
	16322PA0050104	Rating Area 4	Tobacco User/Non-Tobacco User	45	417.94	428.39
	16322PA0050104	Rating Area 4	Tobacco User/Non-Tobacco User	46	434.15	445.00
	16322PA0050104	Rating Area 4	Tobacco User/Non-Tobacco User	47	452.38	463.69
	16322PA0050104	Rating Area 4	Tobacco User/Non-Tobacco User	48	473.22	485.05
	16322PA0050104	Rating Area 4	Tobacco User/Non-Tobacco User	49	493.77	506.11
	16322PA0050104	Rating Area 4	Tobacco User/Non-Tobacco User	50	516.92	529.85
	16322PA0050104	Rating Area 4	Tobacco User/Non-Tobacco User	51	539.79	553.28
	16322PA0050104	Rating Area 4	Tobacco User/Non-Tobacco User	52	564.97	579.09
	16322PA0050104	Rating Area 4	Tobacco User/Non-Tobacco User	53	590.44	605.20
	16322PA0050104	Rating Area 4	Tobacco User/Non-Tobacco User	54	617.93	633.38
	16322PA0050104	Rating Area 4	Tobacco User/Non-Tobacco User	55	645.43	661.56
	16322PA0050104	Rating Area 4	Tobacco User/Non-Tobacco User	56	675.24	692.12
	16322PA0050104	Rating Area 4	Tobacco User/Non-Tobacco User	57	705.34	722.97
	16322PA0050104	Rating Area 4	Tobacco User/Non-Tobacco User	58	737.47	755.90
	16322PA0050104	Rating Area 4	Tobacco User/Non-Tobacco User	59	753.39	772.22
	16322PA0050104	Rating Area 4	Tobacco User/Non-Tobacco User	60	785.51	805.15
	16322PA0050104	Rating Area 4	Tobacco User/Non-Tobacco User	61	813.30	833.63
	16322PA0050104	Rating Area 4	Tobacco User/Non-Tobacco User	62	831.53	852.32
	16322PA0050104	Rating Area 4	Tobacco User/Non-Tobacco User	63	854.40	875.76
	16322PA0050104	Rating Area 4	Tobacco User/Non-Tobacco User	64 and over	868.29	890.00
	16322PA0050104	Rating Area 5	Tobacco User/Non-Tobacco User	0-14	221.41	221.41

16322PA0050104	Rating Area 5	Tobacco User/Non-Tobacco User	15	241.10	241.10
	Rating Area 5	Tobacco User/Non-Tobacco User	16	248.62	248.62
	Rating Area 5	Tobacco User/Non-Tobacco User	17	256.15	256.15
	Rating Area 5	Tobacco User/Non-Tobacco User	18	264.25	264.25
	Rating Area 5	Tobacco User/Non-Tobacco User	19	272.35	272.35
	Rating Area 5	Tobacco User/Non-Tobacco User	20	280.75	280.75
	Rating Area 5	Tobacco User/Non-Tobacco User	21	289.43	296.67
	Rating Area 5	Tobacco User/Non-Tobacco User	22	289.43	296.67
	Rating Area 5	Tobacco User/Non-Tobacco User	23	289.43	296.67
	Rating Area 5	Tobacco User/Non-Tobacco User	24	289.43	296.67
	Rating Area 5	Tobacco User/Non-Tobacco User	25	290.59	297.85
	Rating Area 5	Tobacco User/Non-Tobacco User	26	296.38	303.79
	Rating Area 5	Tobacco User/Non-Tobacco User	27	303.32	310.91
	Rating Area 5	Tobacco User/Non-Tobacco User	28	314.61	322.48
	Rating Area 5	Tobacco User/Non-Tobacco User	29	323.87	331.97
	Rating Area 5	Tobacco User/Non-Tobacco User	30	328.50	336.72
	Rating Area 5	Tobacco User/Non-Tobacco User	31	335.45	343.84
	Rating Area 5	Tobacco User/Non-Tobacco User	32	342.40	350.96
	Rating Area 5	Tobacco User/Non-Tobacco User	33	346.74	355.41
	Rating Area 5	Tobacco User/Non-Tobacco User	34	351.37	360.15
	Rating Area 5	Tobacco User/Non-Tobacco User	35	353.68	362.53
	Rating Area 5	Tobacco User/Non-Tobacco User	36	356.00	364.90
	Rating Area 5	Tobacco User/Non-Tobacco User	37	358.31	367.27
	Rating Area 5	Tobacco User/Non-Tobacco User	38	360.63	369.65
	Rating Area 5	Tobacco User/Non-Tobacco User	39	365.26	374.39
	Rating Area 5	Tobacco User/Non-Tobacco User	40	369.89	379.14
	Rating Area 5	Tobacco User/Non-Tobacco User	41	376.84	386.26
	Rating Area 5	Tobacco User/Non-Tobacco User	42	383.49	393.08
	Rating Area 5	Tobacco User/Non-Tobacco User	43	392.76	402.58
	Rating Area 5	Tobacco User/Non-Tobacco User	44	404.33	414.44
	Rating Area 5	Tobacco User/Non-Tobacco User	45	417.94	428.39
	Rating Area 5	Tobacco User/Non-Tobacco User	46	434.15	445.00
	Rating Area 5	Tobacco User/Non-Tobacco User	47	452.38	463.69
	Rating Area 5	Tobacco User/Non-Tobacco User	48	473.22	485.05
	Rating Area 5	Tobacco User/Non-Tobacco User	49	493.77	506.11
	Rating Area 5	Tobacco User/Non-Tobacco User	50	516.92	529.85
	Rating Area 5	Tobacco User/Non-Tobacco User	51	539.79	553.28
	Rating Area 5	Tobacco User/Non-Tobacco User	52	564.97	579.09
	Rating Area 5	Tobacco User/Non-Tobacco User	53	590.44	605.20
	Rating Area 5	Tobacco User/Non-Tobacco User	54	617.93	633.38
	Rating Area 5	Tobacco User/Non-Tobacco User	55	645.43	661.56
	Rating Area 5	Tobacco User/Non-Tobacco User	56	675.24	692.12
	Rating Area 5	Tobacco User/Non-Tobacco User	57	705.34	722.97
	Rating Area 5	Tobacco User/Non-Tobacco User	58	737.47	755.90
	Rating Area 5	Tobacco User/Non-Tobacco User	59	753.39	772.22
	Rating Area 5	Tobacco User/Non-Tobacco User	60	785.51	805.15
	Rating Area 5	Tobacco User/Non-Tobacco User	61	813.30	833.63
	Rating Area 5	Tobacco User/Non-Tobacco User	62	831.53	852.32
	Rating Area 5	Tobacco User/Non-Tobacco User	63	854.40	875.76
	Rating Area 5	Tobacco User/Non-Tobacco User	64 and over	868.29	890.00
16322PA0050105	Rating Area 1	Tobacco User/Non-Tobacco User	0-14	160.18	160.18
16322PA0050105	Rating Area 1	Tobacco User/Non-Tobacco User	15	174.42	174.42
16322PA0050105	Rating Area 1	Tobacco User/Non-Tobacco User	16	179.87	179.87
16322PA0050105	Rating Area 1	Tobacco User/Non-Tobacco User	17	185.31	185.31
16322PA0050105	Rating Area 1	Tobacco User/Non-Tobacco User	18	191.17	191.17
16322PA0050105	Rating Area 1	Tobacco User/Non-Tobacco User	19	197.04	197.04
16322PA0050105	Rating Area 1	Tobacco User/Non-Tobacco User	20	203.11	203.11
16322PA0050105	Rating Area 1	Tobacco User/Non-Tobacco User	21	209.39	214.62
16322PA0050105	Rating Area 1	Tobacco User/Non-Tobacco User	22	209.39	214.62
16322PA0050105	Rating Area 1	Tobacco User/Non-Tobacco User	23	209.39	214.62
16322PA0050105	Rating Area 1	Tobacco User/Non-Tobacco User	24	209.39	214.62
16322PA0050105	Rating Area 1	Tobacco User/Non-Tobacco User	25	210.23	215.48
16322PA0050105	Rating Area 1	Tobacco User/Non-Tobacco User	26	214.42	219.78
16322PA0050105	Rating Area 1	Tobacco User/Non-Tobacco User	27	219.44	224.93
16322PA0050105	Rating Area 1	Tobacco User/Non-Tobacco User	28	227.61	233.30
16322PA0050105	Rating Area 1	Tobacco User/Non-Tobacco User	29	234.31	240.17
16322PA0050105	Rating Area 1	Tobacco User/Non-Tobacco User	30	237.66	243.60
16322PA0050105	Rating Area 1	Tobacco User/Non-Tobacco User	31	242.68	248.75
16322PA0050105	Rating Area 1	Tobacco User/Non-Tobacco User	32	247.71	253.90
16322PA0050105	Rating Area 1	Tobacco User/Non-Tobacco User	33	250.85	257.12
16322PA0050105	Rating Area 1	Tobacco User/Non-Tobacco User	34	254.20	260.55
16322PA0050105	Rating Area 1	Tobacco User/Non-Tobacco User	35	255.87	262.27
16322PA0050105	Rating Area 1	Tobacco User/Non-Tobacco User	36	257.55	263.99
16322PA0050105	Rating Area 1	Tobacco User/Non-Tobacco User	37	259.22	265.71
16322PA0050105	Rating Area 1	Tobacco User/Non-Tobacco User	38	260.90	267.42
16322PA0050105	Rating Area 1	Tobacco User/Non-Tobacco User	39	264.25	270.86
16322PA0050105	Rating Area 1	Tobacco User/Non-Tobacco User	40	267.60	274.29
16322PA0050105	Rating Area 1	Tobacco User/Non-Tobacco User	41	272.63	279.44
16322PA0050105	Rating Area 1	Tobacco User/Non-Tobacco User	42	277.44	284.38
16322PA0050105	Rating Area 1	Tobacco User/Non-Tobacco User	43	284.14	291.25
16322PA0050105	Rating Area 1	Tobacco User/Non-Tobacco User	44	292.52	299.83
16322PA0050105	Rating Area 1	Tobacco User/Non-Tobacco User	45	302.36	309.92
16322PA0050105	Rating Area 1	Tobacco User/Non-Tobacco User	46	314.09	321.94
16322PA0050105	Rating Area 1	Tobacco User/Non-Tobacco User	47	327.28	335.46
16322PA0050105	Rating Area 1	Tobacco User/Non-Tobacco User	48	342.35	350.91
16322PA0050105	Rating Area 1	Tobacco User/Non-Tobacco User	49	357.22	366.15
16322PA0050105	Rating Area 1	Tobacco User/Non-Tobacco User	50	373.97	383.32
16322PA0050105	Rating Area 1	Tobacco User/Non-Tobacco User	51	390.51	400.28
16322PA0050105	Rating Area 1	Tobacco User/Non-Tobacco User	52	408.73	418.95
16322PA0050105	Rating Area 1	Tobacco User/Non-Tobacco User	53	427.16	437.83
16322PA0050105	Rating Area 1	Tobacco User/Non-Tobacco User	54	447.05	458.22
16322PA0050105	Rating Area 1	Tobacco User/Non-Tobacco User	55	466.94	478.61
16322PA0050105	Rating Area 1	Tobacco User/Non-Tobacco User	56	488.51	500.72
16322PA0050105	Rating Area 1	Tobacco User/Non-Tobacco User	57	510.28	523.04
16322PA0050105	Rating Area 1	Tobacco User/Non-Tobacco User	58	533.53	546.86
16322PA0050105	Rating Area 1	Tobacco User/Non-Tobacco User	59	545.04	558.67
16322PA0050105	Rating Area 1	Tobacco User/Non-Tobacco User	60	568.28	582.49
16322PA0050105	Rating Area 1	Tobacco User/Non-Tobacco User	61	588.39	603.10
16322PA0050105	Rating Area 1	Tobacco User/Non-Tobacco User	62	601.58	616.62
16322PA0050105	Rating Area 1	Tobacco User/Non-Tobacco User	63	618.12	633.57
16322PA0050105	Rating Area 1	Tobacco User/Non-Tobacco User	64 and over	628.17	643.87
16322PA0050105	Rating Area 3	Tobacco User/Non-Tobacco User	0-14	212.24	212.24
16322PA0050105	Rating Area 3	Tobacco User/Non-Tobacco User	15	231.11	231.11
16322PA0050105	Rating Area 3	Tobacco User/Non-Tobacco User	16	238.32	238.32
16322PA0050105	Rating Area 3	Tobacco User/Non-Tobacco User	17	245.53	245.53
16322PA0050105	Rating Area 3	Tobacco User/Non-Tobacco User	18	253.30	253.30
16322PA0050105	Rating Area 3	Tobacco User/Non-Tobacco User	19	261.07	261.07
16322PA0050105	Rating Area 3	Tobacco User/Non-Tobacco User	20	269.12	269.12
16322PA0050105	Rating Area 3	Tobacco User/Non-Tobacco User	21	277.44	284.38
16322PA0050105	Rating Area 3	Tobacco User/Non-Tobacco User	22	277.44	284.38
16322PA0050105	Rating Area 3	Tobacco User/Non-Tobacco User	23	277.44	284.38
16322PA0050105	Rating Area 3	Tobacco User/Non-Tobacco User	24	277.44	284.38
16322PA0050105	Rating Area 3	Tobacco User/Non-Tobacco User	25	278.55	285.51
16322PA0050105	Rating Area 3	Tobacco User/Non-Tobacco User	26	284.10	291.20
16322PA0050105	Rating Area 3	Tobacco User/Non-Tobacco User	27	290.76	298.03
16322PA0050105	Rating Area 3	Tobacco User/Non-Tobacco User	28	301.58	309.12
16322PA0050105	Rating Area 3	Tobacco User/Non-Tobacco User	29	310.46	318.22
16322PA0050105	Rating Area 3	Tobacco User/Non-Tobacco User	30	314.89	322.77
16322PA0050105	Rating Area 3	Tobacco User/Non-Tobacco User	31	321.55	329.59
16322PA0050105	Rating Area 3	Tobacco User/Non-Tobacco User	32	328.21	336.42
16322PA0050105	Rating Area 3	Tobacco User/Non-Tobacco User	33	332.37	340.68
16322PA0050105	Rating Area 3	Tobacco User/Non-Tobacco User	34	336.81	345.23
16322PA0050105	Rating Area 3	Tobacco User/Non-Tobacco User	35	339.03	347.51
16322PA0050105	Rating Area 3	Tobacco User/Non-Tobacco User	36	341.25	349.78
16322PA0050105	Rating Area 3	Tobacco User/Non-Tobacco User	37	343.47	352.06
16322PA0050105	Rating Area 3	Tobacco User/Non-Tobacco User	38	345.69	354.33
16322PA0050105	Rating Area 3	Tobacco User/Non-Tobacco User	39	350.13	358.88
16322PA0050105	Rating Area 3	Tobacco User/Non-Tobacco User	40	354.57	363.43
16322PA0050105	Rating Area 3	Tobacco User/Non-Tobacco User	41	361.23	370.26
16322PA0050105	Rating Area 3	Tobacco User/Non-Tobacco User	42	367.61	376.80

	16322PA0050105 Rating Area 3	Tobacco User/Non-Tobacco User	43	376.49	385.90
	16322PA0050105 Rating Area 3	Tobacco User/Non-Tobacco User	44	387.58	397.27
	16322PA0050105 Rating Area 3	Tobacco User/Non-Tobacco User	45	400.62	410.64
	16322PA0050105 Rating Area 3	Tobacco User/Non-Tobacco User	46	416.16	426.56
	16322PA0050105 Rating Area 3	Tobacco User/Non-Tobacco User	47	433.64	444.48
	16322PA0050105 Rating Area 3	Tobacco User/Non-Tobacco User	48	453.61	464.95
	16322PA0050105 Rating Area 3	Tobacco User/Non-Tobacco User	49	473.31	485.15
	16322PA0050105 Rating Area 3	Tobacco User/Non-Tobacco User	50	495.51	507.90
	16322PA0050105 Rating Area 3	Tobacco User/Non-Tobacco User	51	517.43	530.36
	16322PA0050105 Rating Area 3	Tobacco User/Non-Tobacco User	52	541.56	555.10
	16322PA0050105 Rating Area 3	Tobacco User/Non-Tobacco User	53	565.98	580.13
	16322PA0050105 Rating Area 3	Tobacco User/Non-Tobacco User	54	592.33	607.14
	16322PA0050105 Rating Area 3	Tobacco User/Non-Tobacco User	55	618.69	634.16
	16322PA0050105 Rating Area 3	Tobacco User/Non-Tobacco User	56	647.27	663.45
	16322PA0050105 Rating Area 3	Tobacco User/Non-Tobacco User	57	676.12	693.02
	16322PA0050105 Rating Area 3	Tobacco User/Non-Tobacco User	58	706.92	724.59
	16322PA0050105 Rating Area 3	Tobacco User/Non-Tobacco User	59	722.18	740.23
	16322PA0050105 Rating Area 3	Tobacco User/Non-Tobacco User	60	752.97	771.80
	16322PA0050105 Rating Area 3	Tobacco User/Non-Tobacco User	61	779.61	799.10
	16322PA0050105 Rating Area 3	Tobacco User/Non-Tobacco User	62	797.09	817.01
	16322PA0050105 Rating Area 3	Tobacco User/Non-Tobacco User	63	819.00	839.48
	16322PA0050105 Rating Area 3	Tobacco User/Non-Tobacco User	64 and over	832.32	853.13
	16322PA0050105 Rating Area 4	Tobacco User/Non-Tobacco User	0-14	160.18	160.18
	16322PA0050105 Rating Area 4	Tobacco User/Non-Tobacco User	15	174.42	174.42
	16322PA0050105 Rating Area 4	Tobacco User/Non-Tobacco User	16	179.87	179.87
	16322PA0050105 Rating Area 4	Tobacco User/Non-Tobacco User	17	185.31	185.31
	16322PA0050105 Rating Area 4	Tobacco User/Non-Tobacco User	18	191.17	191.17
	16322PA0050105 Rating Area 4	Tobacco User/Non-Tobacco User	19	197.04	197.04
	16322PA0050105 Rating Area 4	Tobacco User/Non-Tobacco User	20	203.11	203.11
	16322PA0050105 Rating Area 4	Tobacco User/Non-Tobacco User	21	209.39	214.62
	16322PA0050105 Rating Area 4	Tobacco User/Non-Tobacco User	22	209.39	214.62
	16322PA0050105 Rating Area 4	Tobacco User/Non-Tobacco User	23	209.39	214.62
	16322PA0050105 Rating Area 4	Tobacco User/Non-Tobacco User	24	209.39	214.62
	16322PA0050105 Rating Area 4	Tobacco User/Non-Tobacco User	25	210.23	215.48
	16322PA0050105 Rating Area 4	Tobacco User/Non-Tobacco User	26	214.42	219.78
	16322PA0050105 Rating Area 4	Tobacco User/Non-Tobacco User	27	219.44	223.93
	16322PA0050105 Rating Area 4	Tobacco User/Non-Tobacco User	28	227.61	233.30
	16322PA0050105 Rating Area 4	Tobacco User/Non-Tobacco User	29	234.31	240.17
	16322PA0050105 Rating Area 4	Tobacco User/Non-Tobacco User	30	237.66	243.60
	16322PA0050105 Rating Area 4	Tobacco User/Non-Tobacco User	31	242.68	248.75
	16322PA0050105 Rating Area 4	Tobacco User/Non-Tobacco User	32	247.71	253.90
	16322PA0050105 Rating Area 4	Tobacco User/Non-Tobacco User	33	250.85	257.12
	16322PA0050105 Rating Area 4	Tobacco User/Non-Tobacco User	34	254.20	260.55
	16322PA0050105 Rating Area 4	Tobacco User/Non-Tobacco User	35	255.87	262.27
	16322PA0050105 Rating Area 4	Tobacco User/Non-Tobacco User	36	257.55	263.99
	16322PA0050105 Rating Area 4	Tobacco User/Non-Tobacco User	37	259.22	265.71
	16322PA0050105 Rating Area 4	Tobacco User/Non-Tobacco User	38	260.90	267.42
	16322PA0050105 Rating Area 4	Tobacco User/Non-Tobacco User	39	264.25	270.86
	16322PA0050105 Rating Area 4	Tobacco User/Non-Tobacco User	40	267.60	274.29
	16322PA0050105 Rating Area 4	Tobacco User/Non-Tobacco User	41	272.63	279.44
	16322PA0050105 Rating Area 4	Tobacco User/Non-Tobacco User	42	277.44	284.38
	16322PA0050105 Rating Area 4	Tobacco User/Non-Tobacco User	43	284.14	291.25
	16322PA0050105 Rating Area 4	Tobacco User/Non-Tobacco User	44	292.52	299.83
	16322PA0050105 Rating Area 4	Tobacco User/Non-Tobacco User	45	302.36	309.92
	16322PA0050105 Rating Area 4	Tobacco User/Non-Tobacco User	46	314.09	321.94
	16322PA0050105 Rating Area 4	Tobacco User/Non-Tobacco User	47	327.28	335.46
	16322PA0050105 Rating Area 4	Tobacco User/Non-Tobacco User	48	342.35	350.91
	16322PA0050105 Rating Area 4	Tobacco User/Non-Tobacco User	49	357.22	366.15
	16322PA0050105 Rating Area 4	Tobacco User/Non-Tobacco User	50	373.97	383.32
	16322PA0050105 Rating Area 4	Tobacco User/Non-Tobacco User	51	390.51	400.28
	16322PA0050105 Rating Area 4	Tobacco User/Non-Tobacco User	52	408.73	418.95
	16322PA0050105 Rating Area 4	Tobacco User/Non-Tobacco User	53	427.16	437.83
	16322PA0050105 Rating Area 4	Tobacco User/Non-Tobacco User	54	447.05	458.22
	16322PA0050105 Rating Area 4	Tobacco User/Non-Tobacco User	55	466.94	478.61
	16322PA0050105 Rating Area 4	Tobacco User/Non-Tobacco User	56	488.51	500.72
	16322PA0050105 Rating Area 4	Tobacco User/Non-Tobacco User	57	510.28	523.04
	16322PA0050105 Rating Area 4	Tobacco User/Non-Tobacco User	58	533.53	546.86
	16322PA0050105 Rating Area 4	Tobacco User/Non-Tobacco User	59	545.04	558.67
	16322PA0050105 Rating Area 4	Tobacco User/Non-Tobacco User	60	568.28	582.49
	16322PA0050105 Rating Area 4	Tobacco User/Non-Tobacco User	61	588.39	603.10
	16322PA0050105 Rating Area 4	Tobacco User/Non-Tobacco User	62	601.58	616.62
	16322PA0050105 Rating Area 4	Tobacco User/Non-Tobacco User	63	618.12	633.57
	16322PA0050105 Rating Area 4	Tobacco User/Non-Tobacco User	64 and over	628.17	643.87
	16322PA0050105 Rating Area 5	Tobacco User/Non-Tobacco User	0-14	160.18	160.18
	16322PA0050105 Rating Area 5	Tobacco User/Non-Tobacco User	15	174.42	174.42
	16322PA0050105 Rating Area 5	Tobacco User/Non-Tobacco User	16	179.87	179.87
	16322PA0050105 Rating Area 5	Tobacco User/Non-Tobacco User	17	185.31	185.31
	16322PA0050105 Rating Area 5	Tobacco User/Non-Tobacco User	18	191.17	191.17
	16322PA0050105 Rating Area 5	Tobacco User/Non-Tobacco User	19	197.04	197.04
	16322PA0050105 Rating Area 5	Tobacco User/Non-Tobacco User	20	203.11	203.11
	16322PA0050105 Rating Area 5	Tobacco User/Non-Tobacco User	21	209.39	214.62
	16322PA0050105 Rating Area 5	Tobacco User/Non-Tobacco User	22	209.39	214.62
	16322PA0050105 Rating Area 5	Tobacco User/Non-Tobacco User	23	209.39	214.62
	16322PA0050105 Rating Area 5	Tobacco User/Non-Tobacco User	24	209.39	214.62
	16322PA0050105 Rating Area 5	Tobacco User/Non-Tobacco User	25	210.23	215.48
	16322PA0050105 Rating Area 5	Tobacco User/Non-Tobacco User	26	214.42	219.78
	16322PA0050105 Rating Area 5	Tobacco User/Non-Tobacco User	27	219.44	224.93
	16322PA0050105 Rating Area 5	Tobacco User/Non-Tobacco User	28	227.61	233.30
	16322PA0050105 Rating Area 5	Tobacco User/Non-Tobacco User	29	234.31	240.17
	16322PA0050105 Rating Area 5	Tobacco User/Non-Tobacco User	30	237.66	243.60
	16322PA0050105 Rating Area 5	Tobacco User/Non-Tobacco User	31	242.68	248.75
	16322PA0050105 Rating Area 5	Tobacco User/Non-Tobacco User	32	247.71	253.90
	16322PA0050105 Rating Area 5	Tobacco User/Non-Tobacco User	33	250.85	257.12
	16322PA0050105 Rating Area 5	Tobacco User/Non-Tobacco User	34	254.20	260.55
	16322PA0050105 Rating Area 5	Tobacco User/Non-Tobacco User	35	255.87	262.27
	16322PA0050105 Rating Area 5	Tobacco User/Non-Tobacco User	36	257.55	263.99
	16322PA0050105 Rating Area 5	Tobacco User/Non-Tobacco User	37	259.22	265.71
	16322PA0050105 Rating Area 5	Tobacco User/Non-Tobacco User	38	260.90	267.42
	16322PA0050105 Rating Area 5	Tobacco User/Non-Tobacco User	39	264.25	270.86
	16322PA0050105 Rating Area 5	Tobacco User/Non-Tobacco User	40	267.60	274.29
	16322PA0050105 Rating Area 5	Tobacco User/Non-Tobacco User	41	272.63	279.44
	16322PA0050105 Rating Area 5	Tobacco User/Non-Tobacco User	42	277.44	284.38
	16322PA0050105 Rating Area 5	Tobacco User/Non-Tobacco User	43	284.14	291.25
	16322PA0050105 Rating Area 5	Tobacco User/Non-Tobacco User	44	292.52	299.83
	16322PA0050105 Rating Area 5	Tobacco User/Non-Tobacco User	45	302.36	309.92
	16322PA0050105 Rating Area 5	Tobacco User/Non-Tobacco User	46	314.09	321.94
	16322PA0050105 Rating Area 5	Tobacco User/Non-Tobacco User	47	327.28	335.46
	16322PA0050105 Rating Area 5	Tobacco User/Non-Tobacco User	48	342.35	350.91
	16322PA0050105 Rating Area 5	Tobacco User/Non-Tobacco User	49	357.22	366.15
	16322PA0050105 Rating Area 5	Tobacco User/Non-Tobacco User	50	373.97	383.32
	16322PA0050105 Rating Area 5	Tobacco User/Non-Tobacco User	51	390.51	400.28
	16322PA0050105 Rating Area 5	Tobacco User/Non-Tobacco User	52	408.73	418.95
	16322PA0050105 Rating Area 5	Tobacco User/Non-Tobacco User	53	427.16	437.83
	16322PA0050105 Rating Area 5	Tobacco User/Non-Tobacco User	54	447.05	458.22
	16322PA0050105 Rating Area 5	Tobacco User/Non-Tobacco User	55	466.94	478.61
	16322PA0050105 Rating Area 5	Tobacco User/Non-Tobacco User	56	488.51	500.72
	16322PA0050105 Rating Area 5	Tobacco User/Non-Tobacco User	57	510.28	523.04
	16322PA0050105 Rating Area 5	Tobacco User/Non-Tobacco User	58	533.53	546.86
	16322PA0050105 Rating Area 5	Tobacco User/Non-Tobacco User	59	545.04	558.67
	16322PA0050105 Rating Area 5	Tobacco User/Non-Tobacco User	60	568.28	582.49
	16322PA0050105 Rating Area 5	Tobacco User/Non-Tobacco User	61	588.39	603.10
	16322PA0050105 Rating Area 5	Tobacco User/Non-Tobacco User	62	601.58	616.62
	16322PA0050105 Rating Area 5	Tobacco User/Non-Tobacco User	63	618.12	633.57
	16322PA0050105 Rating Area 5	Tobacco User/Non-Tobacco User	64 and over	628.17	643.87
	16322PA0050106 Rating Area 1	Tobacco User/Non-Tobacco User	0-14	191.63	191.63
	16322PA0050106 Rating Area 1	Tobacco User/Non-Tobacco User	15	208.67	208.67
	16322PA0050106 Rating Area 1	Tobacco User/Non-Tobacco User	16	215.18	215.18
	16322PA0050106 Rating Area 1	Tobacco User/Non-Tobacco User	17	221.69	221.69
	16322PA0050106 Rating Area 1	Tobacco User/Non-Tobacco User	18	228.71	228.71
	16322PA0050106 Rating Area 1	Tobacco User/Non-Tobacco User	19	235.72	235.72

	16322PA0050106	Rating Area 1	Tobacco User/Non-Tobacco User	20	242.99	242.99
	16322PA0050106	Rating Area 1	Tobacco User/Non-Tobacco User	21	250.50	256.76
	16322PA0050106	Rating Area 1	Tobacco User/Non-Tobacco User	22	250.50	256.76
	16322PA0050106	Rating Area 1	Tobacco User/Non-Tobacco User	23	250.50	256.76
	16322PA0050106	Rating Area 1	Tobacco User/Non-Tobacco User	24	250.50	256.76
	16322PA0050106	Rating Area 1	Tobacco User/Non-Tobacco User	25	251.50	257.79
	16322PA0050106	Rating Area 1	Tobacco User/Non-Tobacco User	26	256.51	262.92
	16322PA0050106	Rating Area 1	Tobacco User/Non-Tobacco User	27	262.52	269.09
	16322PA0050106	Rating Area 1	Tobacco User/Non-Tobacco User	28	272.29	279.10
	16322PA0050106	Rating Area 1	Tobacco User/Non-Tobacco User	29	280.31	287.32
	16322PA0050106	Rating Area 1	Tobacco User/Non-Tobacco User	30	284.32	291.43
	16322PA0050106	Rating Area 1	Tobacco User/Non-Tobacco User	31	290.33	297.59
	16322PA0050106	Rating Area 1	Tobacco User/Non-Tobacco User	32	296.34	303.75
	16322PA0050106	Rating Area 1	Tobacco User/Non-Tobacco User	33	300.10	307.60
	16322PA0050106	Rating Area 1	Tobacco User/Non-Tobacco User	34	304.11	311.71
	16322PA0050106	Rating Area 1	Tobacco User/Non-Tobacco User	35	306.11	313.76
	16322PA0050106	Rating Area 1	Tobacco User/Non-Tobacco User	36	308.12	315.82
	16322PA0050106	Rating Area 1	Tobacco User/Non-Tobacco User	37	310.12	317.87
	16322PA0050106	Rating Area 1	Tobacco User/Non-Tobacco User	38	312.12	319.93
	16322PA0050106	Rating Area 1	Tobacco User/Non-Tobacco User	39	316.13	324.03
	16322PA0050106	Rating Area 1	Tobacco User/Non-Tobacco User	40	320.14	328.14
	16322PA0050106	Rating Area 1	Tobacco User/Non-Tobacco User	41	326.15	334.30
	16322PA0050106	Rating Area 1	Tobacco User/Non-Tobacco User	42	331.91	340.21
	16322PA0050106	Rating Area 1	Tobacco User/Non-Tobacco User	43	339.93	348.43
	16322PA0050106	Rating Area 1	Tobacco User/Non-Tobacco User	44	349.95	358.70
	16322PA0050106	Rating Area 1	Tobacco User/Non-Tobacco User	45	361.72	370.77
	16322PA0050106	Rating Area 1	Tobacco User/Non-Tobacco User	46	375.75	385.14
	16322PA0050106	Rating Area 1	Tobacco User/Non-Tobacco User	47	391.53	401.32
	16322PA0050106	Rating Area 1	Tobacco User/Non-Tobacco User	48	409.57	419.81
	16322PA0050106	Rating Area 1	Tobacco User/Non-Tobacco User	49	427.35	438.04
	16322PA0050106	Rating Area 1	Tobacco User/Non-Tobacco User	50	447.39	458.58
	16322PA0050106	Rating Area 1	Tobacco User/Non-Tobacco User	51	467.18	478.86
	16322PA0050106	Rating Area 1	Tobacco User/Non-Tobacco User	52	488.98	501.20
	16322PA0050106	Rating Area 1	Tobacco User/Non-Tobacco User	53	511.02	523.80
	16322PA0050106	Rating Area 1	Tobacco User/Non-Tobacco User	54	534.82	548.19
	16322PA0050106	Rating Area 1	Tobacco User/Non-Tobacco User	55	558.62	572.58
	16322PA0050106	Rating Area 1	Tobacco User/Non-Tobacco User	56	584.42	599.03
	16322PA0050106	Rating Area 1	Tobacco User/Non-Tobacco User	57	610.47	625.73
	16322PA0050106	Rating Area 1	Tobacco User/Non-Tobacco User	58	638.27	654.23
	16322PA0050106	Rating Area 1	Tobacco User/Non-Tobacco User	59	652.05	668.35
	16322PA0050106	Rating Area 1	Tobacco User/Non-Tobacco User	60	679.86	696.85
	16322PA0050106	Rating Area 1	Tobacco User/Non-Tobacco User	61	703.91	721.50
	16322PA0050106	Rating Area 1	Tobacco User/Non-Tobacco User	62	719.69	737.68
	16322PA0050106	Rating Area 1	Tobacco User/Non-Tobacco User	63	739.48	757.96
	16322PA0050106	Rating Area 1	Tobacco User/Non-Tobacco User	64 and over	751.50	770.29
	16322PA0050106	Rating Area 3	Tobacco User/Non-Tobacco User	0-14	253.91	253.91
	16322PA0050106	Rating Area 3	Tobacco User/Non-Tobacco User	15	276.48	276.48
	16322PA0050106	Rating Area 3	Tobacco User/Non-Tobacco User	16	285.11	285.11
	16322PA0050106	Rating Area 3	Tobacco User/Non-Tobacco User	17	293.74	293.74
	16322PA0050106	Rating Area 3	Tobacco User/Non-Tobacco User	18	303.03	303.03
	16322PA0050106	Rating Area 3	Tobacco User/Non-Tobacco User	19	312.33	312.33
	16322PA0050106	Rating Area 3	Tobacco User/Non-Tobacco User	20	321.95	321.95
	16322PA0050106	Rating Area 3	Tobacco User/Non-Tobacco User	21	331.91	340.21
	16322PA0050106	Rating Area 3	Tobacco User/Non-Tobacco User	22	331.91	340.21
	16322PA0050106	Rating Area 3	Tobacco User/Non-Tobacco User	23	331.91	340.21
	16322PA0050106	Rating Area 3	Tobacco User/Non-Tobacco User	24	331.91	340.21
	16322PA0050106	Rating Area 3	Tobacco User/Non-Tobacco User	25	333.24	341.57
	16322PA0050106	Rating Area 3	Tobacco User/Non-Tobacco User	26	339.88	348.37
	16322PA0050106	Rating Area 3	Tobacco User/Non-Tobacco User	27	347.84	356.54
	16322PA0050106	Rating Area 3	Tobacco User/Non-Tobacco User	28	360.79	369.81
	16322PA0050106	Rating Area 3	Tobacco User/Non-Tobacco User	29	371.41	380.69
	16322PA0050106	Rating Area 3	Tobacco User/Non-Tobacco User	30	376.72	386.14
	16322PA0050106	Rating Area 3	Tobacco User/Non-Tobacco User	31	384.68	394.30
	16322PA0050106	Rating Area 3	Tobacco User/Non-Tobacco User	32	392.65	402.47
	16322PA0050106	Rating Area 3	Tobacco User/Non-Tobacco User	33	397.63	407.57
	16322PA0050106	Rating Area 3	Tobacco User/Non-Tobacco User	34	402.94	413.01
	16322PA0050106	Rating Area 3	Tobacco User/Non-Tobacco User	35	405.59	415.73
	16322PA0050106	Rating Area 3	Tobacco User/Non-Tobacco User	36	408.25	418.46
	16322PA0050106	Rating Area 3	Tobacco User/Non-Tobacco User	37	410.90	421.18
	16322PA0050106	Rating Area 3	Tobacco User/Non-Tobacco User	38	413.56	423.90
	16322PA0050106	Rating Area 3	Tobacco User/Non-Tobacco User	39	418.87	429.34
	16322PA0050106	Rating Area 3	Tobacco User/Non-Tobacco User	40	424.18	434.79
	16322PA0050106	Rating Area 3	Tobacco User/Non-Tobacco User	41	432.15	442.95
	16322PA0050106	Rating Area 3	Tobacco User/Non-Tobacco User	42	439.78	450.78
	16322PA0050106	Rating Area 3	Tobacco User/Non-Tobacco User	43	450.40	461.66
	16322PA0050106	Rating Area 3	Tobacco User/Non-Tobacco User	44	463.68	475.27
	16322PA0050106	Rating Area 3	Tobacco User/Non-Tobacco User	45	479.28	491.26
	16322PA0050106	Rating Area 3	Tobacco User/Non-Tobacco User	46	497.87	510.31
	16322PA0050106	Rating Area 3	Tobacco User/Non-Tobacco User	47	518.78	531.74
	16322PA0050106	Rating Area 3	Tobacco User/Non-Tobacco User	48	542.67	556.24
	16322PA0050106	Rating Area 3	Tobacco User/Non-Tobacco User	49	566.24	580.39
	16322PA0050106	Rating Area 3	Tobacco User/Non-Tobacco User	50	592.79	607.61
	16322PA0050106	Rating Area 3	Tobacco User/Non-Tobacco User	51	619.01	634.49
	16322PA0050106	Rating Area 3	Tobacco User/Non-Tobacco User	52	647.89	664.09
	16322PA0050106	Rating Area 3	Tobacco User/Non-Tobacco User	53	677.10	694.02
	16322PA0050106	Rating Area 3	Tobacco User/Non-Tobacco User	54	708.63	726.34
	16322PA0050106	Rating Area 3	Tobacco User/Non-Tobacco User	55	740.16	758.66
	16322PA0050106	Rating Area 3	Tobacco User/Non-Tobacco User	56	774.35	793.70
	16322PA0050106	Rating Area 3	Tobacco User/Non-Tobacco User	57	808.86	829.09
	16322PA0050106	Rating Area 3	Tobacco User/Non-Tobacco User	58	845.71	866.85
	16322PA0050106	Rating Area 3	Tobacco User/Non-Tobacco User	59	863.96	885.56
	16322PA0050106	Rating Area 3	Tobacco User/Non-Tobacco User	60	900.80	923.32
	16322PA0050106	Rating Area 3	Tobacco User/Non-Tobacco User	61	932.67	955.98
	16322PA0050106	Rating Area 3	Tobacco User/Non-Tobacco User	62	953.58	977.42
	16322PA0050106	Rating Area 3	Tobacco User/Non-Tobacco User	63	979.80	1004.29
	16322PA0050106	Rating Area 3	Tobacco User/Non-Tobacco User	64 and over	995.73	1020.62
	16322PA0050106	Rating Area 4	Tobacco User/Non-Tobacco User	0-14	191.63	191.63
	16322PA0050106	Rating Area 4	Tobacco User/Non-Tobacco User	15	208.67	208.67
	16322PA0050106	Rating Area 4	Tobacco User/Non-Tobacco User	16	215.18	215.18
	16322PA0050106	Rating Area 4	Tobacco User/Non-Tobacco User	17	221.69	221.69
	16322PA0050106	Rating Area 4	Tobacco User/Non-Tobacco User	18	228.71	228.71
	16322PA0050106	Rating Area 4	Tobacco User/Non-Tobacco User	19	235.72	235.72
	16322PA0050106	Rating Area 4	Tobacco User/Non-Tobacco User	20	242.99	242.99
	16322PA0050106	Rating Area 4	Tobacco User/Non-Tobacco User	21	250.50	256.76
	16322PA0050106	Rating Area 4	Tobacco User/Non-Tobacco User	22	250.50	256.76
	16322PA0050106	Rating Area 4	Tobacco User/Non-Tobacco User	23	250.50	256.76
	16322PA0050106	Rating Area 4	Tobacco User/Non-Tobacco User	24	250.50	256.76
	16322PA0050106	Rating Area 4	Tobacco User/Non-Tobacco User	25	251.50	257.79
	16322PA0050106	Rating Area 4	Tobacco User/Non-Tobacco User	26	256.51	262.92
	16322PA0050106	Rating Area 4	Tobacco User/Non-Tobacco User	27	262.52	269.09
	16322PA0050106	Rating Area 4	Tobacco User/Non-Tobacco User	28	272.29	279.10
	16322PA0050106	Rating Area 4	Tobacco User/Non-Tobacco User	29	280.31	287.32
	16322PA0050106	Rating Area 4	Tobacco User/Non-Tobacco User	30	284.32	291.43
	16322PA0050106	Rating Area 4	Tobacco User/Non-Tobacco User	31	290.33	297.59
	16322PA0050106	Rating Area 4	Tobacco User/Non-Tobacco User	32	296.34	303.75
	16322PA0050106	Rating Area 4	Tobacco User/Non-Tobacco User	33	300.10	307.60
	16322PA0050106	Rating Area 4	Tobacco User/Non-Tobacco User	34	304.11	311.71
	16322PA0050106	Rating Area 4	Tobacco User/Non-Tobacco User	35	306.11	313.76
	16322PA0050106	Rating Area 4	Tobacco User/Non-Tobacco User	36	308.12	315.82
	16322PA0050106	Rating Area 4	Tobacco User/Non-Tobacco User	37	310.12	317.87
	16322PA0050106	Rating Area 4	Tobacco User/Non-Tobacco User	38	312.12	319.93
	16322PA0050106	Rating Area 4	Tobacco User/Non-Tobacco User	39	316.13	324.03
	16322PA0050106	Rating Area 4	Tobacco User/Non-Tobacco User	40	320.14	328.14
	16322PA0050106	Rating Area 4	Tobacco User/Non-Tobacco User	41	326.15	334.30
	16322PA0050106	Rating Area 4	Tobacco User/Non-Tobacco User	42	331.91	340.21
	16322PA0050106	Rating Area 4	Tobacco User/Non-Tobacco User	43	339.93	348.43
	16322PA0050106	Rating Area 4	Tobacco User/Non-Tobacco User	44	349.95	358.70
	16322PA0050106	Rating Area 4	Tobacco User/Non-Tobacco User	45	361.72	370.77
	16322PA0050106	Rating Area 4	Tobacco User/Non-Tobacco User	46	375.75	385.14
	16322PA0050106	Rating Area 4	Tobacco User/Non-Tobacco User	47	391.53	401.32

16322PA0050106	Rating Area 4	Tobacco User/Non-Tobacco User	48	409.57	419.81
16322PA0050106	Rating Area 4	Tobacco User/Non-Tobacco User	49	427.35	438.04
16322PA0050106	Rating Area 4	Tobacco User/Non-Tobacco User	50	447.39	458.58
16322PA0050106	Rating Area 4	Tobacco User/Non-Tobacco User	51	467.18	478.86
16322PA0050106	Rating Area 4	Tobacco User/Non-Tobacco User	52	488.98	501.20
16322PA0050106	Rating Area 4	Tobacco User/Non-Tobacco User	53	511.02	523.80
16322PA0050106	Rating Area 4	Tobacco User/Non-Tobacco User	54	534.82	548.19
16322PA0050106	Rating Area 4	Tobacco User/Non-Tobacco User	55	558.62	572.58
16322PA0050106	Rating Area 4	Tobacco User/Non-Tobacco User	56	584.42	599.03
16322PA0050106	Rating Area 4	Tobacco User/Non-Tobacco User	57	610.47	625.73
16322PA0050106	Rating Area 4	Tobacco User/Non-Tobacco User	58	638.27	654.23
16322PA0050106	Rating Area 4	Tobacco User/Non-Tobacco User	59	652.05	668.35
16322PA0050106	Rating Area 4	Tobacco User/Non-Tobacco User	60	679.86	696.85
16322PA0050106	Rating Area 4	Tobacco User/Non-Tobacco User	61	703.91	721.50
16322PA0050106	Rating Area 4	Tobacco User/Non-Tobacco User	62	719.69	737.68
16322PA0050106	Rating Area 4	Tobacco User/Non-Tobacco User	63	739.48	757.96
16322PA0050106	Rating Area 4	Tobacco User/Non-Tobacco User	64 and over	751.50	770.29
16322PA0050106	Rating Area 5	Tobacco User/Non-Tobacco User	0-14	191.63	191.63
16322PA0050106	Rating Area 5	Tobacco User/Non-Tobacco User	15	208.67	208.67
16322PA0050106	Rating Area 5	Tobacco User/Non-Tobacco User	16	215.18	215.18
16322PA0050106	Rating Area 5	Tobacco User/Non-Tobacco User	17	221.69	221.69
16322PA0050106	Rating Area 5	Tobacco User/Non-Tobacco User	18	228.71	228.71
16322PA0050106	Rating Area 5	Tobacco User/Non-Tobacco User	19	235.72	235.72
16322PA0050106	Rating Area 5	Tobacco User/Non-Tobacco User	20	242.99	242.99
16322PA0050106	Rating Area 5	Tobacco User/Non-Tobacco User	21	250.50	256.76
16322PA0050106	Rating Area 5	Tobacco User/Non-Tobacco User	22	250.50	256.76
16322PA0050106	Rating Area 5	Tobacco User/Non-Tobacco User	23	250.50	256.76
16322PA0050106	Rating Area 5	Tobacco User/Non-Tobacco User	24	250.50	256.76
16322PA0050106	Rating Area 5	Tobacco User/Non-Tobacco User	25	251.50	257.79
16322PA0050106	Rating Area 5	Tobacco User/Non-Tobacco User	26	256.51	262.92
16322PA0050106	Rating Area 5	Tobacco User/Non-Tobacco User	27	262.52	269.09
16322PA0050106	Rating Area 5	Tobacco User/Non-Tobacco User	28	272.29	279.10
16322PA0050106	Rating Area 5	Tobacco User/Non-Tobacco User	29	280.31	287.32
16322PA0050106	Rating Area 5	Tobacco User/Non-Tobacco User	30	284.32	291.43
16322PA0050106	Rating Area 5	Tobacco User/Non-Tobacco User	31	290.33	297.59
16322PA0050106	Rating Area 5	Tobacco User/Non-Tobacco User	32	296.34	303.75
16322PA0050106	Rating Area 5	Tobacco User/Non-Tobacco User	33	300.10	307.60
16322PA0050106	Rating Area 5	Tobacco User/Non-Tobacco User	34	304.11	311.71
16322PA0050106	Rating Area 5	Tobacco User/Non-Tobacco User	35	306.11	313.76
16322PA0050106	Rating Area 5	Tobacco User/Non-Tobacco User	36	308.12	315.82
16322PA0050106	Rating Area 5	Tobacco User/Non-Tobacco User	37	310.12	317.87
16322PA0050106	Rating Area 5	Tobacco User/Non-Tobacco User	38	312.12	319.93
16322PA0050106	Rating Area 5	Tobacco User/Non-Tobacco User	39	316.13	324.03
16322PA0050106	Rating Area 5	Tobacco User/Non-Tobacco User	40	320.14	328.14
16322PA0050106	Rating Area 5	Tobacco User/Non-Tobacco User	41	326.15	334.30
16322PA0050106	Rating Area 5	Tobacco User/Non-Tobacco User	42	331.91	340.21
16322PA0050106	Rating Area 5	Tobacco User/Non-Tobacco User	43	339.93	348.43
16322PA0050106	Rating Area 5	Tobacco User/Non-Tobacco User	44	349.95	358.70
16322PA0050106	Rating Area 5	Tobacco User/Non-Tobacco User	45	361.72	370.77
16322PA0050106	Rating Area 5	Tobacco User/Non-Tobacco User	46	375.75	385.14
16322PA0050106	Rating Area 5	Tobacco User/Non-Tobacco User	47	391.53	401.32
16322PA0050106	Rating Area 5	Tobacco User/Non-Tobacco User	48	409.57	419.81
16322PA0050106	Rating Area 5	Tobacco User/Non-Tobacco User	49	427.35	438.04
16322PA0050106	Rating Area 5	Tobacco User/Non-Tobacco User	50	447.39	458.58
16322PA0050106	Rating Area 5	Tobacco User/Non-Tobacco User	51	467.18	478.86
16322PA0050106	Rating Area 5	Tobacco User/Non-Tobacco User	52	488.98	501.20
16322PA0050106	Rating Area 5	Tobacco User/Non-Tobacco User	53	511.02	523.80
16322PA0050106	Rating Area 5	Tobacco User/Non-Tobacco User	54	534.82	548.19
16322PA0050106	Rating Area 5	Tobacco User/Non-Tobacco User	55	558.62	572.58
16322PA0050106	Rating Area 5	Tobacco User/Non-Tobacco User	56	584.42	599.03
16322PA0050106	Rating Area 5	Tobacco User/Non-Tobacco User	57	610.47	625.73
16322PA0050106	Rating Area 5	Tobacco User/Non-Tobacco User	58	638.27	654.23
16322PA0050106	Rating Area 5	Tobacco User/Non-Tobacco User	59	652.05	668.35
16322PA0050106	Rating Area 5	Tobacco User/Non-Tobacco User	60	679.86	696.85
16322PA0050106	Rating Area 5	Tobacco User/Non-Tobacco User	61	703.91	721.50
16322PA0050106	Rating Area 5	Tobacco User/Non-Tobacco User	62	719.69	737.68
16322PA0050106	Rating Area 5	Tobacco User/Non-Tobacco User	63	739.48	757.96
16322PA0050106	Rating Area 5	Tobacco User/Non-Tobacco User	64 and over	751.50	770.29
16322PA0050108	Rating Area 4	Tobacco User/Non-Tobacco User	0-14	169.33	169.33
16322PA0050108	Rating Area 4	Tobacco User/Non-Tobacco User	15	184.38	184.38
16322PA0050108	Rating Area 4	Tobacco User/Non-Tobacco User	16	190.13	190.13
16322PA0050108	Rating Area 4	Tobacco User/Non-Tobacco User	17	195.89	195.89
16322PA0050108	Rating Area 4	Tobacco User/Non-Tobacco User	18	202.08	202.08
16322PA0050108	Rating Area 4	Tobacco User/Non-Tobacco User	19	208.28	208.28
16322PA0050108	Rating Area 4	Tobacco User/Non-Tobacco User	20	214.70	214.70
16322PA0050108	Rating Area 4	Tobacco User/Non-Tobacco User	21	221.34	226.87
16322PA0050108	Rating Area 4	Tobacco User/Non-Tobacco User	22	221.34	226.87
16322PA0050108	Rating Area 4	Tobacco User/Non-Tobacco User	23	221.34	226.87
16322PA0050108	Rating Area 4	Tobacco User/Non-Tobacco User	24	221.34	226.87
16322PA0050108	Rating Area 4	Tobacco User/Non-Tobacco User	25	222.23	227.78
16322PA0050108	Rating Area 4	Tobacco User/Non-Tobacco User	26	226.65	232.32
16322PA0050108	Rating Area 4	Tobacco User/Non-Tobacco User	27	231.96	237.76
16322PA0050108	Rating Area 4	Tobacco User/Non-Tobacco User	28	240.60	246.61
16322PA0050108	Rating Area 4	Tobacco User/Non-Tobacco User	29	247.68	253.87
16322PA0050108	Rating Area 4	Tobacco User/Non-Tobacco User	30	251.22	257.50
16322PA0050108	Rating Area 4	Tobacco User/Non-Tobacco User	31	256.53	262.95
16322PA0050108	Rating Area 4	Tobacco User/Non-Tobacco User	32	261.85	268.39
16322PA0050108	Rating Area 4	Tobacco User/Non-Tobacco User	33	265.17	271.79
16322PA0050108	Rating Area 4	Tobacco User/Non-Tobacco User	34	268.71	275.42
16322PA0050108	Rating Area 4	Tobacco User/Non-Tobacco User	35	270.48	277.24
16322PA0050108	Rating Area 4	Tobacco User/Non-Tobacco User	36	272.25	279.05
16322PA0050108	Rating Area 4	Tobacco User/Non-Tobacco User	37	274.02	280.87
16322PA0050108	Rating Area 4	Tobacco User/Non-Tobacco User	38	275.79	282.68
16322PA0050108	Rating Area 4	Tobacco User/Non-Tobacco User	39	279.33	286.31
16322PA0050108	Rating Area 4	Tobacco User/Non-Tobacco User	40	282.87	289.94
16322PA0050108	Rating Area 4	Tobacco User/Non-Tobacco User	41	288.18	295.39
16322PA0050108	Rating Area 4	Tobacco User/Non-Tobacco User	42	293.28	300.61
16322PA0050108	Rating Area 4	Tobacco User/Non-Tobacco User	43	300.36	307.87
16322PA0050108	Rating Area 4	Tobacco User/Non-Tobacco User	44	309.21	316.94
16322PA0050108	Rating Area 4	Tobacco User/Non-Tobacco User	45	319.61	327.61
16322PA0050108	Rating Area 4	Tobacco User/Non-Tobacco User	46	332.01	340.31
16322PA0050108	Rating Area 4	Tobacco User/Non-Tobacco User	47	345.95	354.60
16322PA0050108	Rating Area 4	Tobacco User/Non-Tobacco User	48	361.89	370.94
16322PA0050108	Rating Area 4	Tobacco User/Non-Tobacco User	49	377.61	387.05
16322PA0050108	Rating Area 4	Tobacco User/Non-Tobacco User	50	395.31	405.20
16322PA0050108	Rating Area 4	Tobacco User/Non-Tobacco User	51	412.80	423.12
16322PA0050108	Rating Area 4	Tobacco User/Non-Tobacco User	52	432.06	442.86
16322PA0050108	Rating Area 4	Tobacco User/Non-Tobacco User	53	451.53	462.82
16322PA0050108	Rating Area 4	Tobacco User/Non-Tobacco User	54	472.56	484.37
16322PA0050108	Rating Area 4	Tobacco User/Non-Tobacco User	55	493.59	505.93
16322PA0050108	Rating Area 4	Tobacco User/Non-Tobacco User	56	516.39	529.30
16322PA0050108	Rating Area 4	Tobacco User/Non-Tobacco User	57	539.41	552.89
16322PA0050108	Rating Area 4	Tobacco User/Non-Tobacco User	58	563.97	578.07
16322PA0050108	Rating Area 4	Tobacco User/Non-Tobacco User	59	576.15	590.55
16322PA0050108	Rating Area 4	Tobacco User/Non-Tobacco User	60	600.72	615.73
16322PA0050108	Rating Area 4	Tobacco User/Non-Tobacco User	61	621.97	637.51
16322PA0050108	Rating Area 4	Tobacco User/Non-Tobacco User	62	635.91	651.81
16322PA0050108	Rating Area 4	Tobacco User/Non-Tobacco User	63	653.40	669.73
16322PA0050108	Rating Area 4	Tobacco User/Non-Tobacco User	64 and over	664.02	680.62
16322PA0050111	Rating Area 1	Tobacco User/Non-Tobacco User	0-14	125.82	125.82
16322PA0050111	Rating Area 1	Tobacco User/Non-Tobacco User	15	137.00	137.00
16322PA0050111	Rating Area 1	Tobacco User/Non-Tobacco User	16	141.28	141.28
16322PA0050111	Rating Area 1	Tobacco User/Non-Tobacco User	17	145.56	145.56
16322PA0050111	Rating Area 1	Tobacco User/Non-Tobacco User	18	150.16	150.16
16322PA0050111	Rating Area 1	Tobacco User/Non-Tobacco User	19	154.77	154.77
16322PA0050111	Rating Area 1	Tobacco User/Non-Tobacco User	20	159.54	159.54
16322PA0050111	Rating Area 1	Tobacco User/Non-Tobacco User	21	164.47	168.58
16322PA0050111	Rating Area 1	Tobacco User/Non-Tobacco User	22	164.47	168.58
16322PA0050111	Rating Area 1	Tobacco User/Non-Tobacco User	23	164.47	168.58
16322PA0050111	Rating Area 1	Tobacco User/Non-Tobacco User	24	164.47	168.58

16322PA0050111	Rating Area 1	Tobacco User/Non-Tobacco User	25	165.13	169.26
	Rating Area 1	Tobacco User/Non-Tobacco User	26	168.42	172.63
	Rating Area 1	Tobacco User/Non-Tobacco User	27	172.36	176.67
	Rating Area 1	Tobacco User/Non-Tobacco User	28	178.78	183.25
	Rating Area 1	Tobacco User/Non-Tobacco User	29	184.04	188.64
	Rating Area 1	Tobacco User/Non-Tobacco User	30	186.67	191.34
	Rating Area 1	Tobacco User/Non-Tobacco User	31	190.62	195.39
	Rating Area 1	Tobacco User/Non-Tobacco User	32	194.57	199.43
	Rating Area 1	Tobacco User/Non-Tobacco User	33	197.04	201.96
	Rating Area 1	Tobacco User/Non-Tobacco User	34	199.67	204.66
	Rating Area 1	Tobacco User/Non-Tobacco User	35	200.98	206.01
	Rating Area 1	Tobacco User/Non-Tobacco User	36	202.30	207.36
	Rating Area 1	Tobacco User/Non-Tobacco User	37	203.61	208.70
	Rating Area 1	Tobacco User/Non-Tobacco User	38	204.93	210.05
	Rating Area 1	Tobacco User/Non-Tobacco User	39	207.56	212.75
	Rating Area 1	Tobacco User/Non-Tobacco User	40	210.19	215.45
	Rating Area 1	Tobacco User/Non-Tobacco User	41	214.14	219.49
	Rating Area 1	Tobacco User/Non-Tobacco User	42	217.92	223.37
	Rating Area 1	Tobacco User/Non-Tobacco User	43	223.19	228.77
	Rating Area 1	Tobacco User/Non-Tobacco User	44	229.76	235.51
	Rating Area 1	Tobacco User/Non-Tobacco User	45	237.49	243.43
	Rating Area 1	Tobacco User/Non-Tobacco User	46	246.71	252.87
	Rating Area 1	Tobacco User/Non-Tobacco User	47	257.07	263.49
	Rating Area 1	Tobacco User/Non-Tobacco User	48	268.91	275.63
	Rating Area 1	Tobacco User/Non-Tobacco User	49	280.59	287.60
	Rating Area 1	Tobacco User/Non-Tobacco User	50	293.74	301.09
	Rating Area 1	Tobacco User/Non-Tobacco User	51	306.74	314.40
	Rating Area 1	Tobacco User/Non-Tobacco User	52	321.05	329.07
	Rating Area 1	Tobacco User/Non-Tobacco User	53	335.52	343.91
	Rating Area 1	Tobacco User/Non-Tobacco User	54	351.14	359.92
	Rating Area 1	Tobacco User/Non-Tobacco User	55	366.77	375.94
	Rating Area 1	Tobacco User/Non-Tobacco User	56	383.71	393.30
	Rating Area 1	Tobacco User/Non-Tobacco User	57	400.81	410.83
	Rating Area 1	Tobacco User/Non-Tobacco User	58	419.07	429.55
	Rating Area 1	Tobacco User/Non-Tobacco User	59	428.12	438.82
	Rating Area 1	Tobacco User/Non-Tobacco User	60	446.37	457.53
	Rating Area 1	Tobacco User/Non-Tobacco User	61	462.16	473.71
	Rating Area 1	Tobacco User/Non-Tobacco User	62	472.52	484.34
	Rating Area 1	Tobacco User/Non-Tobacco User	63	485.52	497.65
	Rating Area 1	Tobacco User/Non-Tobacco User	64 and over	493.41	505.75
16322PA0050111	Rating Area 3	Tobacco User/Non-Tobacco User	0-14	166.71	166.71
16322PA0050111	Rating Area 3	Tobacco User/Non-Tobacco User	15	181.53	181.53
16322PA0050111	Rating Area 3	Tobacco User/Non-Tobacco User	16	187.19	187.19
16322PA0050111	Rating Area 3	Tobacco User/Non-Tobacco User	17	192.86	192.86
16322PA0050111	Rating Area 3	Tobacco User/Non-Tobacco User	18	198.96	198.96
16322PA0050111	Rating Area 3	Tobacco User/Non-Tobacco User	19	205.06	205.06
16322PA0050111	Rating Area 3	Tobacco User/Non-Tobacco User	20	211.38	211.38
16322PA0050111	Rating Area 3	Tobacco User/Non-Tobacco User	21	217.92	223.37
16322PA0050111	Rating Area 3	Tobacco User/Non-Tobacco User	22	217.92	223.37
16322PA0050111	Rating Area 3	Tobacco User/Non-Tobacco User	23	217.92	223.37
16322PA0050111	Rating Area 3	Tobacco User/Non-Tobacco User	24	217.92	223.37
16322PA0050111	Rating Area 3	Tobacco User/Non-Tobacco User	25	218.79	224.26
16322PA0050111	Rating Area 3	Tobacco User/Non-Tobacco User	26	223.15	228.73
16322PA0050111	Rating Area 3	Tobacco User/Non-Tobacco User	27	228.38	234.09
16322PA0050111	Rating Area 3	Tobacco User/Non-Tobacco User	28	236.88	242.80
16322PA0050111	Rating Area 3	Tobacco User/Non-Tobacco User	29	243.85	249.95
16322PA0050111	Rating Area 3	Tobacco User/Non-Tobacco User	30	247.34	253.52
16322PA0050111	Rating Area 3	Tobacco User/Non-Tobacco User	31	252.57	258.88
16322PA0050111	Rating Area 3	Tobacco User/Non-Tobacco User	32	257.80	264.24
16322PA0050111	Rating Area 3	Tobacco User/Non-Tobacco User	33	261.07	267.59
16322PA0050111	Rating Area 3	Tobacco User/Non-Tobacco User	34	264.55	271.17
16322PA0050111	Rating Area 3	Tobacco User/Non-Tobacco User	35	266.30	272.96
16322PA0050111	Rating Area 3	Tobacco User/Non-Tobacco User	36	268.04	274.74
16322PA0050111	Rating Area 3	Tobacco User/Non-Tobacco User	37	269.78	276.53
16322PA0050111	Rating Area 3	Tobacco User/Non-Tobacco User	38	271.53	278.32
16322PA0050111	Rating Area 3	Tobacco User/Non-Tobacco User	39	275.02	281.89
16322PA0050111	Rating Area 3	Tobacco User/Non-Tobacco User	40	278.50	285.46
16322PA0050111	Rating Area 3	Tobacco User/Non-Tobacco User	41	283.73	290.83
16322PA0050111	Rating Area 3	Tobacco User/Non-Tobacco User	42	288.74	295.96
16322PA0050111	Rating Area 3	Tobacco User/Non-Tobacco User	43	295.72	303.11
16322PA0050111	Rating Area 3	Tobacco User/Non-Tobacco User	44	304.43	312.05
16322PA0050111	Rating Area 3	Tobacco User/Non-Tobacco User	45	314.68	322.54
16322PA0050111	Rating Area 3	Tobacco User/Non-Tobacco User	46	326.88	335.05
16322PA0050111	Rating Area 3	Tobacco User/Non-Tobacco User	47	340.61	349.12
16322PA0050111	Rating Area 3	Tobacco User/Non-Tobacco User	48	356.30	365.21
16322PA0050111	Rating Area 3	Tobacco User/Non-Tobacco User	49	371.77	381.07
16322PA0050111	Rating Area 3	Tobacco User/Non-Tobacco User	50	389.21	398.94
16322PA0050111	Rating Area 3	Tobacco User/Non-Tobacco User	51	406.42	416.58
16322PA0050111	Rating Area 3	Tobacco User/Non-Tobacco User	52	425.38	436.01
16322PA0050111	Rating Area 3	Tobacco User/Non-Tobacco User	53	444.56	455.67
16322PA0050111	Rating Area 3	Tobacco User/Non-Tobacco User	54	465.26	476.89
16322PA0050111	Rating Area 3	Tobacco User/Non-Tobacco User	55	485.96	498.11
16322PA0050111	Rating Area 3	Tobacco User/Non-Tobacco User	56	508.41	521.12
16322PA0050111	Rating Area 3	Tobacco User/Non-Tobacco User	57	531.07	544.35
16322PA0050111	Rating Area 3	Tobacco User/Non-Tobacco User	58	555.26	569.14
16322PA0050111	Rating Area 3	Tobacco User/Non-Tobacco User	59	567.25	581.43
16322PA0050111	Rating Area 3	Tobacco User/Non-Tobacco User	60	591.43	606.22
16322PA0050111	Rating Area 3	Tobacco User/Non-Tobacco User	61	612.36	627.66
16322PA0050111	Rating Area 3	Tobacco User/Non-Tobacco User	62	626.08	641.74
16322PA0050111	Rating Area 3	Tobacco User/Non-Tobacco User	63	643.30	659.38
16322PA0050111	Rating Area 3	Tobacco User/Non-Tobacco User	64 and over	653.76	670.10
16322PA0050111	Rating Area 4	Tobacco User/Non-Tobacco User	0-14	125.82	125.82
16322PA0050111	Rating Area 4	Tobacco User/Non-Tobacco User	15	137.00	137.00
16322PA0050111	Rating Area 4	Tobacco User/Non-Tobacco User	16	141.28	141.28
16322PA0050111	Rating Area 4	Tobacco User/Non-Tobacco User	17	145.56	145.56
16322PA0050111	Rating Area 4	Tobacco User/Non-Tobacco User	18	150.16	150.16
16322PA0050111	Rating Area 4	Tobacco User/Non-Tobacco User	19	154.77	154.77
16322PA0050111	Rating Area 4	Tobacco User/Non-Tobacco User	20	159.54	159.54
16322PA0050111	Rating Area 4	Tobacco User/Non-Tobacco User	21	164.47	168.58
16322PA0050111	Rating Area 4	Tobacco User/Non-Tobacco User	22	164.47	168.58
16322PA0050111	Rating Area 4	Tobacco User/Non-Tobacco User	23	164.47	168.58
16322PA0050111	Rating Area 4	Tobacco User/Non-Tobacco User	24	164.47	168.58
16322PA0050111	Rating Area 4	Tobacco User/Non-Tobacco User	25	165.13	169.26
16322PA0050111	Rating Area 4	Tobacco User/Non-Tobacco User	26	168.42	172.63
16322PA0050111	Rating Area 4	Tobacco User/Non-Tobacco User	27	172.36	176.67
16322PA0050111	Rating Area 4	Tobacco User/Non-Tobacco User	28	178.78	183.25
16322PA0050111	Rating Area 4	Tobacco User/Non-Tobacco User	29	184.04	188.64
16322PA0050111	Rating Area 4	Tobacco User/Non-Tobacco User	30	186.67	191.34
16322PA0050111	Rating Area 4	Tobacco User/Non-Tobacco User	31	190.62	195.39
16322PA0050111	Rating Area 4	Tobacco User/Non-Tobacco User	32	194.57	199.43
16322PA0050111	Rating Area 4	Tobacco User/Non-Tobacco User	33	197.04	201.96
16322PA0050111	Rating Area 4	Tobacco User/Non-Tobacco User	34	199.67	204.66
16322PA0050111	Rating Area 4	Tobacco User/Non-Tobacco User	35	200.98	206.01
16322PA0050111	Rating Area 4	Tobacco User/Non-Tobacco User	36	202.30	207.36
16322PA0050111	Rating Area 4	Tobacco User/Non-Tobacco User	37	203.61	208.70
16322PA0050111	Rating Area 4	Tobacco User/Non-Tobacco User	38	204.93	210.05
16322PA0050111	Rating Area 4	Tobacco User/Non-Tobacco User	39	207.56	212.75
16322PA0050111	Rating Area 4	Tobacco User/Non-Tobacco User	40	210.19	215.45
16322PA0050111	Rating Area 4	Tobacco User/Non-Tobacco User	41	214.14	219.49
16322PA0050111	Rating Area 4	Tobacco User/Non-Tobacco User	42	217.92	223.37
16322PA0050111	Rating Area 4	Tobacco User/Non-Tobacco User	43	223.19	228.77
16322PA0050111	Rating Area 4	Tobacco User/Non-Tobacco User	44	229.76	235.51
16322PA0050111	Rating Area 4	Tobacco User/Non-Tobacco User	45	237.49	243.43
16322PA0050111	Rating Area 4	Tobacco User/Non-Tobacco User	46	246.71	252.87
16322PA0050111	Rating Area 4	Tobacco User/Non-Tobacco User	47	257.07	263.49
16322PA0050111	Rating Area 4	Tobacco User/Non-Tobacco User	48	268.91	275.63
16322PA0050111	Rating Area 4	Tobacco User/Non-Tobacco User	49	280.59	287.60
16322PA0050111	Rating Area 4	Tobacco User/Non-Tobacco User	50	293.74	301.09
16322PA0050111	Rating Area 4	Tobacco User/Non-Tobacco User	51	306.74	314.40
16322PA0050111	Rating Area 4	Tobacco User/Non-Tobacco User	52	321.05	329.07

	16322PA0050111	Rating Area 4	Tobacco User/Non-Tobacco User	53	335.52	343.91
	16322PA0050111	Rating Area 4	Tobacco User/Non-Tobacco User	54	351.14	359.92
	16322PA0050111	Rating Area 4	Tobacco User/Non-Tobacco User	55	366.77	375.94
	16322PA0050111	Rating Area 4	Tobacco User/Non-Tobacco User	56	383.71	393.30
	16322PA0050111	Rating Area 4	Tobacco User/Non-Tobacco User	57	400.81	410.83
	16322PA0050111	Rating Area 4	Tobacco User/Non-Tobacco User	58	419.07	429.55
	16322PA0050111	Rating Area 4	Tobacco User/Non-Tobacco User	59	428.12	438.82
	16322PA0050111	Rating Area 4	Tobacco User/Non-Tobacco User	60	446.37	457.53
	16322PA0050111	Rating Area 4	Tobacco User/Non-Tobacco User	61	462.16	473.71
	16322PA0050111	Rating Area 4	Tobacco User/Non-Tobacco User	62	472.52	484.34
	16322PA0050111	Rating Area 4	Tobacco User/Non-Tobacco User	63	485.52	497.65
	16322PA0050111	Rating Area 4	Tobacco User/Non-Tobacco User	64 and over	493.41	505.75
	16322PA0050111	Rating Area 5	Tobacco User/Non-Tobacco User	0-14	125.82	125.82
	16322PA0050111	Rating Area 5	Tobacco User/Non-Tobacco User	15	137.00	137.00
	16322PA0050111	Rating Area 5	Tobacco User/Non-Tobacco User	16	141.28	141.28
	16322PA0050111	Rating Area 5	Tobacco User/Non-Tobacco User	17	145.56	145.56
	16322PA0050111	Rating Area 5	Tobacco User/Non-Tobacco User	18	150.16	150.16
	16322PA0050111	Rating Area 5	Tobacco User/Non-Tobacco User	19	154.77	154.77
	16322PA0050111	Rating Area 5	Tobacco User/Non-Tobacco User	20	159.54	159.54
	16322PA0050111	Rating Area 5	Tobacco User/Non-Tobacco User	21	164.47	168.58
	16322PA0050111	Rating Area 5	Tobacco User/Non-Tobacco User	22	164.47	168.58
	16322PA0050111	Rating Area 5	Tobacco User/Non-Tobacco User	23	164.47	168.58
	16322PA0050111	Rating Area 5	Tobacco User/Non-Tobacco User	24	164.47	168.58
	16322PA0050111	Rating Area 5	Tobacco User/Non-Tobacco User	25	165.13	169.26
	16322PA0050111	Rating Area 5	Tobacco User/Non-Tobacco User	26	168.42	172.63
	16322PA0050111	Rating Area 5	Tobacco User/Non-Tobacco User	27	172.36	176.67
	16322PA0050111	Rating Area 5	Tobacco User/Non-Tobacco User	28	178.78	183.25
	16322PA0050111	Rating Area 5	Tobacco User/Non-Tobacco User	29	184.04	188.64
	16322PA0050111	Rating Area 5	Tobacco User/Non-Tobacco User	30	186.67	191.34
	16322PA0050111	Rating Area 5	Tobacco User/Non-Tobacco User	31	190.62	195.39
	16322PA0050111	Rating Area 5	Tobacco User/Non-Tobacco User	32	194.57	199.43
	16322PA0050111	Rating Area 5	Tobacco User/Non-Tobacco User	33	197.04	201.96
	16322PA0050111	Rating Area 5	Tobacco User/Non-Tobacco User	34	199.67	204.66
	16322PA0050111	Rating Area 5	Tobacco User/Non-Tobacco User	35	200.98	206.01
	16322PA0050111	Rating Area 5	Tobacco User/Non-Tobacco User	36	202.30	207.36
	16322PA0050111	Rating Area 5	Tobacco User/Non-Tobacco User	37	203.61	208.70
	16322PA0050111	Rating Area 5	Tobacco User/Non-Tobacco User	38	204.93	210.05
	16322PA0050111	Rating Area 5	Tobacco User/Non-Tobacco User	39	207.56	212.75
	16322PA0050111	Rating Area 5	Tobacco User/Non-Tobacco User	40	210.19	215.45
	16322PA0050111	Rating Area 5	Tobacco User/Non-Tobacco User	41	214.14	219.49
	16322PA0050111	Rating Area 5	Tobacco User/Non-Tobacco User	42	217.92	223.37
	16322PA0050111	Rating Area 5	Tobacco User/Non-Tobacco User	43	223.19	228.77
	16322PA0050111	Rating Area 5	Tobacco User/Non-Tobacco User	44	229.76	235.51
	16322PA0050111	Rating Area 5	Tobacco User/Non-Tobacco User	45	237.49	243.43
	16322PA0050111	Rating Area 5	Tobacco User/Non-Tobacco User	46	246.71	252.87
	16322PA0050111	Rating Area 5	Tobacco User/Non-Tobacco User	47	257.07	263.49
	16322PA0050111	Rating Area 5	Tobacco User/Non-Tobacco User	48	268.91	275.63
	16322PA0050111	Rating Area 5	Tobacco User/Non-Tobacco User	49	280.59	287.60
	16322PA0050111	Rating Area 5	Tobacco User/Non-Tobacco User	50	293.74	301.09
	16322PA0050111	Rating Area 5	Tobacco User/Non-Tobacco User	51	306.74	314.40
	16322PA0050111	Rating Area 5	Tobacco User/Non-Tobacco User	52	321.05	329.07
	16322PA0050111	Rating Area 5	Tobacco User/Non-Tobacco User	53	335.52	343.91
	16322PA0050111	Rating Area 5	Tobacco User/Non-Tobacco User	54	351.14	359.92
	16322PA0050111	Rating Area 5	Tobacco User/Non-Tobacco User	55	366.77	375.94
	16322PA0050111	Rating Area 5	Tobacco User/Non-Tobacco User	56	383.71	393.30
	16322PA0050111	Rating Area 5	Tobacco User/Non-Tobacco User	57	400.81	410.83
	16322PA0050111	Rating Area 5	Tobacco User/Non-Tobacco User	58	419.07	429.55
	16322PA0050111	Rating Area 5	Tobacco User/Non-Tobacco User	59	428.12	438.82
	16322PA0050111	Rating Area 5	Tobacco User/Non-Tobacco User	60	446.37	457.53
	16322PA0050111	Rating Area 5	Tobacco User/Non-Tobacco User	61	462.16	473.71
16322PA0050111	Rating Area 5	Tobacco User/Non-Tobacco User	62	472.52	484.34	
16322PA0050111	Rating Area 5	Tobacco User/Non-Tobacco User	63	485.52	497.65	
16322PA0050111	Rating Area 5	Tobacco User/Non-Tobacco User	64 and over	493.41	505.75	
	16322PA0050112	Rating Area 4	Tobacco User/Non-Tobacco User	0-14	133.00	133.00
	16322PA0050112	Rating Area 4	Tobacco User/Non-Tobacco User	15	144.82	144.82
	16322PA0050112	Rating Area 4	Tobacco User/Non-Tobacco User	16	149.34	149.34
	16322PA0050112	Rating Area 4	Tobacco User/Non-Tobacco User	17	153.86	153.86
	16322PA0050112	Rating Area 4	Tobacco User/Non-Tobacco User	18	158.73	158.73
	16322PA0050112	Rating Area 4	Tobacco User/Non-Tobacco User	19	163.59	163.59
	16322PA0050112	Rating Area 4	Tobacco User/Non-Tobacco User	20	168.63	168.63
	16322PA0050112	Rating Area 4	Tobacco User/Non-Tobacco User	21	173.85	178.20
	16322PA0050112	Rating Area 4	Tobacco User/Non-Tobacco User	22	173.85	178.20
	16322PA0050112	Rating Area 4	Tobacco User/Non-Tobacco User	23	173.85	178.20
	16322PA0050112	Rating Area 4	Tobacco User/Non-Tobacco User	24	173.85	178.20
	16322PA0050112	Rating Area 4	Tobacco User/Non-Tobacco User	25	174.55	178.91
	16322PA0050112	Rating Area 4	Tobacco User/Non-Tobacco User	26	178.02	182.47
	16322PA0050112	Rating Area 4	Tobacco User/Non-Tobacco User	27	182.19	186.75
	16322PA0050112	Rating Area 4	Tobacco User/Non-Tobacco User	28	188.97	193.70
	16322PA0050112	Rating Area 4	Tobacco User/Non-Tobacco User	29	194.54	199.40
	16322PA0050112	Rating Area 4	Tobacco User/Non-Tobacco User	30	197.32	202.25
	16322PA0050112	Rating Area 4	Tobacco User/Non-Tobacco User	31	201.49	206.53
	16322PA0050112	Rating Area 4	Tobacco User/Non-Tobacco User	32	205.66	210.81
	16322PA0050112	Rating Area 4	Tobacco User/Non-Tobacco User	33	208.27	213.48
	16322PA0050112	Rating Area 4	Tobacco User/Non-Tobacco User	34	211.05	216.33
	16322PA0050112	Rating Area 4	Tobacco User/Non-Tobacco User	35	212.44	217.76
	16322PA0050112	Rating Area 4	Tobacco User/Non-Tobacco User	36	213.84	219.18
	16322PA0050112	Rating Area 4	Tobacco User/Non-Tobacco User	37	215.23	220.61
	16322PA0050112	Rating Area 4	Tobacco User/Non-Tobacco User	38	216.62	222.03
	16322PA0050112	Rating Area 4	Tobacco User/Non-Tobacco User	39	219.40	224.88
	16322PA0050112	Rating Area 4	Tobacco User/Non-Tobacco User	40	222.18	227.73
	16322PA0050112	Rating Area 4	Tobacco User/Non-Tobacco User	41	226.35	232.01
	16322PA0050112	Rating Area 4	Tobacco User/Non-Tobacco User	42	230.35	236.11
	16322PA0050112	Rating Area 4	Tobacco User/Non-Tobacco User	43	235.91	241.81
	16322PA0050112	Rating Area 4	Tobacco User/Non-Tobacco User	44	242.87	248.94
	16322PA0050112	Rating Area 4	Tobacco User/Non-Tobacco User	45	251.04	257.32
	16322PA0050112	Rating Area 4	Tobacco User/Non-Tobacco User	46	260.78	267.29
	16322PA0050112	Rating Area 4	Tobacco User/Non-Tobacco User	47	271.73	278.52
	16322PA0050112	Rating Area 4	Tobacco User/Non-Tobacco User	48	284.24	291.35
	16322PA0050112	Rating Area 4	Tobacco User/Non-Tobacco User	49	296.59	304.00
	16322PA0050112	Rating Area 4	Tobacco User/Non-Tobacco User	50	310.50	318.26
	16322PA0050112	Rating Area 4	Tobacco User/Non-Tobacco User	51	324.23	332.34
	16322PA0050112	Rating Area 4	Tobacco User/Non-Tobacco User	52	339.36	347.84
	16322PA0050112	Rating Area 4	Tobacco User/Non-Tobacco User	53	354.65	363.52
	16322PA0050112	Rating Area 4	Tobacco User/Non-Tobacco User	54	371.17	380.45
	16322PA0050112	Rating Area 4	Tobacco User/Non-Tobacco User	55	387.69	397.38
	16322PA0050112	Rating Area 4	Tobacco User/Non-Tobacco User	56	405.59	415.73
	16322PA0050112	Rating Area 4	Tobacco User/Non-Tobacco User	57	423.67	434.26
	16322PA0050112	Rating Area 4	Tobacco User/Non-Tobacco User	58	442.97	454.04
	16322PA0050112	Rating Area 4	Tobacco User/Non-Tobacco User	59	452.53	463.84
	16322PA0050112	Rating Area 4	Tobacco User/Non-Tobacco User	60	471.83	483.62
	16322PA0050112	Rating Area 4	Tobacco User/Non-Tobacco User	61	488.52	500.73
16322PA0050112	Rating Area 4	Tobacco User/Non-Tobacco User	62	499.47	511.96	
16322PA0050112	Rating Area 4	Tobacco User/Non-Tobacco User	63	513.21	526.04	
16322PA0050112	Rating Area 4	Tobacco User/Non-Tobacco User	64 and over	521.55	534.59	
	16322PA0050120	Rating Area 4	Tobacco User/Non-Tobacco User	0-14	176.29	176.29
	16322PA0050120	Rating Area 4	Tobacco User/Non-Tobacco User	15	191.96	191.96
	16322PA0050120	Rating Area 4	Tobacco User/Non-Tobacco User	16	197.96	197.96
	16322PA0050120	Rating Area 4	Tobacco User/Non-Tobacco User	17	203.95	203.95
	16322PA0050120	Rating Area 4	Tobacco User/Non-Tobacco User	18	210.40	210.40
	16322PA0050120	Rating Area 4	Tobacco User/Non-Tobacco User	19	216.85	216.85
	16322PA0050120	Rating Area 4	Tobacco User/Non-Tobacco User	20	223.54	223.54
	16322PA0050120	Rating Area 4	Tobacco User/Non-Tobacco User	21	230.45	236.21
	16322PA0050120	Rating Area 4	Tobacco User/Non-Tobacco User	22	230.45	236.21
	16322PA0050120	Rating Area 4	Tobacco User/Non-Tobacco User	23	230.45	236.21
	16322PA0050120	Rating Area 4	Tobacco User/Non-Tobacco User	24	230.45	236.21
	16322PA0050120	Rating Area 4	Tobacco User/Non-Tobacco User	25	231.37	237.16
	16322PA0050120	Rating Area 4	Tobacco User/Non-Tobacco User	26	235.98	241.88
	16322PA0050120	Rating Area 4	Tobacco User/Non-Tobacco User	27	241.51	247.55
	16322PA0050120	Rating Area 4	Tobacco User/Non-Tobacco User	28	250.50	256.76
	16322PA0050120	Rating Area 4	Tobacco User/Non-Tobacco User	29	257.87	264.32

	16322PA0050120	Rating Area 4	Tobacco User/Non-Tobacco User	30	261.56	268.10
	16322PA0050120	Rating Area 4	Tobacco User/Non-Tobacco User	31	267.09	273.77
	16322PA0050120	Rating Area 4	Tobacco User/Non-Tobacco User	32	272.62	279.44
	16322PA0050120	Rating Area 4	Tobacco User/Non-Tobacco User	33	276.08	282.98
	16322PA0050120	Rating Area 4	Tobacco User/Non-Tobacco User	34	279.77	286.76
	16322PA0050120	Rating Area 4	Tobacco User/Non-Tobacco User	35	281.61	288.65
	16322PA0050120	Rating Area 4	Tobacco User/Non-Tobacco User	36	283.45	290.54
	16322PA0050120	Rating Area 4	Tobacco User/Non-Tobacco User	37	285.30	292.43
	16322PA0050120	Rating Area 4	Tobacco User/Non-Tobacco User	38	287.14	294.32
	16322PA0050120	Rating Area 4	Tobacco User/Non-Tobacco User	39	290.83	298.10
	16322PA0050120	Rating Area 4	Tobacco User/Non-Tobacco User	40	294.52	301.88
	16322PA0050120	Rating Area 4	Tobacco User/Non-Tobacco User	41	300.05	307.55
	16322PA0050120	Rating Area 4	Tobacco User/Non-Tobacco User	42	305.35	312.98
	16322PA0050120	Rating Area 4	Tobacco User/Non-Tobacco User	43	312.72	320.54
	16322PA0050120	Rating Area 4	Tobacco User/Non-Tobacco User	44	321.94	329.99
	16322PA0050120	Rating Area 4	Tobacco User/Non-Tobacco User	45	332.77	341.09
	16322PA0050120	Rating Area 4	Tobacco User/Non-Tobacco User	46	345.68	354.32
	16322PA0050120	Rating Area 4	Tobacco User/Non-Tobacco User	47	360.19	369.20
	16322PA0050120	Rating Area 4	Tobacco User/Non-Tobacco User	48	376.79	386.21
	16322PA0050120	Rating Area 4	Tobacco User/Non-Tobacco User	49	393.15	402.98
	16322PA0050120	Rating Area 4	Tobacco User/Non-Tobacco User	50	411.58	421.87
	16322PA0050120	Rating Area 4	Tobacco User/Non-Tobacco User	51	429.79	440.53
	16322PA0050120	Rating Area 4	Tobacco User/Non-Tobacco User	52	449.84	461.08
	16322PA0050120	Rating Area 4	Tobacco User/Non-Tobacco User	53	470.12	481.87
	16322PA0050120	Rating Area 4	Tobacco User/Non-Tobacco User	54	492.01	504.31
	16322PA0050120	Rating Area 4	Tobacco User/Non-Tobacco User	55	513.90	526.75
	16322PA0050120	Rating Area 4	Tobacco User/Non-Tobacco User	56	537.64	551.08
	16322PA0050120	Rating Area 4	Tobacco User/Non-Tobacco User	57	561.61	575.65
	16322PA0050120	Rating Area 4	Tobacco User/Non-Tobacco User	58	587.19	601.87
	16322PA0050120	Rating Area 4	Tobacco User/Non-Tobacco User	59	599.86	614.86
	16322PA0050120	Rating Area 4	Tobacco User/Non-Tobacco User	60	625.44	641.08
	16322PA0050120	Rating Area 4	Tobacco User/Non-Tobacco User	61	647.56	663.75
	16322PA0050120	Rating Area 4	Tobacco User/Non-Tobacco User	62	662.08	678.63
	16322PA0050120	Rating Area 4	Tobacco User/Non-Tobacco User	63	680.29	697.30
	16322PA0050120	Rating Area 4	Tobacco User/Non-Tobacco User	64 and over	691.35	708.63
	16322PA0050121	Rating Area 1	Tobacco User/Non-Tobacco User	0-14	166.78	166.78
	16322PA0050121	Rating Area 1	Tobacco User/Non-Tobacco User	15	181.60	181.60
	16322PA0050121	Rating Area 1	Tobacco User/Non-Tobacco User	16	187.27	187.27
	16322PA0050121	Rating Area 1	Tobacco User/Non-Tobacco User	17	192.94	192.94
	16322PA0050121	Rating Area 1	Tobacco User/Non-Tobacco User	18	199.04	199.04
	16322PA0050121	Rating Area 1	Tobacco User/Non-Tobacco User	19	205.15	205.15
	16322PA0050121	Rating Area 1	Tobacco User/Non-Tobacco User	20	211.47	211.47
	16322PA0050121	Rating Area 1	Tobacco User/Non-Tobacco User	21	218.01	223.46
	16322PA0050121	Rating Area 1	Tobacco User/Non-Tobacco User	22	218.01	223.46
	16322PA0050121	Rating Area 1	Tobacco User/Non-Tobacco User	23	218.01	223.46
	16322PA0050121	Rating Area 1	Tobacco User/Non-Tobacco User	24	218.01	223.46
	16322PA0050121	Rating Area 1	Tobacco User/Non-Tobacco User	25	218.88	224.35
	16322PA0050121	Rating Area 1	Tobacco User/Non-Tobacco User	26	223.24	228.82
	16322PA0050121	Rating Area 1	Tobacco User/Non-Tobacco User	27	228.47	234.19
	16322PA0050121	Rating Area 1	Tobacco User/Non-Tobacco User	28	236.98	242.90
	16322PA0050121	Rating Area 1	Tobacco User/Non-Tobacco User	29	243.95	250.05
	16322PA0050121	Rating Area 1	Tobacco User/Non-Tobacco User	30	247.44	253.63
	16322PA0050121	Rating Area 1	Tobacco User/Non-Tobacco User	31	252.67	258.99
	16322PA0050121	Rating Area 1	Tobacco User/Non-Tobacco User	32	257.91	264.35
	16322PA0050121	Rating Area 1	Tobacco User/Non-Tobacco User	33	261.18	267.71
	16322PA0050121	Rating Area 1	Tobacco User/Non-Tobacco User	34	264.66	271.28
	16322PA0050121	Rating Area 1	Tobacco User/Non-Tobacco User	35	266.41	273.07
	16322PA0050121	Rating Area 1	Tobacco User/Non-Tobacco User	36	268.15	274.86
	16322PA0050121	Rating Area 1	Tobacco User/Non-Tobacco User	37	269.90	276.64
	16322PA0050121	Rating Area 1	Tobacco User/Non-Tobacco User	38	271.64	278.43
	16322PA0050121	Rating Area 1	Tobacco User/Non-Tobacco User	39	275.13	282.01
	16322PA0050121	Rating Area 1	Tobacco User/Non-Tobacco User	40	278.62	285.58
	16322PA0050121	Rating Area 1	Tobacco User/Non-Tobacco User	41	283.85	290.95
	16322PA0050121	Rating Area 1	Tobacco User/Non-Tobacco User	42	288.86	296.08
	16322PA0050121	Rating Area 1	Tobacco User/Non-Tobacco User	43	295.84	303.24
	16322PA0050121	Rating Area 1	Tobacco User/Non-Tobacco User	44	304.56	312.17
	16322PA0050121	Rating Area 1	Tobacco User/Non-Tobacco User	45	314.81	322.68
	16322PA0050121	Rating Area 1	Tobacco User/Non-Tobacco User	46	327.02	335.19
	16322PA0050121	Rating Area 1	Tobacco User/Non-Tobacco User	47	340.75	349.27
	16322PA0050121	Rating Area 1	Tobacco User/Non-Tobacco User	48	356.45	365.36
	16322PA0050121	Rating Area 1	Tobacco User/Non-Tobacco User	49	371.93	381.22
	16322PA0050121	Rating Area 1	Tobacco User/Non-Tobacco User	50	389.37	399.10
	16322PA0050121	Rating Area 1	Tobacco User/Non-Tobacco User	51	406.59	416.75
	16322PA0050121	Rating Area 1	Tobacco User/Non-Tobacco User	52	425.56	436.19
	16322PA0050121	Rating Area 1	Tobacco User/Non-Tobacco User	53	444.74	455.86
	16322PA0050121	Rating Area 1	Tobacco User/Non-Tobacco User	54	465.45	477.09
	16322PA0050121	Rating Area 1	Tobacco User/Non-Tobacco User	55	486.16	498.32
	16322PA0050121	Rating Area 1	Tobacco User/Non-Tobacco User	56	508.62	521.33
	16322PA0050121	Rating Area 1	Tobacco User/Non-Tobacco User	57	531.29	544.57
	16322PA0050121	Rating Area 1	Tobacco User/Non-Tobacco User	58	555.49	569.38
	16322PA0050121	Rating Area 1	Tobacco User/Non-Tobacco User	59	567.48	581.67
	16322PA0050121	Rating Area 1	Tobacco User/Non-Tobacco User	60	591.68	606.47
	16322PA0050121	Rating Area 1	Tobacco User/Non-Tobacco User	61	612.61	627.92
	16322PA0050121	Rating Area 1	Tobacco User/Non-Tobacco User	62	626.34	642.00
	16322PA0050121	Rating Area 1	Tobacco User/Non-Tobacco User	63	643.57	659.65
	16322PA0050121	Rating Area 1	Tobacco User/Non-Tobacco User	64 and over	654.03	670.38
	16322PA0050121	Rating Area 3	Tobacco User/Non-Tobacco User	0-14	220.98	220.98
	16322PA0050121	Rating Area 3	Tobacco User/Non-Tobacco User	15	240.62	240.62
	16322PA0050121	Rating Area 3	Tobacco User/Non-Tobacco User	16	248.13	248.13
	16322PA0050121	Rating Area 3	Tobacco User/Non-Tobacco User	17	255.64	255.64
	16322PA0050121	Rating Area 3	Tobacco User/Non-Tobacco User	18	263.73	263.73
	16322PA0050121	Rating Area 3	Tobacco User/Non-Tobacco User	19	271.82	271.82
	16322PA0050121	Rating Area 3	Tobacco User/Non-Tobacco User	20	280.19	280.19
	16322PA0050121	Rating Area 3	Tobacco User/Non-Tobacco User	21	288.86	296.08
	16322PA0050121	Rating Area 3	Tobacco User/Non-Tobacco User	22	288.86	296.08
	16322PA0050121	Rating Area 3	Tobacco User/Non-Tobacco User	23	288.86	296.08
	16322PA0050121	Rating Area 3	Tobacco User/Non-Tobacco User	24	288.86	296.08
	16322PA0050121	Rating Area 3	Tobacco User/Non-Tobacco User	25	290.02	297.27
	16322PA0050121	Rating Area 3	Tobacco User/Non-Tobacco User	26	295.79	303.19
	16322PA0050121	Rating Area 3	Tobacco User/Non-Tobacco User	27	302.73	310.29
	16322PA0050121	Rating Area 3	Tobacco User/Non-Tobacco User	28	313.99	321.84
	16322PA0050121	Rating Area 3	Tobacco User/Non-Tobacco User	29	323.23	331.32
	16322PA0050121	Rating Area 3	Tobacco User/Non-Tobacco User	30	327.86	336.05
	16322PA0050121	Rating Area 3	Tobacco User/Non-Tobacco User	31	334.79	343.16
	16322PA0050121	Rating Area 3	Tobacco User/Non-Tobacco User	32	341.72	350.26
	16322PA0050121	Rating Area 3	Tobacco User/Non-Tobacco User	33	346.05	354.71
	16322PA0050121	Rating Area 3	Tobacco User/Non-Tobacco User	34	350.68	359.44
	16322PA0050121	Rating Area 3	Tobacco User/Non-Tobacco User	35	352.99	361.81
	16322PA0050121	Rating Area 3	Tobacco User/Non-Tobacco User	36	355.30	364.18
	16322PA0050121	Rating Area 3	Tobacco User/Non-Tobacco User	37	357.61	366.55
	16322PA0050121	Rating Area 3	Tobacco User/Non-Tobacco User	38	359.92	368.92
	16322PA0050121	Rating Area 3	Tobacco User/Non-Tobacco User	39	364.54	373.65
	16322PA0050121	Rating Area 3	Tobacco User/Non-Tobacco User	40	369.16	378.39
	16322PA0050121	Rating Area 3	Tobacco User/Non-Tobacco User	41	376.10	385.50
	16322PA0050121	Rating Area 3	Tobacco User/Non-Tobacco User	42	382.74	392.31
	16322PA0050121	Rating Area 3	Tobacco User/Non-Tobacco User	43	391.98	401.78
	16322PA0050121	Rating Area 3	Tobacco User/Non-Tobacco User	44	403.54	413.63
	16322PA0050121	Rating Area 3	Tobacco User/Non-Tobacco User	45	417.11	427.54
	16322PA0050121	Rating Area 3	Tobacco User/Non-Tobacco User	46	433.29	444.12
	16322PA0050121	Rating Area 3	Tobacco User/Non-Tobacco User	47	451.49	462.78
	16322PA0050121	Rating Area 3	Tobacco User/Non-Tobacco User	48	472.29	484.09
	16322PA0050121	Rating Area 3	Tobacco User/Non-Tobacco User	49	492.80	505.12
	16322PA0050121	Rating Area 3	Tobacco User/Non-Tobacco User	50	515.90	528.80
	16322PA0050121	Rating Area 3	Tobacco User/Non-Tobacco User	51	538.72	552.19
	16322PA0050121	Rating Area 3	Tobacco User/Non-Tobacco User	52	563.85	577.95
	16322PA0050121	Rating Area 3	Tobacco User/Non-Tobacco User	53	589.27	604.01
	16322PA0050121	Rating Area 3	Tobacco User/Non-Tobacco User	54	616.72	632.13
	16322PA0050121	Rating Area 3	Tobacco User/Non-Tobacco User	55	644.16	660.26
	16322PA0050121	Rating Area 3	Tobacco User/Non-Tobacco User	56	673.91	690.76
	16322PA0050121	Rating Area 3	Tobacco User/Non-Tobacco User	57	703.95	721.55

	16322PA0050121	Rating Area 3	Tobacco User/Non-Tobacco User	58	736.02	754.42
	16322PA0050121	Rating Area 3	Tobacco User/Non-Tobacco User	59	751.90	770.70
	16322PA0050121	Rating Area 3	Tobacco User/Non-Tobacco User	60	783.97	803.57
	16322PA0050121	Rating Area 3	Tobacco User/Non-Tobacco User	61	811.70	831.99
	16322PA0050121	Rating Area 3	Tobacco User/Non-Tobacco User	62	829.89	850.64
	16322PA0050121	Rating Area 3	Tobacco User/Non-Tobacco User	63	852.71	874.03
	16322PA0050121	Rating Area 3	Tobacco User/Non-Tobacco User	64 and over	866.58	888.24
	16322PA0050121	Rating Area 4	Tobacco User/Non-Tobacco User	0-14	166.78	166.78
	16322PA0050121	Rating Area 4	Tobacco User/Non-Tobacco User	15	181.60	181.60
	16322PA0050121	Rating Area 4	Tobacco User/Non-Tobacco User	16	187.27	187.27
	16322PA0050121	Rating Area 4	Tobacco User/Non-Tobacco User	17	192.94	192.94
	16322PA0050121	Rating Area 4	Tobacco User/Non-Tobacco User	18	199.04	199.04
	16322PA0050121	Rating Area 4	Tobacco User/Non-Tobacco User	19	205.15	205.15
	16322PA0050121	Rating Area 4	Tobacco User/Non-Tobacco User	20	211.47	211.47
	16322PA0050121	Rating Area 4	Tobacco User/Non-Tobacco User	21	218.01	223.46
	16322PA0050121	Rating Area 4	Tobacco User/Non-Tobacco User	22	218.01	223.46
	16322PA0050121	Rating Area 4	Tobacco User/Non-Tobacco User	23	218.01	223.46
	16322PA0050121	Rating Area 4	Tobacco User/Non-Tobacco User	24	218.01	223.46
	16322PA0050121	Rating Area 4	Tobacco User/Non-Tobacco User	25	218.88	224.35
	16322PA0050121	Rating Area 4	Tobacco User/Non-Tobacco User	26	223.24	228.82
	16322PA0050121	Rating Area 4	Tobacco User/Non-Tobacco User	27	228.47	234.19
	16322PA0050121	Rating Area 4	Tobacco User/Non-Tobacco User	28	236.98	242.90
	16322PA0050121	Rating Area 4	Tobacco User/Non-Tobacco User	29	243.95	250.05
	16322PA0050121	Rating Area 4	Tobacco User/Non-Tobacco User	30	247.44	253.63
	16322PA0050121	Rating Area 4	Tobacco User/Non-Tobacco User	31	252.67	258.99
	16322PA0050121	Rating Area 4	Tobacco User/Non-Tobacco User	32	257.91	264.35
	16322PA0050121	Rating Area 4	Tobacco User/Non-Tobacco User	33	261.18	267.71
	16322PA0050121	Rating Area 4	Tobacco User/Non-Tobacco User	34	264.66	271.28
	16322PA0050121	Rating Area 4	Tobacco User/Non-Tobacco User	35	266.41	273.07
	16322PA0050121	Rating Area 4	Tobacco User/Non-Tobacco User	36	268.15	274.86
	16322PA0050121	Rating Area 4	Tobacco User/Non-Tobacco User	37	269.90	276.64
	16322PA0050121	Rating Area 4	Tobacco User/Non-Tobacco User	38	271.64	278.43
	16322PA0050121	Rating Area 4	Tobacco User/Non-Tobacco User	39	275.13	282.01
	16322PA0050121	Rating Area 4	Tobacco User/Non-Tobacco User	40	278.62	285.58
	16322PA0050121	Rating Area 4	Tobacco User/Non-Tobacco User	41	283.85	290.95
	16322PA0050121	Rating Area 4	Tobacco User/Non-Tobacco User	42	288.86	296.08
	16322PA0050121	Rating Area 4	Tobacco User/Non-Tobacco User	43	295.84	303.24
	16322PA0050121	Rating Area 4	Tobacco User/Non-Tobacco User	44	304.56	312.17
	16322PA0050121	Rating Area 4	Tobacco User/Non-Tobacco User	45	314.81	322.68
	16322PA0050121	Rating Area 4	Tobacco User/Non-Tobacco User	46	327.02	335.19
	16322PA0050121	Rating Area 4	Tobacco User/Non-Tobacco User	47	340.75	349.27
	16322PA0050121	Rating Area 4	Tobacco User/Non-Tobacco User	48	356.45	365.36
	16322PA0050121	Rating Area 4	Tobacco User/Non-Tobacco User	49	371.93	381.22
	16322PA0050121	Rating Area 4	Tobacco User/Non-Tobacco User	50	389.37	399.10
	16322PA0050121	Rating Area 4	Tobacco User/Non-Tobacco User	51	406.59	416.75
	16322PA0050121	Rating Area 4	Tobacco User/Non-Tobacco User	52	425.56	436.19
	16322PA0050121	Rating Area 4	Tobacco User/Non-Tobacco User	53	444.74	455.86
	16322PA0050121	Rating Area 4	Tobacco User/Non-Tobacco User	54	465.45	477.09
	16322PA0050121	Rating Area 4	Tobacco User/Non-Tobacco User	55	486.16	498.32
	16322PA0050121	Rating Area 4	Tobacco User/Non-Tobacco User	56	508.62	521.33
	16322PA0050121	Rating Area 4	Tobacco User/Non-Tobacco User	57	531.29	544.57
	16322PA0050121	Rating Area 4	Tobacco User/Non-Tobacco User	58	555.49	569.38
	16322PA0050121	Rating Area 4				

16322PA0050124	Rating Area 1	Tobacco User/Non-Tobacco User	35	266.98	273.66
	Rating Area 1	Tobacco User/Non-Tobacco User	36	268.73	275.45
	Rating Area 1	Tobacco User/Non-Tobacco User	37	270.48	277.24
	Rating Area 1	Tobacco User/Non-Tobacco User	38	272.23	279.03
	Rating Area 1	Tobacco User/Non-Tobacco User	39	275.72	282.61
	Rating Area 1	Tobacco User/Non-Tobacco User	40	279.22	286.20
	Rating Area 1	Tobacco User/Non-Tobacco User	41	284.46	291.57
	Rating Area 1	Tobacco User/Non-Tobacco User	42	289.49	296.72
	Rating Area 1	Tobacco User/Non-Tobacco User	43	296.48	303.89
	Rating Area 1	Tobacco User/Non-Tobacco User	44	305.22	312.85
	Rating Area 1	Tobacco User/Non-Tobacco User	45	315.49	323.37
	Rating Area 1	Tobacco User/Non-Tobacco User	46	327.72	335.91
	Rating Area 1	Tobacco User/Non-Tobacco User	47	341.48	350.02
	Rating Area 1	Tobacco User/Non-Tobacco User	48	357.21	366.15
	Rating Area 1	Tobacco User/Non-Tobacco User	49	372.73	382.05
	Rating Area 1	Tobacco User/Non-Tobacco User	50	390.21	399.96
	Rating Area 1	Tobacco User/Non-Tobacco User	51	407.47	417.65
	Rating Area 1	Tobacco User/Non-Tobacco User	52	426.47	437.13
	Rating Area 1	Tobacco User/Non-Tobacco User	53	445.70	456.84
	Rating Area 1	Tobacco User/Non-Tobacco User	54	466.45	478.12
	Rating Area 1	Tobacco User/Non-Tobacco User	55	487.21	499.39
	Rating Area 1	Tobacco User/Non-Tobacco User	56	509.71	522.46
	Rating Area 1	Tobacco User/Non-Tobacco User	57	532.44	545.75
	Rating Area 1	Tobacco User/Non-Tobacco User	58	556.69	570.60
	Rating Area 1	Tobacco User/Non-Tobacco User	59	568.70	582.92
	Rating Area 1	Tobacco User/Non-Tobacco User	60	592.95	607.78
	Rating Area 1	Tobacco User/Non-Tobacco User	61	613.93	629.28
	Rating Area 1	Tobacco User/Non-Tobacco User	62	627.69	643.39
	Rating Area 1	Tobacco User/Non-Tobacco User	63	644.95	661.08
	Rating Area 1	Tobacco User/Non-Tobacco User	64 and over	655.44	671.83
16322PA0050124	Rating Area 3	Tobacco User/Non-Tobacco User	0-14	221.45	221.45
16322PA0050124	Rating Area 3	Tobacco User/Non-Tobacco User	15	241.14	241.14
16322PA0050124	Rating Area 3	Tobacco User/Non-Tobacco User	16	248.66	248.66
16322PA0050124	Rating Area 3	Tobacco User/Non-Tobacco User	17	256.19	256.19
16322PA0050124	Rating Area 3	Tobacco User/Non-Tobacco User	18	264.30	264.30
16322PA0050124	Rating Area 3	Tobacco User/Non-Tobacco User	19	272.40	272.40
16322PA0050124	Rating Area 3	Tobacco User/Non-Tobacco User	20	280.80	280.80
16322PA0050124	Rating Area 3	Tobacco User/Non-Tobacco User	21	289.48	296.72
16322PA0050124	Rating Area 3	Tobacco User/Non-Tobacco User	22	289.48	296.72
16322PA0050124	Rating Area 3	Tobacco User/Non-Tobacco User	23	289.48	296.72
16322PA0050124	Rating Area 3	Tobacco User/Non-Tobacco User	24	289.48	296.72
16322PA0050124	Rating Area 3	Tobacco User/Non-Tobacco User	25	290.64	297.90
16322PA0050124	Rating Area 3	Tobacco User/Non-Tobacco User	26	296.43	303.84
16322PA0050124	Rating Area 3	Tobacco User/Non-Tobacco User	27	303.38	310.96
16322PA0050124	Rating Area 3	Tobacco User/Non-Tobacco User	28	314.66	322.53
16322PA0050124	Rating Area 3	Tobacco User/Non-Tobacco User	29	323.93	332.03
16322PA0050124	Rating Area 3	Tobacco User/Non-Tobacco User	30	328.56	336.77
16322PA0050124	Rating Area 3	Tobacco User/Non-Tobacco User	31	335.51	343.90
16322PA0050124	Rating Area 3	Tobacco User/Non-Tobacco User	32	342.45	351.02
16322PA0050124	Rating Area 3	Tobacco User/Non-Tobacco User	33	346.80	355.47
16322PA0050124	Rating Area 3	Tobacco User/Non-Tobacco User	34	351.43	360.21
16322PA0050124	Rating Area 3	Tobacco User/Non-Tobacco User	35	353.74	362.59
16322PA0050124	Rating Area 3	Tobacco User/Non-Tobacco User	36	356.06	364.96
16322PA0050124	Rating Area 3	Tobacco User/Non-Tobacco User	37	358.38	367.34
16322PA0050124	Rating Area 3	Tobacco User/Non-Tobacco User	38	360.69	369.71
16322PA0050124	Rating Area 3	Tobacco User/Non-Tobacco User	39	365.32	374.46
16322PA0050124	Rating Area 3	Tobacco User/Non-Tobacco User	40	369.96	379.20
16322PA0050124	Rating Area 3	Tobacco User/Non-Tobacco User	41	376.90	386.33
16322PA0050124	Rating Area 3	Tobacco User/Non-Tobacco User	42	383.56	393.15
16322PA0050124	Rating Area 3	Tobacco User/Non-Tobacco User	43	392.82	402.64
16322PA0050124	Rating Area 3	Tobacco User/Non-Tobacco User	44	404.40	414.51
16322PA0050124	Rating Area 3	Tobacco User/Non-Tobacco User	45	418.01	428.46
16322PA0050124	Rating Area 3	Tobacco User/Non-Tobacco User	46	434.22	445.08
16322PA0050124	Rating Area 3	Tobacco User/Non-Tobacco User	47	452.46	463.77
16322PA0050124	Rating Area 3	Tobacco User/Non-Tobacco User	48	473.30	485.13
16322PA0050124	Rating Area 3	Tobacco User/Non-Tobacco User	49	493.85	506.20
16322PA0050124	Rating Area 3	Tobacco User/Non-Tobacco User	50	517.01	529.94
16322PA0050124	Rating Area 3	Tobacco User/Non-Tobacco User	51	539.88	553.38
16322PA0050124	Rating Area 3	Tobacco User/Non-Tobacco User	52	565.06	579.19
16322PA0050124	Rating Area 3	Tobacco User/Non-Tobacco User	53	590.54	605.30
16322PA0050124	Rating Area 3	Tobacco User/Non-Tobacco User	54	618.04	633.49
16322PA0050124	Rating Area 3	Tobacco User/Non-Tobacco User	55	645.54	661.68
16322PA0050124	Rating Area 3	Tobacco User/Non-Tobacco User	56	675.36	692.24
16322PA0050124	Rating Area 3	Tobacco User/Non-Tobacco User	57	705.46	723.10
16322PA0050124	Rating Area 3	Tobacco User/Non-Tobacco User	58	737.60	756.03
16322PA0050124	Rating Area 3	Tobacco User/Non-Tobacco User	59	753.52	772.35
16322PA0050124	Rating Area 3	Tobacco User/Non-Tobacco User	60	785.65	805.29
16322PA0050124	Rating Area 3	Tobacco User/Non-Tobacco User	61	813.44	833.77
16322PA0050124	Rating Area 3	Tobacco User/Non-Tobacco User	62	831.68	852.47
16322PA0050124	Rating Area 3	Tobacco User/Non-Tobacco User	63	854.54	875.91
16322PA0050124	Rating Area 3	Tobacco User/Non-Tobacco User	64 and over	868.44	890.15
16322PA0050124	Rating Area 4	Tobacco User/Non-Tobacco User	0-14	167.14	167.14
16322PA0050124	Rating Area 4	Tobacco User/Non-Tobacco User	15	181.99	181.99
16322PA0050124	Rating Area 4	Tobacco User/Non-Tobacco User	16	187.67	187.67
16322PA0050124	Rating Area 4	Tobacco User/Non-Tobacco User	17	193.35	193.35
16322PA0050124	Rating Area 4	Tobacco User/Non-Tobacco User	18	199.47	199.47
16322PA0050124	Rating Area 4	Tobacco User/Non-Tobacco User	19	205.59	205.59
16322PA0050124	Rating Area 4	Tobacco User/Non-Tobacco User	20	211.93	211.93
16322PA0050124	Rating Area 4	Tobacco User/Non-Tobacco User	21	218.48	223.94
16322PA0050124	Rating Area 4	Tobacco User/Non-Tobacco User	22	218.48	223.94
16322PA0050124	Rating Area 4	Tobacco User/Non-Tobacco User	23	218.48	223.94
16322PA0050124	Rating Area 4	Tobacco User/Non-Tobacco User	24	218.48	223.94
16322PA0050124	Rating Area 4	Tobacco User/Non-Tobacco User	25	219.35	224.84
16322PA0050124	Rating Area 4	Tobacco User/Non-Tobacco User	26	223.72	229.32
16322PA0050124	Rating Area 4	Tobacco User/Non-Tobacco User	27	228.97	234.69
16322PA0050124	Rating Area 4	Tobacco User/Non-Tobacco User	28	237.49	243.42
16322PA0050124	Rating Area 4	Tobacco User/Non-Tobacco User	29	244.48	250.59
16322PA0050124	Rating Area 4	Tobacco User/Non-Tobacco User	30	247.97	254.17
16322PA0050124	Rating Area 4	Tobacco User/Non-Tobacco User	31	253.22	259.55
16322PA0050124	Rating Area 4	Tobacco User/Non-Tobacco User	32	258.46	264.92
16322PA0050124	Rating Area 4	Tobacco User/Non-Tobacco User	33	261.74	268.28
16322PA0050124	Rating Area 4	Tobacco User/Non-Tobacco User	34	265.23	271.87
16322PA0050124	Rating Area 4	Tobacco User/Non-Tobacco User	35	266.98	273.66
16322PA0050124	Rating Area 4	Tobacco User/Non-Tobacco User	36	268.73	275.45
16322PA0050124	Rating Area 4	Tobacco User/Non-Tobacco User	37	270.48	277.24
16322PA0050124	Rating Area 4	Tobacco User/Non-Tobacco User	38	272.23	279.03
16322PA0050124	Rating Area 4	Tobacco User/Non-Tobacco User	39	275.72	282.61
16322PA0050124	Rating Area 4	Tobacco User/Non-Tobacco User	40	279.22	286.20
16322PA0050124	Rating Area 4	Tobacco User/Non-Tobacco User	41	284.46	291.57
16322PA0050124	Rating Area 4	Tobacco User/Non-Tobacco User	42	289.49	296.72
16322PA0050124	Rating Area 4	Tobacco User/Non-Tobacco User	43	296.48	303.89
16322PA0050124	Rating Area 4	Tobacco User/Non-Tobacco User	44	305.22	312.85
16322PA0050124	Rating Area 4	Tobacco User/Non-Tobacco User	45	315.49	323.37
16322PA0050124	Rating Area 4	Tobacco User/Non-Tobacco User	46	327.72	335.91
16322PA0050124	Rating Area 4	Tobacco User/Non-Tobacco User	47	341.48	350.02
16322PA0050124	Rating Area 4	Tobacco User/Non-Tobacco User	48	357.21	366.15
16322PA0050124	Rating Area 4	Tobacco User/Non-Tobacco User	49	372.73	382.05
16322PA0050124	Rating Area 4	Tobacco User/Non-Tobacco User	50	390.21	399.96
16322PA0050124	Rating Area 4	Tobacco User/Non-Tobacco User	51	407.47	417.65
16322PA0050124	Rating Area 4	Tobacco User/Non-Tobacco User	52	426.47	437.13
16322PA0050124	Rating Area 4	Tobacco User/Non-Tobacco User	53	445.70	456.84
16322PA0050124	Rating Area 4	Tobacco User/Non-Tobacco User	54	466.45	478.12
16322PA0050124	Rating Area 4	Tobacco User/Non-Tobacco User	55	487.21	499.39
16322PA0050124	Rating Area 4	Tobacco User/Non-Tobacco User	56	509.71	522.46
16322PA0050124	Rating Area 4	Tobacco User/Non-Tobacco User	57	532.44	545.75
16322PA0050124	Rating Area 4	Tobacco User/Non-Tobacco User	58	556.69	570.60
16322PA0050124	Rating Area 4	Tobacco User/Non-Tobacco User	59	568.70	582.92
16322PA0050124	Rating Area 4	Tobacco User/Non-Tobacco User	60	592.95	607.78
16322PA0050124	Rating Area 4	Tobacco User/Non-Tobacco User	61	613.93	629.28
16322PA0050124	Rating Area 4	Tobacco User/Non-Tobacco User	62	627.69	643.39

	16322PA0050124	Rating Area 4	Tobacco User/Non-Tobacco User	63	644.95	661.08
	16322PA0050124	Rating Area 4	Tobacco User/Non-Tobacco User	64 and over	655.44	671.83
	16322PA0050124	Rating Area 5	Tobacco User/Non-Tobacco User	0-14	167.14	167.14
	16322PA0050124	Rating Area 5	Tobacco User/Non-Tobacco User	15	181.99	181.99
	16322PA0050124	Rating Area 5	Tobacco User/Non-Tobacco User	16	187.67	187.67
	16322PA0050124	Rating Area 5	Tobacco User/Non-Tobacco User	17	193.35	193.35
	16322PA0050124	Rating Area 5	Tobacco User/Non-Tobacco User	18	199.47	199.47
	16322PA0050124	Rating Area 5	Tobacco User/Non-Tobacco User	19	205.59	205.59
	16322PA0050124	Rating Area 5	Tobacco User/Non-Tobacco User	20	211.93	211.93
	16322PA0050124	Rating Area 5	Tobacco User/Non-Tobacco User	21	218.48	223.94
	16322PA0050124	Rating Area 5	Tobacco User/Non-Tobacco User	22	218.48	223.94
	16322PA0050124	Rating Area 5	Tobacco User/Non-Tobacco User	23	218.48	223.94
	16322PA0050124	Rating Area 5	Tobacco User/Non-Tobacco User	24	218.48	223.94
	16322PA0050124	Rating Area 5	Tobacco User/Non-Tobacco User	25	219.35	224.84
	16322PA0050124	Rating Area 5	Tobacco User/Non-Tobacco User	26	223.72	229.32
	16322PA0050124	Rating Area 5	Tobacco User/Non-Tobacco User	27	228.97	234.69
	16322PA0050124	Rating Area 5	Tobacco User/Non-Tobacco User	28	237.49	243.42
	16322PA0050124	Rating Area 5	Tobacco User/Non-Tobacco User	29	244.48	250.59
	16322PA0050124	Rating Area 5	Tobacco User/Non-Tobacco User	30	247.97	254.17
	16322PA0050124	Rating Area 5	Tobacco User/Non-Tobacco User	31	253.22	259.55
	16322PA0050124	Rating Area 5	Tobacco User/Non-Tobacco User	32	258.46	264.92
	16322PA0050124	Rating Area 5	Tobacco User/Non-Tobacco User	33	261.74	268.28
	16322PA0050124	Rating Area 5	Tobacco User/Non-Tobacco User	34	265.23	271.87
	16322PA0050124	Rating Area 5	Tobacco User/Non-Tobacco User	35	266.98	273.66
	16322PA0050124	Rating Area 5	Tobacco User/Non-Tobacco User	36	268.73	275.45
	16322PA0050124	Rating Area 5	Tobacco User/Non-Tobacco User	37	270.48	277.24
	16322PA0050124	Rating Area 5	Tobacco User/Non-Tobacco User	38	272.23	279.03
	16322PA0050124	Rating Area 5	Tobacco User/Non-Tobacco User	39	275.72	282.61
	16322PA0050124	Rating Area 5	Tobacco User/Non-Tobacco User	40	279.22	286.20
	16322PA0050124	Rating Area 5	Tobacco User/Non-Tobacco User	41	284.46	291.57
	16322PA0050124	Rating Area 5	Tobacco User/Non-Tobacco User	42	289.49	296.72
	16322PA0050124	Rating Area 5	Tobacco User/Non-Tobacco User	43	296.48	303.89
	16322PA0050124	Rating Area 5	Tobacco User/Non-Tobacco User	44	305.22	312.85
	16322PA0050124	Rating Area 5	Tobacco User/Non-Tobacco User	45	315.49	323.37
	16322PA0050124	Rating Area 5	Tobacco User/Non-Tobacco User	46	327.72	335.91
	16322PA0050124	Rating Area 5	Tobacco User/Non-Tobacco User	47	341.48	350.02
	16322PA0050124	Rating Area 5	Tobacco User/Non-Tobacco User	48	357.21	366.15
	16322PA0050124	Rating Area 5	Tobacco User/Non-Tobacco User	49	372.73	382.05
	16322PA0050124	Rating Area 5	Tobacco User/Non-Tobacco User	50	390.21	399.96
	16322PA0050124	Rating Area 5	Tobacco User/Non-Tobacco User	51	407.47	417.65
	16322PA0050124	Rating Area 5	Tobacco User/Non-Tobacco User	52	426.47	437.13
	16322PA0050124	Rating Area 5	Tobacco User/Non-Tobacco User	53	445.70	456.84
	16322PA0050124	Rating Area 5	Tobacco User/Non-Tobacco User	54	466.45	478.12
	16322PA0050124	Rating Area 5	Tobacco User/Non-Tobacco User	55	487.21	499.39
	16322PA0050124	Rating Area 5	Tobacco User/Non-Tobacco User	56	509.71	522.46
	16322PA0050124	Rating Area 5	Tobacco User/Non-Tobacco User	57	532.44	545.75
	16322PA0050124	Rating Area 5	Tobacco User/Non-Tobacco User	58	556.69	570.60
	16322PA0050124	Rating Area 5	Tobacco User/Non-Tobacco User	59	568.70	582.92
	16322PA0050124	Rating Area 5	Tobacco User/Non-Tobacco User	60	592.95	607.78
	16322PA0050124	Rating Area 5	Tobacco User/Non-Tobacco User	61	613.93	629.28
	16322PA0050124	Rating Area 5	Tobacco User/Non-Tobacco User	62	627.69	643.39
	16322PA0050124	Rating Area 5	Tobacco User/Non-Tobacco User	63	644.95	661.08
	16322PA0050124	Rating Area 5	Tobacco User/Non-Tobacco User	64 and over	655.44	671.83
	16322PA0050125	Rating Area 4	Tobacco User/Non-Tobacco User	0-14	176.67	176.67
	16322PA0050125	Rating Area 4	Tobacco User/Non-Tobacco User	15	192.37	192.37
	16322PA0050125	Rating Area 4	Tobacco User/Non-Tobacco User	16	198.38	198.38
	16322PA0050125	Rating Area 4	Tobacco User/Non-Tobacco User	17	204.38	204.38
	16322PA0050125	Rating Area 4	Tobacco User/Non-Tobacco User	18	210.85	210.85
	16322PA0050125	Rating Area 4	Tobacco User/Non-Tobacco User	19	217.31	217.31
	16322PA0050125	Rating Area 4	Tobacco User/Non-Tobacco User	20	224.01	224.01
	16322PA0050125	Rating Area 4	Tobacco User/Non-Tobacco User	21	230.94	236.71
	16322PA0050125	Rating Area 4	Tobacco User/Non-Tobacco User	22	230.94	236.71
	16322PA0050125	Rating Area 4	Tobacco User/Non-Tobacco User	23	230.94	236.71
	16322PA0050125	Rating Area 4	Tobacco User/Non-Tobacco User	24	230.94	236.71
	16322PA0050125	Rating Area 4	Tobacco User/Non-Tobacco User	25	231.86	237.66
	16322PA0050125	Rating Area 4	Tobacco User/Non-Tobacco User	26	236.48	242.39
	16322PA0050125	Rating Area 4	Tobacco User/Non-Tobacco User	27	242.03	248.08
	16322PA0050125	Rating Area 4	Tobacco User/Non-Tobacco User	28	251.03	257.31
	16322PA0050125	Rating Area 4	Tobacco User/Non-Tobacco User	29	258.42	264.88
	16322PA0050125	Rating Area 4	Tobacco User/Non-Tobacco User	30	262.12	268.67
	16322PA0050125	Rating Area 4	Tobacco User/Non-Tobacco User	31	267.66	274.35
	16322PA0050125	Rating Area 4	Tobacco User/Non-Tobacco User	32	273.20	280.03
	16322PA0050125	Rating Area 4	Tobacco User/Non-Tobacco User	33	276.67	283.58
	16322PA0050125	Rating Area 4	Tobacco User/Non-Tobacco User	34	280.36	287.37
	16322PA0050125	Rating Area 4	Tobacco User/Non-Tobacco User	35	282.21	289.26
	16322PA0050125	Rating Area 4	Tobacco User/Non-Tobacco User	36	284.06	291.16
	16322PA0050125	Rating Area 4	Tobacco User/Non-Tobacco User	37	285.90	293.05
	16322PA0050125	Rating Area 4	Tobacco User/Non-Tobacco User	38	287.75	294.95
	16322PA0050125	Rating Area 4	Tobacco User/Non-Tobacco User	39	291.45	298.73
	16322PA0050125	Rating Area 4	Tobacco User/Non-Tobacco User	40	295.14	302.52
	16322PA0050125	Rating Area 4	Tobacco User/Non-Tobacco User	41	300.68	308.20
	16322PA0050125	Rating Area 4	Tobacco User/Non-Tobacco User	42	306.00	313.65
	16322PA0050125	Rating Area 4	Tobacco User/Non-Tobacco User	43	313.39	321.22
	16322PA0050125	Rating Area 4	Tobacco User/Non-Tobacco User	44	322.62	330.69
	16322PA0050125	Rating Area 4	Tobacco User/Non-Tobacco User	45	333.48	341.81
	16322PA0050125	Rating Area 4	Tobacco User/Non-Tobacco User	46	346.41	355.07
	16322PA0050125	Rating Area 4	Tobacco User/Non-Tobacco User	47	360.96	369.98
	16322PA0050125	Rating Area 4	Tobacco User/Non-Tobacco User	48	377.59	387.03
	16322PA0050125	Rating Area 4	Tobacco User/Non-Tobacco User	49	393.98	403.83
	16322PA0050125	Rating Area 4	Tobacco User/Non-Tobacco User	50	412.46	422.77
	16322PA0050125	Rating Area 4	Tobacco User/Non-Tobacco User	51	430.70	441.47
	16322PA0050125	Rating Area 4	Tobacco User/Non-Tobacco User	52	450.79	462.06
	16322PA0050125	Rating Area 4	Tobacco User/Non-Tobacco User	53	471.12	482.90
	16322PA0050125	Rating Area 4	Tobacco User/Non-Tobacco User	54	493.06	505.38
	16322PA0050125	Rating Area 4	Tobacco User/Non-Tobacco User	55	515.00	527.87
	16322PA0050125	Rating Area 4	Tobacco User/Non-Tobacco User	56	538.78	552.25
	16322PA0050125	Rating Area 4	Tobacco User/Non-Tobacco User	57	562.80	576.87
	16322PA0050125	Rating Area 4	Tobacco User/Non-Tobacco User	58	588.44	603.15
	16322PA0050125	Rating Area 4	Tobacco User/Non-Tobacco User	59	601.14	616.17
	16322PA0050125	Rating Area 4	Tobacco User/Non-Tobacco User	60	626.77	642.44
	16322PA0050125	Rating Area 4	Tobacco User/Non-Tobacco User	61	648.94	665.16
	16322PA0050125	Rating Area 4	Tobacco User/Non-Tobacco User	62	663.49	680.08
	16322PA0050125	Rating Area 4	Tobacco User/Non-Tobacco User	63	681.73	698.78
	16322PA0050125	Rating Area 4	Tobacco User/Non-Tobacco User	64 and over	692.82	710.14
	16322PA0050126	Rating Area 1	Tobacco User/Non-Tobacco User	0-14	222.20	222.20
	16322PA0050126	Rating Area 1	Tobacco User/Non-Tobacco User	15	241.95	241.95
	16322PA0050126	Rating Area 1	Tobacco User/Non-Tobacco User	16	249.51	249.51
	16322PA0050126	Rating Area 1	Tobacco User/Non-Tobacco User	17	257.06	257.06
	16322PA0050126	Rating Area 1	Tobacco User/Non-Tobacco User	18	265.19	265.19
	16322PA0050126	Rating Area 1	Tobacco User/Non-Tobacco User	19	273.32	273.32
	16322PA0050126	Rating Area 1	Tobacco User/Non-Tobacco User	20	281.75	281.75
	16322PA0050126	Rating Area 1	Tobacco User/Non-Tobacco User	21	290.46	297.72
	16322PA0050126	Rating Area 1	Tobacco User/Non-Tobacco User	22	290.46	297.72
	16322PA0050126	Rating Area 1	Tobacco User/Non-Tobacco User	23	290.46	297.72
	16322PA0050126	Rating Area 1	Tobacco User/Non-Tobacco User	24	290.46	297.72
	16322PA0050126	Rating Area 1	Tobacco User/Non-Tobacco User	25	291.62	298.91
	16322PA0050126	Rating Area 1	Tobacco User/Non-Tobacco User	26	297.43	304.87
	16322PA0050126	Rating Area 1	Tobacco User/Non-Tobacco User	27	304.40	312.01
	16322PA0050126	Rating Area 1	Tobacco User/Non-Tobacco User	28	315.73	323.62
	16322PA0050126	Rating Area 1	Tobacco User/Non-Tobacco User	29	325.02	333.15
	16322PA0050126	Rating Area 1	Tobacco User/Non-Tobacco User	30	329.67	337.91
	16322PA0050126	Rating Area 1	Tobacco User/Non-Tobacco User	31	336.64	345.06
	16322PA0050126	Rating Area 1	Tobacco User/Non-Tobacco User	32	343.61	352.20
	16322PA0050126	Rating Area 1	Tobacco User/Non-Tobacco User	33	347.97	356.67
	16322PA0050126	Rating Area 1	Tobacco User/Non-Tobacco User	34	352.62	361.43
	16322PA0050126	Rating Area 1	Tobacco User/Non-Tobacco User	35	354.94	363.82
	16322PA0050126	Rating Area 1	Tobacco User/Non-Tobacco User	36	357.27	366.20
	16322PA0050126	Rating Area 1	Tobacco User/Non-Tobacco User	37	359.59	368.58
	16322PA0050126	Rating Area 1	Tobacco User/Non-Tobacco User	38	361.91	370.96
	16322PA0050126	Rating Area 1	Tobacco User/Non-Tobacco User	39	366.56	375.72

	16322PA0050126	Rating Area 1	Tobacco User/Non-Tobacco User	40	371.21	380.49
	16322PA0050126	Rating Area 1	Tobacco User/Non-Tobacco User	41	378.18	387.63
	16322PA0050126	Rating Area 1	Tobacco User/Non-Tobacco User	42	384.86	394.48
	16322PA0050126	Rating Area 1	Tobacco User/Non-Tobacco User	43	394.15	404.01
	16322PA0050126	Rating Area 1	Tobacco User/Non-Tobacco User	44	405.77	415.92
	16322PA0050126	Rating Area 1	Tobacco User/Non-Tobacco User	45	419.42	429.91
	16322PA0050126	Rating Area 1	Tobacco User/Non-Tobacco User	46	435.69	446.58
	16322PA0050126	Rating Area 1	Tobacco User/Non-Tobacco User	47	453.99	465.34
	16322PA0050126	Rating Area 1	Tobacco User/Non-Tobacco User	48	474.90	486.77
	16322PA0050126	Rating Area 1	Tobacco User/Non-Tobacco User	49	495.52	507.91
	16322PA0050126	Rating Area 1	Tobacco User/Non-Tobacco User	50	518.76	531.73
	16322PA0050126	Rating Area 1	Tobacco User/Non-Tobacco User	51	541.71	555.25
	16322PA0050126	Rating Area 1	Tobacco User/Non-Tobacco User	52	566.98	581.15
	16322PA0050126	Rating Area 1	Tobacco User/Non-Tobacco User	53	592.54	607.35
	16322PA0050126	Rating Area 1	Tobacco User/Non-Tobacco User	54	620.13	635.64
	16322PA0050126	Rating Area 1	Tobacco User/Non-Tobacco User	55	647.73	663.92
	16322PA0050126	Rating Area 1	Tobacco User/Non-Tobacco User	56	677.64	694.58
	16322PA0050126	Rating Area 1	Tobacco User/Non-Tobacco User	57	707.85	725.55
	16322PA0050126	Rating Area 1	Tobacco User/Non-Tobacco User	58	740.09	758.59
	16322PA0050126	Rating Area 1	Tobacco User/Non-Tobacco User	59	756.07	774.97
	16322PA0050126	Rating Area 1	Tobacco User/Non-Tobacco User	60	788.31	808.02
	16322PA0050126	Rating Area 1	Tobacco User/Non-Tobacco User	61	816.19	836.60
	16322PA0050126	Rating Area 1	Tobacco User/Non-Tobacco User	62	834.49	855.35
	16322PA0050126	Rating Area 1	Tobacco User/Non-Tobacco User	63	857.44	878.87
	16322PA0050126	Rating Area 1	Tobacco User/Non-Tobacco User	64 and over	871.38	893.16
	16322PA0050126	Rating Area 3	Tobacco User/Non-Tobacco User	0-14	294.41	294.41
	16322PA0050126	Rating Area 3	Tobacco User/Non-Tobacco User	15	320.58	320.58
	16322PA0050126	Rating Area 3	Tobacco User/Non-Tobacco User	16	330.59	330.59
	16322PA0050126	Rating Area 3	Tobacco User/Non-Tobacco User	17	340.59	340.59
	16322PA0050126	Rating Area 3	Tobacco User/Non-Tobacco User	18	351.37	351.37
	16322PA0050126	Rating Area 3	Tobacco User/Non-Tobacco User	19	362.14	362.14
	16322PA0050126	Rating Area 3	Tobacco User/Non-Tobacco User	20	373.30	373.30
	16322PA0050126	Rating Area 3	Tobacco User/Non-Tobacco User	21	384.85	394.47
	16322PA0050126	Rating Area 3	Tobacco User/Non-Tobacco User	22	384.85	394.47
	16322PA0050126	Rating Area 3	Tobacco User/Non-Tobacco User	23	384.85	394.47
	16322PA0050126	Rating Area 3	Tobacco User/Non-Tobacco User	24	384.85	394.47
	16322PA0050126	Rating Area 3	Tobacco User/Non-Tobacco User	25	386.39	396.05
	16322PA0050126	Rating Area 3	Tobacco User/Non-Tobacco User	26	394.09	403.94
	16322PA0050126	Rating Area 3	Tobacco User/Non-Tobacco User	27	403.32	413.41
	16322PA0050126	Rating Area 3	Tobacco User/Non-Tobacco User	28	418.33	428.79
	16322PA0050126	Rating Area 3	Tobacco User/Non-Tobacco User	29	430.65	441.41
	16322PA0050126	Rating Area 3	Tobacco User/Non-Tobacco User	30	436.80	447.72
	16322PA0050126	Rating Area 3	Tobacco User/Non-Tobacco User	31	446.04	457.19
	16322PA0050126	Rating Area 3	Tobacco User/Non-Tobacco User	32	455.28	466.66
	16322PA0050126	Rating Area 3	Tobacco User/Non-Tobacco User	33	461.05	472.58
	16322PA0050126	Rating Area 3	Tobacco User/Non-Tobacco User	34	467.21	478.89
	16322PA0050126	Rating Area 3	Tobacco User/Non-Tobacco User	35	470.29	482.04
	16322PA0050126	Rating Area 3	Tobacco User/Non-Tobacco User	36	473.37	485.20
	16322PA0050126	Rating Area 3	Tobacco User/Non-Tobacco User	37	476.44	488.36
	16322PA0050126	Rating Area 3	Tobacco User/Non-Tobacco User	38	479.52	491.51
	16322PA0050126	Rating Area 3	Tobacco User/Non-Tobacco User	39	485.68	497.82
	16322PA0050126	Rating Area 3	Tobacco User/Non-Tobacco User	40	491.84	504.13
	16322PA0050126	Rating Area 3	Tobacco User/Non-Tobacco User	41	501.07	513.60
	16322PA0050126	Rating Area 3	Tobacco User/Non-Tobacco User	42	509.93	522.67
	16322PA0050126	Rating Area 3	Tobacco User/Non-Tobacco User	43	522.24	535.30
	16322PA0050126	Rating Area 3	Tobacco User/Non-Tobacco User	44	537.64	551.08
	16322PA0050126	Rating Area 3	Tobacco User/Non-Tobacco User	45	555.72	569.62
	16322PA0050126	Rating Area 3	Tobacco User/Non-Tobacco User	46	577.28	591.71
	16322PA0050126	Rating Area 3	Tobacco User/Non-Tobacco User	47	601.52	616.56
	16322PA0050126	Rating Area 3	Tobacco User/Non-Tobacco User	48	629.23	644.96
	16322PA0050126	Rating Area 3	Tobacco User/Non-Tobacco User	49	656.55	672.97
	16322PA0050126	Rating Area 3	Tobacco User/Non-Tobacco User	50	687.34	704.53
	16322PA0050126	Rating Area 3	Tobacco User/Non-Tobacco User	51	717.75	735.69
	16322PA0050126	Rating Area 3	Tobacco User/Non-Tobacco User	52	751.23	770.01
	16322PA0050126	Rating Area 3	Tobacco User/Non-Tobacco User	53	785.09	804.72
	16322PA0050126	Rating Area 3	Tobacco User/Non-Tobacco User	54	821.65	842.20
	16322PA0050126	Rating Area 3	Tobacco User/Non-Tobacco User	55	858.22	879.67
	16322PA0050126	Rating Area 3	Tobacco User/Non-Tobacco User	56	897.86	920.30
	16322PA0050126	Rating Area 3	Tobacco User/Non-Tobacco User	57	937.88	961.33
	16322PA0050126	Rating Area 3	Tobacco User/Non-Tobacco User	58	980.60	1005.11
	16322PA0050126	Rating Area 3	Tobacco User/Non-Tobacco User	59	1001.76	1026.81
	16322PA0050126	Rating Area 3	Tobacco User/Non-Tobacco User	60	1044.48	1070.59
	16322PA0050126	Rating Area 3	Tobacco User/Non-Tobacco User	61	1081.43	1108.46
	16322PA0050126	Rating Area 3	Tobacco User/Non-Tobacco User	62	1105.67	1133.32
	16322PA0050126	Rating Area 3	Tobacco User/Non-Tobacco User	63	1136.08	1164.48
	16322PA0050126	Rating Area 3	Tobacco User/Non-Tobacco User	64 and over	1154.55	1183.41
	16322PA0050126	Rating Area 4	Tobacco User/Non-Tobacco User	0-14	222.20	222.20
	16322PA0050126	Rating Area 4	Tobacco User/Non-Tobacco User	15	241.95	241.95
	16322PA0050126	Rating Area 4	Tobacco User/Non-Tobacco User	16	249.51	249.51
	16322PA0050126	Rating Area 4	Tobacco User/Non-Tobacco User	17	257.06	257.06
	16322PA0050126	Rating Area 4	Tobacco User/Non-Tobacco User	18	265.19	265.19
	16322PA0050126	Rating Area 4	Tobacco User/Non-Tobacco User	19	273.32	273.32
	16322PA0050126	Rating Area 4	Tobacco User/Non-Tobacco User	20	281.75	281.75
	16322PA0050126	Rating Area 4	Tobacco User/Non-Tobacco User	21	290.46	297.72
	16322PA0050126	Rating Area 4	Tobacco User/Non-Tobacco User	22	290.46	297.72
	16322PA0050126	Rating Area 4	Tobacco User/Non-Tobacco User	23	290.46	297.72
	16322PA0050126	Rating Area 4	Tobacco User/Non-Tobacco User	24	290.46	297.72
	16322PA0050126	Rating Area 4	Tobacco User/Non-Tobacco User	25	291.62	298.91
	16322PA0050126	Rating Area 4	Tobacco User/Non-Tobacco User	26	297.43	304.87
	16322PA0050126	Rating Area 4	Tobacco User/Non-Tobacco User	27	304.40	312.01
	16322PA0050126	Rating Area 4	Tobacco User/Non-Tobacco User	28	315.73	323.62
	16322PA0050126	Rating Area 4	Tobacco User/Non-Tobacco User	29	325.02	333.15
	16322PA0050126	Rating Area 4	Tobacco User/Non-Tobacco User	30	329.67	337.91
	16322PA0050126	Rating Area 4	Tobacco User/Non-Tobacco User	31	336.64	345.06
	16322PA0050126	Rating Area 4	Tobacco User/Non-Tobacco User	32	343.61	352.20
	16322PA0050126	Rating Area 4	Tobacco User/Non-Tobacco User	33	347.97	356.67
	16322PA0050126	Rating Area 4	Tobacco User/Non-Tobacco User	34	352.62	361.43
	16322PA0050126	Rating Area 4	Tobacco User/Non-Tobacco User	35	354.94	363.82
	16322PA0050126	Rating Area 4	Tobacco User/Non-Tobacco User	36	357.27	366.20
	16322PA0050126	Rating Area 4	Tobacco User/Non-Tobacco User	37	359.59	368.58
	16322PA0050126	Rating Area 4	Tobacco User/Non-Tobacco User	38	361.91	370.96
	16322PA0050126	Rating Area 4	Tobacco User/Non-Tobacco User	39	366.56	375.72
	16322PA0050126	Rating Area 4	Tobacco User/Non-Tobacco User	40	371.21	380.49
	16322PA0050126	Rating Area 4	Tobacco User/Non-Tobacco User	41	378.18	387.63
	16322PA0050126	Rating Area 4	Tobacco User/Non-Tobacco User	42	384.86	394.48
	16322PA0050126	Rating Area 4	Tobacco User/Non-Tobacco User	43	394.15	404.01
	16322PA0050126	Rating Area 4	Tobacco User/Non-Tobacco User	44	405.77	415.92
	16322PA0050126	Rating Area 4	Tobacco User/Non-Tobacco User	45	419.42	429.91
	16322PA0050126	Rating Area 4	Tobacco User/Non-Tobacco User	46	435.69	446.58
	16322PA0050126	Rating Area 4	Tobacco User/Non-Tobacco User	47	453.99	465.34
	16322PA0050126	Rating Area 4	Tobacco User/Non-Tobacco User	48	474.90	486.77
	16322PA0050126	Rating Area 4	Tobacco User/Non-Tobacco User	49	495.52	507.91
	16322PA0050126	Rating Area 4	Tobacco User/Non-Tobacco User	50	518.76	531.73
	16322PA0050126	Rating Area 4	Tobacco User/Non-Tobacco User	51	541.71	555.25
	16322PA0050126	Rating Area 4	Tobacco User/Non-Tobacco User	52	566.98	581.15
	16322PA0050126	Rating Area 4	Tobacco User/Non-Tobacco User	53	592.54	607.35
	16322PA0050126	Rating Area 4	Tobacco User/Non-Tobacco User	54	620.13	635.64
	16322PA0050126	Rating Area 4	Tobacco User/Non-Tobacco User	55	647.73	663.92
	16322PA0050126	Rating Area 4	Tobacco User/Non-Tobacco User	56	677.64	694.58
	16322PA0050126	Rating Area 4	Tobacco User/Non-Tobacco User	57	707.85	725.55
	16322PA0050126	Rating Area 4	Tobacco User/Non-Tobacco User	58	740.09	758.59
	16322PA0050126	Rating Area 4	Tobacco User/Non-Tobacco User	59	756.07	774.97
	16322PA0050126	Rating Area 4	Tobacco User/Non-Tobacco User	60	788.31	808.02
	16322PA0050126	Rating Area 4	Tobacco User/Non-Tobacco User	61	816.19	836.60
	16322PA0050126	Rating Area 4	Tobacco User/Non-Tobacco User	62	834.49	855.35
	16322PA0050126	Rating Area 4	Tobacco User/Non-Tobacco User	63	857.44	878.87
	16322PA0050126	Rating Area 4	Tobacco User/Non-Tobacco User	64 and over	871.38	893.16
	16322PA0050126	Rating Area 5	Tobacco User/Non-Tobacco User	0-14	222.20	222.20
	16322PA0050126	Rating Area 5	Tobacco User/Non-Tobacco User	15	241.95	241.95
	16322PA0050126	Rating Area 5	Tobacco User/Non-Tobacco User	16	249.51	249.51

16322PA0050126	Rating Area 5	Tobacco User/Non-Tobacco User	17	257.06	257.06
	Rating Area 5	Tobacco User/Non-Tobacco User	18	265.19	265.19
	Rating Area 5	Tobacco User/Non-Tobacco User	19	273.32	273.32
	Rating Area 5	Tobacco User/Non-Tobacco User	20	281.75	281.75
	Rating Area 5	Tobacco User/Non-Tobacco User	21	290.46	297.72
	Rating Area 5	Tobacco User/Non-Tobacco User	22	290.46	297.72
	Rating Area 5	Tobacco User/Non-Tobacco User	23	290.46	297.72
	Rating Area 5	Tobacco User/Non-Tobacco User	24	290.46	297.72
	Rating Area 5	Tobacco User/Non-Tobacco User	25	291.62	298.91
	Rating Area 5	Tobacco User/Non-Tobacco User	26	297.43	304.87
	Rating Area 5	Tobacco User/Non-Tobacco User	27	304.40	312.01
	Rating Area 5	Tobacco User/Non-Tobacco User	28	315.73	323.62
	Rating Area 5	Tobacco User/Non-Tobacco User	29	325.02	333.15
	Rating Area 5	Tobacco User/Non-Tobacco User	30	329.67	337.91
	Rating Area 5	Tobacco User/Non-Tobacco User	31	336.64	345.06
	Rating Area 5	Tobacco User/Non-Tobacco User	32	343.61	352.20
	Rating Area 5	Tobacco User/Non-Tobacco User	33	347.97	356.67
	Rating Area 5	Tobacco User/Non-Tobacco User	34	352.62	361.43
	Rating Area 5	Tobacco User/Non-Tobacco User	35	354.94	363.82
	Rating Area 5	Tobacco User/Non-Tobacco User	36	357.27	366.20
	Rating Area 5	Tobacco User/Non-Tobacco User	37	359.59	368.58
	Rating Area 5	Tobacco User/Non-Tobacco User	38	361.91	370.96
	Rating Area 5	Tobacco User/Non-Tobacco User	39	366.56	375.72
	Rating Area 5	Tobacco User/Non-Tobacco User	40	371.21	380.49
	Rating Area 5	Tobacco User/Non-Tobacco User	41	378.18	387.63
	Rating Area 5	Tobacco User/Non-Tobacco User	42	384.86	394.48
	Rating Area 5	Tobacco User/Non-Tobacco User	43	394.15	404.01
	Rating Area 5	Tobacco User/Non-Tobacco User	44	405.77	415.92
	Rating Area 5	Tobacco User/Non-Tobacco User	45	419.42	429.91
	Rating Area 5	Tobacco User/Non-Tobacco User	46	435.69	446.58
	Rating Area 5	Tobacco User/Non-Tobacco User	47	453.99	465.34
	Rating Area 5	Tobacco User/Non-Tobacco User	48	474.90	486.77
	Rating Area 5	Tobacco User/Non-Tobacco User	49	495.52	507.91
	Rating Area 5	Tobacco User/Non-Tobacco User	50	518.76	531.73
	Rating Area 5	Tobacco User/Non-Tobacco User	51	541.71	555.25
	Rating Area 5	Tobacco User/Non-Tobacco User	52	566.98	581.15
	Rating Area 5	Tobacco User/Non-Tobacco User	53	592.54	607.35
	Rating Area 5	Tobacco User/Non-Tobacco User	54	620.13	635.64
	Rating Area 5	Tobacco User/Non-Tobacco User	55	647.73	663.92
	Rating Area 5	Tobacco User/Non-Tobacco User	56	677.64	694.58
	Rating Area 5	Tobacco User/Non-Tobacco User	57	707.85	725.55
	Rating Area 5	Tobacco User/Non-Tobacco User	58	740.09	758.59
	Rating Area 5	Tobacco User/Non-Tobacco User	59	756.07	774.97
	Rating Area 5	Tobacco User/Non-Tobacco User	60	788.31	808.02
	Rating Area 5	Tobacco User/Non-Tobacco User	61	816.19	836.60
	Rating Area 5	Tobacco User/Non-Tobacco User	62	834.49	855.35
	Rating Area 5	Tobacco User/Non-Tobacco User	63	857.44	878.87
	Rating Area 5	Tobacco User/Non-Tobacco User	64 and over	871.38	893.16
16322PA0050127	Rating Area 1	Tobacco User/Non-Tobacco User	0-14	231.66	231.66
	Rating Area 1	Tobacco User/Non-Tobacco User	15	252.25	252.25
	Rating Area 1	Tobacco User/Non-Tobacco User	16	260.12	260.12
	Rating Area 1	Tobacco User/Non-Tobacco User	17	268.00	268.00
	Rating Area 1	Tobacco User/Non-Tobacco User	18	276.47	276.47
	Rating Area 1	Tobacco User/Non-Tobacco User	19	284.95	284.95
	Rating Area 1	Tobacco User/Non-Tobacco User	20	293.74	293.74
	Rating Area 1	Tobacco User/Non-Tobacco User	21	302.82	310.39
	Rating Area 1	Tobacco User/Non-Tobacco User	22	302.82	310.39
	Rating Area 1	Tobacco User/Non-Tobacco User	23	302.82	310.39
	Rating Area 1	Tobacco User/Non-Tobacco User	24	302.82	310.39
	Rating Area 1	Tobacco User/Non-Tobacco User	25	304.03	311.63
	Rating Area 1	Tobacco User/Non-Tobacco User	26	310.09	317.84
	Rating Area 1	Tobacco User/Non-Tobacco User	27	317.36	325.29
	Rating Area 1	Tobacco User/Non-Tobacco User	28	329.17	337.39
	Rating Area 1	Tobacco User/Non-Tobacco User	29	338.86	347.33
	Rating Area 1	Tobacco User/Non-Tobacco User	30	343.70	352.29
	Rating Area 1	Tobacco User/Non-Tobacco User	31	350.97	359.74
	Rating Area 1	Tobacco User/Non-Tobacco User	32	358.24	367.19
	Rating Area 1	Tobacco User/Non-Tobacco User	33	362.78	371.85
	Rating Area 1	Tobacco User/Non-Tobacco User	34	367.62	376.81
	Rating Area 1	Tobacco User/Non-Tobacco User	35	370.05	379.30
	Rating Area 1	Tobacco User/Non-Tobacco User	36	372.47	381.78
	Rating Area 1	Tobacco User/Non-Tobacco User	37	374.89	384.26
	Rating Area 1	Tobacco User/Non-Tobacco User	38	377.31	386.75
	Rating Area 1	Tobacco User/Non-Tobacco User	39	382.16	391.71
	Rating Area 1	Tobacco User/Non-Tobacco User	40	387.00	396.68
	Rating Area 1	Tobacco User/Non-Tobacco User	41	394.27	404.13
	Rating Area 1	Tobacco User/Non-Tobacco User	42	401.24	411.27
	Rating Area 1	Tobacco User/Non-Tobacco User	43	410.93	421.20
	Rating Area 1	Tobacco User/Non-Tobacco User	44	423.04	433.62
	Rating Area 1	Tobacco User/Non-Tobacco User	45	437.27	448.20
	Rating Area 1	Tobacco User/Non-Tobacco User	46	454.23	465.59
	Rating Area 1	Tobacco User/Non-Tobacco User	47	473.31	485.14
	Rating Area 1	Tobacco User/Non-Tobacco User	48	495.11	507.49
	Rating Area 1	Tobacco User/Non-Tobacco User	49	516.61	529.53
	Rating Area 1	Tobacco User/Non-Tobacco User	50	540.84	554.36
	Rating Area 1	Tobacco User/Non-Tobacco User	51	564.76	578.88
	Rating Area 1	Tobacco User/Non-Tobacco User	52	591.10	605.88
	Rating Area 1	Tobacco User/Non-Tobacco User	53	617.75	633.20
	Rating Area 1	Tobacco User/Non-Tobacco User	54	646.52	662.68
	Rating Area 1	Tobacco User/Non-Tobacco User	55	675.29	692.17
	Rating Area 1	Tobacco User/Non-Tobacco User	56	706.48	724.14
	Rating Area 1	Tobacco User/Non-Tobacco User	57	737.97	756.42
	Rating Area 1	Tobacco User/Non-Tobacco User	58	771.59	790.87
	Rating Area 1	Tobacco User/Non-Tobacco User	59	788.24	807.95
	Rating Area 1	Tobacco User/Non-Tobacco User	60	821.85	842.40
	Rating Area 1	Tobacco User/Non-Tobacco User	61	850.92	872.20
	Rating Area 1	Tobacco User/Non-Tobacco User	62	870.00	891.75
	Rating Area 1	Tobacco User/Non-Tobacco User	63	893.92	916.27
	Rating Area 1	Tobacco User/Non-Tobacco User	64 and over	908.46	931.17
16322PA0050127	Rating Area 3	Tobacco User/Non-Tobacco User	0-14	306.94	306.94
	Rating Area 3	Tobacco User/Non-Tobacco User	15	334.22	334.22
	Rating Area 3	Tobacco User/Non-Tobacco User	16	344.66	344.66
	Rating Area 3	Tobacco User/Non-Tobacco User	17	355.09	355.09
	Rating Area 3	Tobacco User/Non-Tobacco User	18	366.32	366.32
	Rating Area 3	Tobacco User/Non-Tobacco User	19	377.56	377.56
	Rating Area 3	Tobacco User/Non-Tobacco User	20	389.19	389.19
	Rating Area 3	Tobacco User/Non-Tobacco User	21	401.23	411.26
	Rating Area 3	Tobacco User/Non-Tobacco User	22	401.23	411.26
	Rating Area 3	Tobacco User/Non-Tobacco User	23	401.23	411.26
	Rating Area 3	Tobacco User/Non-Tobacco User	24	401.23	411.26
	Rating Area 3	Tobacco User/Non-Tobacco User	25	402.83	412.91
	Rating Area 3	Tobacco User/Non-Tobacco User	26	410.86	421.13
	Rating Area 3	Tobacco User/Non-Tobacco User	27	420.49	431.00
	Rating Area 3	Tobacco User/Non-Tobacco User	28	436.14	447.04
	Rating Area 3	Tobacco User/Non-Tobacco User	29	448.98	460.20
	Rating Area 3	Tobacco User/Non-Tobacco User	30	455.40	466.78
	Rating Area 3	Tobacco User/Non-Tobacco User	31	465.03	476.65
	Rating Area 3	Tobacco User/Non-Tobacco User	32	474.66	486.52
	Rating Area 3	Tobacco User/Non-Tobacco User	33	480.67	492.69
	Rating Area 3	Tobacco User/Non-Tobacco User	34	487.09	499.27
	Rating Area 3	Tobacco User/Non-Tobacco User	35	490.30	502.56
	Rating Area 3	Tobacco User/Non-Tobacco User	36	493.51	505.85
	Rating Area 3	Tobacco User/Non-Tobacco User	37	496.72	509.14
	Rating Area 3	Tobacco User/Non-Tobacco User	38	499.93	512.43
	Rating Area 3	Tobacco User/Non-Tobacco User	39	506.35	519.01
	Rating Area 3	Tobacco User/Non-Tobacco User	40	512.77	525.59
	Rating Area 3	Tobacco User/Non-Tobacco User	41	522.40	535.46
	Rating Area 3	Tobacco User/Non-Tobacco User	42	531.63	544.92
	Rating Area 3	Tobacco User/Non-Tobacco User	43	544.47	558.08
	Rating Area 3	Tobacco User/Non-Tobacco User	44	560.52	574.53

	16322PA0050127	Rating Area 3	Tobacco User/Non-Tobacco User	45	579.38	593.86
	16322PA0050127	Rating Area 3	Tobacco User/Non-Tobacco User	46	601.85	616.89
	16322PA0050127	Rating Area 3	Tobacco User/Non-Tobacco User	47	627.12	642.80
	16322PA0050127	Rating Area 3	Tobacco User/Non-Tobacco User	48	656.01	672.41
	16322PA0050127	Rating Area 3	Tobacco User/Non-Tobacco User	49	684.50	701.61
	16322PA0050127	Rating Area 3	Tobacco User/Non-Tobacco User	50	716.60	734.51
	16322PA0050127	Rating Area 3	Tobacco User/Non-Tobacco User	51	748.29	767.00
	16322PA0050127	Rating Area 3	Tobacco User/Non-Tobacco User	52	783.20	802.78
	16322PA0050127	Rating Area 3	Tobacco User/Non-Tobacco User	53	818.51	838.97
	16322PA0050127	Rating Area 3	Tobacco User/Non-Tobacco User	54	856.63	878.04
	16322PA0050127	Rating Area 3	Tobacco User/Non-Tobacco User	55	894.74	917.11
	16322PA0050127	Rating Area 3	Tobacco User/Non-Tobacco User	56	936.07	959.47
	16322PA0050127	Rating Area 3	Tobacco User/Non-Tobacco User	57	977.80	1002.24
	16322PA0050127	Rating Area 3	Tobacco User/Non-Tobacco User	58	1022.33	1047.89
	16322PA0050127	Rating Area 3	Tobacco User/Non-Tobacco User	59	1044.40	1070.51
	16322PA0050127	Rating Area 3	Tobacco User/Non-Tobacco User	60	1088.94	1116.16
	16322PA0050127	Rating Area 3	Tobacco User/Non-Tobacco User	61	1127.46	1155.64
	16322PA0050127	Rating Area 3	Tobacco User/Non-Tobacco User	62	1152.73	1181.55
	16322PA0050127	Rating Area 3	Tobacco User/Non-Tobacco User	63	1184.43	1214.04
	16322PA0050127	Rating Area 3	Tobacco User/Non-Tobacco User	64 and over	1203.69	1233.78
	16322PA0050127	Rating Area 4	Tobacco User/Non-Tobacco User	0-14	231.66	231.66
	16322PA0050127	Rating Area 4	Tobacco User/Non-Tobacco User	15	252.25	252.25
	16322PA0050127	Rating Area 4	Tobacco User/Non-Tobacco User	16	260.12	260.12
	16322PA0050127	Rating Area 4	Tobacco User/Non-Tobacco User	17	268.00	268.00
	16322PA0050127	Rating Area 4	Tobacco User/Non-Tobacco User	18	276.47	276.47
	16322PA0050127	Rating Area 4	Tobacco User/Non-Tobacco User	19	284.95	284.95
	16322PA0050127	Rating Area 4	Tobacco User/Non-Tobacco User	20	293.74	293.74
	16322PA0050127	Rating Area 4	Tobacco User/Non-Tobacco User	21	302.82	310.39
	16322PA0050127	Rating Area 4	Tobacco User/Non-Tobacco User	22	302.82	310.39
	16322PA0050127	Rating Area 4	Tobacco User/Non-Tobacco User	23	302.82	310.39
	16322PA0050127	Rating Area 4	Tobacco User/Non-Tobacco User	24	302.82	310.39
	16322PA0050127	Rating Area 4	Tobacco User/Non-Tobacco User	25	304.03	311.63
	16322PA0050127	Rating Area 4	Tobacco User/Non-Tobacco User	26	310.09	317.84
	16322PA0050127	Rating Area 4	Tobacco User/Non-Tobacco User	27	317.36	325.29
	16322PA0050127	Rating Area 4	Tobacco User/Non-Tobacco User	28	329.17	337.39
	16322PA0050127	Rating Area 4	Tobacco User/Non-Tobacco User	29	338.86	347.33
	16322PA0050127	Rating Area 4	Tobacco User/Non-Tobacco User	30	343.70	352.29
	16322PA0050127	Rating Area 4	Tobacco User/Non-Tobacco User	31	350.97	359.74
	16322PA0050127	Rating Area 4	Tobacco User/Non-Tobacco User	32	358.24	367.19
	16322PA0050127	Rating Area 4	Tobacco User/Non-Tobacco User	33	362.78	371.85
	16322PA0050127	Rating Area 4	Tobacco User/Non-Tobacco User	34	367.62	376.81
	16322PA0050127	Rating Area 4	Tobacco User/Non-Tobacco User	35	370.05	379.30
	16322PA0050127	Rating Area 4	Tobacco User/Non-Tobacco User	36	372.47	381.78
	16322PA0050127	Rating Area 4	Tobacco User/Non-Tobacco User	37	374.89	384.26
	16322PA0050127	Rating Area 4	Tobacco User/Non-Tobacco User	38	377.31	386.75
	16322PA0050127	Rating Area 4	Tobacco User/Non-Tobacco User	39	382.16	391.71
	16322PA0050127	Rating Area 4	Tobacco User/Non-Tobacco User	40	387.00	396.68
	16322PA0050127	Rating Area 4	Tobacco User/Non-Tobacco User	41	394.27	404.13
	16322PA0050127	Rating Area 4	Tobacco User/Non-Tobacco User	42	401.24	411.27
	16322PA0050127	Rating Area 4	Tobacco User/Non-Tobacco User	43	410.93	421.20
	16322PA0050127	Rating Area 4	Tobacco User/Non-Tobacco User	44	423.04	433.62
	16322PA0050127	Rating Area 4	Tobacco User/Non-Tobacco User	45	437.27	448.20
	16322PA0050127	Rating Area 4	Tobacco User/Non-Tobacco User	46	454.23	465.59
	16322PA0050127	Rating Area 4	Tobacco User/Non-Tobacco User	47	473.31	485.14
	16322PA0050127	Rating Area 4	Tobacco User/Non-Tobacco User	48	495.11	507.49
	16322PA0050127	Rating Area 4	Tobacco User/Non-Tobacco User	49	516.61	529.53
	16322PA0050127	Rating Area 4	Tobacco User/Non-Tobacco User	50	540.84	554.36
	16322PA0050127	Rating Area 4	Tobacco User/Non-Tobacco User	51	564.76	578.88
	16322PA0050127	Rating Area 4	Tobacco User/Non-Tobacco User	52	591.10	605.88
	16322PA0050127	Rating Area 4	Tobacco User/Non-Tobacco User	53	617.75	633.20
	16322PA0050127	Rating Area 4	Tobacco User/Non-Tobacco User	54	646.52	662.68
	16322PA0050127	Rating Area 4	Tobacco User/Non-Tobacco User	55	675.29	692.17
	16322PA0050127	Rating Area 4	Tobacco User/Non-Tobacco User	56	706.48	724.14
	16322PA0050127	Rating Area 4	Tobacco User/Non-Tobacco User	57	737.97	756.42
	16322PA0050127	Rating Area 4	Tobacco User/Non-Tobacco User	58	771.59	790.87
	16322PA0050127	Rating Area 4	Tobacco User/Non-Tobacco User	59	788.24	807.95
	16322PA0050127	Rating Area 4	Tobacco User/Non-Tobacco User	60	821.85	842.40
	16322PA0050127	Rating Area 4	Tobacco User/Non-Tobacco User	61	850.92	872.20
	16322PA0050127	Rating Area 4	Tobacco User/Non-Tobacco User	62	870.00	891.75
	16322PA0050127	Rating Area 4	Tobacco User/Non-Tobacco User	63	893.92	916.27
	16322PA0050127	Rating Area 4	Tobacco User/Non-Tobacco User	64 and over	908.46	931.17
	16322PA0050127	Rating Area 5	Tobacco User/Non-Tobacco User	0-14	231.66	231.66
	16322PA0050127	Rating Area 5	Tobacco User/Non-Tobacco User	15	252.25	252.25
	16322PA0050127	Rating Area 5	Tobacco User/Non-Tobacco User	16	260.12	260.12
	16322PA0050127	Rating Area 5	Tobacco User/Non-Tobacco User	17	268.00	268.00
	16322PA0050127	Rating Area 5	Tobacco User/Non-Tobacco User	18	276.47	276.47
	16322PA0050127	Rating Area 5	Tobacco User/Non-Tobacco User	19	284.95	284.95
	16322PA0050127	Rating Area 5	Tobacco User/Non-Tobacco User	20	293.74	293.74
	16322PA0050127	Rating Area 5	Tobacco User/Non-Tobacco User	21	302.82	310.39
	16322PA0050127	Rating Area 5	Tobacco User/Non-Tobacco User	22	302.82	310.39
	16322PA0050127	Rating Area 5	Tobacco User/Non-Tobacco User	23	302.82	310.39
	16322PA0050127	Rating Area 5	Tobacco User/Non-Tobacco User	24	302.82	310.39
	16322PA0050127	Rating Area 5	Tobacco User/Non-Tobacco User	25	304.03	311.63
	16322PA0050127	Rating Area 5	Tobacco User/Non-Tobacco User	26	310.09	317.84
	16322PA0050127	Rating Area 5	Tobacco User/Non-Tobacco User	27	317.36	325.29
	16322PA0050127	Rating Area 5	Tobacco User/Non-Tobacco User	28	329.17	337.39
	16322PA0050127	Rating Area 5	Tobacco User/Non-Tobacco User	29	338.86	347.33
	16322PA0050127	Rating Area 5	Tobacco User/Non-Tobacco User	30	343.70	352.29
	16322PA0050127	Rating Area 5	Tobacco User/Non-Tobacco User	31	350.97	359.74
	16322PA0050127	Rating Area 5	Tobacco User/Non-Tobacco User	32	358.24	367.19
	16322PA0050127	Rating Area 5	Tobacco User/Non-Tobacco User	33	362.78	371.85
	16322PA0050127	Rating Area 5	Tobacco User/Non-Tobacco User	34	367.62	376.81
	16322PA0050127	Rating Area 5	Tobacco User/Non-Tobacco User	35	370.05	379.30
	16322PA0050127	Rating Area 5	Tobacco User/Non-Tobacco User	36	372.47	381.78
	16322PA0050127	Rating Area 5	Tobacco User/Non-Tobacco User	37	374.89	384.26
	16322PA0050127	Rating Area 5	Tobacco User/Non-Tobacco User	38	377.31	386.75
	16322PA0050127	Rating Area 5	Tobacco User/Non-Tobacco User	39	382.16	391.71
	16322PA0050127	Rating Area 5	Tobacco User/Non-Tobacco User	40	387.00	396.68
	16322PA0050127	Rating Area 5	Tobacco User/Non-Tobacco User	41	394.27	404.13
	16322PA0050127	Rating Area 5	Tobacco User/Non-Tobacco User	42	401.24	411.27
	16322PA0050127	Rating Area 5	Tobacco User/Non-Tobacco User	43	410.93	421.20
	16322PA0050127	Rating Area 5	Tobacco User/Non-Tobacco User	44	423.04	433.62
	16322PA0050127	Rating Area 5	Tobacco User/Non-Tobacco User	45	437.27	448.20
	16322PA0050127	Rating Area 5	Tobacco User/Non-Tobacco User	46	454.23	465.59
	16322PA0050127	Rating Area 5	Tobacco User/Non-Tobacco User	47	473.31	485.14
	16322PA0050127	Rating Area 5	Tobacco User/Non-Tobacco User	48	495.11	507.49
	16322PA0050127	Rating Area 5	Tobacco User/Non-Tobacco User	49	516.61	529.53
	16322PA0050127	Rating Area 5	Tobacco User/Non-Tobacco User	50	540.84	554.36
	16322PA0050127	Rating Area 5	Tobacco User/Non-Tobacco User	51	564.76	578.88
	16322PA0050127	Rating Area 5	Tobacco User/Non-Tobacco User	52	591.10	605.88
	16322PA0050127	Rating Area 5	Tobacco User/Non-Tobacco User	53	617.75	633.20
	16322PA0050127	Rating Area 5	Tobacco User/Non-Tobacco User	54	646.52	662.68
	16322PA0050127	Rating Area 5	Tobacco User/Non-Tobacco User	55	675.29	692.17
	16322PA0050127	Rating Area 5	Tobacco User/Non-Tobacco User	56	706.48	724.14
	16322PA0050127	Rating Area 5	Tobacco User/Non-Tobacco User	57	737.97	756.42
	16322PA0050127	Rating Area 5	Tobacco User/Non-Tobacco User	58	771.59	790.87
	16322PA0050127	Rating Area 5	Tobacco User/Non-Tobacco User	59	788.24	807.95
	16322PA0050127	Rating Area 5	Tobacco User/Non-Tobacco User	60	821.85	842.40
	16322PA0050127	Rating Area 5	Tobacco User/Non-Tobacco User	61	850.92	872.20
	16322PA0050127	Rating Area 5	Tobacco User/Non-Tobacco User	62	870.00	891.75
	16322PA0050127	Rating Area 5	Tobacco User/Non-Tobacco User	63	893.92	916.27
	16322PA0050127	Rating Area 5	Tobacco User/Non-Tobacco User	64 and over	908.46	931.17
	16322PA0050128	Rating Area 1	Tobacco User/Non-Tobacco User	0-14	186.94	186.94
	16322PA0050128	Rating Area 1	Tobacco User/Non-Tobacco User	15	203.56	203.56
	16322PA0050128	Rating Area 1	Tobacco User/Non-Tobacco User	16	209.91	209.91
	16322PA0050128	Rating Area 1	Tobacco User/Non-Tobacco User	17	216.27	216.27
	16322PA0050128	Rating Area 1	Tobacco User/Non-Tobacco User	18	223.11	223.11
	16322PA0050128	Rating Area 1	Tobacco User/Non-Tobacco User	19	229.95	229.95
	16322PA0050128	Rating Area 1	Tobacco User/Non-Tobacco User	20	237.04	237.04
	16322PA0050128	Rating Area 1	Tobacco User/Non-Tobacco User	21	244.37	250.48

	16322PA0050128	Rating Area 1	Tobacco User/Non-Tobacco User	22	244.37	250.48
	16322PA0050128	Rating Area 1	Tobacco User/Non-Tobacco User	23	244.37	250.48
	16322PA0050128	Rating Area 1	Tobacco User/Non-Tobacco User	24	244.37	250.48
	16322PA0050128	Rating Area 1	Tobacco User/Non-Tobacco User	25	245.35	251.48
	16322PA0050128	Rating Area 1	Tobacco User/Non-Tobacco User	26	250.23	256.49
	16322PA0050128	Rating Area 1	Tobacco User/Non-Tobacco User	27	256.10	262.50
	16322PA0050128	Rating Area 1	Tobacco User/Non-Tobacco User	28	265.63	272.27
	16322PA0050128	Rating Area 1	Tobacco User/Non-Tobacco User	29	273.45	280.29
	16322PA0050128	Rating Area 1	Tobacco User/Non-Tobacco User	30	277.36	284.29
	16322PA0050128	Rating Area 1	Tobacco User/Non-Tobacco User	31	283.22	290.31
	16322PA0050128	Rating Area 1	Tobacco User/Non-Tobacco User	32	289.09	296.32
	16322PA0050128	Rating Area 1	Tobacco User/Non-Tobacco User	33	292.76	300.07
	16322PA0050128	Rating Area 1	Tobacco User/Non-Tobacco User	34	296.67	304.08
	16322PA0050128	Rating Area 1	Tobacco User/Non-Tobacco User	35	298.62	306.09
	16322PA0050128	Rating Area 1	Tobacco User/Non-Tobacco User	36	300.58	308.09
	16322PA0050128	Rating Area 1	Tobacco User/Non-Tobacco User	37	302.53	310.09
	16322PA0050128	Rating Area 1	Tobacco User/Non-Tobacco User	38	304.49	312.10
	16322PA0050128	Rating Area 1	Tobacco User/Non-Tobacco User	39	308.39	316.10
	16322PA0050128	Rating Area 1	Tobacco User/Non-Tobacco User	40	312.30	320.11
	16322PA0050128	Rating Area 1	Tobacco User/Non-Tobacco User	41	318.17	326.12
	16322PA0050128	Rating Area 1	Tobacco User/Non-Tobacco User	42	323.79	331.89
	16322PA0050128	Rating Area 1	Tobacco User/Non-Tobacco User	43	331.61	339.90
	16322PA0050128	Rating Area 1	Tobacco User/Non-Tobacco User	44	341.38	349.92
	16322PA0050128	Rating Area 1	Tobacco User/Non-Tobacco User	45	352.87	361.69
	16322PA0050128	Rating Area 1	Tobacco User/Non-Tobacco User	46	366.56	375.72
	16322PA0050128	Rating Area 1	Tobacco User/Non-Tobacco User	47	381.95	391.50
	16322PA0050128	Rating Area 1	Tobacco User/Non-Tobacco User	48	399.54	409.53
	16322PA0050128	Rating Area 1	Tobacco User/Non-Tobacco User	49	416.90	427.32
	16322PA0050128	Rating Area 1	Tobacco User/Non-Tobacco User	50	436.44	447.36
	16322PA0050128	Rating Area 1	Tobacco User/Non-Tobacco User	51	455.75	467.14
	16322PA0050128	Rating Area 1	Tobacco User/Non-Tobacco User	52	477.01	488.94
	16322PA0050128	Rating Area 1	Tobacco User/Non-Tobacco User	53	498.51	510.98
	16322PA0050128	Rating Area 1	Tobacco User/Non-Tobacco User	54	521.73	534.77
	16322PA0050128	Rating Area 1	Tobacco User/Non-Tobacco User	55	544.95	558.57
	16322PA0050128	Rating Area 1	Tobacco User/Non-Tobacco User	56	570.12	584.37
	16322PA0050128	Rating Area 1	Tobacco User/Non-Tobacco User	57	595.53	610.42
	16322PA0050128	Rating Area 1	Tobacco User/Non-Tobacco User	58	622.65	638.22
	16322PA0050128	Rating Area 1	Tobacco User/Non-Tobacco User	59	636.10	652.00
	16322PA0050128	Rating Area 1	Tobacco User/Non-Tobacco User	60	663.22	679.80
	16322PA0050128	Rating Area 1	Tobacco User/Non-Tobacco User	61	686.68	703.85
	16322PA0050128	Rating Area 1	Tobacco User/Non-Tobacco User	62	702.08	719.63
	16322PA0050128	Rating Area 1	Tobacco User/Non-Tobacco User	63	721.38	739.41
	16322PA0050128	Rating Area 1	Tobacco User/Non-Tobacco User	64 and over	733.11	751.44
	16322PA0050128	Rating Area 4	Tobacco User/Non-Tobacco User	0-14	186.94	186.94
	16322PA0050128	Rating Area 4	Tobacco User/Non-Tobacco User	15	203.56	203.56
	16322PA0050128	Rating Area 4	Tobacco User/Non-Tobacco User	16	209.91	209.91
	16322PA0050128	Rating Area 4	Tobacco User/Non-Tobacco User	17	216.27	216.27
	16322PA0050128	Rating Area 4	Tobacco User/Non-Tobacco User	18	223.11	223.11
	16322PA0050128	Rating Area 4	Tobacco User/Non-Tobacco User	19	229.95	229.95
	16322PA0050128	Rating Area 4	Tobacco User/Non-Tobacco User	20	237.04	237.04
	16322PA0050128	Rating Area 4	Tobacco User/Non-Tobacco User	21	244.37	250.48
	16322PA0050128	Rating Area 4	Tobacco User/Non-Tobacco User	22	244.37	250.48
	16322PA0050128	Rating Area 4	Tobacco User/Non-Tobacco User	23	244.37	250.48
	16322PA0050128	Rating Area 4	Tobacco User/Non-Tobacco User	24	244.37	250.48
	16322PA0050128	Rating Area 4	Tobacco User/Non-Tobacco User	25	245.35	251.48
	16322PA0050128	Rating Area 4	Tobacco User/Non-Tobacco User	26	250.23	256.49
	16322PA0050128	Rating Area 4	Tobacco User/Non-Tobacco User	27	256.10	262.50
	16322PA0050128	Rating Area 4	Tobacco User/Non-Tobacco User	28	265.63	272.27
	16322PA0050128	Rating Area 4	Tobacco User/Non-Tobacco User	29	273.45	280.29
	16322PA0050128	Rating Area 4	Tobacco User/Non-Tobacco User	30	277.36	284.29
	16322PA0050128	Rating Area 4	Tobacco User/Non-Tobacco User	31	283.22	290.31
	16322PA0050128	Rating Area 4	Tobacco User/Non-Tobacco User	32	289.09	296.32
	16322PA0050128	Rating Area 4	Tobacco User/Non-Tobacco User	33	292.76	300.07
	16322PA0050128	Rating Area 4	Tobacco User/Non-Tobacco User	34	296.67	304.08
	16322PA0050128	Rating Area 4	Tobacco User/Non-Tobacco User	35	298.62	306.09
	16322PA0050128	Rating Area 4	Tobacco User/Non-Tobacco User	36	300.58	308.09
	16322PA0050128	Rating Area 4	Tobacco User/Non-Tobacco User	37	302.53	310.09
	16322PA0050128	Rating Area 4	Tobacco User/Non-Tobacco User	38	304.49	312.10
	16322PA0050128	Rating Area 4	Tobacco User/Non-Tobacco User	39	308.39	316.10
	16322PA0050128	Rating Area 4	Tobacco User/Non-Tobacco User	40	312.30	320.11
	16322PA0050128	Rating Area 4	Tobacco User/Non-Tobacco User	41	318.17	326.12
	16322PA0050128	Rating Area 4	Tobacco User/Non-Tobacco User	42	323.79	331.89
	16322PA0050128	Rating Area 4	Tobacco User/Non-Tobacco User	43	331.61	339.90
	16322PA0050128	Rating Area 4	Tobacco User/Non-Tobacco User	44	341.38	349.92
	16322PA0050128	Rating Area 4	Tobacco User/Non-Tobacco User	45	352.87	361.69
	16322PA0050128	Rating Area 4	Tobacco User/Non-Tobacco User	46	366.56	375.72
	16322PA0050128	Rating Area 4	Tobacco User/Non-Tobacco User	47	381.95	391.50
	16322PA0050128	Rating Area 4	Tobacco User/Non-Tobacco User	48	399.54	409.53
	16322PA0050128	Rating Area 4	Tobacco User/Non-Tobacco User	49	416.90	427.32
	16322PA0050128	Rating Area 4	Tobacco User/Non-Tobacco User	50	436.44	447.36
	16322PA0050128	Rating Area 4	Tobacco User/Non-Tobacco User	51	455.75	467.14
	16322PA0050128	Rating Area 4	Tobacco User/Non-Tobacco User	52	477.01	488.94
	16322PA0050128	Rating Area 4	Tobacco User/Non-Tobacco User	53	498.51	510.98
	16322PA0050128	Rating Area 4	Tobacco User/Non-Tobacco User	54	521.73	534.77
	16322PA0050128	Rating Area 4	Tobacco User/Non-Tobacco User	55	544.95	558.57
	16322PA0050128	Rating Area 4	Tobacco User/Non-Tobacco User	56	570.12	584.37
	16322PA0050128	Rating Area 4	Tobacco User/Non-Tobacco User	57	595.53	610.42
	16322PA0050128	Rating Area 4	Tobacco User/Non-Tobacco User	58	622.65	638.22
	16322PA0050128	Rating Area 4	Tobacco User/Non-Tobacco User	59	636.10	652.00
	16322PA0050128	Rating Area 4	Tobacco User/Non-Tobacco User	60	663.22	679.80
	16322PA0050128	Rating Area 4	Tobacco User/Non-Tobacco User	61	686.68	703.85
	16322PA0050128	Rating Area 4	Tobacco User/Non-Tobacco User	62	702.08	719.63
	16322PA0050128	Rating Area 4	Tobacco User/Non-Tobacco User	63	721.38	739.41
	16322PA0050128	Rating Area 4	Tobacco User/Non-Tobacco User	64 and over	733.11	751.44
	16322PA0050129	Rating Area 4	Tobacco User/Non-Tobacco User	0-14	234.88	234.88
	16322PA0050129	Rating Area 4	Tobacco User/Non-Tobacco User	15	255.76	255.76
	16322PA0050129	Rating Area 4	Tobacco User/Non-Tobacco User	16	263.74	263.74
	16322PA0050129	Rating Area 4	Tobacco User/Non-Tobacco User	17	271.72	271.72
	16322PA0050129	Rating Area 4	Tobacco User/Non-Tobacco User	18	280.32	280.32
	16322PA0050129	Rating Area 4	Tobacco User/Non-Tobacco User	19	288.92	288.92
	16322PA0050129	Rating Area 4	Tobacco User/Non-Tobacco User	20	297.82	297.82
	16322PA0050129	Rating Area 4	Tobacco User/Non-Tobacco User	21	307.03	314.71
	16322PA0050129	Rating Area 4	Tobacco User/Non-Tobacco User	22	307.03	314.71
	16322PA0050129	Rating Area 4	Tobacco User/Non-Tobacco User	23	307.03	314.71
	16322PA0050129	Rating Area 4	Tobacco User/Non-Tobacco User	24	307.03	314.71
	16322PA0050129	Rating Area 4	Tobacco User/Non-Tobacco User	25	308.26	315.96
	16322PA0050129	Rating Area 4	Tobacco User/Non-Tobacco User	26	314.40	322.26
	16322PA0050129	Rating Area 4	Tobacco User/Non-Tobacco User	27	321.77	329.81
	16322PA0050129	Rating Area 4	Tobacco User/Non-Tobacco User	28	333.74	342.09
	16322PA0050129	Rating Area 4	Tobacco User/Non-Tobacco User	29	343.57	352.16
	16322PA0050129	Rating Area 4	Tobacco User/Non-Tobacco User	30	348.48	357.19
	16322PA0050129	Rating Area 4	Tobacco User/Non-Tobacco User	31	355.85	364.74
	16322PA0050129	Rating Area 4	Tobacco User/Non-Tobacco User	32	363.22	372.30
	16322PA0050129	Rating Area 4	Tobacco User/Non-Tobacco User	33	367.82	377.02
	16322PA0050129	Rating Area 4	Tobacco User/Non-Tobacco User	34	372.73	382.05
	16322PA0050129	Rating Area 4	Tobacco User/Non-Tobacco User	35	375.19	384.57
	16322PA0050129	Rating Area 4	Tobacco User/Non-Tobacco User	36	377.65	387.09
	16322PA0050129	Rating Area 4	Tobacco User/Non-Tobacco User	37	380.10	389.61
	16322PA0050129	Rating Area 4	Tobacco User/Non-Tobacco User	38	382.56	392.12
	16322PA0050129	Rating Area 4	Tobacco User/Non-Tobacco User	39	387.47	397.16
	16322PA0050129	Rating Area 4	Tobacco User/Non-Tobacco User	40	392.38	402.19
	16322PA0050129	Rating Area 4	Tobacco User/Non-Tobacco User	41	399.75	409.75
	16322PA0050129	Rating Area 4	Tobacco User/Non-Tobacco User	42	406.81	416.99
	16322PA0050129	Rating Area 4	Tobacco User/Non-Tobacco User	43	416.64	427.06
	16322PA0050129	Rating Area 4	Tobacco User/Non-Tobacco User	44	428.92	439.64
	16322PA0050129	Rating Area 4	Tobacco User/Non-Tobacco User	45	443.35	454.44
	16322PA0050129	Rating Area 4	Tobacco User/Non-Tobacco User	46	460.55	472.06
	16322PA0050129	Rating Area 4	Tobacco User/Non-Tobacco User	47	479.89	491.89
	16322PA0050129	Rating Area 4	Tobacco User/Non-Tobacco User	48	501.99	514.54
	16322PA0050129	Rating Area 4	Tobacco User/Non-Tobacco User	49	523.79	536.89

	16322PA0050129	Rating Area 4	Tobacco User/Non-Tobacco User	50	548.36	562.06
	16322PA0050129	Rating Area 4	Tobacco User/Non-Tobacco User	51	572.61	586.93
	16322PA0050129	Rating Area 4	Tobacco User/Non-Tobacco User	52	599.32	614.31
	16322PA0050129	Rating Area 4	Tobacco User/Non-Tobacco User	53	626.34	642.00
	16322PA0050129	Rating Area 4	Tobacco User/Non-Tobacco User	54	655.51	671.90
	16322PA0050129	Rating Area 4	Tobacco User/Non-Tobacco User	55	684.68	701.79
	16322PA0050129	Rating Area 4	Tobacco User/Non-Tobacco User	56	716.30	734.21
	16322PA0050129	Rating Area 4	Tobacco User/Non-Tobacco User	57	748.23	766.94
	16322PA0050129	Rating Area 4	Tobacco User/Non-Tobacco User	58	782.31	801.87
	16322PA0050129	Rating Area 4	Tobacco User/Non-Tobacco User	59	799.20	819.18
	16322PA0050129	Rating Area 4	Tobacco User/Non-Tobacco User	60	833.28	854.11
	16322PA0050129	Rating Area 4	Tobacco User/Non-Tobacco User	61	862.75	884.32
	16322PA0050129	Rating Area 4	Tobacco User/Non-Tobacco User	62	882.10	904.15
	16322PA0050129	Rating Area 4	Tobacco User/Non-Tobacco User	63	906.35	929.01
	16322PA0050129	Rating Area 4	Tobacco User/Non-Tobacco User	64 and over	921.09	944.12
	16322PA0050130	Rating Area 4	Tobacco User/Non-Tobacco User	0-14	244.87	244.87
	16322PA0050130	Rating Area 4	Tobacco User/Non-Tobacco User	15	266.63	266.63
	16322PA0050130	Rating Area 4	Tobacco User/Non-Tobacco User	16	274.96	274.96
	16322PA0050130	Rating Area 4	Tobacco User/Non-Tobacco User	17	283.28	283.28
	16322PA0050130	Rating Area 4	Tobacco User/Non-Tobacco User	18	292.24	292.24
	16322PA0050130	Rating Area 4	Tobacco User/Non-Tobacco User	19	301.20	301.20
	16322PA0050130	Rating Area 4	Tobacco User/Non-Tobacco User	20	310.49	310.49
	16322PA0050130	Rating Area 4	Tobacco User/Non-Tobacco User	21	320.09	328.09
	16322PA0050130	Rating Area 4	Tobacco User/Non-Tobacco User	22	320.09	328.09
	16322PA0050130	Rating Area 4	Tobacco User/Non-Tobacco User	23	320.09	328.09
	16322PA0050130	Rating Area 4	Tobacco User/Non-Tobacco User	24	320.09	328.09
	16322PA0050130	Rating Area 4	Tobacco User/Non-Tobacco User	25	321.37	329.40
	16322PA0050130	Rating Area 4	Tobacco User/Non-Tobacco User	26	327.77	335.97
	16322PA0050130	Rating Area 4	Tobacco User/Non-Tobacco User	27	335.45	343.84
	16322PA0050130	Rating Area 4	Tobacco User/Non-Tobacco User	28	347.94	356.64
	16322PA0050130	Rating Area 4	Tobacco User/Non-Tobacco User	29	358.18	367.14
	16322PA0050130	Rating Area 4	Tobacco User/Non-Tobacco User	30	363.30	372.38
	16322PA0050130	Rating Area 4	Tobacco User/Non-Tobacco User	31	370.98	380.26
	16322PA0050130	Rating Area 4	Tobacco User/Non-Tobacco User	32	378.67	388.13
	16322PA0050130	Rating Area 4	Tobacco User/Non-Tobacco User	33	383.47	393.05
	16322PA0050130	Rating Area 4	Tobacco User/Non-Tobacco User	34	388.59	398.30
	16322PA0050130	Rating Area 4	Tobacco User/Non-Tobacco User	35	391.15	400.93
	16322PA0050130	Rating Area 4	Tobacco User/Non-Tobacco User	36	393.71	403.55
	16322PA0050130	Rating Area 4	Tobacco User/Non-Tobacco User	37	396.27	406.18
	16322PA0050130	Rating Area 4	Tobacco User/Non-Tobacco User	38	398.83	408.80
	16322PA0050130	Rating Area 4	Tobacco User/Non-Tobacco User	39	403.95	414.05
	16322PA0050130	Rating Area 4	Tobacco User/Non-Tobacco User	40	409.08	419.30
	16322PA0050130	Rating Area 4	Tobacco User/Non-Tobacco User	41	416.76	427.18
	16322PA0050130	Rating Area 4	Tobacco User/Non-Tobacco User	42	424.12	434.72
	16322PA0050130	Rating Area 4	Tobacco User/Non-Tobacco User	43	434.36	445.22
	16322PA0050130	Rating Area 4	Tobacco User/Non-Tobacco User	44	447.17	458.34
	16322PA0050130	Rating Area 4	Tobacco User/Non-Tobacco User	45	462.21	473.77
	16322PA0050130	Rating Area 4	Tobacco User/Non-Tobacco User	46	480.14	492.14
	16322PA0050130	Rating Area 4	Tobacco User/Non-Tobacco User	47	500.30	512.81
	16322PA0050130	Rating Area 4	Tobacco User/Non-Tobacco User	48	523.35	536.43
	16322PA0050130	Rating Area 4	Tobacco User/Non-Tobacco User	49	546.07	559.73
	16322PA0050130	Rating Area 4	Tobacco User/Non-Tobacco User	50	571.68	585.97
	16322PA0050130	Rating Area 4	Tobacco User/Non-Tobacco User	51	596.97	611.89
	16322PA0050130	Rating Area 4	Tobacco User/Non-Tobacco User	52	624.82	640.44
	16322PA0050130	Rating Area 4	Tobacco User/Non-Tobacco User	53	652.98	669.31
	16322PA0050130	Rating Area 4	Tobacco User/Non-Tobacco User	54	683.39	700.48
	16322PA0050130	Rating Area 4	Tobacco User/Non-Tobacco User	55	713.80	731.65
	16322PA0050130	Rating Area 4	Tobacco User/Non-Tobacco User	56	746.77	765.44
	16322PA0050130	Rating Area 4	Tobacco User/Non-Tobacco User	57	780.06	799.56
	16322PA0050130	Rating Area 4	Tobacco User/Non-Tobacco User	58	815.59	835.98
	16322PA0050130	Rating Area 4	Tobacco User/Non-Tobacco User	59	833.19	854.02
	16322PA0050130	Rating Area 4	Tobacco User/Non-Tobacco User	60	868.72	890.44
	16322PA0050130	Rating Area 4	Tobacco User/Non-Tobacco User	61	899.45	921.94
	16322PA0050130	Rating Area 4	Tobacco User/Non-Tobacco User	62	919.62	942.61
	16322PA0050130	Rating Area 4	Tobacco User/Non-Tobacco User	63	944.91	968.53
	16322PA0050130	Rating Area 4	Tobacco User/Non-Tobacco User	64 and over	960.27	984.28
	16322PA0050131	Rating Area 4	Tobacco User/Non-Tobacco User	0-14	197.61	197.61
	16322PA0050131	Rating Area 4	Tobacco User/Non-Tobacco User	15	215.17	215.17
	16322PA0050131	Rating Area 4	Tobacco User/Non-Tobacco User	16	221.89	221.89
	16322PA0050131	Rating Area 4	Tobacco User/Non-Tobacco User	17	228.60	228.60
	16322PA0050131	Rating Area 4	Tobacco User/Non-Tobacco User	18	235.84	235.84
	16322PA0050131	Rating Area 4	Tobacco User/Non-Tobacco User	19	243.07	243.07
	16322PA0050131	Rating Area 4	Tobacco User/Non-Tobacco User	20	250.56	250.56
	16322PA0050131	Rating Area 4	Tobacco User/Non-Tobacco User	21	258.31	264.77
	16322PA0050131	Rating Area 4	Tobacco User/Non-Tobacco User	22	258.31	264.77
	16322PA0050131	Rating Area 4	Tobacco User/Non-Tobacco User	23	258.31	264.77
	16322PA0050131	Rating Area 4	Tobacco User/Non-Tobacco User	24	258.31	264.77
	16322PA0050131	Rating Area 4	Tobacco User/Non-Tobacco User	25	259.34	265.83
	16322PA0050131	Rating Area 4	Tobacco User/Non-Tobacco User	26	264.51	271.12
	16322PA0050131	Rating Area 4	Tobacco User/Non-Tobacco User	27	270.71	277.48
	16322PA0050131	Rating Area 4	Tobacco User/Non-Tobacco User	28	280.78	287.80
	16322PA0050131	Rating Area 4	Tobacco User/Non-Tobacco User	29	289.05	296.28
	16322PA0050131	Rating Area 4	Tobacco User/Non-Tobacco User	30	293.18	300.51
	16322PA0050131	Rating Area 4	Tobacco User/Non-Tobacco User	31	299.38	306.87
	16322PA0050131	Rating Area 4	Tobacco User/Non-Tobacco User	32	305.58	313.22
	16322PA0050131	Rating Area 4	Tobacco User/Non-Tobacco User	33	309.46	317.19
	16322PA0050131	Rating Area 4	Tobacco User/Non-Tobacco User	34	313.59	321.43
	16322PA0050131	Rating Area 4	Tobacco User/Non-Tobacco User	35	315.65	323.55
	16322PA0050131	Rating Area 4	Tobacco User/Non-Tobacco User	36	317.72	325.66
	16322PA0050131	Rating Area 4	Tobacco User/Non-Tobacco User	37	319.79	327.78
	16322PA0050131	Rating Area 4	Tobacco User/Non-Tobacco User	38	321.85	329.90
	16322PA0050131	Rating Area 4	Tobacco User/Non-Tobacco User	39	325.99	334.14
	16322PA0050131	Rating Area 4	Tobacco User/Non-Tobacco User	40	330.12	338.37
	16322PA0050131	Rating Area 4	Tobacco User/Non-Tobacco User	41	336.32	344.73
	16322PA0050131	Rating Area 4	Tobacco User/Non-Tobacco User	42	342.26	350.82
	16322PA0050131	Rating Area 4	Tobacco User/Non-Tobacco User	43	350.53	359.29
	16322PA0050131	Rating Area 4	Tobacco User/Non-Tobacco User	44	360.86	369.88
	16322PA0050131	Rating Area 4	Tobacco User/Non-Tobacco User	45	373.00	382.32
	16322PA0050131	Rating Area 4	Tobacco User/Non-Tobacco User	46	387.47	397.15
	16322PA0050131	Rating Area 4	Tobacco User/Non-Tobacco User	47	403.74	413.83
	16322PA0050131	Rating Area 4	Tobacco User/Non-Tobacco User	48	422.34	432.90
	16322PA0050131	Rating Area 4	Tobacco User/Non-Tobacco User	49	440.68	451.69
	16322PA0050131	Rating Area 4	Tobacco User/Non-Tobacco User	50	461.34	472.88
	16322PA0050131	Rating Area 4	Tobacco User/Non-Tobacco User	51	481.75	493.79
	16322PA0050131	Rating Area 4	Tobacco User/Non-Tobacco User	52	504.22	516.83
	16322PA0050131	Rating Area 4	Tobacco User/Non-Tobacco User	53	526.95	540.13
	16322PA0050131	Rating Area 4	Tobacco User/Non-Tobacco User	54	551.49	565.28
	16322PA0050131	Rating Area 4	Tobacco User/Non-Tobacco User	55	576.03	590.43
	16322PA0050131	Rating Area 4	Tobacco User/Non-Tobacco User	56	602.64	617.70
	16322PA0050131	Rating Area 4	Tobacco User/Non-Tobacco User	57	629.50	645.24
	16322PA0050131	Rating Area 4	Tobacco User/Non-Tobacco User	58	658.17	674.63
	16322PA0050131	Rating Area 4	Tobacco User/Non-Tobacco User	59	672.38	689.19
	16322PA0050131	Rating Area 4	Tobacco User/Non-Tobacco User	60	701.05	718.58
	16322PA0050131	Rating Area 4	Tobacco User/Non-Tobacco User	61	725.85	744.00
	16322PA0050131	Rating Area 4	Tobacco User/Non-Tobacco User	62	742.12	760.68
	16322PA0050131	Rating Area 4	Tobacco User/Non-Tobacco User	63	762.53	781.59
	16322PA0050131	Rating Area 4	Tobacco User/Non-Tobacco User	64 and over	774.93	794.30

Exhibit 1: Derivation of Projection Period MLR

Projected Paid Claims	Projected Net Amount of Risk Adjustment	Projected Quality Improvement Initiatives	Projected Taxes & Fees	Projected Premium	Loss Ratio
\$ 540,378,766.14	\$ (25,278,705.25)	\$ 5,958,900.00	\$ 622,669.27	\$ 704,736,025.95	81.2%

Exhibit 2: Actual vs Pricing MLR & Member Months

	MLR		Member Months	
Calendar Year	Actual	Pricing	Actual	Pricing
2017	106.1%	89.1%	1,644,153	1,434,564
2018	86.1%	76.4%	1,628,027	1,522,308
2019	86.1%	87.9%	1,561,932	2,025,614

Exhibit 3: Derivation of Age Calibration Factor

Age Band	Age Factor	Portion of Projected Enrl
0-14	0.765	5.49%
15	0.833	0.46%
16	0.859	0.50%
17	0.885	0.52%
18	0.913	0.54%
19	0.941	0.74%
20	0.970	0.91%
21	1.000	0.93%
22	1.000	1.05%
23	1.000	0.87%
24	1.000	0.76%
25	1.004	0.79%
26	1.024	1.28%
27	1.048	1.37%
28	1.087	1.48%
29	1.119	1.44%
30	1.135	1.56%
31	1.159	1.51%
32	1.183	1.47%
33	1.198	1.43%
34	1.214	1.38%
35	1.222	1.39%
36	1.23	1.45%
37	1.238	1.39%
38	1.246	1.41%
39	1.262	1.41%
40	1.278	1.47%
41	1.302	1.43%
42	1.325	1.42%
43	1.357	1.45%
44	1.397	1.35%
45	1.444	1.40%
46	1.5	1.45%
47	1.563	1.51%
48	1.635	1.56%
49	1.706	1.68%
50	1.786	2.03%
51	1.865	1.97%
52	1.952	2.04%
53	2.04	2.18%
54	2.135	2.25%
55	2.23	2.53%
56	2.333	2.78%
57	2.437	2.91%
58	2.548	3.10%
59	2.603	3.45%
60	2.714	3.95%
61	2.81	4.22%
62	2.873	5.13%
63	2.952	6.01%
64 and over	3	7.20%

Initial Age Factor:	1.900
3-child cap Adjustment:	0.997
Final Age Factor used:	1.895

Exhibit 4: Derivation of Geographical Calibration Factor

Rating Areas	Portion of Projected Enrl	Proposed Factor
1	11.30%	0.966
2	1.20%	1.165
3	2.23%	1.280
4	68.57%	0.966
5	10.57%	0.966
6	1.12%	1.431
7	2.73%	1.455
9	2.27%	1.274

Calibration Factor
1.001

Exhibit 5: Derivation of Annual Trend

Entire ACA-compliant Individual Block

Base Data

Inpatient Hospital

YEAR	ALLOWED AMT	ADMIT CNT	ENROLLMENT	Unit Cost	UTILIZATION PTPM
2019	\$167,467,911	9,036	1,561,968	\$18,533.41	69.4
2020	\$169,938,605	8,393	1,440,458	\$20,248.11	69.9

Outpatient Hospital

YEAR	ALLOWED AMT	SERVICE CNT	ENROLLMENT	Unit Cost	UTILIZATION PTPM
2019	\$210,424,467	525,916	1,561,968	\$400.11	4,040.4
2020	\$204,718,773	489,135	1,440,458	\$418.53	4,074.8

Professional

YEAR	ALLOWED AMT	SERVICE CNT	ENROLLMENT	Unit Cost	UTILIZATION ADMIT PTPM
2019	\$141,055,674	1,653,302	1,561,968	\$85.32	12,701.7
2020	\$131,694,216	1,517,275	1,440,458	\$86.80	12,639.9

Other Medical

YEAR	ALLOWED AMT	SERVICE CNT	ENROLLMENT	Unit Cost	UTILIZATION PTPM
2019	\$100,957,696	57,663	1,561,968	\$1,750.82	443.0
2020	\$97,749,461	51,385	1,440,458	\$1,902.30	428.1

Prescription Drugs

YEAR	ALLOWED AMT	Prescriptions	ENROLLMENT	Unit Cost	UTILIZATION PTPM
2019	\$162,348,955	1,582,336	1,561,968	\$102.60	12,156.5
2020	\$161,881,315	1,404,421	1,440,458	\$115.27	11,699.8

Pediatric Dental

YEAR	ALLOWED AMT	SERVICE CNT	ENROLLMENT	Unit Cost	UTILIZATION PTPM
2019	\$1,155,856		1,561,968		
2020	\$1,339,592		1,440,458		

Pediatric Vision

YEAR	ALLOWED AMT	SERVICE CNT	ENROLLMENT	Unit Cost	UTILIZATION PTPM
2019	\$422,009		1,561,968		
2020	\$345,701		1,440,458		

Trend Output

Service Category	2020 Allowed Amt	Weight	Cost	Utilization	Overall
Inpatient Hospital	\$169,938,605	22.1%	9.25%	0.72%	10.04%
Outpatient Hospital	\$204,718,773	26.7%	4.60%	0.85%	5.50%
Professional	\$131,694,216	17.2%	1.73%	-0.49%	1.24%
Other Medical	\$99,434,754	13.0%	8.65%	-3.37%	4.99%
Capitation	\$0	0.0%	0.00%	0.00%	0.00%
Prescription Drugs	\$161,881,315	21.1%	12.34%	-3.76%	8.12%

Historical Annual Trend **6.30%**

Exhibit 6: Derivation of Change in Network Factor

Legal Entity	Average Network Factor	Induced Demand Factor	Network Normalization Factor	Network/Service Area Factor	Average Geographic Factor	Portion of Projected Enrollment	Change in Network Factor
Health Coverage	1.155	1.077	1.070	1.331	0.965	2.6%	1.285
Health Options	0.864	1.073	1.070	0.991	1.001	97.4%	0.992

Normalization check:

1.00

Exhibit 7: Derivation of 3-child Cap Adjustment Factor

Total Members	Dependents under the age of 21 in excess of 3 per contract	% of Total	3-child Cap Adjustment
113,098	294	0.260%	0.997

UPMC February 2021 Individual Population including all legal entities

Exhibit 12: Support for Rating Area Factor Changes

Category	Portion of Enrollment	MLR excluding Risk Adjustment	MLR including Risk Adjustment
Rating Area 7	5.1%	81.4%	83.5%
Rating Area 9	3.1%	76.0%	79.7%
Other Areas	91.8%	74.4%	76.6%

Average		74.8%	77.0%
---------	--	-------	-------

Exhibit 13: Enrollment Data from January - June 2021

Month	On Exch APTC Members	On Exch non-APTC Members	Off Exchange Members	Total
2021/01	60,718	11,935	36,128	108,781
2021/02	61,369	12,075	35,979	109,423
2021/03	60,857	11,972	35,769	108,598
2021/04	60,803	12,018	35,617	108,438
2021/05	61,621	11,965	35,297	108,883
2021/06	65,033	9,745	34,655	109,433

Exhibit 14: Historical Actual & Projected Claims Data

Year	Projected Paid Claims PMPM	Actual Paid Claims PMPM
2017	\$ 314.91	\$ 365.05
2018	\$ 404.78	\$ 407.51
2019	\$ 421.05	\$ 434.60
2020	\$ 392.93	\$ 447.38

Exhibit 15: Historical & Projected Financial Gains/Losses

Year	Total Member Months	Total Administrative Expenses	Total Incurred Claims	Total Paid Taxes and Fees	Total Premium	Profit	Annual Underwriting Gain/Loss	Underwriting Gain/Loss PMPM
2016	1,322,678	\$61,006,527	\$480,779,855	\$286,434	\$409,585,472	(\$132,487,344)	(\$71,194,383)	(\$53.83)
2017	1,644,153	\$80,300,447	\$600,204,453	\$14,943,415	\$621,605,826	(\$73,842,489)	\$21,401,373	\$13.02
2018	1,628,027	\$106,613,822	\$663,431,965	\$21,744,235	\$842,393,210	\$50,603,187	\$178,961,245	\$109.93
2019	1,561,932	\$90,036,853	\$678,822,138	\$31,602,782	\$845,506,825	\$45,045,051	\$166,684,687	\$106.72
2020	1,440,422	\$78,291,707	\$644,418,582	\$16,351,463	\$779,278,097	\$40,216,345	\$134,859,515	\$93.63
2021	1,460,472	\$108,374,776	\$602,488,080	\$658,474	\$796,081,089	\$15,921,622	\$193,593,009	\$132.56
2022	1,324,200	\$84,920,760	\$576,852,232	\$622,664	\$715,860,220	\$0	\$139,007,988	\$104.98

2022 Business Rules Template v11.0		All fields with an asterisk (*) are required. To validate the template, press Validate button or Ctrl + Shift + I. To finalize the template, press Finalize button or Ctrl + Shift + F.					
		Enter the Issuer Rule on the first row (no Product ID or Plan ID).					
		For each Product rule, enter only the Product ID and the business rules that differ from the Issuer Rule.					
		For each Plan rule, enter only the Plan ID and the business rules that differ from the Product or Issuer Rule.					
		Issuer level rule will apply only to plan type indicated in cell C10.					
HIOS Issuer ID*	16322						
Medical, Dental, or Both?*	Medical						
Product ID	Plan ID (Standard Component)	Medical or Dental Rule?*	What is the maximum number of rated underage dependents on this policy?	Is there a maximum age for a dependent?	How is age determined for rating and eligibility purposes?	How is tobacco status determined for subscribers and dependents?	What relationships between primary and dependent are allowed, and is the dependent required to live in the same household as the primary subscriber?
		Medical	3	25	Age on effective date	6	Self, Yes; Spouse, No; Child, No; St

1

Dear Mike Lovely:

The Pennsylvania Insurance Department has received and conducted a preliminary review of the above captioned filing. In order to complete the review, we are requesting the following information. To facilitate a timely review, we request this information be provided June 22, 2021. If you have any questions or difficulties in providing the data within this time frame, please call me.

The following questions are from Oliver Wyman, our Actuarial Consultant:

UPMC Health Options Individual ACA Filing – UPMC-132801412

1. Please provide additional support for, including a numerical development of, the proposed geographic factors included in Exhibit 4, particularly for regions where the factors increased significantly from 2021 such as Rating Areas 7 and 9. Please quantify and support any adjustments made to the factors for each rating area. In providing your response, please make certain to demonstrate how it was ensured that morbidity differences are not being reflected in the proposed factors.

Geographic factors were updated to better reflect cost differences by area. Points of consideration included differences in fee schedules, anticipated shifts in utilization between providers, and less favorable contracting terms in areas with few facilities (including those without UPMC facilities), and MLRs (with and without risk adjustment). Rather than a separate numerical build-up for each contributing assumption, all assumptions were examined together at a high level so we could use the proper actuarial judgment in determining which geographic factors to adjust. We chose final values that were within reasonable ranges that also minimized disruption to members.

Exhibit 12 of the Supporting Exhibits shows MLRs calculated using 2020 claims and premium data for the relevant rating areas. Please note that 2019 risk adjustment data was used in the calculation of MLRs including risk adjustment since final 2020 risk adjustment transfers by region are not yet available. Additionally, the MLRs displayed in this exhibit do not include adjustments for QI, taxes & fees, and credibility/deductible adjustments, so they are not reflective of the MLRs that will be referenced in rebate calculations. When examining these historical MLRs as part of our regional cost analysis, particular attention was paid on those including risk adjustment to help ensure that morbidity differences between regions were not reflected in the final factors.

2. The adjustment factor that is being applied in the filing to remove the effect of COVID-19 from the experience period data is 1.076. The Actuarial Memorandum indicates that the factor was derived by determining the ratio of the Index Rate of the experience period including COVID-19 claims adjustments to the Index Rate of the experience period using raw claims, and that claims values in the adjusted Index Rate development were developed at the medical service category level. The Actuarial Memorandum indicates that the service level adjustments were developed by using trended and seasonality-adjusted 2019 ACA medical claims experience as a baseline for expected 2020 claims excluding the effects of COVID-19. Please provide the numerical development of the 1.076 adjustment, including the following information at the medical service category level in your response:

- a. the 2019 claims experience,
- b. the trend and seasonality adjustments that were applied,
- c. support for the trend and seasonality adjustments that were applied, and
- d. the 2020 claims experience using raw claims.

Please see Exhibit 10 of the Supporting Exhibits for the derivation of the COVID-19 adjustment factors applied at the service category level. This exhibit contains four separate tables corresponding to each of the four medical service categories used in rate development. The upper portion of each table shows raw, monthly claims data covering March 2020 through December 2020, as it is assumed that these months are the only ones where claims experience was materially impacted by the pandemic. The middle portion of each table shows how 2019 annual claims experience was used to develop monthly projected claims for 2020 (excluding any impact from COVID-19) by applying trend and seasonality adjustments. Trend adjustments were developed by analyzing data covering 2017 through 2019 and examining various rolling trends observed within each service category over this timespan. Seasonality factors were developed by analyzing claims experience covering 2016 through 2019 and comparing how monthly claims experience for a given year varied relative to the average monthly claims experience for that particular year. The bottom row in each table shows how COVID-19 adjustment factors were calculated for each affected month by taking the ratio of projected 2020 claims to actual 2020 claims. These factors are then applied to the raw, monthly 2020 claims data at the service category level to remove the impact of COVID-19, as shown in Exhibit 11 of the Supporting Exhibits.

3. The Actuarial Memorandum indicates that the 2020 data included in the trend development exhibit (i.e., Exhibit 5) was adjusted to remove the effects of COVID-19. Please confirm whether the claims adjustments were applied at the major service category level and provide a numerical demonstration of the application of these adjustments. In providing your response, please ensure to include the same 2020 claims detail that is included in Exhibit 5 but excluding the COVID adjustments (i.e., the raw 2020 claims detail) and then demonstrate how the COVID adjustments were applied to produce the results currently shown in Exhibit 5.

We can confirm that the claim adjustments to remove the effects of COVID-19 were applied at both the major service category level, in addition to the month of service. Adjustment factors were not applied to service months 2020-01 and 2020-02 due to COVID not having a material impact on claims until March. Additionally, prescription drugs were left raw and unadjusted for all 2020 months as we also assumed COVID did not have a material impact on this service category.

Please see the added *Supporting Exhibit 11* for a numerical demonstration of these adjustments being applied to raw claims data. Notice claims data reconciles to our previously submitted *Supporting Exhibit 5*, while the overall COVID-adjustment factor reconciles with our previously submitted *Supporting Exhibit 8*.

Additional Carrier Enrollment Questions

1. For each month between January 2021 and the most recent date available (e.g., June 11, 2021), please provide the average count of Individual ACA enrollment, split by On-Exchange APTC, On-Exchange non-APTC, and Off-Exchange members. Please provide the enrollment data for each available month separately.

Please see Exhibit 13 of the Supporting Exhibits for the requested enrollment breakout from January - May 2021.

2. For the On-Exchange non-APTC members who are currently enrolled as of the most recent date available, please specify the percentage of those individuals that you expect will enroll through the Exchange in 2022 and take advantage of the enhanced and expanded subsidies as a result of ARPA.

3. For the Off-Exchange members who are currently enrolled as of the most recent date available, please specify the percentage of those individuals that you expect will enroll through the Exchange in 2022 and take advantage of the enhanced and expanded subsidies as a result of ARPA.

(Bundled response for questions 2 & 3): We do not have income levels for this population.

Without this vital piece of information, it is difficult for us to estimate how many of them could be impacted by this change. Pennie, with presumably a better look at the relevant data, has estimated 50% could now be eligible. Given that estimate, we have been implementing a heavy outreach to the population to ensure as many as possible take advantage of the situation. Just like with all ARPA changes that bring advantages to members, the key dependency will be the ability to engage that population.

The following are additional questions or comments from the PID:

1. Please confirm that you have tested to ensure that the rates in Table 11 of the PA AM Exhibits, PA Plan Design Summary and Rate Table, Federal Rates Template, and binder are identical.

We can confirm that we have tested to ensure that the rates match.

2. Please provide an exhibit that quantitatively shows a comparison of the actual to projected claim cost PMPMs for calendar years 2017-2020, as applicable.

Please see Exhibit 14 of the Supporting Exhibits for a comparison of the actual and projected claims costs over the 2017 - 2020 timespan.

Please be advised that there may be additional questions based on the responses to the above. However, it is our hope to avoid 3rd round data calls. Towards this end, please provide complete detailed and thorough responses including supporting data and narrative.

Each response to a Department data call must contain a cover letter that details the changes made to the PA Actuarial Memorandum Exhibits and the reasons why the changes were made, e.g., in response to Department question number 5.

Response to this request should be provided via SERFF in Microsoft Excel spreadsheets. Please retain all formulas.

Upon receipt of your responses to the above requested data, the Department will continue to review your filing. Please note that there may be additional questions and/or requirements as the Department conducts a more in-depth review.

Should you have any questions regarding this correspondence, please contact me at (717) 783-2117 or e-mail at jlaverty@pa.gov.

Sincerely,

James Laverty, FSA, MAAA
Actuary
Bureau of Accident & Health Insurance
Cell (860) 729-8522

Conclusion:

Sincerely,

Jim Laverty

Dear Mike Lovely:

The Pennsylvania Insurance Department has received and conducted a preliminary review of the above captioned filing. In order to complete the review, we are requesting the following information. To facilitate a timely review, we request this information be provided by July 13, 2021. If you have any questions or difficulties in providing the data within this time frame, please call me.

The following questions are from Oliver Wyman, our Actuarial Consultant:

UPMC Health Options Individual ACA Filing – UPMC-132801412

1. Exhibit 12 was provided in response to Objection #1 of the first round of objections. We have the following additional requests.

- a. The narrative response to Objection #1 indicates that the provided exhibit utilized 2020 claims and premium data along with 2019 risk adjustment data since 2020 risk adjustment data is not yet available.
 - i. Please explain why it is appropriate to utilize 2019 risk adjustment data instead of preliminary 2020 risk adjustment estimates in the development of this exhibit.

At the time of consideration, while 2020 risk adjustment estimates were available in totals at the company level, they were/are not yet available by region (as broken out in the TPIR reports provided from HHS via the EDGE server). Because we do not yet have this level of rating area granularity available for 2020 transfers, we deemed it appropriate to use 2019 rating area transfers as proxy.

- ii. Please demonstrate a comparison between the 2019 risk adjustment data and preliminary 2020 risk adjustment estimates. If there is a significant difference, please demonstrate how the results of Exhibit 12 would have changed if using 2020 preliminary risk adjustment estimates.

Given the lack of availability of 2020 risk adjustment estimates by region, creating an updated version of Exhibit 12 to reflect 2020 transfers at the rating area level would require insight not yet available to us. However, given what we know about our risk adjustment transfers in total across our entire individual ACA market, 2020 (\$19.09 payable) played out to be less favorable than 2019 (\$11.64 payable). As a result, we'd expect an updated Exhibit 12, inclusive of 2020 risk adjustment transfers by region, to display a higher average MLR in comparison to our previously submitted version with 2019 transfers. While we do know that the average MLR would

increase, it's important to note that without actual region-specific 2020 transfers, we cannot comment on the magnitude or direction of MLR change by rating area, however. On a side note, even if we took the actual region-specific 2019 transfers and adjusted these by the ratio of total 2020 over 2019, it would not change the overall narrative of the exhibit. For this reason, we chose to use 2019 region-specific risk adjustment as proxy for unavailable 2020.

b. Please demonstrate how credibility was considered in the development of Exhibit 12, particularly given that the percentage of total enrollment is 5.1% and 3.1% in Rating Areas 7 and 9, respectively.

While 5.1% and 3.1% of total membership may appear low for Rating Areas 7 and 9 from a percentage perspective, it's important that we assess enrollment numbers/member months as opposed to percentages when discussing the concept of credibility. Our 2020 ACA Individual average enrollment/member months for Rating Areas 7 and 9 are as follows:

Rating Area 7: 6,079 average enrollment; 72,948 member months

Rating Area 9: 3,720 average enrollment; 44,640 member months

Given the numbers outlined above, we are deeming these rating areas 100% credible.

c. The geographic factors for both Rating Areas 7 and 9 are increasing by 6.6% from current to proposed factors (and by 5.0% relative to the changes in the geographic factors for the other rating areas). However, the MLR including Risk Adjustment is 8.5% higher than the average for Rating Area 7 and 3.5% higher than the average for Rating Area 9. Please explain why it is reasonable to assume the same increase in the geographic factors for these rating areas given the MLR relativities to the average vary for each region.

Given the relatively small share of overall membership within rating areas 7 and 9 in the prior year, as well as the provider contracting dynamics in these regions, we also believe it is reasonable to anticipate higher volatility in a given MLR year as compared to other rating areas with substantially more membership. When taken in conjunction with the fact that these areas are geographically adjacent, we believe that matching the increase in the geographic factors represents a reasonable compromise in anticipated trend under the assumption that, taken together, the two rating areas could each be anticipated to experience ongoing MLR movement toward the average as membership in these regions grows and matures.

2. Exhibit 10 was provided in response to Objection #2 of the first round of objections. We have the following additional requests.

a. Please provide the raw monthly member months, monthly paid claims, and completion factors for March through December 2019 by service category.

We have amended Exhibit 10 to include raw monthly data from March through December 2019 by service category. We left out completion factors since the data was fully completed.

b. The narrative response describes the process used to develop the trend adjustments applied in Exhibit 10 by service category. Please also provide the numerical support for these factors.

We took both a quantitative and qualitative approach to arrive at the trend values used in the development of our Covid adjustment factors. From a quantitative perspective and as noted in Round 1, rolling claims trends for our individual population were analyzed spanning 2017-2019 to serve as a starting point. From a qualitative approach, we then took these basis trends and consulted those with clinical expertise within UPMC to gauge the impact due to Covid at the service category level. Based on these insights and recommendations from our medical directors, adjustments were finally made to our starting point trends to arrive at the final values outlined in Exhibit 10. As an IDFS, we handily weigh the clinical insights of our medical director experts and we do believe their qualitative contributions bring value in arriving at our trend assumptions, particularly in the unpredictable environment surrounding Covid-19.

c. The narrative response describes the process used to develop the seasonality factors applied in Exhibit 10. Please provide the numerical support for these factors.

The projected seasonality for the Individual ACA product is determined by first calculating the observed seasonality for each month in the experience period. This is done by taking the claims PMPM in a particular month divided by the average PMPM for that year. These monthly factors are then normalized for effective workdays and then averaged by month in order to create a base seasonality factor for each month January-December. These base seasonality factors are then projected forward by multiplying it by the projected effective work days factor specific to Individual ACA for each month in the projection period.

March 2020 derivation is as follows:

Projected Seasonality = Base Seasonality * Projected EWD Factor = 0.9310 * 1.0342 = 0.9629

Additional Carrier Enrollment Questions

These questions were asked during Round 1. Please indicate if you have any updated information regarding these three enrollment questions.

1. For each month between January 2021 and the most recent date available (e.g., June 11, 2021), please provide the average count of Individual ACA enrollment, split by On-Exchange APTC, On-Exchange non-APTC, and Off-Exchange members. Please provide the enrollment data for each available month separately.

We do not currently have any updated information for this particular breakout. We can provide an updated exhibit as an amendment in SERFF once the detail we require becomes available.

2. For the On-Exchange non-APTC members who are currently enrolled as of the most recent date available, please specify the percentage of those individuals that you expect will enroll through the Exchange in 2022 and take advantage of the enhanced and expanded subsidies as a result of ARPA.

Our stance on this has not changed from the response provided during the first round of correspondence.

3. For the Off-Exchange members who are currently enrolled as of the most recent date available, please specify the percentage of those individuals that you expect will enroll through the Exchange in 2022 and take advantage of the enhanced and expanded subsidies as a result of ARPA.

Our stance on this has not changed from the response provided during the first round of correspondence.

The following are additional questions or comments from the PID:

1. Please provide an exhibit showing the actual experience for calendar years 2016-2020 and the projection experience for 2021 and 2022 for the following categories: Member Months, Total Administrative Expenses, Total Incurred Claims, Total Premium, Total Actual Paid Taxes and Fees, Profit, Total Underwriting Gain/Loss and Underwriting Gain/Loss PMPM

Please see Exhibit 15 of the Supporting Exhibits for the requested breakout.

2. Does this company have any transitional membership? If so, has there recently been a significant drop in transitional membership? Do you anticipate a drop in 2022?

This company does not have transitional membership.

3. In the PAAM Exhibits, II.a.Reins Table – Exp tab, please update the Coinsurance Rate, in cell E5, to 40%.

4. Please provide a list of any assumptions that have changed because of the change in the coinsurance rate and explain why.

5. Please be aware that the final coinsurance parameter will be communicated on Friday, July 16th. Then, the revised exhibits and rates will be due on Tuesday, July 20th.

(Bundled response for questions 3, 4, and 5) We have updated the coinsurance rate in cell E5 of the II.a.Reins Table - Exp tab of the PAAM Exhibits to be 45%. No changes to assumptions were made due to this change.

6. If the projected risk adjustment transfer amount in Table 5 will be modified, due to the final CMS transfer amount published on June 30th, please provide narrative and detailed supporting data to justify the proposed changes.

We have changed the projected risk adjustment transfer amount in Table 5 to match the final 2020 transfer amount provided by CMS. This change resulted in a favorable restatement of projected risk adjustment of \$0.03 PMPM.

7. Please confirm that you have tested to ensure that the rates in Table 11 of the Actuarial Memorandum Exhibits, PA Plan Design Summary and Rate Tables, and Federal Rate Templates are identical.

We can confirm that we have tested to ensure that the rates match.

8. Please ensure that the 7/13/21 versions of the following items are posted in SERFF with your July 13th response to this data call.

a. Cover Letter identifying all changes made and the reasons for the change. Also, show the revised rate change.

b. PA Actuarial Memorandum

- c. PA Actuarial Memorandum Exhibits
- d. Department's Plan Design Summary and Rate Template Exhibits (please ensure that the rate template by county is populated with only numeric values – no "NA")
- e. URRT
- f. Federal Rate Template
- g. Part III: Actuarial Memorandum
- h. Updated Rate Change Request Summary (Attachment I)
- i. Public PDF with limited redactions as previously directed in the Guidance (includes all correspondence and supporting exhibits after the initial submission, in addition to all the above items).

Please be advised that there may be additional questions based on the responses to the above. However, it is our hope to avoid 3rd round data calls. Towards this end, please provide complete detailed and thorough responses including supporting data and narrative.

Each response to a Department data call must contain a cover letter that details the changes made to the PA Actuarial Memorandum Exhibits and the reasons why the changes were made, e.g., in response to Department question number 5.

Response to this request should be provided via SERFF in Microsoft Excel spreadsheets. Please retain all formulas.

Upon receipt of your responses to the above requested data, the Department will continue to review your filing. Please note that there may be additional questions and/or requirements as the Department conducts a more in-depth review.

Should you have any questions regarding this correspondence, please contact me at (717) 783-2117 or e-mail at jlaverty@pa.gov.

Sincerely,

James Laverty, FSA, MAAA
Actuary
Bureau of Accident & Health Insurance
Cell (860) 729-8522

Conclusion:

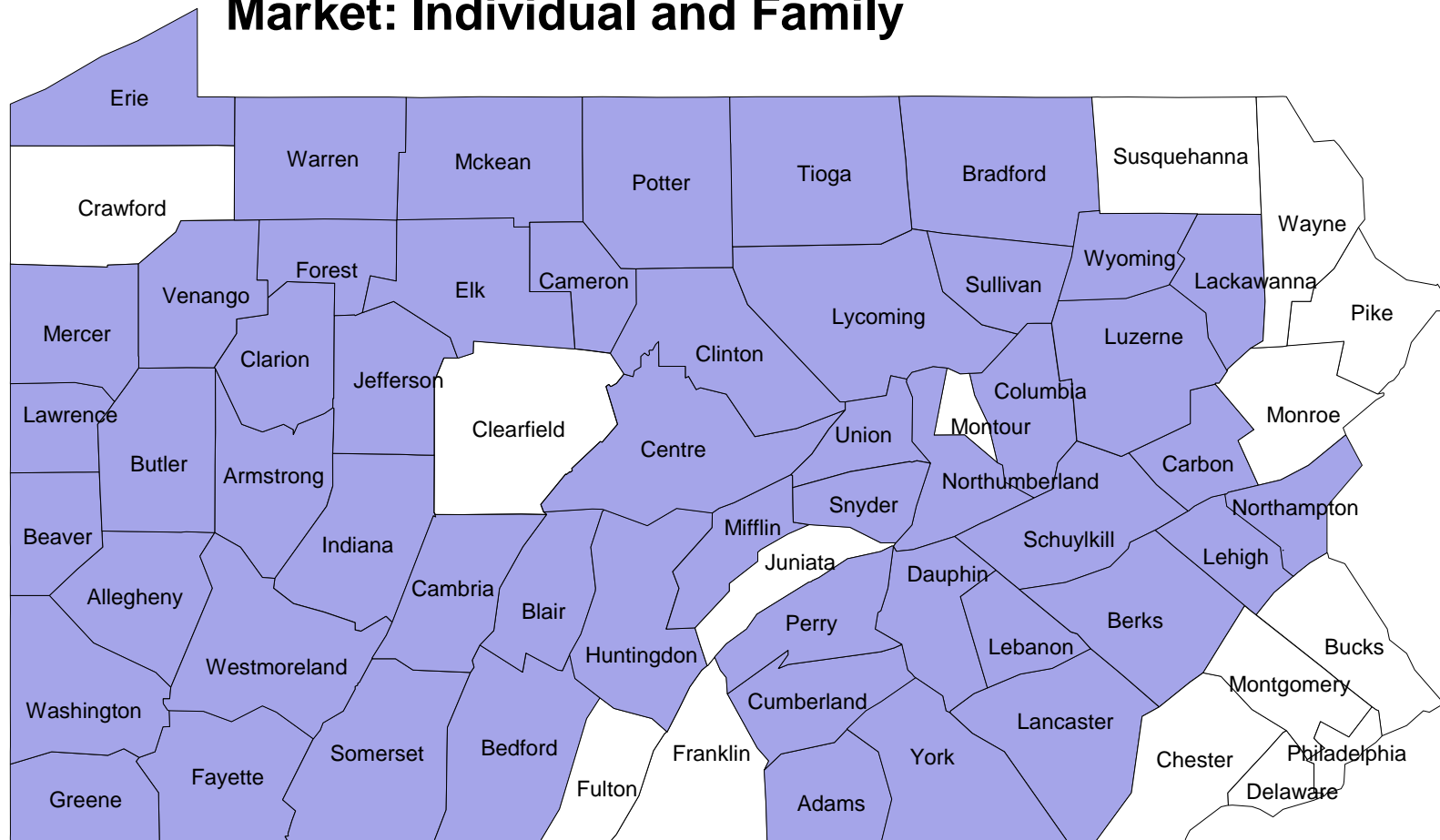
Sincerely,

Jim Lavery

2021 Service Area

Issuer: UPMC Health Options, Inc.

Market: Individual and Family



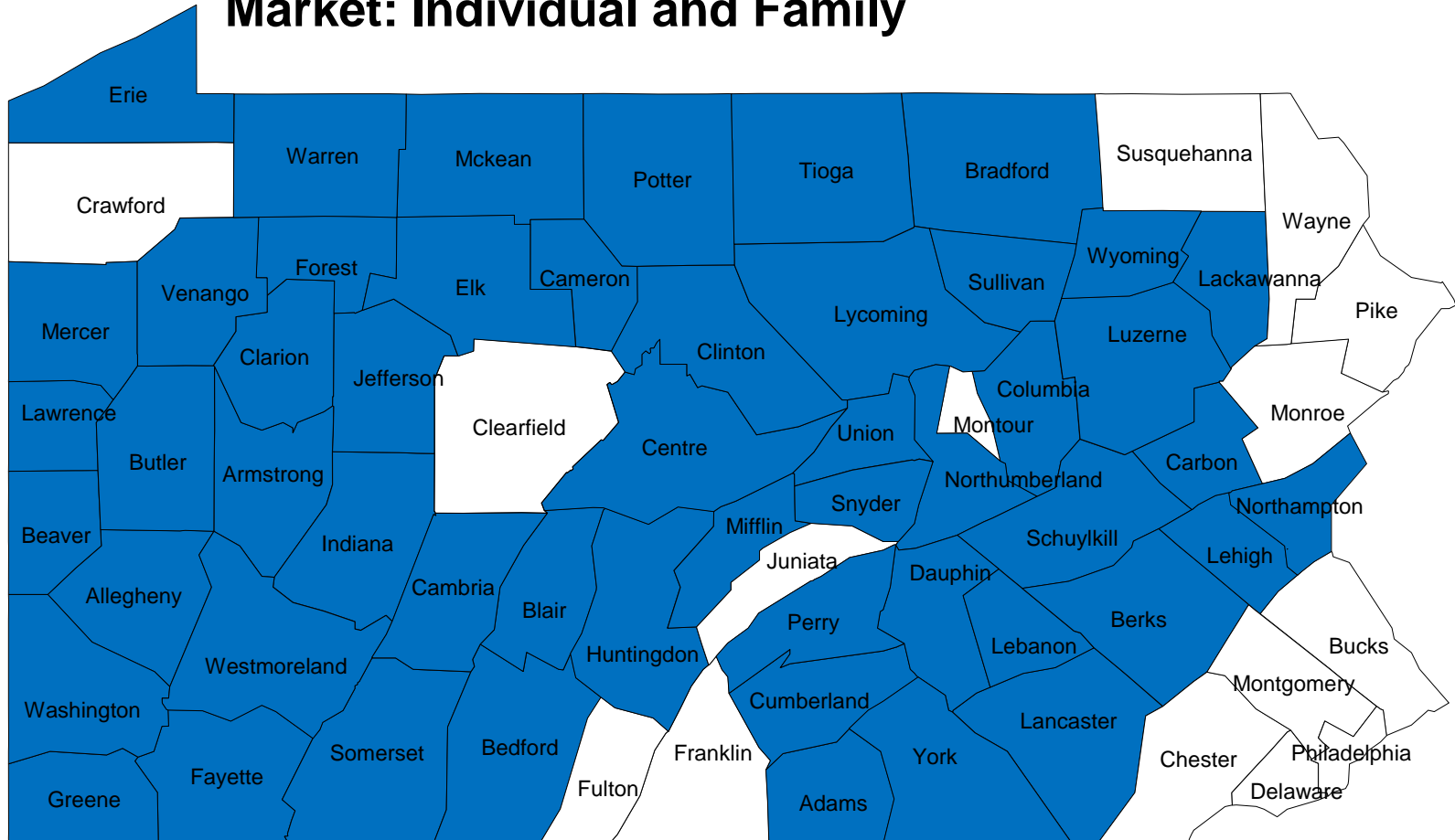
Key (modify as needed)

■ : On-exchange service area

▨ : Off-exchange service area

2022 Service Area

Issuer: UPMC Health Options, Inc.
Market: Individual and Family



Key (modify as needed)

■ : On-exchange service area

▨ : Off-exchange service area