

Geisinger Health Plan
100 N. Academy Ave.
Danville, PA 17822-3220
GeisingerHealthPlan.com



May 12th, 2023

Lindi Swartz, MBA, MCM, Director
Accident and Health Rate and Policy Form Review
Pennsylvania Insurance Department
Email linswartz@pa.gov
Phone: 717-265-3123

Dear Ms. Swartz:

The following is in response to the Department's guidance as of March 21, 2023:

1. Company Name & NAIC Number: Geisinger Health Plan – NAIC# 95923
2. Market: Individual
3. On and Off Exchange
4. Effective date of coverage: January 1, 2024
5. Average rate change: 13.1%
6. Range of rate change requested: 5.3% to 17.5%
7. Total additional annual revenue generated from the proposed rate change: \$19,119,547
8. Products: HMO, POS
9. Rating areas: 2, 3, 5, 6, 7, and 9 (no changes from 2023)
10. Metal Levels & Catastrophic Plans: Bronze, Silver, Gold, and Catastrophic plans
11. As of February 1, 2023: 16,069 covered lives and 11,887 policyholders
12. Number of plans offered in 2024: 20 gold plans, 11 silver plans, 11 bronze plans, and 4 catastrophic plans (for a total of 46 plans). There are no changes from 2023.
13. Contract form #: M-152-176-F Rev. 1/24, M-152-178-F Rev. 1/24, M-152-192-F Rev. 1/24, M-152-362-F Rev. 1/24; SERFF #: GSHP-133664922; Binder ID #: GSHP-PA24-125116268
14. HIOS issuer ID: 22444

For a detailed explanation of our rate development, please refer to the "actuarial memorandum and attestation" uploaded in SERFF under the "supporting documentation" tab.

Thank you for your consideration. Please contact me if you have any additional questions.

Sincerely,

A handwritten signature in black ink that reads "Mark A. McCullough".

Mark McCullough
Chief Financial and Operating Officer Insurance Operations
Geisinger Health Plan

cc. Sarah MacDerment, FSA, MAAA, Senior Director Actuarial Services
Devon Nole, ASA, MAAA, Manager Actuarial Services
Kevin Moss, Actuarial Analyst Senior

Geisinger Health Plan may refer collectively to health care coverage sponsors Geisinger Health Plan, Geisinger Quality Options, Inc., and Geisinger Indemnity Insurance Company, unless otherwise noted. Geisinger Health Plan is part of Geisinger, an integrated health care delivery and coverage organization.

Discrimination is against the law

Geisinger Health Plan, Geisinger Quality Options, Inc., and Geisinger Indemnity Insurance Company (the "Health Plan") comply with applicable federal civil rights laws and do not discriminate on the basis of race, color, national origin, age, disability, sex, gender identity, or sexual orientation. The Health Plan does not exclude people or treat them differently because of race, color, national origin, age, disability, sex, gender identity, or sexual orientation.

The Health Plan:

- Provides free aids and services to people with disabilities to communicate effectively with us, such as:
 - Qualified sign language interpreters
 - Written information in other formats (large print, audio, accessible electronic formats, other formats)
- Provides free language services to people whose primary language is not English, such as:
 - Qualified interpreters
 - Information written in other languages

If you need these services, call the Health Plan at 800-447-4000 or TTY: 711.

If you believe that the Health Plan has failed to provide these services or discriminated in another way on the basis of race, color, national origin, age, disability, sex, gender identity, or sexual orientation, you can file a grievance with:

Civil Rights Grievance Coordinator
Geisinger Health Plan Appeals Department
100 North Academy Avenue
Danville, PA 17822-3220
Phone: 866-577-7733, TTY: 711
Fax: 570-271-7225
GHPCivilRights@thehealthplan.com

You can file a grievance in person or by mail, fax, or email. If you need help filing a grievance, the Civil Rights Grievance Coordinator is available to help you.

You can also file a civil rights complaint with the U.S. Department of Health and Human Services, Office for Civil Rights electronically through the Office for Civil Rights Complaint Portal, available at <https://ocrportal.hhs.gov/ocr/portal/lobby.jsf>, or by mail or phone at:

U.S. Department of Health and Human Services
200 Independence Avenue SW., Room 509F
HHH Building, Washington, DC 20201
Phone: 800-368-1019, 800-537-7697 (TDD)

Complaint forms are available at <http://www.hhs.gov/ocr/office/file/index.html>.

ATTENTION: If you speak a language other than English, language assistance services, free of charge, are available to you. Call 800-447-4000 or TTY: 711.

ATENCIÓN: si habla español, tiene a su disposición servicios gratuitos de asistencia lingüística. Llame al 800-447-4000 (TTY: 711).

注意：如果您使用繁體中文，您可以免費獲得語言援助服務。請致電 800-447-4000 (TTY : 711) 。

CHÚ Ý: Nếu bạn nói Tiếng Việt, có các dịch vụ hỗ trợ ngôn ngữ miễn phí dành cho bạn. Gọi số 800-447-4000 (TTY: 711).

ВНИМАНИЕ: Если вы говорите на русском языке, то вам доступны бесплатные услуги перевода. Звоните 800-447-4000 (телетайп: 711).

ACHTUNG: Wenn Sie Deutsch sprechen, stehen Ihnen kostenlos sprachliche Hilfsdienstleistungen zur Verfügung. Rufnummer: 800-447-4000 (TTY: 711).

주의: 한국어를 사용하시는 경우, 언어 지원 서비스를 무료로 이용하실 수 있습니다. 800-447-4000 (TTY: 711) 번으로 전화해 주십시오.

ATTENZIONE: In caso la lingua parlata sia l'italiano, sono disponibili servizi di assistenza linguistica gratuiti. Chiamare il numero 800-447-4000 (TTY: 711).

ملحوظة: إذا كنت تتحدث اذكر اللغة، فإن خدمات المساعدة اللغوية تتوافر لك بالمجان. اتصل برقم 800-447-4000 (رقم هاتف الصم والبكم: 711).

ATTENTION : Si vous parlez français, des services d'aide linguistique vous sont proposés gratuitement. Appelez le 800-447-4000 (ATS : 711).

ACHTUNG: Wenn Sie Deutsch sprechen, stehen Ihnen kostenlos sprachliche Hilfsdienstleistungen zur Verfügung. Rufnummer: 800-447-4000 (TTY: 711).

સુચના: જો તમે ગુજરાતી બોલતા હો, તો નિ:શુલ્ક ભાષા સહાય સેવાઓ તમારા માટે ઉપલબ્ધ છે. ફોન કરો 800-447-4000 (TTY: 711).

UWAGA: Jeżeli mówisz po polsku, możesz skorzystać z bezpłatnej pomocy językowej. Zadzwoń pod numer 800-447-4000 (TTY: 711).

ATANSYON: Si w pale Kreyòl Ayisyen, gen sèvis èd pou lang ki disponib gratis pou ou. Rele 800-447-4000 (TTY: 711).

ប្រយ័ត្ន: បើសិនជាអ្នកនិយាយភាសាខ្មែរ, សេវាជំនួយភាសាដោយមិនគិតថ្លៃ គឺអាចមានសំរាប់អ្នក។ ចូរ ទូរស័ព្ទ 800-447-4000 (TTY: 711)។

ATENÇÃO: Se fala português, encontram-se disponíveis serviços linguísticos, grátis. Ligue para 800-447-4000 (TTY: 711).

Actuarial Memorandum – Individual GHP

1. Basic Information and Data

General Information

Company Identifying Information (as included in Table 0)

Company Legal Name: Geisinger Health Plan

State: Pennsylvania

HIOS Issuer ID: 22444

NAIC Number: 95923

Market: Individual

Effective Date: 1/1/2024

Company Contact Information

Primary Contact Name: Sarah MacDerment

Primary Contact Phone: 570-214-2348

Primary Contact email address: smmacderment@thehealthplan.com

Filing Information

HIOS Submission Tracking Number: NA

Contract Form Number: M-152-176-F Rev. 1/24, M-152-178-F Rev. 1/24, M-152-192-F Rev. 1/24, M-152-362-F Rev 1/24

SERFF Number: GSHP-133664922

Binder ID Number: GSHP-PA24-125116268

Rate History and Proposed Variations in Rate Changes

Rate History

The recent historical rate increases based on Table 11 are summarized in the table below.

<u>Year</u>	<u>SERFF ID</u>	<u>Average Increase</u>	<u>Minimum Increase</u>	<u>Maximum Increase</u>
2020	GSHP-131915673	7.1%	-0.5%	13.9%
2021	GSHP-132364648	-12.3%	-26.9%	0.9%
2022	GSHP-132824247	0.7%	-14.9%	13.1%
2023	GSHP-133251205	13.9%	-3.3%	26.6%

For every year 2020-2023, the increases were not uniform but varied by plan.

Proposed Rate Increase

This filing applies to HMO and POS products, sold on and off exchange in rating areas 2, 3, 5, 6, 7 and 9. There will be 20 gold plans, 11 silver plans, 11 bronze plans, as well as 4 catastrophic plans, for a total of 46 plans offered in 2024. For every county in our service area, we will continue to have one silver plan offered Off-Exchange only. These plans do not include the adjustment of the defunding of CSR and therefore are lower priced than a similar plan offered On-Exchange. As of February 2023, 16,069 covered lives and 11,887 policyholders will be impacted by this filing. The proposed overall rate increase is 13.1% but is not uniform by plan. The increases range from 5.3% to 17.5%. Table 11 shows the increases at the plan level. These increases vary by plan due to benefit changes necessary to maintain the desired metal level as well as changes in pricing and induced demand factors.

Average Rate Change

The average rate change from Table 11, cell AN13 is 13.1% and is entered as the “percent rate change requested” in the SERFF Rate Review Detail Screen. It is the change in 21-year-old non-tobacco premium PMPM (as instructed by the Department).

Membership Count

Table 1 shows the average age and the member months in the experience period of calendar year 2022, as well as the average age and the current members as of February 1, 2023 by age range. The projected member months for the rating period are also included.

Benefit Changes

Several plan's cost sharing elements were adjusted to maintain the current metal tier. The 'Benefit Changes' tab in the file "PA_Act_Memo_Additional_Exhibits_GHP_Indiv_051123.xlsx" summarizes the significant changes made by HIOS ID.

Reason for Rate Increase

The primary components of this rate increase are:

- Normalized Risk Pool Experience: -6.4%, row 77 on Table 8
- Trend: -5.5%, row 78 on Table 8
- Reinsurance Recoveries: 6.2%, row 83 on Table 8
- Pricing AV: 9.0%, row 87 on Table 8
- Benefit Richness: 5.7%, row 88 on Table 8

These components are discussed later in this document and are displayed in Table 8 of the exhibits.

Experience Period Claims and Premium

Paid Through Date

The Experience Period data provided in the URRT Worksheet 1, Section I and in Table 2 is incurred in calendar year 2022 and paid through February 2023. The data in Table 2 of the exhibits is consistent with the data provided in the URRT in Worksheet 1, Section 1, except the Allowed Claims and Incurred Claims, explained below. This includes only experience for ACA compliant plans and does not include experience for transitional business.

Premiums (net of MLR Rebate) in Experience Period

Premiums include earned premiums for calendar year 2022 for the Single Risk Pool. Premiums are not reduced by taxes and/or assessments. MLR rebates are not expected to be paid for this block of business. Initial estimates of rebates have been completed utilizing the methodology required for the CY 2022 rebate filing. Estimates suggest that the individual market MLR will be above the minimum MLR target of 80%.

Allowed and Incurred Claims Incurred During the Experience Period

The Experience Period Claims are based on individual ACA compliant business incurred and paid claims with IBNR added for the tail of claims incurred but not reported. Allowed claims are calculated by combining paid claims and estimated member cost share. The Incurred and Allowed Claims in Section I of Worksheet 1 of the URRT are the Incurred or Allowed from Table 2, but also include the Rx Rebates and Capitation. Estimated Reinsurance Recoveries are included in the Incurred Claims in Section 1 of Worksheet 1 of the URRT. The same IBNR factors were used for both paid and allowed claims. The IBNR factors were based on legal-entity and market segment level claim lag tables. This method is appropriate to assure proper credibility and because timing of claims payment to providers does not vary by market or product.

There were no non-EHB benefits in the experience period.

Geisinger outsources one benefit and therefore has capitation expenses. The capitated expenses cover nurse line. The capitation amount for the experience period is displayed on Table 2 and is included in both the Incurred Claims and Allowed Claims on Worksheet 1 of the URRT. The capitation charges are uniform and do not vary by age. Row 80 of Table 9 shows the capitation PMPM's for 2023 and 2024.

Pharmacy rebates are listed on Table 2. These rebate dollars would be removed from the Ultimate Incurred Claim liability to the insurer and are removed from the Incurred Claims and the Allowed Claims on Worksheet 1 of the URRT.

The reinsurance recoveries on Table 2 for the experience period is the final 2022 reimbursement amount confirmed by the Pennsylvania Insurance Department on May 5, 2023.

The estimated risk adjustment for the experience period is the estimate calculated by the Pennsylvania Insurance Department which we received on May 8, 2023.

The calendar year 2022 loss ratio, as displayed on Table 2 is 87.54%. The Federal MLR calculation that determines if a rebate is necessary is more complex than the MLR displayed on Table 2. For example, the Federal MLR calculation requires issuers to combine 3 years of experience when determining if a rebate is necessary.

Benefit Categories

Benefit categories are determined by the classification of claims in the Milliman Health Cost Guidelines.

Credibility of Data

The Credibility Manual Rate is a combination of our individual GHP and GQO experience, giving us a more credible manual rate than if we determined them separately by product. Combining the GHP and GQO experience also aids in consistency between the products. Historically, we have seen enrollment move between our GHP and GQO products. It is very important that our premium rates are consistent between products.

To avoid double counting the Experience Period and avoid complicated adjustments to reflect the expected distribution of enrollment in each segment, the credibility of the Experience Period is set to 0.0%. This approach is consistent with the Actuarial Standard of Practice #25. The credibility manual data is shown in Table 2b. Since the credibility manual data is given a weight of 100%, the "blended" data would be the same as the data in Table 2b. The experience period data in Table 2 or 4 does not include data for any transitional business.

Adjustments Made to the Data

The Projected Allowed Experience Claims are adjusted for changes as described in the section below. The Single Risk Pool Adjustment Factors on Table 5 match those on Worksheet 1 of the URRT.

Morbidity Adjustments

We are applying a morbidity adjustment of 0.98 to account for the influx of members moving from Medicaid to the ACA individual market with the ending of the Public Health Emergency. We expect the Medicaid members entering the ACA individual market will be slightly healthier than the current ACA population. We peer reviewed this assumption with actuaries outside Geisinger and this was aligned with their assumptions. The morbidity factor of 0.98 in cell D16 of Table 5 reflects the overall improved health of the statewide ACA individual population due to the addition of the population previously on

Medicaid. The data on members moving to the individual ACA market due to Medicaid redetermination is not yet available as of the date of our initial ACA filings. Therefore, our assumption is just based on our best estimate and is expected to evolve before the final filings are approved.

Changes in Benefits

We have no planned changes to the scope of benefits covered.

Changes in Demographics

We are applying a -0.5% adjustment factor to account for the favorable demographic shift between CY2022 and our projected 2024 enrollment. This adjustment factor is developed on the 'Manual_Age_Factor' tab of file "PA_Act_Memo_Additional_Exhibits_GHP_Indiv_051123.xlsx". The Change in Demographics factor on Table 5 is 0.995 and is 1.925/1.935.

Change in Other

The only item captured in the "Change in Other" adjustment is our private reinsurance coverage. The Reinsurance adjustment is developed on the 'Reinsurance' tab in the file "PA_Act_Memo_Additional_Exhibits_GHP_Indiv_051123.xlsx".

CSR Defunding Adjustment

We estimate that a CSR Defunding Factor of 1.217 will be required to account for the lack of federal CSR funding, as supported by the exhibit titled "ACA CSR – IA Survey 20230227" provided to the PID on February 28th, 2023. To adhere to the PID's recommended range of CSR defunding factors, we will use 1.22 as our factor. This factor is displayed in column P on Table 10.

Trend Identification

Experience data was trended using an annual trend of 6.8%. Table 3b shows the breakdown between service category and cost vs. utilization. Table 3b uses the PMPM by service category as weight to develop the total composite trend.

Our trends are analyzed at a higher level than these individual segments and are the same for the experience data and the credibility manual data. We have combined our individual GHP and GQO experience to develop the trend to apply to both Individual ACA pools. Looking at the COVID adjusted prior 3 years annual allowed trend, we weighted each year equally as shown on the 'Trend' tab of the file "PA_Act_Memo_Additional_Exhibits_GHP_Indiv_051123.xlsx". Weighting trend equally across the last three years helps to remove trend volatility that may occur year to year when reviewing smaller books of business such as the ACA block. Additionally, we have seen more fluctuation in our trends over the past three years than we would traditionally expect. We believe this is largely due to impacts from the COVID pandemic. Although we do our best to adjust the historical experience for COVID, there is still a lot of uncertainty about the impacts of COVID on trends. Therefore, we believe it is best to use a longer-term average until the COVID experience period begins to roll-off of our historical experience.

The Allowed PMPMs shown on the "Trend" exhibit are normalized for cost-sharing since they are on an allowed basis and not on a paid basis. In an attempt to normalize the historical experience for morbidity, we analyzed the average PLRS for each year's membership and experience data. Each year the coefficients used in the risk adjustment model are updated by CMS. This means that we cannot directly compare the average PLRS from each year to any other year. Therefore, we do not adjust our historical trend data to normalize for morbidity, as in prior year's filings. The data used to develop trend has been

adjusted to remove the effects of COVID on 2020 and 2021 claims experience. The COVID adjustment is explained further below.

The breakdown between cost and utilization is based on the average of the prior 3 years of component trends. The development of the component trends for each service category is shown on the 'Trend Components' sheet of the file "PA_Act_Memo_Additional_Exhibits_GHP_Indiv_051123.xlsx". The component trends are all adjusted equally so that the total equates to the 6.8% trend. Historical data accurately measures utilization trend. Historical data for cost trend would be the combination of unit cost, provider mix, services mix, advances in technology, induced demand and many additional components of trend that are not possible to breakdown. Since we are relying on historical data, there is no separate Induced Demand component of trend.

The Composite URR Trend in Table 5, Cell C12 is 1.14 and is used to project the experience period data to the rating period. The aggregate URR Trend reported in Worksheet I, Section 2 is $894.64 / 784.03 = 1.14$ and matches the Composite Trend in Table 3 of the Department's rate exhibits.

Adjustment for COVID

Our 2020 and 2021 COVID adjustment factors are consistent with the prior year's filing. The 'COVID' tab of the "PA_Act_Memo_Additional_Exhibits_GHP_Indiv_051123.xlsx" file shows the adjustment factors applied to the manual data to remove the effects of COVID in 2020 and 2021. For 2020 we calculated and applied separate factors for inpatient, outpatient, and professional claims. For 2021, rather than applying separate monthly factors for different cost categories as was done in 2020, we assessed COVID related costs as a percentage of total costs to determine an adjustment factor for 2021 claims experience. We applied a COVID factor of .954 to claims in 2021 to account for the projected difference between COVID claims costs in 2021 and subsequent years. The COVID Adjustments for 2021 are shown on the 'COVID' tab of the "PA_Act_Memo_Additional_Exhibits_GHP_Indiv_051123.xlsx" file. Based on discussion with other actuaries, we do not anticipate COVID related costs to change drastically from year to year after 2021. Therefore, no COVID adjustment is applied to the 2022 claims experience used in trend development. The COVID adjustments to 2020 and 2021 experience are only used to develop trend accurately. Table 2 and Table 4 show our actual experience without any COVID adjustments.

Historical Experience

Table 4 includes the most recent 48 months of data with run out through February 2023. Allowed claims are calculated by combining paid claims and estimated member cost share. Table 4b displays the combined GHP and GQO Individual ACA data and does not include any adjustments for COVID.

2. Rate Development & Change

Development of Projected Index Rate, Market-Adjusted Index Rate & Total Allowed Claims

Single Risk Pool

The Single Risk Pool has been established in accordance with the requirements in 45 CFR 156.80(d) as was discussed previously in the Experience Period Premium and Claims section.

Index Rate

The Experience Period Index Rate is based on the manual Allowed Claims PMPM and is the starting value on Table 5. The Credibility Manual Rate is a combination of our individual GHP and GQO experience, giving us a more credible manual rate. No benefits were covered in addition to Essential Health benefits in the policies being offered.

The Projected Index Rate for this Single Risk Pool is the Adjusted Projected Allowed EHB Claims PMPM and is the manual rate. The projected claims reflect the trend and benefits described earlier in this memorandum. As discussed above, the Manual Data is weighted 100% since it includes the Actual Experience Data as well as the experience data for our ACA compliant GQO business. If we gave any weight to the Actual Experience Data, it would be double counted since it is also in the Manual Data.

Market Adjusted Index Rate

The Market Adjusted Index Rate and Market Adjusted Total Allowed Claims are calculated in Table 5. The Projected Index Rate is converted to a paid basis by multiplying by the Projected Paid to Allowed ratio.

Paid to Allowed Ratio

The Projected Paid to Allowed Average Ratio is 0.875 and is displayed on Table 5. It is determined for the Projection Period based on the member weighted average Pricing AV for each plan times the CSR Adjustment factor for each plan and the projected member months in each plan. This is consistent with the calculation on Table 10 in cell K16. There are variations between the AV Pricing Values and the AV Calculator values because of different cost structures and management approaches than what is reflected in the national average data used in the AV Calculator.

Projected Risk Adjustments PMPM

Our Individual Exchange population has a less healthy risk profile than the state average in 2022 resulting in payment transfers from the Risk Adjustment program. Premium levels for 2024 need to incorporate the expected payment from the Risk Adjustment program. We have used the PID's estimated 2022 Risk Adjustment as explained above, as the starting point for 2024. We combine our individual GHP and GQO experience together for this estimate, using the same estimate for both entities.

The risk adjustment model applied to the 2024 contract year will be an updated version of what was used for 2022. Specifically, the coefficients will be changing. We have used a 3rd party consultant's estimate of the impact on our population. The result is an expected decrease in transfer payment and is applied to the starting point for 2024 as described above. We also used the 3rd party consultant's estimate for the average charge for the High-Cost Risk Pool (HCRP). The development of the expected payment transfer for 2024 is shown on the 'Risk Adjustment' tab of the file "PA_Act_Memo_Additional_Exhibits_GHP_Indiv_051123.xlsx". The expected payment transfer for 2024 is shown on Table 5 as \$36.92.

The Exchange user fee is 3.0% times the projected premium, times the portion of the enrollment expected to be sold On-Exchange. Due to a circular reference, the formula in cell C32 in Table 5 has a hard-coded value for the projected premium. The formula is $.030 * 850.79 * .88 = \$22.46$. As of February 2023, individual GHP and GQO combined had 19,840 members. 17,514 of these members were sold On-Exchange, so approx. 88% of members we sold On-Exchange.

The impact of the reinsurance program in Pennsylvania is calculated on tabs II.a. and II.b. Tab II.a. has the experience period data for 2022 while tab II.b. has the projected continuance table for 2024. Following the 2024 rate filing guidance issued by the PID, we are submitting our initial filing using a \$60,000 attachment point, 0% coinsurance and a reinsurance cap of \$100,000 as a placeholder until final parameters are developed. Geisinger does not have credible experience at these high claim levels to develop trend projections. We utilized a Leveraged Trend Report published by a 3rd party for these trend projections. This report was used for all claims over \$50,000, with higher trends applied for claims over \$250k vs \$500k vs \$1mil. Two years of trend was applied to project the combined GHP and GQO experience from 2022 to 2024. The projected impact of the reinsurance recoveries is on Table 5, cell

C33. We await guidance from the PID on any program that may be implemented in place of the reinsurance program.

The allowable market-wide modifiers (Risk Adjustment of \$36.92, Exchange User Fees of \$22.46 and Reinsurance Recoveries of \$0) are combined with Projected Incurred EHB Claims PMPM on a paid basis. The Exchange User Fees PMPM is added while the Risk Adjustment and Reinsurance Recovery PMPM are subtracted. This PMPM is then converted back to an allowed basis, again using the projected paid to allowed ratio. Any non-EHB claims would then be added to this value if we had some, but we don't so this PMPM is the Market-Adjusted Projected Total Allowed Claims PMPM, \$877.42 as shown on Table 5 in cell C42.

Retention Items

Administration Expense

Administration expenses are based on activity-based allocation by product for calendar year 2024. This methodology applies for all variable costs and all fixed costs. We are combining the individual GHP and GQO estimates to create one overall PMPM estimate. This helps maintain appropriate relativities between the GHP and GQO plans. The historical administrative expenses are displayed on the 'Administrative_Expense' tab of the file "PA_Act_Memo_Additional_Exhibits_GHP_Indiv_051123.xlsx". Table 6 provides a breakdown of the administrative expenses, as well as the taxes and fees. The administrative expenses are developed as a PMPM expense but applied as a consistent percentage of premium and do not vary by plan. The proposed percentage of premium for 2024 is 7.68% and is shown in both Tables 6 and 10.

Agent/Broker Fees and Commissions

Commissions for Individual ACA business are paid based on the schedules in the file "Broker Commissions CY 2023.pdf". Broker commissions do not vary by geographic location, metal level, plan or enrollment type (open enrollment vs SEP enrollment). The development of the broker commission is displayed on the 'Commission' tab of the file "PA_Act_Memo_Additional_Exhibits_GHP_Indiv_051123.xlsx".

Quality Improvement Initiatives

The Quality Initiatives amount is based on the latest estimate for this product. They are reported on line 6.6 of the Supplement Health Care Exhibit of the Annual Statement. The estimated % of premium is 1.35% and is calculated on the 'Quality Improvement' tab of the file "PA_Act_Memo_Additional_Exhibits_GHP_Indiv_051123.xlsx".

Profit & Risk Margin

The risk margin is set at 2% of premium. This risk margin is applied consistently across all plans.

Taxes, Fees, and Subsidies

The Risk Adjustment User Fee for plan year 2024 was finalized as \$0.21 PMPM.

The Patient-Centered Outcomes Research Institute Fee (PCORI fee) is estimated as \$0.28 PMPM for plan years that will end 12/31/2024.

Geisinger Health Plan does not pay PA Premium tax.

Federal Income tax is paid for POS products by GHP. Only a small portion of GHP plans are POS products and have this tax applied to them. The estimated amount is 0.001% and is calculated on the "Taxes" tab of the file "PA_Act_Memo_Additional_Exhibits_GHP_Indiv_051123.xlsx". Note that the 0.001% is caused

by the very small percentage of members – 41 out of 16,867 – that are projected to be enrolled through a POS product.

The federal government will no longer collect the Health Insurance Provider Fee.

Projected Loss Ratio

The anticipated loss ratio is 91.4% in aggregate as shown below using the federally prescribed MLR methodology:

MLR Numerator = Projected Claims - Reinsurance Recoveries + Quality Initiatives - Risk Adjustment = 782.39 – 0.00 + 11.48 – 36.92 = 756.95

MLR Denominator = Projected Premiums – Taxes and Fees = 850.79 – 0.50 – 22.46 = 827.83

Federal MLR = 756.95 / 827.83 = 91.4%

Normalized Market-Adjusted Projected Allowed Total Claims

The Market-Adjusted Projected Allowed Total Claims is normalized using the projected average factors for age, geography, tobacco, benefit richness (induced demand) and network. These average factors for 2023 and 2024 are displayed on Table 7.

Projected Membership

Our membership within the ACA individual market is expected to increase in 2024 compared to current levels. With the ending of the Public Health Emergency, we estimate that 1,000 members losing Medicaid eligibility will purchase a GHP or GQO plan through the individual ACA exchange. This estimation is based on our internal data about the number of members expected to lose their Medicaid eligibility and our current individual ACA market share. We anticipate this membership will primarily purchase bronze and silver plans. Therefore, we split the projected overall membership growth proportionately based on our February 2023 membership in bronze and silver plans. This resulted in a projected increase of 798 members on the GHP individual block and 202 members on the GQO individual block. Our projected 2024 membership reflects this expected growth relative to our February 2023 membership. Projected membership is used to calculate the normalization factors discussed below.

Normalization Factors

Age Factor

The federal age curve, as shown in Table 12, is used to determine a normalization factor to account for the age mix of business used in generating the Index Rate. The average age factor includes a factor of 0 for non-billable members. The average factors for 2023 and 2024 are shown on Table 7 and are developed on the 'Age_Calibration' tab of the file

"PA_Act_Memo_Additional_Exhibits_GHP_Indiv_051123.xlsx".

Geographic Factor

The geographic rating area factors used to determine premium rates are shown on Table 13. These factors are consistent with the current approved factors. The geographic normalization factor in Table 7 is determined using these factors weighted using projected membership by area and is shown on the 'Area_Calibration' tab of the file "PA_Act_Memo_Additional_Exhibits_GHP_Indiv_051123.xlsx".

Tobacco Factor

A standard 10% load is applied for applicants who indicate tobacco usage by affirmatively answering the question— "Have you used tobacco at least four times a week for the past six months?" We utilized the February 2023 ACA compliant population to determine the percentage of members that admit to the use of tobacco. The average tobacco factor is shown on Table 7 and developed on the

'Tobacco_Calibration' tab of the file "PA_Act_Memo_Additional_Exhibits_GHP_Indiv_051123.xlsx". Table 12 shows the age bands, age factors and tobacco factors where it demonstrates that the tobacco factors are uniform across all age bands (for 21+).

Benefit Richness (Induced Demand)

Induced Demand factors are applied to each plan to reflect the expected utilization, not the expected health status. The PID has instructed carriers to use the formula $(\text{Plan AV})^2 - (\text{Plan AV}) + 1.24$. The Plan AV is the Pricing AV times the CSR Defunding Adjustment. To ensure revenue neutrality, a normalization factor is applied, as instructed. This is developed on the 'Induced_Util_Exhibit' tab of the file "PA_Act_Memo_Additional_Exhibits_GHP_Indiv_051123.xlsx". The average benefit richness factor is shown on Table 7. The Benefit Richness factors in column L of Table 10 are calculated using the prescribed formula and divided by the normalization factor.

Network Factors

Geisinger has two networks, as reflected in Table 14. 26.10% of the projected membership is in the Geisinger Marketplace Premier HMO network with an adjustment factor of 0.94. The other 73.90% of the membership is in the Geisinger Marketplace All-Access HMO network with a factor of 1.00. Weighting these factors as $0.94 * 26.10\% + 1.0 * 73.90\%$ gives the normalization factor of 0.984 shown in cell K53 of table 7. The network factors shown on table 14 are the current network factors normalized.

Connectivity Factors

The products in this filing do not have any connectivity features that impact rates.

Components of Rate Change

Table 8 shows the components of the Rate Change developed in this filing. The key drivers of this increase are changes in the Normalized Risk Pool Experience, Trend, Reinsurance Recoveries, Pricing AV, and Benefit Richness. Table 9 supports the calculations in Table 8. Row A approximately equals Row H.

The amounts shown in the 2023 column for B, C, D, and E match those entered in the 2023 column in the plan year 2023 rate filing. The amounts shown in the 2023 column for A, F and H do not match those entered in the 2023 rate filing due to the shift in enrollment between what was projected in the 2023 rate filing and the actual Feb 2023 enrollment.

3. Plan Rate Development

The projected market-adjusted index rate is used to develop the calibrated plan adjusted index rates in column AA of Table 10. Each plan's rate is developed as the product of the market-adjusted index rate, the allowable factors and calibration for age, geography and tobacco.

The cost model used to calculate the pricing AVs used in column K of table 10 was updated this year to be based on 2022 individual market experience instead of individual and small group combined experience as was used in prior years. This enhancement was discussed with the PID over an email exchange on March 21st, 2023 regarding the 2023 filing. The 'Pricing AV' tab of the "PA_Act_Memo_Additional_Exhibits_GHP_Indiv_051123.xlsx" file shows some sample pricing AV calculations using this updated cost model. The sample plans included are the HIOS plan IDs with the largest membership for each metallic level.

Column P of Table 10 has the CSR Defunding Adjustment of 1.22 applied to the on-Exchange silver plans, as instructed by the PID and explained above.

Each renewing plan is identified as existing or modified. We have no new or discontinued plans for 2024. Column G lists the metallic tier. Column H is the value we calculated using the HHS Actuarial Value Calculator. Screen shots of this calculation are provided in the file “AV_Screenshots_GHP_Indiv_050423.pdf.” The Actuarial Certification, at the end of this document, includes attestation that the Federal AV calculator was used to determine the metallic values. Please also refer to the document “AV_UniquePlanDesignJust_GHP_Indiv.pdf” for further details. Columns L and N were normalized using projected (CY2024) membership.

For the GHP Individual market there are 3 expanded bronze plans. An expanded bronze plan is defined as a bronze plan that *“either covers and pays for at least one major service, other than preventive services, before the deductible or meets the requirements to be a high deductible health plan within the meaning of 26 U.S.C. 223(c)(2)”* as stated at 45 CFR 156.140(c).

1. The plan named “Geisinger Marketplace All-Access HMO 40/80/8400” covers several major services before the deductible, including primary care and specialty care visits with a copay.
2. The plan named “Geisinger Marketplace Premier HMO 40/80/8400” covers several major services before the deductible, including primary care and specialty care visits with a copay.
3. The plan named “Geisinger Marketplace All-Access HMO Pharmacy First 8500” covers generic and brand name prescription drugs before the deductible.

4. Plan Premium Development for 21-Year-Old Non-Tobacco User

The projected calibrated plan-adjusted index rate is used to develop the 21-year-old non-tobacco premium in the individual market. These rates are displayed on Table 10, column AA. Table 11 uses the 21-year-old non-tobacco premiums from Table 10, adjusted by the proposed geographic factors (from Table 13), to develop the 21-year-old non-tobacco premiums by rating area.

5. Plan Factors

The Consumer Adjusted Premium Rates are developed by applying the following allowable rating factors to the calibrated Plan Adjusted Index Rates:

1. Age – reflecting the HHS defined age curve
2. Geographic – as discussed above
3. Tobacco status – as discussed above.

The final Premium rates for all filed benefit plans are displayed in the QHP Rating Template.

Network Factors

Geisinger has two networks in this market. As explained above, the network factors shown on table 14 are the current network factors normalized at the entity level.

Service Area Composition

Bedford county is being added to GHP’s service area for 2024. All the counties of operation from 2023 will also still be included in 2024. To preserve flexibility and align with unique regional and network characteristics, counties are grouped with similarly situated geographies. All counties and service areas are defined in the QHP Service Area template. These service areas are defined on the ‘Service Areas’ tab of the file “PA_Act_Memo_Additional_Exhibits_GHP_Indiv_051123.xlsx”.

Composite Rating

Composite rating is not used.

Plan Type

All plan offerings meet the plan type definitions available in the URRT Worksheet 2, Section I.

Terminated Plans and Products

No products are being terminated in this market.

Changes to URRT

We acknowledge that each time the URRT is changed it will be updated on the URRT tab in SERFF.

Reliance

We relied on Milliman for their classification of benefit categories in the claim data. We have relied on a 3rd party's risk adjustment estimates for the changes to the model as well as the adjustment for the cost of the High Cost Risk Pool. We used a different 3rd party's Leveraged Trend Report to trend the high dollar claim estimates on tab II b. We peer-reviewed our COVID-adjustments approach with multiple 3rd parties. We have relied on the PID's risk adjustment estimates for 2022. We have also relied on a 3rd party vendor's data mart. Checks for reasonableness were applied. When practical, steps were taken to improve the data when necessary.

Additional Exhibits

The following required exhibits have been uploaded in SERFF under the tabs noted next to the exhibit:

- Department Plan Design Summary – submitted under the “Rate/Rule Schedule” tab;
- Service Area Map – submitted under the “Supporting Documentation” tab.

.....
Actuarial Certification

I certify that:

1. I am a member of the American Academy of Actuaries, meet the Qualification Standards for Actuaries Issuing Statements of Actuarial Opinion in the United States promulgated by the American Academy of Actuaries, and have the education and experience necessary to perform this work.
2. The projected Index Rate is:
 - a. In compliance with all applicable state and Federal regulations including 45 CFR 156.80(d)(1)
 - b. Developed in compliance with the applicable Actuarial Standards of Practice,
 - c. Is reasonable in relation to the benefits provided and the population anticipated to be covered,
 - d. Is neither excessive nor deficient based on available information.
3. The Index Rate is used to develop the plan level rates using only the allowable modifiers in accordance with 45 CFR 156.80(d)(1) and 45 CFR 156.80(d)(2).
4. The geographic rating factors reflect only differences in the costs of delivery and do not include differences for population morbidity by geographic area.
5. The Federal AV Calculator was utilized, with an acceptable alternative methodology when appropriate, to determine the AV Metal Values shown on Table 10 and in Worksheet 2, Section I of the URRT, following ASOP 50. Please refer to the "AV_UniquePlanDesignJust_GHP_Indiv.pdf" document for further details.
6. All factor, benefit and other changes from the prior (2023) approved filing have been disclosed in the actuarial memorandum.
7. New plans have not been considered modifications of existing plans under the uniform modification standards in 45 CFR 147.106.
8. The information presented in the PA Actuarial Memorandum and PA Actuarial Memorandum Rate Exhibits is consistent with the information presented in the 2024 Rate Filing Justification.

I confirm that the rates submitted comply with the ACA rating requirements and with the Single Risk Pool per market requirement. The URRT does not demonstrate the process used to develop the rates. Rather it represents information required by Federal regulation to be provided in support of the review of rate increases, for certification of Qualified Health Plans for Federally-facilitated Marketplaces, and for certification that the Index Rate is developed in accordance with Federal regulation and used consistently and only adjusted by the allowable modifiers.

This actuarial certification applies to the rates calculated for the 2024 plan year.



Sarah MacDerment
FSA, MAAA
Attesting Actuary

5/11/2023

Date

**Geisinger Health Plan
Individual Filing for 2024
Standard Questions
SERFF Tracking Number: GSHP-133664922**

1. Membership:

a. If the projected membership for plan year 2024 significantly differs from the current 2/1/2023 membership, please explain why.

As discussed in the 'Projected Membership' section of our memorandum, we are projecting higher membership in 2024 compared to 2/1/2023 membership. We have copied the language from the memorandum below for reference:

Our membership within the ACA individual market is expected to increase in 2024 compared to current levels. With the ending of the Public Health Emergency, we estimate that 1,000 members losing Medicaid eligibility will purchase a GHP or GQO plan through the individual ACA exchange. This estimation is based on our internal data about the number of members expected to lose their Medicaid eligibility and our current individual ACA market share. We anticipate this membership will primarily purchase bronze and silver plans. Therefore, we split the projected overall membership growth proportionately based on our February 2023 membership in bronze and silver plans. This resulted in a projected increase of 798 members on the GHP individual block and 202 members on the GQO individual block. Our projected 2024 membership reflects this expected growth relative to our February 2023 membership.

2. Experience Period Claims:

a. Please confirm that all claims which are capitated have been removed from the experience period claims.

Yes, all capitated claims have been removed from the experience period claims.

b. Please confirm that all non-EHB claims have been removed from the experience period claims.

Yes, this is confirmed.

c. How are drug rebates projected to change from the base period to the rating period? How has this change been reflected in the rate development?

Our rebate vendor has confirmed that we expect no significant differences between the actual 2022 rebates and the projected rebates for 2024. Therefore, no adjustments related to drug rebates have been made to the rate development.

3. COVID:

a. Please confirm that Tables 2-4 of the PAAM Exhibits do not have any COVID adjustment. Additionally, please confirm that any COVID adjustment factor in the filing is reflected in Table 5 of the PAAM Exhibits.

Confirmed. Tables 2-4 of the PAAM Exhibits do not have any COVID adjustment. We do not believe a COVID adjustment is needed for the 2022 experience period claims. Therefore, no adjustment was reflected on Table 5.

b. If there is a COVID adjustment factor other than 1.0, please provide a quantitative exhibit supporting the factor.

The COVID adjustment factor utilized is 1.0.

4. Trend:

a. [SG. Only] If the Total Annual Trend in Table 3 (weighted by credibility) and the Annual Trend used to calculate quarterly rates in Table 5A differ, please provide an explanation and exhibit in support of the variation.

Not applicable.

b. [SG. Only] In Table 5A, if cells K32:M32 are left to equal J32, please explain why that is a reasonable assumption.

Not applicable.

5. Table 6 – Retention:

a. Please confirm that the federal income tax is calculated using a Federal Income Tax Rate of 21%. If other adjustments were made in Table 6, cell C57, please provide a demonstration of how this number was calculated and an explanation of the other adjustments included in the calculation.

Yes, the federal income tax is calculated using a Federal Income Tax Rate of 21%. This calculation is explained further in the 'Taxes, Fees, and Subsidies' section of the memorandum. We have copied the language from the memorandum below for reference:

Federal Income tax is paid for POS products by GHP. Only a small portion of GHP plans are POS products and have this tax applied to them. The estimated amount is 0.001% and is calculated on the "Taxes" tab of the file "PA_Act_Memo_Additional_Exhibits_GHP_Indiv_051123.xlsx". Note that the 0.001% is caused by the very small percentage of members – 41 out of 16,867 – that are projected to be enrolled through a POS product.

b. Please confirm that the Risk Adjustment User Fee PMPM is consistent with HHS Final Notice of Benefit and Payment Parameters for plan year 2024.

Yes, the Risk Adjustment User Fee PMPM of \$0.21 is consistent with HHS Final Notice of Benefit and Payment Parameters for plan year 2024.

c. Please provide an exhibit showing the commission PMPM amount to be paid to brokers in the following situations: Open-Enrollment Enrollee – Renewing, Open Enrollment Enrollee – New, Special Enrollment Period Enrollee – New, Special Enrollment Enrollee – Renewing. If the commission PMPM is not consistent between the four options above, please provide a detailed explanation as to the reason for the difference.

Please refer to the 'Commissions' sheet of the "PA_Act_Memo_Additional_Exhibits_GHP_Indiv_051123.xlsx" file for the different PMPM commissions that we provide to brokers for new and renewing individuals. We provide a higher PMPM commission for new enrollees due to the added administrative work to the broker for transitioning the member to a new carrier. Broker commissions do not vary by enrollment type (open enrollment vs SEP enrollment).

6. Pricing AVs:

a. Please confirm that the Pricing AVs were calculated using a single risk pool (i.e., claims experience is **not** separated by metal level).

Yes, our Pricing AV's were calculated using a single risk pool (claims experience is not separated by metal level).

b. Please identify and support any differences between the company's metallic AV calculator results and the corresponding Pricing AVs.

Please refer to the 'Pricing AV vs Metallic AV' tab of the "PA_Act_Memo_Additional_Exhibits_GHP_Indiv_051123.xlsx" file. All of our Pricing AV's are between 7.9% and 14% higher than the Metallic AV's of the same plan. This difference in magnitude between the Pricing and Metallic AV's is due to the higher paid to allowed ratios that our plans exhibit. The specific

differences between Pricing and Metallic AV's by plan are likely due to different cost structures and management approaches than what is reflected in the national average data used in the AV Calculator. We are a small regional carrier therefore it is reasonable that our experience varies from the national data used in the AV calculator.

7. Expanded Bronze Plans:

a. Please provide an exhibit which demonstrates that the criteria for expanded bronze plans have been met.

The criteria for expanded bronze plans is discussed in the '3. Plan Rate Development' section of our memorandum. We have copied the language from the memorandum below for reference:

For the GHP Individual market there are 3 expanded bronze plans. An expanded bronze plan is defined as a bronze plan that *"either covers and pays for at least one major service, other than preventive services, before the deductible or meets the requirements to be a high deductible health plan within the meaning of 26 U.S.C. 223(c)(2)"* as stated at 45 CFR 156.140(c).

1. The plan named "Geisinger Marketplace All-Access HMO 40/80/8400" covers several major services before the deductible, including primary care and specialty care visits with a copay.
2. The plan named "Geisinger Marketplace Premier HMO 40/80/8400" covers several major services before the deductible, including primary care and specialty care visits with a copay.
3. The plan named "Geisinger Marketplace All-Access HMO Pharmacy First 8500" covers generic and brand name prescription drugs before the deductible.

8. PAAM Exhibits – Consumer Factors:

a. Please provide quantitative and qualitative support for the proposed geographic rating area factors, if different from the previous year.

Our geographic rating area factors are the same factors from the previous year.

b. Please provide quantitative and qualitative support for the proposed network factors, if different from the previous year.

Our network factors are discussed in the 'Network Factors' section of our memorandum. We have copied the language from the memorandum below for reference:

Geisinger has two networks, as reflected in Table 14. 26.10% of the projected membership is in the Geisinger Marketplace Premier HMO network with an adjustment factor of 0.94. The other 73.90% of the membership is in the Geisinger Marketplace All-Access HMO network with a factor of 1.00. Weighting these factors as $0.94 * 26.10\% + 1.0 * 73.90\%$ gives the normalization factor of 0.984 shown in cell K53 of table 7. The network factors shown on table 14 are the current network factors normalized.

9. Public Health Emergency:

a. With the Public Health Emergency expected to end on May 11th, how has the rate development been affected? Please provide support for any adjustments, or support for making no adjustments, if applicable.

The adjustment applied to account for the end of the Public Health Emergency is discussed in the 'Morbidity Adjustments' section of our memorandum. We have copied the language from the memorandum below for reference:

We are applying a morbidity adjustment of 0.98 to account for the influx of members moving from Medicaid to the ACA individual market with the ending of the Public Health Emergency. We expect the Medicaid members entering the ACA individual market will be slightly healthier than the current ACA population. We peer reviewed this assumption with actuaries outside

Geisinger and this was aligned with their assumptions. The morbidity factor of 0.98 in cell D16 of Table 5 reflects the overall improved health of the statewide ACA individual population due to the addition of the population previously on Medicaid. The data on members moving to the individual ACA market due to Medicaid redetermination is not yet available as of the date of our initial ACA filings. Therefore, our assumption is just based on our best estimate and is expected to evolve before the final filings are approved.

b. Furthermore, with the Public Health Emergency scheduled to end on May 11th, has any adjustment been made specifically to the morbidity assumption for Plan Year 2024?

Please refer to the answer provided for question 9a.

c. Please provide commentary on how the Company believes services such as COVID vaccinations and COVID testing will be handled in PY24. Within your response please clarify if these services will be considered preventative and covered at 100%.

COVID vaccines will fall under the vaccine benefit, which is considered preventative and covered at 100% for participating providers. COVID testing will fall under the applicable setting in which the test took place, and the corresponding cost sharing will apply.

10. MLR Exhibit:

a. Please complete table below which summarizes the most recent three years of complete MLR information.

i. Actual is the final information which was filed for the specified calendar year

ii. Pricing is the information which was projected in the final annual filing for the given year (i.e., 2020 pricing information is from the plan year 2020 annual filing submitted in 2019)

Our 'Actual' values are based on the corresponding year's official Annual Reporting Form submitted by Geisinger's finance team. See the completed table below:

Calendar Year	MLR		Member Months	
	Actual	Pricing	Actual	Pricing
2019	85.7%	93.4%	386,028	640,920
2020	102.3%	93.6%	220,992	448,656
2021	101.0%	92.1%	207,815	239,448

b. Are the MLRs and Member Months between Actual and Pricing comparable? If not, explain.

The difference between the actual MLR and the pricing MLR is attributable primarily to the notable difference between actual and projected membership. In 2019, 2020, and 2021 our competitive position in the market led to enrollment changes which were not expected when the rate filing was drafted. This dramatic shift in membership leads to significantly different results than projected.

c. Does the insurer expect to pay MLR rebates for the 3-year period above?

No, we do not expect to pay any MLR rebates for the 3-year period above.

11. Plan of Withdrawal:

a. Please confirm that a Plan of Withdrawal has been submitted if any plans are being discontinued.

No plans are being discontinued this year.

b. For further information regarding the Plan of Withdrawal process, click here. Please send all Plan of Withdrawals to Jeffery Rohaly, wrohaly@pa.gov.

No plans are being discontinued this year.

PA Rate Template Part I
Data Relevant to the Rate Filing

Table 0. Identifying Information

Carrier Name:	Gelinger Health Plan	
Product(s):	HMO, POS	
Market Segment:	Individual	
Rate Effective Date:	1/1/2024	to 12/31/2024
Base Period Start Date:	1/1/2022	to 12/31/2022
Date of Most Recent Membership:	2/1/2023	

Table 1. Number of Members

Average Age	Member-months	Members	Member-months
	Experience Period	Current Period (as of 02-01-2023)	Projected Rating Period
Total	200,654	16,069	202,404
<18	11,534	885	11,148
18-24	9,675	782	9,852
25-29	11,809	964	12,144
30-34	14,138	1,147	14,465
35-39	14,110	1,187	14,952
40-44	15,138	1,264	15,504
45-49	16,434	1,366	17,208
50-54	22,619	1,772	22,320
55-59	30,947	2,423	30,516
60-69	17,571	3,001	27,800
64+	16,479	1,278	16,092

Table 2. Experience Period Claims and Premiums

Earned Premium	Paid Claims	Ultimate Incurred Claims	Member Months	Estimated Cost Sharing (Member + HHS)	Allowed Claims (Non-Capitated)	Non-ENB portion of Allowed Claims	Total Prescription Drug Rebates*	Total ENB Capitation	Total Non-ENB Capitation	Estimated Risk Adjustment	Estimated Reinsurance Recoveries
\$ 133,813,232.7	\$ 140,557,924.6	\$ 142,080,657.02	200,652	\$ 23,405,602.60	\$ 165,486,259.62		\$ (8,176,114.8)	\$ 8,022.3		\$ 9,134,357.95	\$ 8,770,288.78
Experience Period Total Allowed ENB Claims + ENB Capitation PMPM (net of prescription drug rebates)											\$ 784.93
Loss Ratio											\$ 87.54%

*Express Prescription Drug Rebates as a negative number

Table 3. Trend Components

Service Category	Cost*	Utilization*	Induced Demands*	Composite Trend	Weight*
Inpatient Hospital	4.00%	-1.00%	0.00%	2.96%	15.23%
Outpatient Hospital	6.30%	2.80%	0.00%	9.28%	41.97%
Professional	1.40%	1.00%	0.00%	2.41%	17.99%
Other Medical	0.10%	3.40%	0.00%	3.50%	1.29%
Capitation				0.00%	0.01%
Prescription Drugs	4.80%	4.60%	0.00%	9.62%	19.01%
Total Annual Trend				6.82%	100.00%
Months of Trend				24	
Total Applied Trend Projection Factor				1.141	

* Express Cost, Utilization, Induced Utilization and Weight as percentages
 ** Should equal UBR1 Trend

Table 4. Historical Experience

Month-Year	Total Annual Premium	Incurred Claims	Completion Factors*	Ultimate Incurred Claims	Members	Ultimate Incurred PMPM	Estimated Annual Cost Sharing (Member + HHS)	Prescription Drug Rebates**	Allowed Claims (Net of Prescription Drug Rebates)	Allowed PMPM
Jan-19		\$19,084,890.14	1.000%	\$ 19,084,890.14	37,399	\$ 510.33		\$ (469,182.28)	\$ 23,302,330.49	\$ 623.03
Feb-19		\$18,421,108.04	1.000%	\$ 18,421,108.04	34,715	\$ 530.50		\$ (469,182.28)	\$ 21,386,438.88	\$ 621.77
Mar-19		\$19,291,846.62	1.000%	\$ 19,291,846.62	31,031	\$ 624.00		\$ (469,182.28)	\$ 22,400,799.44	\$ 678.11
Apr-19		\$21,589,613.83	1.000%	\$ 21,589,613.83	32,401	\$ 666.31		\$ (413,301.20)	\$ 24,655,174.34	\$ 760.09
May-19		\$20,001,275.75	1.000%	\$ 20,001,275.75	31,172	\$ 630.47		\$ (415,019.25)	\$ 22,824,503.19	\$ 719.44
Jun-19		\$18,864,651.38	1.000%	\$ 18,864,651.38	31,281	\$ 599.31		\$ (458,234.40)	\$ 19,081,122.44	\$ 610.03
Jul-19		\$17,093,520.06	1.000%	\$ 17,093,520.06	30,411	\$ 561.99		\$ (475,327.05)	\$ 19,298,980.61	\$ 634.05
Aug-19		\$18,789,115.24	1.000%	\$ 18,789,115.24	30,011	\$ 626.01		\$ (455,129.65)	\$ 20,777,267.00	\$ 692.21
Sep-19		\$17,303,580.08	1.000%	\$ 17,303,580.08	29,490	\$ 586.53		\$ (492,414.70)	\$ 19,248,589.89	\$ 654.95
Oct-19		\$18,597,859.48	1.000%	\$ 18,597,859.48	28,851	\$ 644.61		\$ (598,471.15)	\$ 21,598,133.62	\$ 748.53
Nov-19		\$17,700,667.84	1.000%	\$ 17,700,667.84	28,301	\$ 625.31		\$ (473,150.90)	\$ 19,498,472.58	\$ 688.81
Dec-19	\$274,006,529.15	\$17,956,667.40	1.000%	\$ 17,956,667.40	27,815	\$ 647.04	\$35,860,824.67	\$ (498,220.00)	\$ 19,638,831.79	\$ 706.08
Jan-20		\$12,670,729.29	1.000%	\$ 12,670,729.29	20,315	\$ 623.08		\$ (513,191.51)	\$ 15,667,311.89	\$ 769.14
Feb-20		\$13,195,215.97	1.000%	\$ 13,195,215.97	19,191	\$ 687.41		\$ (526,937.06)	\$ 15,396,749.41	\$ 802.11
Mar-20		\$12,834,490.86	1.000%	\$ 12,834,490.86	18,931	\$ 677.99		\$ (363,879.26)	\$ 14,416,314.02	\$ 761.35
Apr-20		\$9,142,232.47	1.000%	\$ 9,142,232.47	18,693	\$ 489.01		\$ (529,646.13)	\$ 9,992,312.28	\$ 531.21
May-20		\$10,065,384.98	1.000%	\$ 10,065,384.98	18,441	\$ 545.01		\$ (526,445.29)	\$ 11,063,678.31	\$ 599.12
Jun-20		\$11,327,266.14	1.000%	\$ 11,327,266.14	18,211	\$ 622.01		\$ (530,810.25)	\$ 12,776,375.68	\$ 701.20
Jul-20		\$11,868,584.63	1.000%	\$ 11,868,584.63	17,981	\$ 659.79		\$ (519,240.01)	\$ 13,340,948.21	\$ 741.89
Aug-20		\$12,493,424.79	1.000%	\$ 12,493,424.79	17,761	\$ 706.01		\$ (541,304.17)	\$ 13,801,645.98	\$ 780.21
Sep-20		\$13,666,124.49	1.000%	\$ 13,666,124.49	17,541	\$ 788.11		\$ (444,871.03)	\$ 14,879,007.98	\$ 858.01
Oct-20		\$12,374,912.76	1.000%	\$ 12,374,912.76	17,321	\$ 722.01		\$ (486,381.49)	\$ 13,484,801.42	\$ 786.77
Nov-20		\$12,376,026.66	1.000%	\$ 12,376,026.66	16,871	\$ 733.89		\$ (554,072.00)	\$ 13,380,951.55	\$ 791.86
Dec-20	\$169,197,292.78	\$12,771,399.82	1.000%	\$ 12,771,399.82	16,501	\$ 773.78	\$21,199,107.46	\$ (545,678.34)	\$ 13,680,801.14	\$ 828.38
Jan-21		\$9,642,881.18	1.000%	\$ 9,642,881.18	16,591	\$ 580.79		\$ (318,799.62)	\$ 11,518,215.51	\$ 693.91
Feb-21		\$9,626,926.59	1.000%	\$ 9,626,926.59	16,691	\$ 567.80		\$ (296,411.32)	\$ 11,159,807.51	\$ 660.44
Mar-21		\$13,988,075.64	1.000%	\$ 13,988,075.64	16,841	\$ 830.31		\$ (371,068.16)	\$ 15,558,802.39	\$ 926.70
Apr-21		\$12,740,230.17	1.000%	\$ 12,740,230.17	16,961	\$ 749.11		\$ (363,049.66)	\$ 14,401,901.41	\$ 848.88
May-21		\$11,344,388.09	1.000%	\$ 11,344,388.09	16,211	\$ 682.61		\$ (330,999.14)	\$ 12,863,626.69	\$ 751.31
Jun-21		\$12,402,711.30	1.000%	\$ 12,402,711.30	17,291	\$ 719.01		\$ (382,072.29)	\$ 13,892,311.29	\$ 803.41
Jul-21		\$13,312,986.68	0.999%	\$ 13,314,176.39	17,371	\$ 766.31		\$ (353,452.55)	\$ 14,756,449.38	\$ 849.31
Aug-21		\$13,449,155.88	0.999%	\$ 13,450,493.32	17,521	\$ 767.61		\$ (363,911.59)	\$ 14,672,909.29	\$ 837.40
Sep-21		\$13,839,090.32	0.999%	\$ 13,839,230.38	17,671	\$ 785.89		\$ (384,138.19)	\$ 15,851,831.79	\$ 856.11
Oct-21		\$13,668,006.96	0.999%	\$ 13,669,680.99	17,581	\$ 778.41		\$ (315,101.43)	\$ 14,831,461.54	\$ 844.01
Nov-21		\$14,685,650.32	0.999%	\$ 14,687,507.76	17,731	\$ 845.31		\$ (405,557.37)	\$ 15,910,287.93	\$ 915.77
Dec-21	\$137,991,387.07	\$13,525,570.02	0.999%	\$ 13,541,351.37	17,715	\$ 791.98	\$21,732,246.57	\$ (441,361.40)	\$ 15,561,683.17	\$ 851.35
Jan-22		\$10,249,834.97	0.999%	\$ 10,260,199.51	17,021	\$ 602.21		\$ (558,506.24)	\$ 12,311,503.44	\$ 724.44
Feb-22		\$10,886,593.23	0.998%	\$ 10,900,140.04	17,321	\$ 629.21		\$ (546,480.08)	\$ 12,837,678.54	\$ 741.01
Mar-22		\$12,957,868.97	0.999%	\$ 12,966,408.69	17,091	\$ 758.79		\$ (620,451.89)	\$ 14,343,116.71	\$ 874.31
Apr-22		\$11,348,800.74	0.999%	\$ 11,352,471.73	16,841	\$ 669.01		\$ (532,217.82)	\$ 12,866,404.60	\$ 769.84
May-22		\$10,994,394.82	0.998%	\$ 11,006,591.33	16,611	\$ 660.01		\$ (575,152.11)	\$ 12,479,981.11	\$ 748.31
Jun-22		\$11,134,447.56	0.998%	\$ 11,151,579.20	17,091	\$ 652.51		\$ (575,355.61)	\$ 12,253,090.91	\$ 747.01
Jul-22		\$10,588,289.87	0.996%	\$ 10,641,261.37	16,881	\$ 630.81		\$ (569,231.00)	\$ 11,785,130.81	\$ 694.31
Aug-22		\$11,722,347.93	0.992%	\$ 11,766,632.02	16,731	\$ 702.81		\$ (581,038.67)	\$ 13,833,944.48	\$ 926.01
Sep-22		\$12,570,871.74	0.989%	\$ 12,708,253.09	16,561	\$ 767.31		\$ (738,891.46)	\$ 13,705,285.39	\$ 827.51
Oct-22		\$12,395,470.61	0.987%	\$ 12,515,158.98	16,311	\$ 765.91		\$ (765,055.17)	\$ 13,285,278.11	\$ 818.51
Nov-22		\$12,207,875.78	0.986%	\$ 12,449,189.27	16,111	\$ 771.61		\$ (744,701.51)	\$ 13,116,686.29	\$ 806.11
Dec-22	\$133,813,232.17	\$12,548,518.53	0.993%	\$ 13,356,867.15	15,941	\$ 837.91	\$23,405,602.60	\$ (791,478.96)	\$ 13,831,512.01	\$ 867.81

* Express Completion Factor as a percentage

** Express Prescription Drug Rebates as a negative number

Carrier Name: Geisinger Health Plan
 Product(s): HMO, PDS
 Market Segment: Individual
 Rate Effective Date: 1/1/2024

Table 2b. Manual Experience Period Claims and Premiums

Earned Premium	Paid Claims	Ultimate Incurred Claims	Member Months	Estimated Cost Sharing (Member & HHS)	Allowed Claims (Non-Capitated)	Non-EHB portion of Allowed Claims	Total Prescription Drug Rebates*	Total EHB Capitation	Total Non-EHB Capitation	Estimated Risk Adjustment	Estimated Reinsurance Recoveries
\$ 166,784,789.49	\$ 180,276,214.48	\$ 182,083,475.57	252,340	\$ 50,474,274.22	\$ 212,557,749.79	\$ -	\$ (10,303,231.23)	\$ 10,088.84	\$ -	\$ 12,093,554.51	\$ 11,572,701.47
Experience Period Total Allowed EHB Claims + EHB Capitation PMPM (net of prescription drug rebates)											\$ 801.56
Loss Ratio											\$ 89.57%

*Express Prescription Drug Rebates as a negative number

Table 3b. Manual Trend Components

Service Category	Cost*	Utilization*	Induced Demand*	Composite Trend	Weight*
Inpatient Hospital	4.00%	-1.80%	0.00%	2.39%	19.30%
Outpatient Hospital	6.30%	2.80%	0.00%	4.06%	42.83%
Professional	1.40%	1.00%	0.00%	2.41%	17.86%
Other Medical	0.10%	2.40%	0.00%	2.50%	1.77%
Capitation				0.00%	0.00%
Prescription Drugs	4.80%	4.60%	0.00%	9.62%	18.53%
Total Annual Trend				6.84%	99.99%
Months of Trend				24	
Total Applied Trend Projection Factor				1.141	

*Express Cost, Utilization, Induced Utilization and Weight as percentages

Table 4b. Historical Manual Experience

Month-Year	Total Annual Premium	Incurred Claims	Completion Factors*	Ultimate Incurred Claims	Members	Ultimate Incurred PMPM	Estimated Annual Cost Sharing (Member + HHS)	Prescription Drug Rebates**	Allowed Claims (Net of Prescription Drug Rebates)	Allowed PMPM
Jan-19	\$18,450,215.85	\$20,814,980.64	1.0000	\$ 20,814,980.64	42,721	\$ 487.23	\$43,758,087.25	(5507,381.39)	\$25,840,346.46	\$ 604.86
Feb-19		\$19,926,560.92	1.0000	\$ 19,926,560.92	40,156	\$ 496.22		(5507,381.39)	\$23,684,273.58	\$ 589.80
Mar-19		\$21,704,575.50	1.0000	\$ 21,704,575.50	38,408	\$ 565.11		(5507,381.39)	\$25,527,173.38	\$ 684.64
Apr-19		\$23,536,358.04	1.0000	\$ 23,536,358.04	37,275	\$ 623.07		(5452,912.20)	\$27,292,309.57	\$ 722.50
May-19		\$22,007,161.60	1.0000	\$ 22,007,161.60	37,131	\$ 592.68		(5455,735.60)	\$25,488,326.44	\$ 686.43
Jun-19		\$18,936,785.10	1.0000	\$ 18,936,785.10	36,720	\$ 515.71		(5503,295.65)	\$21,804,635.15	\$ 593.81
Jul-19		\$19,743,223.38	1.0000	\$ 19,743,223.38	35,797	\$ 551.53		(5532,075.85)	\$22,561,614.23	\$ 630.26
Aug-19		\$21,605,589.69	1.0000	\$ 21,605,589.69	35,322	\$ 611.67		(5510,036.15)	\$24,152,041.40	\$ 683.76
Sep-19		\$19,942,439.51	1.0000	\$ 19,942,439.51	34,671	\$ 575.19		(5552,907.40)	\$22,446,716.08	\$ 647.42
Oct-19		\$22,384,882.73	1.0000	\$ 22,384,882.73	34,057	\$ 657.28		(5683,494.55)	\$24,016,258.40	\$ 731.61
Nov-19		\$20,248,321.67	1.0000	\$ 20,248,321.67	33,492	\$ 604.57		(5543,614.60)	\$22,504,817.13	\$ 671.95
Dec-19		\$21,281,348.21	1.0000	\$ 21,281,348.21	33,018	\$ 646.84		(5566,057.75)	\$23,345,928.30	\$ 709.47
Jan-20	\$15,173,815.18	1.0000	\$ 15,173,815.18	23,768	\$ 638.40	(5371,577.05)	\$18,827,524.54	\$ 792.12		
Feb-20	\$16,027,999.47	1.0000	\$ 16,027,999.47	22,482	\$ 712.92	(5341,742.57)	\$18,769,715.20	\$ 834.88		
Mar-20	\$14,971,135.07	1.0000	\$ 14,971,135.07	22,185	\$ 674.84	(5417,032.95)	\$16,939,916.09	\$ 763.59		
Apr-20	\$14,471,655.85	1.0000	\$ 14,471,655.85	21,945	\$ 652.76	(5343,835.87)	\$12,435,614.15	\$ 566.68		
May-20	\$12,324,079.87	1.0000	\$ 12,324,079.87	21,699	\$ 567.94	(5329,252.19)	\$13,583,030.27	\$ 626.96		
Jun-20	\$13,411,993.00	1.0000	\$ 13,411,993.00	21,443	\$ 625.48	(5371,278.31)	\$15,207,664.41	\$ 709.23		
Jul-20	\$14,672,833.81	1.0000	\$ 14,672,833.81	21,200	\$ 692.11	(5418,800.08)	\$16,541,070.13	\$ 780.24		
Aug-20	\$15,387,196.88	1.0000	\$ 15,387,196.88	20,898	\$ 736.30	(5407,740.99)	\$16,997,279.96	\$ 813.34		
Sep-20	\$16,099,608.92	1.0000	\$ 16,099,608.92	20,540	\$ 783.80	(5524,172.83)	\$17,608,247.83	\$ 857.25		
Oct-20	\$15,546,842.13	1.0000	\$ 15,546,842.13	20,305	\$ 765.66	(5580,574.95)	\$16,987,446.17	\$ 836.61		
Nov-20	\$15,122,261.41	1.0000	\$ 15,122,261.41	19,980	\$ 756.87	(5426,198.30)	\$16,415,114.66	\$ 821.57		
Dec-20	\$16,381,227.21	1.0000	\$ 16,381,227.21	19,551	\$ 837.89	(5417,824.14)	\$17,529,543.02	\$ 896.62		
Jan-21	\$12,468,776.70	1.0000	\$ 12,468,776.70	20,547	\$ 606.85	(5373,996.92)	\$15,005,869.86	\$ 730.33		
Feb-21	\$12,014,239.50	1.0000	\$ 12,014,239.50	21,132	\$ 568.54	(5369,027.55)	\$14,115,067.77	\$ 667.96		
Mar-21	\$14,810,118.63	1.0000	\$ 14,810,118.63	21,029	\$ 704.26	(5442,806.28)	\$17,348,419.40	\$ 824.96		
Apr-21	\$16,383,202.46	1.0000	\$ 16,383,202.46	21,257	\$ 770.72	(5428,595.58)	\$18,715,710.18	\$ 880.45		
May-21	\$14,174,846.24	1.0000	\$ 14,174,846.24	21,524	\$ 658.55	(5413,074.50)	\$16,380,549.77	\$ 751.73		
Jun-21	\$15,911,041.29	1.0000	\$ 15,911,041.29	21,741	\$ 731.85	(5462,707.24)	\$18,000,723.99	\$ 827.96		
Jul-21	\$16,236,132.02	0.9999	\$ 16,237,321.92	21,932	\$ 740.36	(5440,404.16)	\$18,163,415.85	\$ 828.18		
Aug-21	\$16,738,461.08	0.9999	\$ 16,759,798.60	22,164	\$ 756.17	(5449,563.56)	\$18,500,970.91	\$ 834.73		
Sep-21	\$18,142,538.83	0.9999	\$ 18,143,679.38	22,348	\$ 811.89	(5472,577.73)	\$19,895,658.83	\$ 890.28		
Oct-21	\$17,305,744.15	0.9999	\$ 17,311,417.93	22,258	\$ 777.77	(5438,745.22)	\$18,935,569.96	\$ 850.92		
Nov-21	\$19,181,091.89	0.9999	\$ 19,182,949.42	22,018	\$ 871.25	(5495,050.83)	\$20,867,465.32	\$ 947.75		
Dec-21	\$16,920,485.64	0.9991	\$ 16,936,268.21	21,735	\$ 779.23	(5514,510.62)	\$18,295,538.24	\$ 841.77		
Jan-22	\$13,341,834.70	0.9992	\$ 13,352,330.50	21,514	\$ 620.83	(5717,583.94)	\$16,254,455.81	\$ 755.52		
Feb-22	\$13,893,616.73	0.9990	\$ 13,907,490.65	21,794	\$ 638.16	(5702,095.29)	\$16,481,103.31	\$ 766.22		
Mar-22	\$16,340,866.26	0.9993	\$ 16,352,370.53	21,501	\$ 760.54	(5778,252.50)	\$18,958,434.30	\$ 881.75		
Apr-22	\$14,449,423.62	0.9989	\$ 14,465,492.50	21,159	\$ 683.66	(5730,596.91)	\$16,569,364.48	\$ 783.09		
May-22	\$14,078,592.03	0.9987	\$ 14,096,595.38	20,984	\$ 671.79	(5776,655.06)	\$15,988,485.36	\$ 761.95		
Jun-22	\$14,477,405.46	0.9983	\$ 14,502,488.02	21,448	\$ 678.17	(5939,375.30)	\$15,990,245.53	\$ 745.54		
Jul-22	\$14,045,999.42	0.9953	\$ 14,112,472.84	21,201	\$ 665.66	(5882,752.40)	\$15,531,266.70	\$ 732.58		
Aug-22	\$17,000,540.74	0.9967	\$ 17,057,439.50	21,028	\$ 811.18	(51,022,638.16)	\$18,471,158.26	\$ 878.41		
Sep-22	\$16,124,726.59	0.9903	\$ 16,282,161.15	20,845	\$ 781.13	(5935,494.75)	\$17,581,393.86	\$ 843.43		
Oct-22	\$15,773,831.24	0.9884	\$ 15,954,585.22	20,585	\$ 775.27	(5938,658.97)	\$17,145,339.11	\$ 822.92		
Nov-22	\$15,259,128.99	0.9810	\$ 15,555,267.30	20,272	\$ 767.35	(5935,684.94)	\$16,306,534.04	\$ 804.41		
Dec-22	\$16,784,789.49	0.9422	\$ 16,440,181.97	20,010	\$ 821.60	(5996,443.01)	\$16,976,737.80	\$ 848.41		

* Express Completion Factor as a percentage

** Express Prescription Drug Rebates as a negative number

Continuance Table for Calculating Reinsurance Impact - Individual Market Only, Experience Period Information

Carrier Name: Geisinger Health Plan
 Product(s): HMO, POS
 Market Segment: Individual
 Rate Effective Date: 1/1/2024
 Incurred Dates: 1/1/2022 to 12/31/2022

Attachment Point: \$60,000
 Reinsurance Cap: \$100,000
 Coinsurance Rate: 0%
 Proj. Incurred Claim Impact: 0.0%

Individual ACA Compliant Policies Only: Incurred Dates 1/1/2022 to 12/31/2022					
Annual Incurred Claims Range		Unique Members	Member Months	Total Incurred Claims	Total Incurred Claims with Reinsurance
\$0	\$29,999	20,687	189,675	\$48,982,451	\$48,982,451
\$30,000	\$34,999	137	1,509	\$4,438,758	\$4,438,758
\$35,000	\$39,999	87	877	\$3,247,637	\$3,247,637
\$40,000	\$44,999	91	1,001	\$3,842,302	\$3,842,302
\$45,000	\$49,999	59	663	\$2,810,922	\$2,810,922
\$50,000	\$54,999	68	762	\$3,572,464	\$3,572,464
\$55,000	\$59,999	53	594	\$3,042,875	\$3,042,875
\$60,000	\$64,999	56	602	\$3,473,926	\$3,473,926
\$65,000	\$69,999	42	471	\$2,822,327	\$2,822,327
\$70,000	\$74,999	34	382	\$2,461,557	\$2,461,557
\$75,000	\$79,999	44	486	\$3,410,139	\$3,410,139
\$80,000	\$84,999	23	253	\$1,880,239	\$1,880,239
\$85,000	\$89,999	27	299	\$2,360,355	\$2,360,355
\$90,000	\$94,999	21	232	\$1,945,566	\$1,945,566
\$95,000	\$99,999	20	213	\$1,950,376	\$1,950,376
\$100,000	\$109,999	26	271	\$2,718,291	\$2,718,291
\$110,000	\$119,999	30	319	\$3,441,898	\$3,441,898
\$120,000	\$129,999	23	263	\$2,850,685	\$2,850,685
\$130,000	\$139,999	16	174	\$2,160,230	\$2,160,230
\$140,000	\$149,999	12	136	\$1,729,829	\$1,729,829
\$150,000	\$159,999	7	74	\$1,091,668	\$1,091,668
\$160,000	\$169,999	16	179	\$2,635,228	\$2,635,228
\$170,000	\$179,999	13	141	\$2,287,666	\$2,287,666
\$180,000	\$189,999	9	92	\$1,654,399	\$1,654,399
\$190,000	\$199,999	9	100	\$1,752,711	\$1,752,711
\$200,000	\$209,999	8	95	\$1,627,432	\$1,627,432
\$210,000	\$219,999	6	72	\$1,286,806	\$1,286,806
\$220,000	\$229,999	5	45	\$1,114,144	\$1,114,144
\$230,000	\$239,999	7	80	\$1,650,577	\$1,650,577
\$240,000	\$249,999	5	59	\$1,234,936	\$1,234,936
\$250,000	\$259,999	1	12	\$258,134	\$258,134
\$260,000	\$269,999	3	32	\$796,183	\$796,183
\$270,000	\$279,999	2	24	\$549,464	\$549,464
\$280,000	\$289,999	3	33	\$849,662	\$849,662
\$290,000	\$299,999	1	12	\$295,618	\$295,618
\$300,000	\$324,999	5	57	\$1,597,723	\$1,597,723
\$325,000	\$349,999	2	13	\$672,190	\$672,190
\$350,000	\$374,999	5	45	\$1,789,834	\$1,789,834
\$375,000	\$399,999	2	24	\$779,364	\$779,364
\$400,000	\$424,999	4	46	\$1,639,714	\$1,639,714
\$425,000	\$449,999	3	36	\$1,315,783	\$1,315,783
\$450,000	\$474,999	0	0	\$0	\$0
\$475,000	\$499,999	1	12	\$475,172	\$475,172
\$500,000	\$599,999	5	46	\$2,683,707	\$2,683,707
\$600,000	\$699,999	7	84	\$4,413,960	\$4,413,960
\$700,000	\$799,999	1	12	\$705,941	\$705,941
\$800,000	\$899,999	2	24	\$1,677,862	\$1,677,862
\$900,000	\$999,999	1	12	\$970,678	\$970,678
\$1,000,000+		1	12	\$1,131,276	\$1,131,276
Total		21,690	200,654	\$142,080,657	\$142,080,657

Continuance Table for Calculating Reinsurance Impact - Individual Market Only, Projection Period Information

Carrier Name:	Geisinger Health Plan	Attachment Point:	\$60,000
Product(s):	HMO, POS	Reinsurance Cap:	\$100,000
Market Segment:	Individual	Coinsurance Rate:	0%
Rate Effective Date:	1/1/2024	Proj. Incurred Claim Impact:	0.0%
		Proj. Morbidity Impact:	0.0%

Reinsurance Program Impact Continuance Table Development - Plan Year 2024					
Annual Incurred Claims Range		Unique Members	Member Months	Total Incurred Claims	Total Incurred Claims with Reinsurance
\$0	\$29,999	25,953	236,775	\$63,346,814	\$63,346,814
\$30,000	\$34,999	162	1,739	\$5,253,424	\$5,253,424
\$35,000	\$39,999	147	1,591	\$5,510,861	\$5,510,861
\$40,000	\$44,999	103	1,022	\$4,341,838	\$4,341,838
\$45,000	\$49,999	106	1,162	\$5,004,460	\$5,004,460
\$50,000	\$54,999	67	736	\$3,504,225	\$3,504,225
\$55,000	\$59,999	74	812	\$4,248,515	\$4,248,515
\$60,000	\$64,999	70	782	\$4,350,387	\$4,350,387
\$65,000	\$69,999	61	661	\$4,123,995	\$4,123,995
\$70,000	\$74,999	54	596	\$3,898,663	\$3,898,663
\$75,000	\$79,999	48	532	\$3,700,456	\$3,700,456
\$80,000	\$84,999	44	495	\$3,639,710	\$3,639,710
\$85,000	\$89,999	41	452	\$3,583,911	\$3,583,911
\$90,000	\$94,999	37	415	\$3,408,777	\$3,408,777
\$95,000	\$99,999	30	328	\$2,934,530	\$2,934,530
\$100,000	\$109,999	52	573	\$5,444,570	\$5,444,570
\$110,000	\$119,999	38	393	\$4,348,159	\$4,348,159
\$120,000	\$129,999	31	340	\$3,886,539	\$3,886,539
\$130,000	\$139,999	33	360	\$4,441,512	\$4,441,512
\$140,000	\$149,999	21	242	\$3,033,487	\$3,033,487
\$150,000	\$159,999	18	187	\$2,792,384	\$2,792,384
\$160,000	\$169,999	12	131	\$1,959,485	\$1,959,485
\$170,000	\$179,999	11	123	\$1,912,094	\$1,912,094
\$180,000	\$189,999	17	181	\$3,147,919	\$3,147,919
\$190,000	\$199,999	11	126	\$2,130,702	\$2,130,702
\$200,000	\$209,999	15	166	\$3,050,045	\$3,050,045
\$210,000	\$219,999	15	155	\$3,218,176	\$3,218,176
\$220,000	\$229,999	9	106	\$2,041,364	\$2,041,364
\$230,000	\$239,999	7	79	\$1,638,280	\$1,638,280
\$240,000	\$249,999	6	72	\$1,464,589	\$1,464,589
\$250,000	\$259,999	5	45	\$1,260,920	\$1,260,920
\$260,000	\$269,999	6	72	\$1,592,759	\$1,592,759
\$270,000	\$279,999	5	53	\$1,363,773	\$1,363,773
\$280,000	\$289,999	7	73	\$1,978,673	\$1,978,673
\$290,000	\$299,999	2	19	\$592,109	\$592,109
\$300,000	\$324,999	11	119	\$3,440,342	\$3,440,342
\$325,000	\$349,999	4	39	\$1,327,217	\$1,327,217
\$350,000	\$374,999	8	93	\$2,913,640	\$2,913,640
\$375,000	\$399,999	2	9	\$768,941	\$768,941
\$400,000	\$424,999	7	69	\$2,856,254	\$2,856,254
\$425,000	\$449,999	1	12	\$438,313	\$438,313
\$450,000	\$474,999	5	60	\$2,300,251	\$2,300,251
\$475,000	\$499,999	4	46	\$1,964,621	\$1,964,621
\$500,000	\$599,999	5	54	\$2,720,791	\$2,720,791
\$600,000	\$699,999	6	62	\$3,970,244	\$3,970,244
\$700,000	\$799,999	7	84	\$5,112,751	\$5,112,751
\$800,000	\$899,999	2	24	\$1,703,011	\$1,703,011
\$900,000	\$999,999	4	48	\$3,780,566	\$3,780,566
\$1,000,000+		2	24	\$2,399,336	\$2,399,336
Total		27,386	252,340	\$207,844,384	\$207,844,384

PA Rate Template Part II
Rate Development and Change

Carrier Name: Geisinger Health Plan
 Product(s): HMO, PDS
 Market Segment: Individual
 Rate Effective Date: 1/1/2024

Table 5. Development of the Projected Index Rate, Market-Adjusted Index Rate, and Total Allowed Claims

Development of the Projected Index Rate	Actual Experience Data	Manual Data
Total Allowed EHB Claims + EHB Capitation PMPM (net of prescription drug rebates) PMPM	\$ 794.03	\$ 801.56
Two year trend projection factor	1.141	1.141
Unadjusted Projected Allowed EHB Claims PMPM	\$ 894.63	\$ 914.94
Single Risk Pool Adjustment Factors		
Change in Morbidity - Impact of Reinsurance Program	1.000	1.000
Change in Morbidity - All Other	1.000	0.980
Total Non-Morbidity Changes	1.000	0.997
Change in Demographics	1.000	0.995
Change in Network	1.000	1.000
Change in Benefits	1.000	1.000
Change in Other	1.000	1.002
Total Adjusted Projected Allowed EHB Claims PMPM	\$ 894.63	\$ 893.94
Credibility Factors	0%	100%
Blended Projected EHB Claims PMPM	\$	\$ 893.94
Development of the Market-Adjusted Index Rate and Total Allowed Claims		
Adjusted Projected Allowed EHB Claims PMPM	\$ 893.94	Index Rate for Projection Period on URRT
Projected Paid to Allowed Ratio	0.879	
Projected Incurred EHB Claims PMPM	\$ 782.89	
Market-wide Adjustments		
Projected Incurred Risk Adjustment PMPM	\$ 236.89	
Projected Incurred Exchange User Fees PMPM	\$ 222.46	
Projected Incurred Reinsurance Recoveries PMPM	\$ 50.00	
Market-Adjusted Projected Incurred EHB Claims PMPM	\$ 767.94	
Market-Adjusted Projected Allowed EHB Claims PMPM	\$ 877.42	Market-Adjusted Index Rate
Projected Allowed Non-EHB Claims PMPM	\$ 50.00	
Market-Adjusted Projected Incurred Total Claims PMPM	\$ 767.94	
Market-Adjusted Projected Allowed Total Claims PMPM	\$ 877.42	

For Informational Purposes only - No input required.

Blended Base Period Unadjusted Claims before Normalization	\$ 801.56	Index Rate of Experience Period on URRT
Blended Earned Premium	\$ 166,784,789.49	
Blended Loss Ratio	89.57%	

Table 5A. Small Group Projected Index Rate with Quarterly Trend

# of Member Months Reviewing in Quarter	Effective Date				Total Single Risk Pool
	1/1/2024	4/1/2024	7/1/2024	10/1/2024	
Adjusted Projected Allowed EHB Claims PMPM	\$ 893.94	\$ 893.94	\$ 893.94	\$ 893.94	\$ 893.94
Months of Trend	-	3	6	9	
Annual Trend	6.84%	6.84%	6.84%	6.84%	
Single Risk Pool Projected Allowed Claims	\$ 893.94	\$ 908.85	\$ 924.01	\$ 939.42	
Quarterly Trend Factor	1.000	1.013	1.024	1.031	0.000

Table 6. Retention

Retention Items - Express in percentages	Percentages	PMPM Amounts
Administrative Expenses	7.60%	\$66.34
General and Claims	6.13%	\$52.16
Agent/Broker Fees and Commissions	0.20%	\$1.70
Quality Improvement Initiatives	1.30%	\$11.46
Taxes and Fees	0.06%	\$0.50
Risk Adjustment User Fee	0.03%	\$0.23
PCORI Fee	0.03%	\$0.28
PA Premium & Other Taxes (if applicable)	0.00%	\$0.00
Federal Income Tax	0.00%	\$0.01
Health Insurance Providers Fee (Prorated for Small Groups only)	0.00%	\$0.00
Profit/Contingency (after tax)	2.00%	\$17.02
Total Retention	9.74%	\$82.86
Projected Required Revenue PMPM		\$ 850.79

Table 7. Normalized Market-Adjusted Projected Allowed Total Claims

Normalization Factors	2023	2024
Average Age Factor	1.011	1.017
Average Geographic Factor	1.000	0.999
Average Tobacco Factor	1.000	1.000
Average Benefit Richness (induced demand)	1.002	1.140
Average Network Factor	0.981	0.984
Market-Adjusted Projected Allowed Total Claims PMPM	\$855.38	\$ 877.42
Normalized Market-Adjusted Projected Allowed Total Claims PMPM	\$ 405.27	\$ 403.13

Table 8. Components of Rate Change

Rate Components	2023	2024	Difference	Percent Change
A. Calibrated Plan Adjusted Index Rate (PMPM)	\$ 389.73	\$ 440.83	\$ 51.10	13.1%
B. Base period allowed claims before normalization	\$822.11	\$ 801.56	\$ (20.59)	-5.3%
C. Normalization factor component of change	\$ (428.78)	\$ (433.29)	\$ (4.51)	-1.2%
D. Change in Normalized Allowed Claims Adjustment Components				
D1. Base period allowed claims after normalization	\$ 393.37	\$ 368.27	\$ (25.10)	-6.4%
D2. URRT Trend	\$ 72.81	\$ 52.09	\$ (21.31)	-5.5%
D3. URRT Morbidity	\$ (21.47)	\$ (8.41)	\$ 13.06	3.4%
D4. URRT Other	\$ 2.23	\$ (1.24)	\$ (3.47)	-0.9%
D5. Normalized URRT Risk Adjustment on an allowed basis	\$ (16.50)	\$ (19.38)	\$ 7.21	1.8%
D6. Normalized Exchange User Fee on an allowed basis	\$ 12.40	\$ 11.79	\$ (0.61)	-0.2%
D7. Normalized Reinsurance Recoveries on an allowed basis	\$ (24.07)	\$ -	\$ 24.07	6.2%
D8. Subtotal - Sum(D1-D7)	\$ 492.27	\$ 403.13	\$ (6.14)	-1.6%
E. Change in Allowable Plan Adjusted Level Components				
E1. Network	\$ (6.00)	\$ (6.33)	\$ (0.20)	-0.1%
E2. Pricing AV	\$ (84.91)	\$ (49.66)	\$ 35.27	9.0%
E3. Benefit Richness	\$ 26.13	\$ 48.27	\$ 22.14	5.7%
E4. Catastrophic Eligibility	\$ (0.14)	\$ (0.12)	\$ 0.02	0.0%
E5. Subtotal - Sum(E1-E4)	\$ (64.91)	\$ (7.74)	\$ 57.19	14.7%
F. Change in Retention Components				
F1. Administrative Expenses	\$ 34.42	\$ 33.86	\$ (0.57)	-0.1%
F2. Taxes and Fees	\$ 0.25	\$ 0.26	\$ 0.01	0.0%
F3. Profit and/or Contingency	\$ 7.79	\$ 8.82	\$ 1.02	0.3%
F4. Subtotal - Sum(F1-F3)	\$ 42.47	\$ 42.93	\$ 0.46	0.1%
G. Change in Miscellaneous Items				
	\$ 50.00	\$ 50.00	\$ -	0.0%
H. Sum of Components of Rate Change (should approximate the change shown in line A)	\$ 386.82	\$ 438.32	\$ 51.50	13.2%

Table 9. Year-over-Year Data to Support Table 8

	2023	2024
Paid-to-Allowed	0.79%	0.87%
URRT Trend (Total Applied Trend Factor)	1.13%	1.14%
URRT Morbidity	0.95%	0.98%
URRT "Other"	1.00%	0.99%
Risk Adjustment	(\$43.87)	(\$6.92)
Exchange User Fee	\$20.46	\$22.46
Reinsurance Recoveries	\$39.72	-
Capitation	\$0.04	\$0.04
Network	0.98%	0.98%
Pricing AV	0.78%	0.87%
Benefit Richness	1.00%	1.13%
Catastrophic Eligibility	1.000	1.000
Administrative Expenses	8.83%	7.68%
Taxes and Fees	0.07%	0.06%
Profit and/or Contingency	1.00%	2.00%

For 2023 in cell B1, please include a factor equal to the product of the average Pricing AV and the Non-Funding of CSR Adjustment

PA Rate Template Part IV A - Individual
Table 11. Plan Premium Development for 21-Year-Old Non-Tobacco User

Carrier Name: Getinger Health Plan
 Product(s): HMO, PHS
 Market Segment: Individual
 Rate Effective Date: 1/1/2024

Plan Number	HMO Plan ID (Standard Component)	1/1/2023 Plan Description	Discontinuation, New, Modified, Existing (D,N,M,E) for 2024	1/1/2024 Plan HMO Plan ID (Discontinuation & Mapped)	Metallic Tier	Exchange On/Off or OP
Totals						

2023 21-year-old, Non-Tobacco Premium PMPM										Average (weighted by enrollment by rating area)
1	2	3	4	5	6	7	8	9	0	
\$	\$	\$	\$	\$	\$	\$	\$	\$	\$	\$ 471.80
\$	\$	\$	\$	\$	\$	\$	\$	\$	\$	\$ 388.86

2024 21-year-old, Non-Tobacco Premium PMPM										Average (weighted by enrollment by rating area)
1	2	3	4	5	6	7	8	9	0	
\$	\$	\$	\$	\$	\$	\$	\$	\$	\$	\$ 513.00
\$	\$	\$	\$	\$	\$	\$	\$	\$	\$	\$ 459.88

Plan 1	21444FAD000039	Getinger Marketplace All-Acces HMO 20/50/250	E	21444FAD000039	Gold	On/Off
Plan 2	21444FAD000038	Getinger Marketplace All-Acces HMO 20/50/250	E	21444FAD000038	Gold	On/Off
Plan 3	21444FAD000038	Getinger Marketplace All-Acces HMO 30/60/700	M	21444FAD000038	Silver	On/Off
Plan 4	21444FAD000039	Getinger Marketplace All-Acces HMO 30/60/700	M	21444FAD000039	Silver	On/Off
Plan 5	21444FAD000040	Getinger Marketplace All-Acces HMO 30/60/700	M	21444FAD000040	Silver	On/Off
Plan 6	21444FAD000042	Getinger Marketplace All-Acces HMO 20/50/250	E	21444FAD000042	Gold	On/Off
Plan 7	21444FAD000045	Getinger Marketplace All-Acces Extra HMO 10/50/500	M	21444FAD000045	Gold	On/Off
Plan 8	21444FAD000053	Getinger Marketplace All-Acces HMO 40/80/840	M	21444FAD000053	Expanded Bronze	On/Off
Plan 9	21444FAD000054	Getinger Marketplace All-Acces HMO 40/80/840	M	21444FAD000054	Expanded Bronze	On/Off
Plan 10	21444FAD000055	Getinger Marketplace All-Acces HMO 40/80/840	M	21444FAD000055	Expanded Bronze	On/Off
Plan 11	21444FAD000063	Getinger Marketplace All-Acces HMO 30/60/700	E	21444FAD000063	Silver	Off
Plan 12	21444FAD000064	Getinger Marketplace All-Acces HMO 30/60/700	E	21444FAD000064	Silver	Off
Plan 13	21444FAD000065	Getinger Marketplace All-Acces HMO 30/60/700	E	21444FAD000065	Silver	Off
Plan 14	21444FAD000062	Getinger Marketplace All-Acces HMO 20/50/250	E	21444FAD000062	Gold	On/Off
Plan 15	21444FAD000090	Getinger Marketplace All-Acces HMO 30/60/700	E	21444FAD000090	Silver	Off
Plan 16	21444FAD000098	Getinger Marketplace All-Acces HMO 30/60/700	M	21444FAD000098	Silver	On/Off
Plan 17	21444FAD000106	Getinger Marketplace All-Acces HMO 40/80/840	M	21444FAD000106	Expanded Bronze	On/Off
Plan 18	21444FAD000135	Getinger Marketplace Premier HMO 20/50/250	E	21444FAD000135	Gold	On/Off
Plan 19	21444FAD000136	Getinger Marketplace Premier HMO 30/60/700	M	21444FAD000136	Silver	On/Off
Plan 20	21444FAD000137	Getinger Marketplace Premier HMO 40/80/840	M	21444FAD000137	Expanded Bronze	On/Off
Plan 21	21444FAD000138	Getinger Marketplace Premier HMO 20/50/250	E	21444FAD000138	Gold	On/Off
Plan 22	21444FAD000139	Getinger Marketplace Premier HMO 30/60/700	M	21444FAD000139	Silver	On/Off
Plan 23	21444FAD000140	Getinger Marketplace Premier HMO 40/80/840	M	21444FAD000140	Expanded Bronze	On/Off
Plan 24	21444FAD000141	Getinger Marketplace Premier HMO 20/50/250	E	21444FAD000141	Gold	On/Off
Plan 25	21444FAD000142	Getinger Marketplace Premier HMO 30/60/700	M	21444FAD000142	Silver	On/Off
Plan 26	21444FAD000144	Getinger Marketplace Premier HMO 40/80/840	M	21444FAD000144	Expanded Bronze	On/Off
Plan 27	21444FAD000144	Getinger Marketplace All-Acces HMO 20/50/250	M	21444FAD000144	Gold	On/Off
Plan 28	21444FAD000146	Getinger Marketplace All-Acces HMO 20/50/250	M	21444FAD000146	Gold	On/Off
Plan 29	21444FAD000153	Getinger Marketplace All-Acces HMO 20/50/250	M	21444FAD000153	Gold	On/Off
Plan 30	21444FAD000153	Getinger Marketplace All-Acces HMO 20/50/250	M	21444FAD000153	Gold	On/Off
Plan 31	21444FAD000157	Getinger Marketplace All-Acces HMO 20/50/250	M	21444FAD000157	Gold	On/Off
Plan 32	21444FAD000159	Getinger Marketplace All-Acces HMO 20/50/250	M	21444FAD000159	Gold	On/Off
Plan 33	21444FAD000166	Getinger Marketplace All-Acces HMO 20/50/250	M	21444FAD000166	Gold	On/Off
Plan 34	21444FAD000167	Getinger Marketplace All-Acces HMO 20/50/250	M	21444FAD000167	Gold	On/Off
Plan 35	21444FAD000171	Getinger Marketplace All-Acces HMO 20/50/250	M	21444FAD000171	Gold	On/Off
Plan 36	21444FAD000171	Getinger Marketplace All-Acces HMO 20/50/250	M	21444FAD000171	Gold	On/Off
Plan 37	21444FAD000179	Getinger Marketplace All-Acces HMO 20/50/250	M	21444FAD000179	Gold	On/Off
Plan 38	21444FAD000180	Getinger Marketplace All-Acces HMO 20/50/250	M	21444FAD000180	Gold	On/Off
Plan 39	21444FAD000197	Getinger Marketplace All-Acces HMO Pharmacy First \$500	M	21444FAD000197	Expanded Bronze	On/Off
Plan 40	21444FAD000200	Getinger Marketplace All-Acces HMO Pharmacy First \$500	M	21444FAD000200	Expanded Bronze	On/Off
Plan 41	21444FAD000201	Getinger Marketplace All-Acces HMO Pharmacy First \$500	M	21444FAD000201	Expanded Bronze	On/Off
Plan 42	21444FAD000208	Getinger Marketplace All-Acces HMO Pharmacy First \$500	M	21444FAD000208	Expanded Bronze	On/Off
Plan 43	21444FAD000260	Getinger Marketplace All-Acces Value	M	21444FAD000260	Catastrophic	On/Off
Plan 44	21444FAD000261	Getinger Marketplace All-Acces Value	M	21444FAD000261	Catastrophic	On/Off
Plan 45	21444FAD000262	Getinger Marketplace All-Acces Value	M	21444FAD000262	Catastrophic	On/Off
Plan 46	21444FAD000263	Getinger Marketplace All-Acces Value	M	21444FAD000263	Catastrophic	On/Off

PA Rate Template Part VI - Rate Change Summary

Table 15. Rate Change Summary Information

Overview

Initial Requested Average Rate Change:	5.13% (100%)
Revised Requested Average Rate Change:	12.1%
Minimum Requested Rate Change:	5.28%
Maximum Requested Rate Change:	17.5%
Missed Members:	16,000
Available Rating Areas:	Rating Areas 2, 3, 5, 6, 7, and 9

Carrier Name: Colinger Health Plan
 Product(s): HMO, POS
 Market Segment: Individual
 Rate Effective Date: 1/1/2024

Rating Area	Active Rating Areas	Count of Remaining Active Rating Areas	Test
1	-	0	0
2	2	0	0.2
3	1	0	0.8
4	5	0	4.6
6	6	0	2.6
7	7	0	2.7
8	-	1	1
9	9	0	5 and 9

Key Information

Jan 2023 - Dec 2023 Historical Experience	
Premium	\$141,947,380.22
Claims	\$124,842,471.12
Administrative Expenses	\$10,888,184.54
Taxes & Fees	\$8,202,474.84
Company Made After Taxes	\$1,179,426.28

How It Plans to Spend Your Premium
 This is how the company plans to spend the premium it collects in 2024:

Claims	86%
Administrative Expenses	7%
Taxes & Fees	7%
Profit	0%

The company expects its annual medical costs to increase **6.6%**

Explanation of requested rate change: **Colinger Health Plan has proposed an overall** base rate increase of 12.1% for Individual HMO/POS members renewing in the Marketplace effective January 1, 2024 through December 31, 2024. The actual range of proposed rate changes vary from 5.2% to 17.5%. The key drivers of this increase are changes in the normalized risk pool experience, trend, reinsurance, pricing AOs, and benefit richness. The total proposed 2024 administrative costs are slightly lower than those used for the current 2023 rates. As required by Federal regulations and using the Federally prescribed MAR methodology, the projected loss ratio exceeds 80%. There were minimal benefit changes proposed for 2024 to maintain the desired medical level.

**Geisinger Health Plan
Individual Filing for 2024
Calibration of Age Factors**

	(2)	(1) X (2)	(1) X (2) (2)
	Proj Members	Factor X Members	Calibration Factor:
Total members with premium:	16,847	32,463.11	1.927
Members in 0-20 age with no premium:	20		
Total:	16,867		

Min	Max	(1) HHS defined age curve	(2) Members	(1) X (2) Factor X Members
0	14	0.765	695	531.68
15	16	0.833	68	56.64
16	17	0.859	71	60.99
17	18	0.885	75	66.38
18	19	0.913	73	66.65
19	20	0.941	112	105.39
20	21	0.970	109	105.73
21	22	1.000	122	122.00
22	23	1.000	138	138.00
23	24	1.000	140	140.00
24	25	1.000	127	127.00
25	26	1.004	148	148.59
26	27	1.024	216	221.18
27	28	1.048	204	213.79
28	29	1.087	214	232.62
29	30	1.119	230	257.37
30	31	1.135	232	263.32
31	32	1.159	247	286.27
32	33	1.183	247	292.20
33	34	1.198	250	299.50
34	35	1.214	228	276.79
35	36	1.222	232	283.50
36	37	1.230	274	337.02
37	38	1.238	259	320.64
38	39	1.246	243	302.78
39	40	1.262	238	300.36
40	41	1.278	267	341.23
41	42	1.302	254	330.71
42	43	1.325	237	314.03
43	44	1.357	294	398.96
44	45	1.397	275	384.18
45	46	1.444	290	418.76
46	47	1.500	281	421.50
47	48	1.563	264	412.63
48	49	1.635	270	441.45
49	50	1.706	329	561.27
50	51	1.786	293	523.30
51	52	1.865	400	746.00
52	53	1.952	422	823.74
53	54	2.040	372	758.88
54	55	2.135	373	796.36
55	56	2.230	429	956.67
56	57	2.333	450	1,049.85
57	58	2.437	501	1,220.94
58	59	2.548	564	1,437.07
59	60	2.603	599	1,559.20
60	61	2.714	613	1,663.68
61	62	2.810	691	1,941.71
62	63	2.873	858	2,465.03
63	64	2.952	988	2,916.58
64	200	3.000	1,341	4,023.00
Min	Max	(1) HHS defined age curve	(2) Members	(1) X (2) Factor X Members

Geisinger Health Plan
 Individual Filing for 2024
 Average Age Factor in Manual Rate

	(2) Proj Members	(1) X (2) Factor X Proj Members	(3) 2022 Member Months	(1) X (3) Factor X 2022 Member Months
Total members:	20,840	40,123.43	252,340	488,174.59

Factor X Member Months	
Member Months	
Experience Period Enrollment Factor:	1.935
Projected Enrollment Factor:	1.925
Table 5 Factor:	0.995

Min	Max	(1) HHS defined age curve	(2) Proj Members	(1) X (2) Factor X Proj Members	(3) 2022 Member Months	(1) X (3) Factor X 2022 Member Months
0	14	0.765	932	712.98	11,402	8,722.44
15	16	0.833	84	69.97	1,083	902.30
16	17	0.859	88	75.59	1,159	995.58
17	18	0.885	86	76.11	948	839.24
18	19	0.913	92	84.00	1,235	1,127.56
19	20	0.941	143	134.56	1,299	1,222.36
20	21	0.970	140	135.80	1,697	1,646.25
21	22	1.000	149	149.00	2,021	2,021.38
22	23	1.000	183	183.00	2,196	2,196.08
23	24	1.000	164	164.00	1,966	1,966.35
24	25	1.000	154	154.00	2,040	2,040.00
25	26	1.004	179	179.72	2,138	2,147.00
26	27	1.024	269	275.46	2,883	2,952.64
27	28	1.048	250	262.00	3,227	3,381.45
28	29	1.087	259	281.53	3,219	3,498.85
29	30	1.119	278	311.08	3,502	3,918.22
30	31	1.135	271	307.59	3,398	3,856.66
31	32	1.159	293	339.59	3,562	4,127.98
32	33	1.183	306	362.00	3,821	4,520.72
33	34	1.198	306	366.59	3,613	4,328.21
34	35	1.214	289	350.85	3,355	4,072.67
35	36	1.222	287	350.71	3,324	4,062.07
36	37	1.230	332	408.36	3,619	4,451.57
37	38	1.238	309	382.54	3,570	4,420.22
38	39	1.246	295	367.57	3,196	3,981.99
39	40	1.262	285	359.67	3,881	4,897.70
40	41	1.278	343	438.35	3,733	4,770.98
41	42	1.302	320	416.64	3,555	4,628.40
42	43	1.325	296	392.20	3,933	5,211.64
43	44	1.357	362	491.23	3,922	5,322.07
44	45	1.397	359	501.52	4,266	5,960.05
45	46	1.444	345	498.18	4,072	5,879.53
46	47	1.500	353	529.50	3,823	5,735.09
47	48	1.563	329	514.23	4,249	6,641.19
48	49	1.635	329	537.92	3,921	6,410.79
49	50	1.706	380	648.28	4,252	7,253.91
50	51	1.786	369	659.03	5,211	9,307.49
51	52	1.865	465	867.23	5,761	10,743.95
52	53	1.952	520	1,015.04	5,711	11,148.81
53	54	2.040	469	956.76	5,895	12,026.27
54	55	2.135	484	1,033.34	5,596	11,946.56
55	56	2.230	524	1,168.52	6,582	14,677.86
56	57	2.333	556	1,297.15	6,895	16,085.83
57	58	2.437	618	1,506.07	7,630	18,593.53
58	59	2.548	674	1,717.35	8,192	20,872.20
59	60	2.603	736	1,915.81	9,315	24,246.61
60	61	2.714	790	2,144.06	9,212	25,002.59
61	62	2.810	857	2,408.17	10,851	30,490.75
62	63	2.873	1,061	3,048.25	12,382	35,572.91
63	64	2.952	1,243	3,669.34	15,148	44,716.19
64	200	3.000	1,635	4,905.00	20,877	62,631.96
Min	Max	(1) HHS defined age curve	(2) Proj Members	(1) X (2) Factor X Proj Members	(3) 2022 Member Months	(1) X (3) Factor X 2022 Member Months

**Geisinger Health Plan
Individual Filing for 2024
Calibration of Area Factors**

	(1)	(2)	(1) X (2)	<u>(1) X (2)</u> (2)
Region	Area Factors	Proj Members	Factor X Members	Calibration Factor:
2	1.000	48	48.00	
3	0.950	8,778	8,339.10	
5	0.950	329	312.55	
6	1.000	5,768	5,768.00	
7	1.250	978	1,222.50	
9	1.200	966	1,159.20	
		16,867	16,849.35	0.999

**Geisinger Health Plan
Individual Filing for 2024
Calibration of Tobacco Factor**

	(1)	(2)	(1) X (2)	(1) X (2) (2)
	Tobacco Factors	Proj Members	Factor X Members	Calibration Factor:
Non-Tobacco Users:	1.000	15,513	15,513.00	
Tobacco Users:	1.100	1,354	1,489.40	
Total:		16,867	17,002.40	1.008

**Geisinger Health Plan
Individual Filing for 2024
Trend Exhibit**

12 month rolling Allowed Claims PMPM for Individual.

Period	Member Months	Allowed PMPM*	Annual Change	Weight
Jan 2019 - Dec 2019	439,161	\$659.36		
Jan 2020 - Dec 2020	255,996	\$728.72	10.5%	33%
Jan 2021 - Dec 2021	259,683	\$785.34	7.8%	33%
Jan 2022 - Dec 2022	252,340	\$801.52	2.1%	33%

*Includes COVID adjustment for 2020 and 2021 experience

Percentage Annual Trend

6.8%

**Geisinger Health Plan
Individual Filing for 2024
Trend Components**

Cost Components

Service Category	2020 Annual Change	2021 Annual Change	2022 Annual Change	Average
Inpatient Hospital	10.6%	0.6%	0.9%	4.0%
Outpatient Hospital	4.3%	-3.1%	17.7%	6.3%
Professional	13.3%	1.0%	-10.3%	1.4%
Prescription Drugs	13.3%	0.3%	0.8%	4.8%
Other Medical	0.9%	-8.7%	8.0%	0.1%

Utilization Components

Service Category	2020 Annual Change	2021 Annual Change	2022 Annual Change	Average
Inpatient Hospital	-7.2%	12.6%	-8.4%	-1.0%
Outpatient Hospital	2.1%	12.8%	-6.7%	2.8%
Professional	-8.8%	12.3%	-0.4%	1.0%
Prescription Drugs	13.7%	-9.4%	9.4%	4.6%
Other Medical	13.6%	3.1%	-9.4%	2.4%

**Geisinger Health Plan
Individual Filing for 2024
Projected Reinsurance Calculation**

	PMPM
Reinsurance Premium July 2022 - June 2023	\$2.21
Assumed Reinsurance Premium July 2023 - June 2024	\$2.65
Assumed Reinsurance Premium July 2024 - June 2025	\$3.18
Estimated Reinsurance Premium Jan 2024 - Dec 2024	\$2.92
Estimated Reinsurance Recoveries	\$0.71
Net Reinsurance	\$2.20
Other Factor - Other	1.002
Total Adjusted Projected Allowed EHB Claims PMPM	\$893.94

**Geisinger Health Plan
Individual Filing for 2024
Administrative Expense Exhibit**

	2019	2020	2021	2022
Actual PMPM:	\$48.79	\$65.90	\$60.34	\$68.24
Projected PMPM:	\$38.51	\$38.75	\$50.81	\$62.38

**Geisinger Health Plan
Individual Filing for 2024
Projected Tax Estimates**

Federal Income Tax

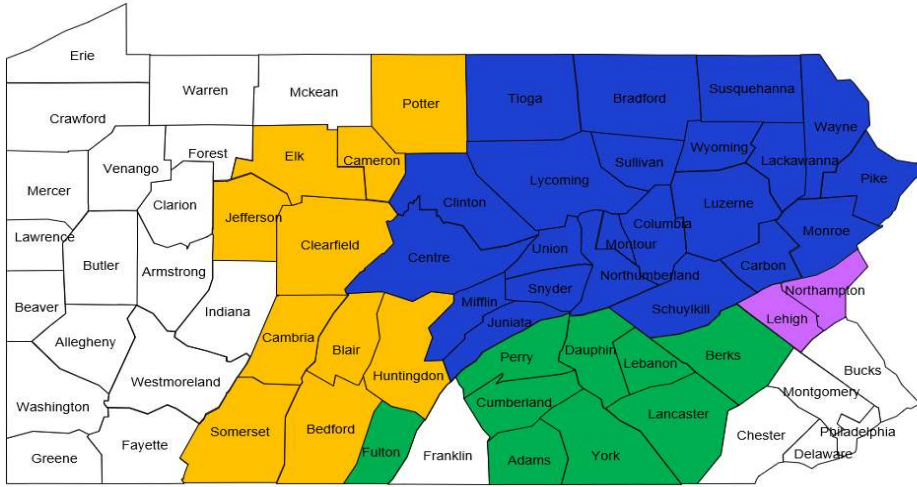
Projected Margin:	2%
Projected Federal Income Tax Rate:	21%
Estimated Tax Rate for POS:	0.53%
Estimated POS % of total:	0.2%

Estimated Federal Income Tax:	0.001%
--------------------------------------	---------------

**Geisinger Health Plan
Individual Filing for 2024
Induced Utilization Exhibit**

Plan ID	Metal Level	Projected Membership	Pricing AV * CSR Factor	Induced Demand
(1)	(2)	(3)	(4)	(5)
22444PA0010035	Gold	1,227	0.9340	1.17836
22444PA0010036	Gold	80	0.9340	1.17836
22444PA0010038	Silver	1,079	0.9870	1.22715
22444PA0010039	Silver	170	0.9870	1.22715
22444PA0010040	Silver	52	0.9870	1.22715
22444PA0010042	Gold	321	0.9340	1.17836
22444PA0010045	Gold	3,327	0.9400	1.18360
22444PA0010053	Expanded Bronze	1,631	0.7490	1.05200
22444PA0010054	Expanded Bronze	696	0.7490	1.05200
22444PA0010055	Expanded Bronze	183	0.7490	1.05200
22444PA0010063	Silver	121	0.8110	1.08672
22444PA0010064	Silver	12	0.8110	1.08672
22444PA0010065	Silver	9	0.8110	1.08672
22444PA0010082	Gold	120	0.9340	1.17836
22444PA0010090	Silver	3	0.8110	1.08672
22444PA0010098	Silver	33	0.9870	1.22715
22444PA0010106	Expanded Bronze	83	0.7490	1.05200
22444PA0010135	Gold	902	0.9340	1.17836
22444PA0010136	Silver	418	0.9870	1.22715
22444PA0010137	Expanded Bronze	663	0.7490	1.05200
22444PA0010138	Gold	340	0.9340	1.17836
22444PA0010139	Silver	72	0.9870	1.22715
22444PA0010140	Expanded Bronze	447	0.7490	1.05200
22444PA0010141	Gold	660	0.9340	1.17836
22444PA0010142	Silver	121	0.9870	1.22715
22444PA0010143	Expanded Bronze	780	0.7490	1.05200
22444PA0010144	Gold	26	0.9510	1.19340
22444PA0010146	Gold	342	0.9510	1.19340
22444PA0010152	Gold	11	0.9510	1.19340
22444PA0010153	Gold	28	0.9510	1.19340
22444PA0010157	Gold	49	0.9030	1.15241
22444PA0010159	Gold	1,174	0.9030	1.15241
22444PA0010166	Gold	34	0.9030	1.15241
22444PA0010167	Gold	80	0.9030	1.15241
22444PA0010171	Gold	23	0.8850	1.13823
22444PA0010173	Gold	450	0.8850	1.13823
22444PA0010179	Gold	16	0.8850	1.13823
22444PA0010180	Gold	88	0.8850	1.13823
22444PA0010197	Expanded Bronze	26	0.7280	1.04198
22444PA0010200	Expanded Bronze	691	0.7280	1.04198
22444PA0010201	Expanded Bronze	166	0.7280	1.04198
22444PA0010208	Expanded Bronze	72	0.7280	1.04198
22444PA0040080	Catastrophic	35	0.7440	1.04954
22444PA0040081	Catastrophic	5	0.7440	1.04954
22444PA0040082	Catastrophic	-	0.7440	1.04954
22444PA0040085	Catastrophic	1	0.7440	1.04954
Total		16,867	0.8752	1.1395

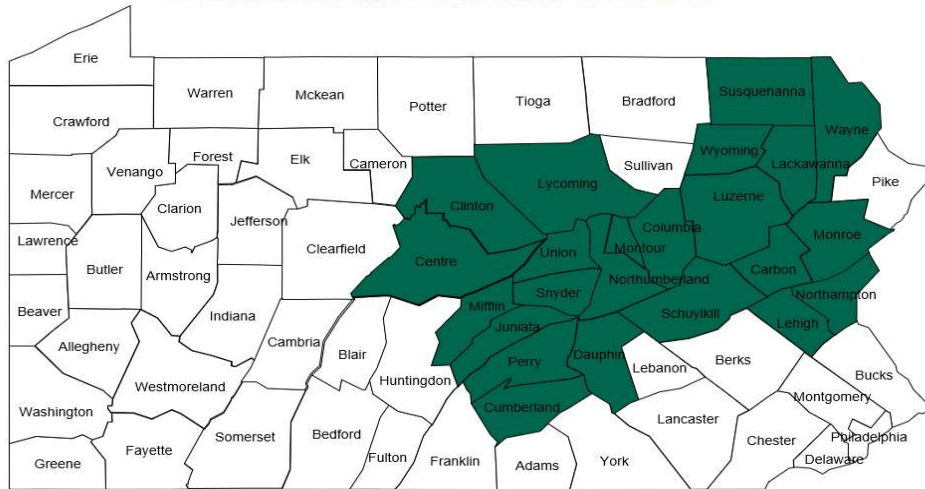
2024 Marketplace Service Areas Individual All-Access HMO & PPO



- PAS001
- PAS002
- PAS003
- PAS004

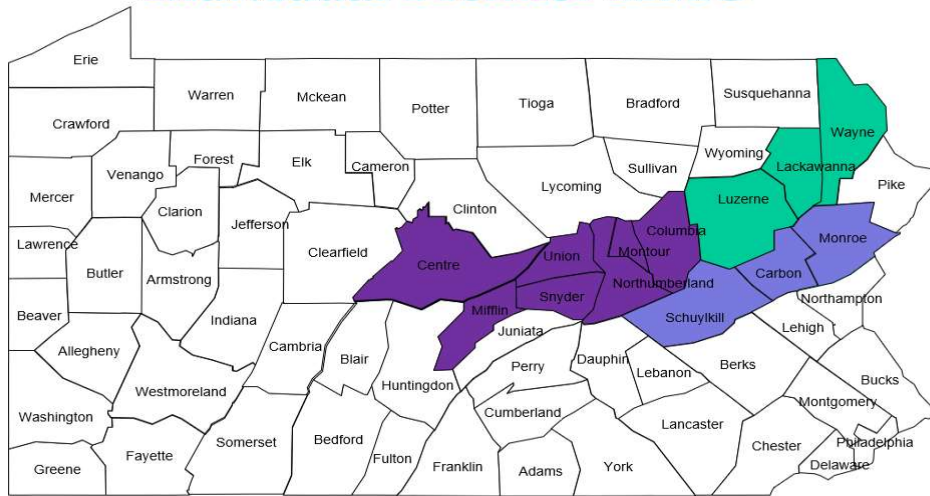
2024 Marketplace Service Areas

Individual Extra HMO



■ PAS005

2024 Marketplace Service Areas Individual Premier HMO



- PAS006
- PAS007
- PAS008

**Geisinger Health Plan
 Individual Filing for 2024
 Quality Improvement Initiatives Estimates**

**ANNUAL STATEMENT FOR THE YEAR 2022
 SUPPLEMENTAL HEALTH CARE EXHIBIT - PART 1**

**Business Subject to MLR
 Comprehensive Health Coverage
 Individual**

	Geisinger Health Plan	Geisinger Quality Options	Combined
Line 1.1 Health premiums earned (From Part 2, Line 1.11)	145,862,941	38,678,013	184,540,954
Line 6.6 TOTAL of Defined Expenses Incurred for Improving Health Care Quality (Lines 6.1 + 6.2 + 6.3 + 6.4 + 6.5)	1,997,224	491,493	2,488,717

Estimated Percentage:	1.35%
------------------------------	--------------

**Geisinger Health Plan
Individual Filing for 2024
Benefit Changes**

2024 HIOS Plan ID	2024 Plan Name	Benefit Changes
22444PA0010038	Geisinger Marketplace All-Access HMO 30/60/5500	Deductible from 7000 to 5500
22444PA0010039	Geisinger Marketplace All-Access HMO 30/60/5500	Deductible from 7000 to 5500
22444PA0010040	Geisinger Marketplace All-Access HMO 30/60/5500	Deductible from 7000 to 5500
22444PA0010045	Geisinger Marketplace All-Access Extra HMO 10/50/500	Labs from \$50 Copay to 20% coinsurance after deductible.
22444PA0010053	Geisinger Marketplace All-Access HMO 40/80/8400	MOOP from 8550 to 9100
22444PA0010054	Geisinger Marketplace All-Access HMO 40/80/8400	MOOP from 8550 to 9100
22444PA0010055	Geisinger Marketplace All-Access HMO 40/80/8400	MOOP from 8550 to 9100
22444PA0010098	Geisinger Marketplace All-Access HMO 30/60/5500	Deductible from 7000 to 5500
22444PA0010106	Geisinger Marketplace All-Access HMO 40/80/8400	MOOP from 8550 to 9100
22444PA0010136	Geisinger Marketplace Premier HMO 30/60/5500	Deductible from 7000 to 5500
22444PA0010137	Geisinger Marketplace Premier HMO 40/80/8400	MOOP from 8550 to 9100
22444PA0010139	Geisinger Marketplace Premier HMO 30/60/5500	Deductible from 7000 to 5500
22444PA0010140	Geisinger Marketplace Premier HMO 40/80/8400	MOOP from 8550 to 9100
22444PA0010142	Geisinger Marketplace Premier HMO 30/60/5500	Deductible from 7000 to 5500
22444PA0010143	Geisinger Marketplace Premier HMO 40/80/8400	MOOP from 8550 to 9100
22444PA0010144	Geisinger Marketplace All-Access HMO 25/45/250	Labs from \$45 Copay to 20% coinsurance after deductible. MOOP from 9100 to 7600. Deductible from 0 to 250
22444PA0010146	Geisinger Marketplace All-Access HMO 25/45/250	Labs from \$45 Copay to 20% coinsurance after deductible. MOOP from 9100 to 7600. Deductible from 0 to 250
22444PA0010152	Geisinger Marketplace All-Access HMO 25/45/250	Labs from \$45 Copay to 20% coinsurance after deductible. MOOP from 9100 to 7600. Deductible from 0 to 250
22444PA0010153	Geisinger Marketplace All-Access HMO 25/45/250	Labs from \$45 Copay to 20% coinsurance after deductible. MOOP from 9100 to 7600. Deductible from 0 to 250
22444PA0010157	Geisinger Marketplace All-Access HMO 25/50/2500	Labs from \$50 Copay to 20% coinsurance after deductible.
22444PA0010159	Geisinger Marketplace All-Access HMO 25/50/2500	Labs from \$50 Copay to 20% coinsurance after deductible.
22444PA0010166	Geisinger Marketplace All-Access HMO 25/50/2500	Labs from \$50 Copay to 20% coinsurance after deductible.
22444PA0010167	Geisinger Marketplace All-Access HMO 25/50/2500	Labs from \$50 Copay to 20% coinsurance after deductible.
22444PA0010171	Geisinger Marketplace All-Access HMO 25/50/4000	Labs from \$50 Copay to 20% coinsurance after deductible. MOOP from 8500 to 7450.
22444PA0010173	Geisinger Marketplace All-Access HMO 25/50/4000	Labs from \$50 Copay to 20% coinsurance after deductible. MOOP from 8500 to 7450.
22444PA0010179	Geisinger Marketplace All-Access HMO 25/50/4000	Labs from \$50 Copay to 20% coinsurance after deductible. MOOP from 8500 to 7450.
22444PA0010180	Geisinger Marketplace All-Access HMO 25/50/4000	Labs from \$50 Copay to 20% coinsurance after deductible. MOOP from 8500 to 7450.
22444PA0010197	Geisinger Marketplace All-Access HMO Pharmacy First 8500	MOOP from 8700 to 8750
22444PA0010200	Geisinger Marketplace All-Access HMO Pharmacy First 8500	MOOP from 8700 to 8750
22444PA0010201	Geisinger Marketplace All-Access HMO Pharmacy First 8500	MOOP from 8700 to 8750
22444PA0010208	Geisinger Marketplace All-Access HMO Pharmacy First 8500	MOOP from 8700 to 8750
22444PA0040080	Geisinger Marketplace All-Access Value	Deductible and MOOP from 9100 to 9450
22444PA0040081	Geisinger Marketplace All-Access Value	Deductible and MOOP from 9100 to 9450
22444PA0040082	Geisinger Marketplace All-Access Value	Deductible and MOOP from 9100 to 9450
22444PA0040085	Geisinger Marketplace All-Access Value	Deductible and MOOP from 9100 to 9450

**Geisinger Health Plan
Individual Filing for 2024
COVID Adjustment**

2020 COVID Adjustment

Month	Inpatient Factor	Outpatient Factor	Professional Factor
Mar-20	0.924	0.947	0.943
Apr-20	1.219	1.605	1.304
May-20	0.951	1.184	1.037
Jun-20	0.909	1.005	0.878
Jul-20	0.720	0.918	0.782
Aug-20	0.861	0.884	0.803
Sep-20	0.883	0.782	0.706
Oct-20	0.974	0.854	0.769
Nov-20	0.766	0.884	0.779
Dec-20	0.724	0.925	0.792

2021 COVID Adjustment

Portion of Claims from COVID in 2021: 5.6%

Estimated Portion of Claims from COVID in 2024: 1.0%

COVID Adjustment for 2021:	0.9542
-----------------------------------	---------------

**Geisinger Health Plan
Individual Filing for 2024
Pricing AV vs Metallic AV**

2024 Plan Name	2024 Pricing AV	2024 Metallic AV	Difference
Geisinger Marketplace All-Access HMO Pharmacy First 8500	72.8%	65.0%	7.9%
Geisinger Marketplace All-Access HMO 40/80/8400	74.9%	65.0%	10.0%
Geisinger Marketplace Premier HMO 40/80/8400	74.9%	65.0%	10.0%
Geisinger Marketplace All-Access HMO 30/60/5500	80.9%	70.1%	10.8%
Geisinger Marketplace Premier HMO 30/60/5500	80.9%	70.1%	10.8%
Geisinger Marketplace All-Access HMO 30/60/5000	81.1%	70.5%	10.6%
Geisinger Marketplace All-Access HMO 25/50/4000	88.5%	78.0%	10.5%
Geisinger Marketplace All-Access HMO 25/50/2500	90.3%	78.9%	11.4%
Geisinger Marketplace All-Access Extra HMO 10/50/500	94.0%	80.0%	14.0%
Geisinger Marketplace All-Access HMO 20/50/3250	93.4%	81.5%	11.9%
Geisinger Marketplace Premier HMO 20/50/3250	93.4%	81.5%	11.9%
Geisinger Marketplace All-Access HMO 25/45/250	95.1%	82.0%	13.1%

**Geisinger Health Plan
Individual Filing for 2024
Pricing AV Examples**

	Geisinger Marketplace All-			
Plan Name:	Access Extra HMO 10/50/500	Geisinger Marketplace All- Access HMO 30/60/5500	Geisinger Marketplace All- Access HMO 40/80/8400	Geisinger Marketplace All- Access Value
HIOS ID:	22444PA0010045	22444PA0010038	22444PA0010053	22444PA0040080
Metallic Level:	Gold	Silver	Bronze	Catastrophic
Pricing AV Table 10:	94.0%	80.9%	74.9%	74.4%

Benefit Component	Cost Sharing Value	Cost Sharing Value	Cost Sharing Value	Cost Sharing Value
PCP	0.2%	1.5%	1.6%	0.0%
SPC	0.6%	1.6%	1.7%	0.0%
ER	0.7%	0.0%	0.0%	0.0%
IP (inc MH)	0.0%	0.0%	0.0%	0.0%
OP Facility	0.0%	0.0%	0.0%	0.0%
MRI/CAT/PET	0.0%	0.0%	0.0%	0.0%
OP Surgery	0.0%	0.0%	0.0%	0.0%
Lab	0.0%	0.0%	0.0%	0.0%
Infusion	0.0%	0.0%	0.0%	0.0%
SNF	0.0%	0.0%	0.0%	0.0%
Select Injectibles	0.1%	0.2%	0.2%	0.0%
Pharmacy Deductible	0.4%	0.7%	0.0%	0.0%
Pharmacy Generic Preferred Copay	0.1%	0.3%	0.0%	0.0%
Pharmacy Generic Non-Preferred Copay	1.1%	2.4%	0.0%	0.0%
Pharmacy Brand Preferred Copay	0.0%	0.0%	0.0%	0.0%
Pharmacy Brand Preferred Coinsurance	0.0%	0.0%	0.0%	0.0%
Pharmacy Brand Non-Preferred Copay	0.0%	0.0%	0.0%	0.0%
Pharmacy Brand Non-Preferred Coinsurance	0.0%	0.0%	0.0%	0.0%
Pharmacy Specialty Coinsurance	2.2%	4.5%	0.0%	0.0%
Pharmacy Specialty Maximum	0.0%	0.0%	0.0%	0.0%
Coinsurance	3.2%	5.8%	0.0%	0.0%
Deductible	1.4%	17.4%	21.9%	27.9%
MOOP	-4.1%	-15.3%	-0.2%	0.0%
Out-of-Network	0.0%	0.0%	0.0%	-2.3%
Total Estimated Cost Sharing	6.0%	19.1%	25.1%	25.6%
Pricing AV	94.0%	80.9%	74.9%	74.4%

Company Name: Geisinger Health Plan
 Market: Individual
 Product: HMO, POS
 Effective Date of Rates: January 1, 2024

Ending date of Rates: December 31, 2024

HIOS Plan ID (On Exchange)=>	22444PA0010035	22444PA0010035	22444PA0010035	22444PA0010035	22444PA0010036	22444PA0010038	22444PA0010038	22444PA0010038	22444PA0010039	22444PA0010039	22444PA0010040											
HIOS Plan ID (Off Exchange)=>	22444PA0010035	22444PA0010035	22444PA0010035	22444PA0010035	22444PA0010036	22444PA0010038	22444PA0010038	22444PA0010038	22444PA0010039	22444PA0010039	22444PA0010040											
Plan Marketing Name =>	Geisinger Marketplace All-Access HMO 20/50/3250	Geisinger Marketplace All-Access HMO 20/50/3250	Geisinger Marketplace All-Access HMO 20/50/3250	Geisinger Marketplace All-Access HMO 20/50/3250	Geisinger Marketplace All-Access HMO 20/50/3250	Geisinger Marketplace All-Access HMO 30/60/5500	Geisinger Marketplace All-Access HMO 30/60/5500	Geisinger Marketplace All-Access HMO 30/60/5500	Geisinger Marketplace All-Access HMO 30/60/5500	Geisinger Marketplace All-Access HMO 30/60/5500	Geisinger Marketplace All-Access HMO 30/60/5500											
Form # =>	M-152-176-F Rev. 1/24	M-152-176-F Rev. 1/24	M-152-176-F Rev. 1/24	M-152-176-F Rev. 1/24	M-152-176-F Rev. 1/24	M-152-176-F Rev. 1/24	M-152-176-F Rev. 1/24	M-152-176-F Rev. 1/24	M-152-176-F Rev. 1/24	M-152-176-F Rev. 1/24	M-152-176-F Rev. 1/24											
Rating Area =>	Rating Area 3	Rating Area 6	Rating Area 9	Rating Area 6	Rating Area 3	Rating Area 9	Rating Area 6	Rating Area 9	Rating Area 7	Rating Area 9	Rating Area 6											
Network =>	Geisinger Marketplace All-Access HMO	Geisinger Marketplace All-Access HMO	Geisinger Marketplace All-Access HMO	Geisinger Marketplace All-Access HMO	Geisinger Marketplace All-Access HMO	Geisinger Marketplace All-Access HMO	Geisinger Marketplace All-Access HMO	Geisinger Marketplace All-Access HMO	Geisinger Marketplace All-Access HMO	Geisinger Marketplace All-Access HMO	Geisinger Marketplace All-Access HMO											
Metal =>	Gold	Gold	Gold	Gold	Gold	Silver	Silver	Silver	Silver	Silver	Silver											
Deductible =>	Med: \$3,250 / Rx: \$0	Med: \$3,250 / Rx: \$0	Med: \$3,250 / Rx: \$0	Med: \$3,250 / Rx: \$0	Med: \$3,250 / Rx: \$0	Med: \$5,500 / Rx: \$500	Med: \$5,500 / Rx: \$500	Med: \$5,500 / Rx: \$500	Med: \$5,500 / Rx: \$500	Med: \$5,500 / Rx: \$500	Med: \$5,500 / Rx: \$500											
Coinurance =>	30%	30%	30%	30%	30%	30%	30%	30%	30%	30%	30%											
Copays =>	\$20 / \$50	\$20 / \$50	\$20 / \$50	\$20 / \$50	\$20 / \$50	\$30 / \$60	\$30 / \$60	\$30 / \$60	\$30 / \$60	\$30 / \$60	\$30 / \$60											
OOP Maximum =>	\$8,700	\$8,700	\$8,700	\$8,700	\$8,700	\$9,100	\$9,100	\$9,100	\$9,100	\$9,100	\$9,100											
Pediatric Dental (Yes/No) =>	Yes	Yes	Yes	Yes	Yes	Yes	Yes	Yes	Yes	Yes	Yes											
Age Band	Non-Tobacco	Tobacco	Non-Tobacco	Tobacco	Non-Tobacco	Tobacco	Non-Tobacco	Tobacco	Non-Tobacco	Tobacco	Non-Tobacco	Tobacco										
0 - 14	\$357.23	\$357.23	\$376.03	\$376.03	\$451.24	\$451.24	\$376.03	\$376.03	\$393.13	\$393.13	\$413.82	\$413.82	\$496.58	\$496.58	\$517.27	\$517.27	\$496.58	\$496.58	\$517.27	\$517.27	\$413.82	\$413.82
15	\$388.99	\$388.99	\$409.46	\$409.46	\$491.35	\$491.35	\$409.46	\$409.46	\$428.07	\$428.07	\$450.60	\$450.60	\$540.72	\$540.72	\$563.25	\$563.25	\$540.72	\$540.72	\$563.25	\$563.25	\$450.60	\$450.60
16	\$401.13	\$401.13	\$422.24	\$422.24	\$506.69	\$506.69	\$422.24	\$422.24	\$441.43	\$441.43	\$464.67	\$464.67	\$557.60	\$557.60	\$580.83	\$580.83	\$557.60	\$557.60	\$580.83	\$580.83	\$464.67	\$464.67
17	\$413.27	\$413.27	\$435.02	\$435.02	\$522.03	\$522.03	\$435.02	\$435.02	\$454.80	\$454.80	\$478.73	\$478.73	\$574.48	\$574.48	\$598.41	\$598.41	\$574.48	\$574.48	\$598.41	\$598.41	\$478.73	\$478.73
18	\$426.35	\$426.35	\$448.78	\$448.78	\$538.54	\$538.54	\$448.78	\$448.78	\$469.18	\$469.18	\$493.88	\$493.88	\$592.65	\$592.65	\$617.35	\$617.35	\$592.65	\$592.65	\$617.35	\$617.35	\$493.88	\$493.88
19	\$439.42	\$439.42	\$462.55	\$462.55	\$555.06	\$555.06	\$462.55	\$462.55	\$483.57	\$483.57	\$509.02	\$509.02	\$610.83	\$610.83	\$636.28	\$636.28	\$610.83	\$610.83	\$636.28	\$636.28	\$509.02	\$509.02
20	\$452.96	\$452.96	\$476.80	\$476.80	\$572.16	\$572.16	\$476.80	\$476.80	\$498.48	\$498.48	\$524.71	\$524.71	\$629.65	\$629.65	\$655.89	\$655.89	\$629.65	\$629.65	\$655.89	\$655.89	\$498.48	\$498.48
21	\$466.98	\$466.98	\$491.55	\$491.55	\$589.86	\$589.86	\$491.55	\$491.55	\$513.90	\$513.90	\$540.94	\$540.94	\$649.13	\$649.13	\$676.18	\$676.18	\$649.13	\$649.13	\$676.18	\$676.18	\$513.90	\$513.90
22	\$466.98	\$466.98	\$491.55	\$491.55	\$589.86	\$589.86	\$491.55	\$491.55	\$513.90	\$513.90	\$540.94	\$540.94	\$649.13	\$649.13	\$676.18	\$676.18	\$649.13	\$649.13	\$676.18	\$676.18	\$513.90	\$513.90
23	\$466.98	\$466.98	\$491.55	\$491.55	\$589.86	\$589.86	\$491.55	\$491.55	\$513.90	\$513.90	\$540.94	\$540.94	\$649.13	\$649.13	\$676.18	\$676.18	\$649.13	\$649.13	\$676.18	\$676.18	\$513.90	\$513.90
24	\$466.98	\$466.98	\$491.55	\$491.55	\$589.86	\$589.86	\$491.55	\$491.55	\$513.90	\$513.90	\$540.94	\$540.94	\$649.13	\$649.13	\$676.18	\$676.18	\$649.13	\$649.13	\$676.18	\$676.18	\$513.90	\$513.90
25	\$468.84	\$468.84	\$493.52	\$493.52	\$592.22	\$592.22	\$493.52	\$493.52	\$515.95	\$515.95	\$543.10	\$543.10	\$651.72	\$651.72	\$678.88	\$678.88	\$651.72	\$651.72	\$678.88	\$678.88	\$543.10	\$543.10
26	\$478.18	\$478.18	\$503.35	\$503.35	\$604.02	\$604.02	\$503.35	\$503.35	\$526.23	\$526.23	\$558.64	\$558.64	\$664.71	\$664.71	\$692.40	\$692.40	\$664.71	\$664.71	\$692.40	\$692.40	\$558.64	\$558.64
27	\$489.39	\$489.39	\$538.42	\$538.42	\$618.17	\$618.17	\$538.42	\$538.42	\$562.52	\$562.52	\$593.52	\$593.52	\$719.63	\$719.63	\$748.44	\$748.44	\$719.63	\$719.63	\$748.44	\$748.44	\$593.52	\$593.52
28	\$507.60	\$507.60	\$558.50	\$558.50	\$641.18	\$641.18	\$558.50	\$558.50	\$604.62	\$604.62	\$636.00	\$636.00	\$776.36	\$776.36	\$808.71	\$808.71	\$776.36	\$776.36	\$808.71	\$808.71	\$636.00	\$636.00
29	\$522.54	\$522.54	\$574.84	\$574.84	\$660.10	\$660.10	\$574.84	\$574.84	\$605.10	\$605.10	\$636.00	\$636.00	\$776.36	\$776.36	\$799.08	\$799.08	\$776.36	\$776.36	\$799.08	\$799.08	\$636.00	\$636.00
30	\$530.01	\$530.01	\$583.25	\$583.25	\$669.49	\$669.49	\$583.25	\$583.25	\$613.94	\$613.94	\$641.85	\$641.85	\$767.46	\$767.46	\$810.76	\$810.76	\$767.46	\$767.46	\$810.76	\$810.76	\$641.85	\$641.85
31	\$541.22	\$541.22	\$595.39	\$595.39	\$676.65	\$676.65	\$595.39	\$595.39	\$626.72	\$626.72	\$655.21	\$655.21	\$782.64	\$782.64	\$827.64	\$827.64	\$782.64	\$782.64	\$827.64	\$827.64	\$655.21	\$655.21
32	\$552.43	\$552.43	\$607.53	\$607.53	\$689.80	\$689.80	\$607.53	\$607.53	\$639.51	\$639.51	\$668.57	\$668.57	\$799.92	\$799.92	\$844.52	\$844.52	\$799.92	\$799.92	\$844.52	\$844.52	\$668.57	\$668.57
33	\$559.43	\$559.43	\$615.47	\$615.47	\$698.65	\$698.65	\$615.47	\$615.47	\$648.05	\$648.05	\$677.31	\$677.31	\$810.06	\$810.06	\$861.55	\$861.55	\$810.06	\$810.06	\$861.55	\$861.55	\$677.31	\$677.31
34	\$566.90	\$566.90	\$623.41	\$623.41	\$706.69	\$706.69	\$623.41	\$623.41	\$656.22	\$656.22	\$686.05	\$686.05	\$820.88	\$820.88	\$877.66	\$877.66	\$820.88	\$820.88	\$877.66	\$877.66	\$686.05	\$686.05
35	\$570.64	\$570.64	\$627.61	\$627.61	\$712.81	\$712.81	\$627.61	\$627.61	\$664.02	\$664.02	\$692.98	\$692.98	\$832.43	\$832.43	\$884.29	\$884.29	\$832.43	\$832.43	\$884.29	\$884.29	\$692.98	\$692.98
36	\$574.38	\$574.38	\$631.81	\$631.81	\$718.53	\$718.53	\$631.81	\$631.81	\$669.49	\$669.49	\$698.09	\$698.09	\$844.52	\$844.52	\$896.36	\$896.36	\$844.52	\$844.52	\$896.36	\$896.36	\$698.09	\$698.09
37	\$578.11	\$578.11	\$636.02	\$636.02	\$725.53	\$725.53	\$636.02	\$636.02	\$676.65	\$676.65	\$706.69	\$706.69	\$861.55	\$861.55	\$912.67	\$912.67	\$861.55	\$861.55	\$912.67	\$912.67	\$706.69	\$706.69
38	\$581.85	\$581.85	\$640.22	\$640.22	\$731.99	\$731.99	\$640.22	\$640.22	\$684.02	\$684.02	\$714.28	\$714.28	\$877.66	\$877.66	\$927.04	\$927.04	\$877.66	\$877.66	\$927.04	\$927.04	\$714.28	\$714.28
39	\$589.32	\$589.32	\$648.16	\$648.16	\$739.46	\$739.46	\$648.16	\$648.16	\$692.22	\$692.22	\$722.53	\$722.53	\$896.36	\$896.36	\$944.52	\$944.52	\$896.36	\$896.36	\$944.52	\$944.52	\$722.53	\$722.53
40	\$596.79	\$596.79	\$656.56	\$656.56	\$747.93	\$747.93	\$656.56	\$656.56	\$700.69	\$700.69	\$734.10	\$734.10	\$912.67	\$912.67	\$964.15	\$964.15	\$912.67	\$912.67	\$964.15	\$964.15	\$734.10	\$734.10
41	\$608.00	\$608.00	\$668.70	\$668.70	\$756.00	\$756.00	\$668.70	\$668.70	\$722.53	\$722.53	\$756.00	\$756.00	\$927.04	\$927.04	\$978.88	\$978.88	\$927.04	\$927.04	\$978.88	\$978.88	\$756.00	\$756.00
42	\$618.74	\$618.74	\$680.84	\$680.84	\$766.65	\$766.65	\$680.84	\$680.84	\$734.10	\$734.10	\$766.65	\$766.65	\$944.52	\$944.52	\$996.36	\$996.36	\$944.52	\$944.52	\$996.36	\$996.36	\$766.65	\$766.65
43	\$633.68	\$633.68	\$697.19	\$697.19	\$778.88	\$778.88	\$697.19	\$697.19	\$747.93	\$747.93	\$781.11	\$781.11	\$964.15	\$964.15	\$1,009.53	\$1,009.53	\$964.15	\$964.15	\$1,009.53	\$1,009.53	\$781.11	\$781.11
44	\$652.36	\$652.36	\$717.74	\$717.74	\$792.51	\$792.51	\$717.74	\$717.74	\$756.00	\$756.00	\$789.85	\$789.85	\$984.29	\$984.29	\$1,039.28	\$1,039.28	\$984.29	\$984.29	\$1,039.28	\$1,039.28	\$789.85	\$789.85
45	\$674.31	\$674.31	\$741.55	\$741.55	\$809.80	\$809.80	\$741.55	\$741.55	\$766.65	\$766.65	\$800.62	\$800.62	\$1,009.53	\$1,009.53	\$1,054.75	\$1,054.75	\$1,009.53	\$1,009.53	\$1,054.75	\$1,054.75	\$800.62	\$800.62
46	\$700.46	\$700.46	\$770.50	\$770.50	\$811.06	\$811.06	\$770.50	\$770.50	\$777.31	\$777.31	\$811.06	\$811.06	\$1,014.26	\$1,014.26	\$1,069.36	\$1,069.36	\$1,014.26	\$1,014.26	\$1,069.36	\$1,069.36	\$811.06	\$811.06
47	\$729.88	\$729.88	\$802.72	\$802.72	\$844.97	\$844.97	\$802.72	\$802.72	\$781.11	\$781.11	\$811.06	\$811.06	\$1,029.04	\$1,029.04	\$1,084.52	\$1,084.52	\$1,029.04	\$1,029.04	\$1,084.52	\$1,084.52	\$811.06	\$811.06
48	\$763.50	\$763.50	\$840.08	\$840.08	\$863.68	\$863.68	\$840.08	\$840.08	\$792.22	\$792.22	\$822.53	\$822.53	\$1,039.28	\$1,039.28	\$1,094.52	\$1,094.52	\$1,039.28	\$1,039.28	\$1,094.52	\$1,094.52	\$822.53	\$822.53
49	\$796.65	\$796.65	\$876.51	\$876.51	\$888.58	\$888.58	\$876.51	\$876.51	\$800.62	\$800.62	\$822.53	\$822.53	\$1,054.75	\$1,054.75	\$1,109.53	\$1,109.53	\$1,054.75	\$1,054.75	\$1,109.53	\$1,109.53	\$822.53	\$822.53
50	\$834.01	\$834.01	\$917.60	\$917.60	\$877.91	\$877.91	\$917.60	\$917.60	\$800.62	\$800.62	\$822.53	\$822.53	\$1,069.36	\$1,069.36	\$1,124.28	\$1,124.28	\$1,069.36	\$1,069.36	\$1,124.28	\$1,124.28	\$822.53	\$822.53
51	\$870.90	\$870.90	\$958.23	\$958.23	\$916.74	\$916.74	\$958.23	\$958.23	\$811.06	\$811.06	\$833.68	\$833.68	\$1,084.52	\$1,084.52	\$1,139.28	\$1,139.28	\$1,084.52	\$1,084.52	\$1,139.28	\$1,139.28	\$833.68	\$833.68
52	\$911.53	\$911.53	\$1,002.59	\$1,002.59	\$959.50	\$959.50	\$1,002.59	\$1,002.59	\$822.53	\$822.53	\$844.52	\$844.5										

Company Name:
Market:
Product:
Effective Date of Rates:

HIOS Plan ID (On Exchange)=>	22444PA0010042		22444PA0010042		22444PA0010045		22444PA0010045		22444PA0010045		22444PA0010053		22444PA0010053		22444PA0010053		22444PA0010054		22444PA0010054	
HIOS Plan ID (Off Exchange)=>	22444PA0010042		22444PA0010042		22444PA0010045		22444PA0010045		22444PA0010045		22444PA0010053		22444PA0010053		22444PA0010053		22444PA0010054		22444PA0010054	
Plan Marketing Name =>	Geisinger Marketplace All-Access HMO 20/50/3250		Geisinger Marketplace All-Access HMO 20/50/3250		Geisinger Marketplace All-Access Extra HMO 10/50/500		Geisinger Marketplace All-Access Extra HMO 10/50/500		Geisinger Marketplace All-Access Extra HMO 10/50/500		Geisinger Marketplace All-Access HMO 40/80/8400		Geisinger Marketplace All-Access HMO 40/80/8400		Geisinger Marketplace All-Access HMO 40/80/8400		Geisinger Marketplace All-Access HMO 40/80/8400		Geisinger Marketplace All-Access HMO 40/80/8400	
Form # =>	M-152-176-F Rev. 1/24		M-152-176-F Rev. 1/24		M-152-178-F Rev. 1/24		M-152-178-F Rev. 1/24		M-152-178-F Rev. 1/24		M-152-176-F Rev. 1/24		M-152-176-F Rev. 1/24		M-152-176-F Rev. 1/24		M-152-176-F Rev. 1/24		M-152-176-F Rev. 1/24	
Rating Area =>	Rating Area 7		Rating Area 9		Rating Area 3		Rating Area 6		Rating Area 9		Rating Area 3		Rating Area 6		Rating Area 9		Rating Area 7		Rating Area 9	
Network =>	Geisinger Marketplace All-Access HMO		Geisinger Marketplace All-Access HMO		Geisinger Marketplace All-Access HMO		Geisinger Marketplace All-Access HMO		Geisinger Marketplace All-Access HMO		Geisinger Marketplace All-Access HMO		Geisinger Marketplace All-Access HMO		Geisinger Marketplace All-Access HMO		Geisinger Marketplace All-Access HMO		Geisinger Marketplace All-Access HMO	
Metal =>	Gold		Gold		Gold		Gold		Gold		Expanded Bronze		Expanded Bronze		Expanded Bronze		Expanded Bronze		Expanded Bronze	
Deductible =>	Med: \$3,250 / Rx: \$0		Med: \$3,250 / Rx: \$0		Med: \$500 / Rx: \$500		Med: \$500 / Rx: \$500		Med: \$500 / Rx: \$500		Combined: \$8,400		Combined: \$8,400		Combined: \$8,400		Combined: \$8,400		Combined: \$8,400	
Coinsurance =>	30%		30%		20%		20%		20%		0%		0%		0%		0%		0%	
Copays =>	\$20 / \$50		\$20 / \$50		\$50 / \$50		\$50 / \$50		\$50 / \$50		\$40 / \$80		\$40 / \$80		\$40 / \$80		\$40 / \$80		\$40 / \$80	
OOP Maximum =>	\$8,700		\$8,700		\$8,700		\$8,700		\$8,700		\$9,100		\$9,100		\$9,100		\$9,100		\$9,100	
Pediatric Dental (Yes/No) =>	Yes		Yes		Yes		Yes		Yes		Yes		Yes		Yes		Yes		Yes	
Age Band	Non-Tobacco	Tobacco	Non-Tobacco	Tobacco	Non-Tobacco	Tobacco	Non-Tobacco	Tobacco	Non-Tobacco	Tobacco	Non-Tobacco	Tobacco	Non-Tobacco	Tobacco	Non-Tobacco	Tobacco	Non-Tobacco	Tobacco	Non-Tobacco	Tobacco
0 - 14	\$470.04	\$470.04	\$451.24	\$451.24	\$361.13	\$361.13	\$380.13	\$380.13	\$456.16	\$456.16	\$255.76	\$255.76	\$269.22	\$269.22	\$323.06	\$323.06	\$336.52	\$336.52	\$323.06	\$323.06
15	\$511.83	\$511.83	\$491.35	\$491.35	\$393.23	\$393.23	\$413.92	\$413.92	\$496.71	\$496.71	\$278.49	\$278.49	\$293.15	\$293.15	\$351.78	\$351.78	\$366.43	\$366.43	\$351.78	\$351.78
16	\$527.80	\$527.80	\$506.69	\$506.69	\$405.50	\$405.50	\$426.84	\$426.84	\$512.21	\$512.21	\$287.18	\$287.18	\$302.30	\$302.30	\$362.76	\$362.76	\$377.87	\$377.87	\$362.76	\$362.76
17	\$543.78	\$543.78	\$522.03	\$522.03	\$417.78	\$417.78	\$439.76	\$439.76	\$527.72	\$527.72	\$295.88	\$295.88	\$311.45	\$311.45	\$373.74	\$373.74	\$389.31	\$389.31	\$373.74	\$373.74
18	\$560.98	\$560.98	\$538.54	\$538.54	\$430.99	\$430.99	\$453.68	\$453.68	\$544.41	\$544.41	\$305.24	\$305.24	\$321.30	\$321.30	\$385.56	\$385.56	\$401.63	\$401.63	\$385.56	\$385.56
19	\$578.18	\$578.18	\$555.06	\$555.06	\$444.21	\$444.21	\$467.59	\$467.59	\$561.11	\$561.11	\$314.60	\$314.60	\$331.15	\$331.15	\$397.39	\$397.39	\$413.94	\$413.94	\$397.39	\$397.39
20	\$596.00	\$596.00	\$572.16	\$572.16	\$457.90	\$457.90	\$482.00	\$482.00	\$578.40	\$578.40	\$324.29	\$324.29	\$341.36	\$341.36	\$409.63	\$409.63	\$426.70	\$426.70	\$409.63	\$409.63
21	\$614.44	\$614.44	\$589.86	\$589.86	\$472.07	\$472.07	\$496.91	\$496.91	\$596.29	\$596.29	\$334.33	\$334.33	\$351.92	\$351.92	\$422.31	\$422.31	\$439.90	\$439.90	\$422.31	\$422.31
22	\$614.44	\$614.44	\$589.86	\$589.86	\$472.07	\$472.07	\$496.91	\$496.91	\$596.29	\$596.29	\$334.33	\$334.33	\$351.92	\$351.92	\$422.31	\$422.31	\$439.90	\$439.90	\$422.31	\$422.31
23	\$614.44	\$614.44	\$589.86	\$589.86	\$472.07	\$472.07	\$496.91	\$496.91	\$596.29	\$596.29	\$334.33	\$334.33	\$351.92	\$351.92	\$422.31	\$422.31	\$439.90	\$439.90	\$422.31	\$422.31
24	\$614.44	\$614.44	\$589.86	\$589.86	\$472.07	\$472.07	\$496.91	\$496.91	\$596.29	\$596.29	\$334.33	\$334.33	\$351.92	\$351.92	\$422.31	\$422.31	\$439.90	\$439.90	\$422.31	\$422.31
25	\$616.89	\$616.89	\$592.22	\$592.22	\$473.95	\$473.95	\$498.90	\$498.90	\$598.67	\$598.67	\$335.66	\$335.66	\$369.09	\$369.09	\$446.22	\$446.22	\$485.65	\$485.65	\$423.99	\$423.99
26	\$629.18	\$629.18	\$604.02	\$604.02	\$483.39	\$483.39	\$508.83	\$508.83	\$610.60	\$610.60	\$342.35	\$342.35	\$376.45	\$376.45	\$432.44	\$432.44	\$475.51	\$475.51	\$432.44	\$432.44
27	\$643.93	\$643.93	\$618.17	\$618.17	\$494.72	\$494.72	\$520.76	\$520.76	\$624.91	\$624.91	\$358.47	\$358.47	\$385.47	\$385.47	\$486.91	\$486.91	\$512.67	\$512.67	\$442.57	\$442.57
28	\$667.89	\$667.89	\$641.18	\$641.18	\$513.13	\$513.13	\$564.59	\$564.59	\$648.17	\$648.17	\$371.16	\$371.16	\$399.85	\$399.85	\$420.89	\$420.89	\$459.04	\$459.04	\$420.89	\$420.89
29	\$687.55	\$687.55	\$660.05	\$660.05	\$528.24	\$528.24	\$581.11	\$581.11	\$667.25	\$667.25	\$374.11	\$374.11	\$411.55	\$411.55	\$433.21	\$433.21	\$472.56	\$472.56	\$433.21	\$433.21
30	\$697.39	\$697.39	\$676.43	\$676.43	\$539.79	\$539.79	\$589.61	\$589.61	\$676.79	\$676.79	\$379.46	\$379.46	\$417.57	\$417.57	\$439.55	\$439.55	\$479.31	\$479.31	\$439.55	\$439.55
31	\$712.13	\$712.13	\$683.65	\$683.65	\$547.12	\$547.12	\$601.88	\$601.88	\$705.41	\$705.41	\$387.48	\$387.48	\$426.26	\$426.26	\$448.70	\$448.70	\$489.45	\$489.45	\$448.70	\$448.70
32	\$726.88	\$726.88	\$697.80	\$697.80	\$558.45	\$558.45	\$614.15	\$614.15	\$726.88	\$726.88	\$395.50	\$395.50	\$434.95	\$434.95	\$459.58	\$459.58	\$499.58	\$499.58	\$459.58	\$459.58
33	\$736.09	\$736.09	\$706.65	\$706.65	\$565.53	\$565.53	\$622.18	\$622.18	\$736.09	\$736.09	\$400.52	\$400.52	\$440.64	\$440.64	\$463.83	\$463.83	\$505.92	\$505.92	\$463.83	\$463.83
34	\$745.93	\$745.93	\$716.09	\$716.09	\$573.08	\$573.08	\$630.25	\$630.25	\$745.93	\$745.93	\$405.87	\$405.87	\$446.32	\$446.32	\$477.55	\$477.55	\$512.67	\$512.67	\$477.55	\$477.55
35	\$750.84	\$750.84	\$720.81	\$720.81	\$576.86	\$576.86	\$634.45	\$634.45	\$750.84	\$750.84	\$408.54	\$408.54	\$449.33	\$449.33	\$430.04	\$430.04	\$472.98	\$472.98	\$430.04	\$430.04
36	\$755.76	\$755.76	\$725.53	\$725.53	\$580.64	\$580.64	\$638.70	\$638.70	\$755.76	\$755.76	\$411.22	\$411.22	\$452.34	\$452.34	\$432.86	\$432.86	\$476.15	\$476.15	\$432.86	\$432.86
37	\$760.67	\$760.67	\$730.25	\$730.25	\$584.41	\$584.41	\$642.95	\$642.95	\$760.67	\$760.67	\$413.89	\$413.89	\$455.35	\$455.35	\$435.67	\$435.67	\$479.31	\$479.31	\$435.67	\$435.67
38	\$765.59	\$765.59	\$734.96	\$734.96	\$588.19	\$588.19	\$647.20	\$647.20	\$765.59	\$765.59	\$416.57	\$416.57	\$458.36	\$458.36	\$438.49	\$438.49	\$482.48	\$482.48	\$438.49	\$438.49
39	\$775.42	\$775.42	\$744.40	\$744.40	\$595.74	\$595.74	\$652.10	\$652.10	\$775.42	\$775.42	\$421.91	\$421.91	\$464.04	\$464.04	\$444.12	\$444.12	\$488.46	\$488.46	\$444.12	\$444.12
40	\$785.25	\$785.25	\$753.84	\$753.84	\$603.30	\$603.30	\$663.72	\$663.72	\$785.25	\$785.25	\$426.26	\$426.26	\$470.06	\$470.06	\$449.75	\$449.75	\$494.80	\$494.80	\$449.75	\$449.75
41	\$800.00	\$800.00	\$768.00	\$768.00	\$614.63	\$614.63	\$675.99	\$675.99	\$800.00	\$800.00	\$435.29	\$435.29	\$478.75	\$478.75	\$503.95	\$503.95	\$549.84	\$549.84	\$503.95	\$503.95
42	\$814.13	\$814.13	\$781.56	\$781.56	\$625.48	\$625.48	\$688.27	\$688.27	\$814.13	\$814.13	\$442.98	\$442.98	\$487.44	\$487.44	\$466.29	\$466.29	\$513.10	\$513.10	\$466.29	\$466.29
43	\$833.79	\$833.79	\$800.44	\$800.44	\$640.59	\$640.59	\$704.79	\$704.79	\$833.79	\$833.79	\$453.68	\$453.68	\$499.14	\$499.14	\$477.55	\$477.55	\$573.06	\$573.06	\$477.55	\$477.55
44	\$858.37	\$858.37	\$824.03	\$824.03	\$659.47	\$659.47	\$725.56	\$725.56	\$858.37	\$858.37	\$467.05	\$467.05	\$513.85	\$513.85	\$491.63	\$491.63	\$540.90	\$540.90	\$491.63	\$491.63
45	\$887.25	\$887.25	\$851.76	\$851.76	\$681.66	\$681.66	\$749.64	\$749.64	\$887.25	\$887.25	\$471.54	\$471.54	\$496.91	\$496.91	\$530.90	\$530.90	\$586.01	\$586.01	\$530.90	\$530.90
46	\$921.65	\$921.65	\$884.79	\$884.79	\$708.09	\$708.09	\$778.90	\$778.90	\$921.65	\$921.65	\$484.43	\$484.43	\$501.48	\$501.48	\$551.63	\$551.63	\$633.45	\$633.45	\$551.63	\$551.63
47	\$960.36	\$960.36	\$921.95	\$921.95	\$737.83	\$737.83	\$811.48	\$811.48	\$960.36	\$960.36	\$492.00	\$492.00	\$522.55	\$522.55	\$574.70	\$574.70	\$660.96	\$660.96	\$574.70	\$574.70
48	\$1,004.60	\$1,004.60	\$964.42	\$964.42	\$771.82	\$771.82	\$849.24	\$849.24	\$1,004.60	\$1,004.60	\$507.93	\$507.93	\$546.62	\$546.62	\$601.45	\$601.45	\$759.39	\$759.39	\$601.45	\$601.45
49	\$1,048.23	\$1,048.23	\$1,006.30	\$1,006.30	\$805.34	\$805.34	\$886.06	\$886.06	\$1,048.23	\$1,048.23	\$519.24	\$519.24	\$570.35	\$570.35	\$627.52	\$627.52	\$800.44	\$800.44	\$627.52	\$627.52
50	\$1,097.38	\$1,097.38	\$1,053.49	\$1,053.49	\$843.10	\$843.10	\$927.60	\$927.60	\$1,097.38	\$1,097.38	\$529.10	\$529.10	\$597.10	\$597.10	\$656.94	\$656.94	\$824.33	\$824.33	\$656.94	\$656.94
51	\$1,145.92	\$1,145.92	\$1,100.09	\$1,100.09	\$880.40	\$880.40	\$968.67	\$968.67	\$1,145.92	\$1,145.92	\$538.03	\$538.03	\$623.51	\$623.51	\$686.03	\$686.03	\$872.14	\$872.14	\$686.03	\$686.03
52	\$1,199.38	\$1,199.38	\$1,151.40	\$1,151.40	\$921.47	\$921.47	\$1,013.52	\$1,013.52	\$1,199.38	\$1,199.38	\$547.16	\$547.16	\$652.60	\$652.60	\$717.79	\$717.79	\$906.68	\$906.68	\$717.79	\$717.79
53	\$1,253.45	\$1,253.45	\$1,203.31	\$1,203.31	\$963.01	\$963.01	\$1,059.31	\$1,059.31	\$1,253.45	\$1,253.45	\$556.07	\$556.07	\$682.02	\$682.02	\$750.22	\$750.22	\$971.91	\$971.91	\$750.22	\$750.22
54	\$1,311.82	\$1,311.82	\$1,259.35	\$1,259.35	\$1,007.85	\$1,007.85	\$1,108.40	\$1,108.40	\$1,311.82	\$1,311.82	\$564.99	\$564.99	\$713.78	\$713.78	\$784.09	\$784.09	\$1,031.61	\$1,031.61	\$784.09	\$784.09
55	\$1,370.19	\$1,370.19	\$1,315.39	\$1,315.39	\$1,052.70	\$1,052.70	\$1,157.97	\$1,157.97	\$1,370.19	\$1,370.19	\$574.54	\$574.54</								

Company Name:
Market:
Product:
Effective Date of Rates:

HIOS Plan ID (On Exchange)=>	22444PA0010055		22444PA0010063		22444PA0010063		22444PA0010063		22444PA0010064		22444PA0010064		22444PA0010065		22444PA0010082		22444PA0010082		22444PA0010090	
HIOS Plan ID (Off Exchange)=>	22444PA0010055		22444PA0010063		22444PA0010063		22444PA0010063		22444PA0010064		22444PA0010064		22444PA0010065		22444PA0010082		22444PA0010082		22444PA0010090	
Plan Marketing Name =>	Geisinger Marketplace All-Access HMO 40/80/8400		Geisinger Marketplace All-Access HMO 30/60/5000		Geisinger Marketplace All-Access HMO 30/60/5000		Geisinger Marketplace All-Access HMO 30/60/5000		Geisinger Marketplace All-Access HMO 30/60/5000		Geisinger Marketplace All-Access HMO 30/60/5000		Geisinger Marketplace All-Access HMO 30/60/5000		Geisinger Marketplace All-Access HMO 20/50/3250		Geisinger Marketplace All-Access HMO 20/50/3250		Geisinger Marketplace All-Access HMO 30/60/5000	
Form # =>	M-152-176-F Rev. 1/24		M-152-176-F Rev. 1/24		M-152-176-F Rev. 1/24		M-152-176-F Rev. 1/24		M-152-176-F Rev. 1/24		M-152-176-F Rev. 1/24		M-152-176-F Rev. 1/24		M-152-176-F Rev. 1/24		M-152-176-F Rev. 1/24		M-152-176-F Rev. 1/24	
Rating Area =>	Rating Area 6		Rating Area 3		Rating Area 6		Rating Area 9		Rating Area 7		Rating Area 9		Rating Area 6		Rating Area 2		Rating Area 5		Rating Area 2	
Network =>	Geisinger Marketplace All-Access HMO		Geisinger Marketplace All-Access HMO		Geisinger Marketplace All-Access HMO		Geisinger Marketplace All-Access HMO		Geisinger Marketplace All-Access HMO		Geisinger Marketplace All-Access HMO		Geisinger Marketplace All-Access HMO		Geisinger Marketplace All-Access HMO		Geisinger Marketplace All-Access HMO		Geisinger Marketplace All-Access HMO	
Metal =>	Expanded Bronze		Silver		Silver		Silver		Silver		Silver		Silver		Gold		Gold		Silver	
Deductible =>	Combined: \$8,400		Med: \$5,000 / Rx: \$500		Med: \$5,000 / Rx: \$500		Med: \$5,000 / Rx: \$500		Med: \$5,000 / Rx: \$500		Med: \$5,000 / Rx: \$500		Med: \$5,000 / Rx: \$500		Med: \$3,250 / Rx: \$0		Med: \$3,250 / Rx: \$0		Med: \$5,000 / Rx: \$500	
Coinsurance =>	0%		30%		30%		30%		30%		30%		30%		30%		30%		30%	
Copays =>	\$40 / \$80		\$30 / \$60		\$30 / \$60		\$30 / \$60		\$30 / \$60		\$30 / \$60		\$30 / \$60		\$20 / \$50		\$20 / \$50		\$30 / \$60	
OOP Maximum =>	\$9,100		\$9,000		\$9,000		\$9,000		\$9,000		\$9,000		\$9,000		\$8,700		\$8,700		\$9,000	
Pediatric Dental (Yes/No) =>	Yes		Yes		Yes		Yes		Yes		Yes		Yes		Yes		Yes		Yes	
Age Band	Non-Tobacco	Tobacco	Non-Tobacco	Tobacco	Non-Tobacco	Tobacco	Non-Tobacco	Tobacco	Non-Tobacco	Tobacco	Non-Tobacco	Tobacco	Non-Tobacco	Tobacco	Non-Tobacco	Tobacco	Non-Tobacco	Tobacco	Non-Tobacco	Tobacco
0 - 14	\$269.22	\$269.22	\$286.07	\$286.07	\$301.12	\$301.12	\$361.35	\$361.35	\$376.40	\$376.40	\$361.35	\$361.35	\$301.12	\$301.12	\$376.03	\$376.03	\$357.23	\$357.23	\$301.12	\$301.12
15	\$293.15	\$293.15	\$311.49	\$311.49	\$327.89	\$327.89	\$393.47	\$393.47	\$409.86	\$409.86	\$393.47	\$393.47	\$327.89	\$327.89	\$409.46	\$409.46	\$388.99	\$388.99	\$327.89	\$327.89
16	\$302.30	\$302.30	\$321.22	\$321.22	\$338.12	\$338.12	\$405.75	\$405.75	\$422.65	\$422.65	\$405.75	\$405.75	\$338.12	\$338.12	\$422.24	\$422.24	\$401.13	\$401.13	\$338.12	\$338.12
17	\$311.45	\$311.45	\$330.94	\$330.94	\$348.36	\$348.36	\$418.03	\$418.03	\$435.45	\$435.45	\$418.03	\$418.03	\$348.36	\$348.36	\$435.02	\$435.02	\$413.27	\$413.27	\$348.36	\$348.36
18	\$321.30	\$321.30	\$341.41	\$341.41	\$359.38	\$359.38	\$431.25	\$431.25	\$449.22	\$449.22	\$431.25	\$431.25	\$359.38	\$359.38	\$448.78	\$448.78	\$426.35	\$426.35	\$359.38	\$359.38
19	\$331.15	\$331.15	\$351.88	\$351.88	\$370.40	\$370.40	\$444.48	\$444.48	\$463.00	\$463.00	\$444.48	\$444.48	\$370.40	\$370.40	\$462.55	\$462.55	\$439.42	\$439.42	\$370.40	\$370.40
20	\$341.36	\$341.36	\$362.72	\$362.72	\$381.82	\$381.82	\$458.18	\$458.18	\$477.27	\$477.27	\$458.18	\$458.18	\$381.82	\$381.82	\$476.80	\$476.80	\$452.96	\$452.96	\$381.82	\$381.82
21	\$351.92	\$351.92	\$373.95	\$373.95	\$411.34	\$411.34	\$493.63	\$493.63	\$519.59	\$519.59	\$493.63	\$493.63	\$411.34	\$411.34	\$519.59	\$519.59	\$493.63	\$493.63	\$411.34	\$411.34
22	\$351.92	\$351.92	\$373.95	\$373.95	\$411.34	\$411.34	\$493.63	\$493.63	\$519.59	\$519.59	\$493.63	\$493.63	\$411.34	\$411.34	\$519.59	\$519.59	\$493.63	\$493.63	\$411.34	\$411.34
23	\$351.92	\$351.92	\$373.95	\$373.95	\$411.34	\$411.34	\$493.63	\$493.63	\$519.59	\$519.59	\$493.63	\$493.63	\$411.34	\$411.34	\$519.59	\$519.59	\$493.63	\$493.63	\$411.34	\$411.34
24	\$351.92	\$351.92	\$373.95	\$373.95	\$411.34	\$411.34	\$493.63	\$493.63	\$519.59	\$519.59	\$493.63	\$493.63	\$411.34	\$411.34	\$519.59	\$519.59	\$493.63	\$493.63	\$411.34	\$411.34
25	\$353.33	\$353.33	\$388.52	\$388.52	\$395.20	\$395.20	\$434.56	\$434.56	\$474.24	\$474.24	\$434.56	\$434.56	\$395.20	\$395.20	\$474.24	\$474.24	\$452.67	\$452.67	\$395.20	\$395.20
26	\$360.36	\$360.36	\$382.92	\$382.92	\$403.07	\$403.07	\$443.22	\$443.22	\$483.69	\$483.69	\$443.22	\$443.22	\$403.07	\$403.07	\$483.69	\$483.69	\$453.85	\$453.85	\$403.07	\$403.07
27	\$368.81	\$368.81	\$405.76	\$405.76	\$431.16	\$431.16	\$485.02	\$485.02	\$515.65	\$515.65	\$485.02	\$485.02	\$431.16	\$431.16	\$515.65	\$515.65	\$485.02	\$485.02	\$431.16	\$431.16
28	\$382.53	\$382.53	\$420.89	\$420.89	\$448.44	\$448.44	\$513.44	\$513.44	\$558.47	\$558.47	\$513.44	\$513.44	\$448.44	\$448.44	\$558.47	\$558.47	\$507.60	\$507.60	\$448.44	\$448.44
29	\$393.80	\$393.80	\$433.21	\$433.21	\$460.32	\$460.32	\$528.56	\$528.56	\$581.46	\$581.46	\$528.56	\$528.56	\$460.32	\$460.32	\$581.46	\$581.46	\$550.04	\$550.04	\$460.32	\$460.32
30	\$399.43	\$399.43	\$439.55	\$439.55	\$464.05	\$464.05	\$536.12	\$536.12	\$589.96	\$589.96	\$536.12	\$536.12	\$464.05	\$464.05	\$589.96	\$589.96	\$561.94	\$561.94	\$464.05	\$464.05
31	\$407.87	\$407.87	\$448.70	\$448.70	\$476.78	\$476.78	\$545.21	\$545.21	\$602.24	\$602.24	\$545.21	\$545.21	\$476.78	\$476.78	\$602.24	\$602.24	\$569.71	\$569.71	\$476.78	\$476.78
32	\$416.32	\$416.32	\$457.85	\$457.85	\$486.50	\$486.50	\$558.79	\$558.79	\$614.53	\$614.53	\$558.79	\$558.79	\$486.50	\$486.50	\$614.53	\$614.53	\$596.51	\$596.51	\$486.50	\$486.50
33	\$421.60	\$421.60	\$463.83	\$463.83	\$492.86	\$492.86	\$565.87	\$565.87	\$622.56	\$622.56	\$565.87	\$565.87	\$492.86	\$492.86	\$622.56	\$622.56	\$588.88	\$588.88	\$492.86	\$492.86
34	\$427.23	\$427.23	\$469.81	\$469.81	\$499.21	\$499.21	\$573.43	\$573.43	\$630.59	\$630.59	\$573.43	\$573.43	\$499.21	\$499.21	\$630.59	\$630.59	\$596.74	\$596.74	\$499.21	\$499.21
35	\$430.04	\$430.04	\$472.98	\$472.98	\$502.58	\$502.58	\$581.01	\$581.01	\$641.22	\$641.22	\$581.01	\$581.01	\$502.58	\$502.58	\$641.22	\$641.22	\$600.67	\$600.67	\$502.58	\$502.58
36	\$432.86	\$432.86	\$476.15	\$476.15	\$505.95	\$505.95	\$584.16	\$584.16	\$648.16	\$648.16	\$584.16	\$584.16	\$505.95	\$505.95	\$648.16	\$648.16	\$623.61	\$623.61	\$505.95	\$505.95
37	\$435.67	\$435.67	\$479.31	\$479.31	\$509.31	\$509.31	\$587.31	\$587.31	\$653.34	\$653.34	\$587.31	\$587.31	\$509.31	\$509.31	\$653.34	\$653.34	\$628.11	\$628.11	\$509.31	\$509.31
38	\$438.49	\$438.49	\$482.48	\$482.48	\$512.68	\$512.68	\$590.46	\$590.46	\$657.59	\$657.59	\$590.46	\$590.46	\$512.68	\$512.68	\$657.59	\$657.59	\$632.42	\$632.42	\$512.68	\$512.68
39	\$444.12	\$444.12	\$488.46	\$488.46	\$519.03	\$519.03	\$596.10	\$596.10	\$655.62	\$655.62	\$596.10	\$596.10	\$519.03	\$519.03	\$655.62	\$655.62	\$628.27	\$628.27	\$519.03	\$519.03
40	\$449.75	\$449.75	\$494.80	\$494.80	\$525.76	\$525.76	\$603.66	\$603.66	\$664.12	\$664.12	\$603.66	\$603.66	\$525.76	\$525.76	\$664.12	\$664.12	\$632.42	\$632.42	\$525.76	\$525.76
41	\$458.20	\$458.20	\$503.95	\$503.95	\$535.49	\$535.49	\$615.00	\$615.00	\$676.40	\$676.40	\$615.00	\$615.00	\$535.49	\$535.49	\$676.40	\$676.40	\$640.00	\$640.00	\$535.49	\$535.49
42	\$466.29	\$466.29	\$513.10	\$513.10	\$545.21	\$545.21	\$625.86	\$625.86	\$688.68	\$688.68	\$625.86	\$625.86	\$545.21	\$545.21	\$688.68	\$688.68	\$651.30	\$651.30	\$545.21	\$545.21
43	\$477.55	\$477.55	\$525.41	\$525.41	\$557.04	\$557.04	\$638.15	\$638.15	\$705.22	\$705.22	\$638.15	\$638.15	\$557.04	\$557.04	\$705.22	\$705.22	\$667.03	\$667.03	\$557.04	\$557.04
44	\$491.63	\$491.63	\$540.90	\$540.90	\$574.75	\$574.75	\$659.89	\$659.89	\$726.00	\$726.00	\$659.89	\$659.89	\$574.75	\$574.75	\$726.00	\$726.00	\$686.69	\$686.69	\$574.75	\$574.75
45	\$508.17	\$508.17	\$558.85	\$558.85	\$593.97	\$593.97	\$682.07	\$682.07	\$750.09	\$750.09	\$682.07	\$682.07	\$593.97	\$593.97	\$750.09	\$750.09	\$709.80	\$709.80	\$593.97	\$593.97
46	\$527.88	\$527.88	\$580.66	\$580.66	\$617.01	\$617.01	\$708.52	\$708.52	\$779.38	\$779.38	\$708.52	\$708.52	\$617.01	\$617.01	\$779.38	\$779.38	\$737.32	\$737.32	\$617.01	\$617.01
47	\$550.05	\$550.05	\$604.95	\$604.95	\$642.81	\$642.81	\$738.28	\$738.28	\$811.97	\$811.97	\$738.28	\$738.28	\$642.81	\$642.81	\$811.97	\$811.97	\$768.29	\$768.29	\$642.81	\$642.81
48	\$575.39	\$575.39	\$633.10	\$633.10	\$672.72	\$672.72	\$772.29	\$772.29	\$849.76	\$849.76	\$772.29	\$772.29	\$672.72	\$672.72	\$849.76	\$849.76	\$803.68	\$803.68	\$672.72	\$672.72
49	\$600.37	\$600.37	\$660.55	\$660.55	\$701.89	\$701.89	\$805.83	\$805.83	\$886.60	\$886.60	\$805.83	\$805.83	\$701.89	\$701.89	\$886.60	\$886.60	\$838.58	\$838.58	\$701.89	\$701.89
50	\$628.53	\$628.53	\$691.52	\$691.52	\$734.01	\$734.01	\$843.61	\$843.61	\$928.17	\$928.17	\$843.61	\$843.61	\$734.01	\$734.01	\$928.17	\$928.17	\$865.89	\$865.89	\$734.01	\$734.01
51	\$656.33	\$656.33	\$722.14	\$722.14	\$767.33	\$767.33	\$880.93	\$880.93	\$969.26	\$969.26	\$880.93	\$880.93	\$767.33	\$767.33	\$969.26	\$969.26	\$890.99	\$890.99	\$767.33	\$767.33
52	\$686.94	\$686.94	\$755.57	\$755.57	\$802.86	\$802.86	\$915.11	\$915.11	\$992.02	\$992.02	\$915.11	\$915.11	\$802.86	\$802.86	\$992.02	\$992.02	\$915.11	\$915.11	\$802.86	\$802.86
53	\$717.91	\$717.91	\$789.70	\$789.70	\$839.13	\$839.13	\$963.59	\$963.59	\$1,009.95	\$1,009.95	\$963.59	\$963.59	\$839.13	\$839.13	\$1,009.95	\$1,009.95	\$882.99	\$882.99	\$839.13	\$839.13
54	\$751.34	\$751.34	\$826.30	\$826.30	\$878.02	\$878.02	\$1,008.46	\$1,008.46	\$1,050.48	\$1,050.48	\$1,008.46	\$1,008.46	\$878.02	\$878.02	\$1,050.48	\$1,050.48	\$924.23	\$924.23	\$878.02	\$878.02
55	\$784.78	\$784.78	\$863.25	\$863.25	\$917.28	\$917.28	\$965.56	\$965.56	\$1,015.34	\$1,015.34	\$965.56	\$965.56	\$917.28	\$917.28	\$1,015.34	\$1,015.34	\$965.56			

Company Name:
Market:
Product:
Effective Date of Rates:

HIOS Plan ID (On Exchange)=>	22444PA0010139	22444PA0010139	22444PA0010140	22444PA0010140	22444PA0010141	22444PA0010142	22444PA0010143	22444PA0010144	22444PA0010144	22444PA0010144	22444PA0010146									
HIOS Plan ID (Off Exchange)=>	22444PA0010139	22444PA0010139	22444PA0010140	22444PA0010140	22444PA0010141	22444PA0010142	22444PA0010143	22444PA0010144	22444PA0010144	22444PA0010144	22444PA0010146									
Plan Marketing Name =>	Geisinger Marketplace Premier HMO 30/60/5500	Geisinger Marketplace Premier HMO 30/60/5500	Geisinger Marketplace Premier HMO 40/80/8400	Geisinger Marketplace Premier HMO 40/80/8400	Geisinger Marketplace Premier HMO 20/50/3250	Geisinger Marketplace Premier HMO 30/60/5500	Geisinger Marketplace Premier HMO 40/80/8400	Geisinger Marketplace All-Access HMO 25/45/250	Geisinger Marketplace All-Access HMO 25/45/250	Geisinger Marketplace All-Access HMO 25/45/250	Geisinger Marketplace All-Access HMO 25/45/250									
Form # =>	M-152-362-F Rev. 1/24	M-152-362-F Rev. 1/24	M-152-362-F Rev. 1/24	M-152-362-F Rev. 1/24	M-152-362-F Rev. 1/24	M-152-362-F Rev. 1/24	M-152-362-F Rev. 1/24	M-152-176-F Rev. 1/24	M-152-176-F Rev. 1/24	M-152-176-F Rev. 1/24	M-152-176-F Rev. 1/24									
Rating Area =>	Rating Area 3	Rating Area 6	Rating Area 3	Rating Area 6	Rating Area 3	Rating Area 3	Rating Area 3	Rating Area 2	Rating Area 5	Rating Area 3	Rating Area 3									
Network =>	Geisinger Marketplace Premier HMO	Geisinger Marketplace Premier HMO	Geisinger Marketplace Premier HMO	Geisinger Marketplace Premier HMO	Geisinger Marketplace Premier HMO	Geisinger Marketplace Premier HMO	Geisinger Marketplace Premier HMO	Geisinger Marketplace All-Access HMO	Geisinger Marketplace All-Access HMO	Geisinger Marketplace All-Access HMO	Geisinger Marketplace All-Access HMO									
Metal =>	Silver	Silver	Expanded Bronze	Expanded Bronze	Gold	Silver	Expanded Bronze	Gold	Gold	Gold	Gold									
Deductible =>	Med: \$5,500 / Rx: \$500	Med: \$5,500 / Rx: \$500	Combined: \$8,400	Combined: \$8,400	Med: \$3,250 / Rx: \$0	Med: \$5,500 / Rx: \$500	Combined: \$8,400	Med: \$250 / Rx: \$500	Med: \$250 / Rx: \$500	Med: \$250 / Rx: \$500	Med: \$250 / Rx: \$500									
Coinsurance =>	30%	30%	0%	0%	30%	30%	0%	20%	20%	20%	20%									
Copays =>	\$30 / \$60	\$30 / \$60	\$40 / \$80	\$40 / \$80	\$20 / \$50	\$30 / \$60	\$40 / \$80	\$25 / \$45	\$25 / \$45	\$25 / \$45	\$25 / \$45									
OOP Maximum =>	\$9,100	\$9,100	\$9,100	\$9,100	\$8,700	\$9,100	\$9,100	\$7,600	\$7,600	\$7,600	\$7,600									
Pediatric Dental (Yes/No) =>	Yes	Yes	Yes	Yes	Yes	Yes	Yes	Yes	Yes	Yes	Yes									
Age Band	Non-Tobacco	Tobacco	Non-Tobacco	Tobacco	Non-Tobacco	Tobacco	Non-Tobacco	Tobacco	Non-Tobacco	Tobacco	Non-Tobacco	Tobacco								
0 - 14	\$369.54	\$369.54	\$388.99	\$388.99	\$240.41	\$240.41	\$253.06	\$253.06	\$335.80	\$335.80	\$369.54	\$369.54	\$240.41	\$240.41	\$387.77	\$387.77	\$368.38	\$368.38	\$368.38	\$368.38
15	\$402.39	\$402.39	\$423.57	\$423.57	\$261.78	\$261.78	\$275.56	\$275.56	\$365.65	\$365.65	\$402.39	\$402.39	\$261.78	\$261.78	\$422.24	\$422.24	\$401.12	\$401.12	\$401.12	\$401.12
16	\$414.95	\$414.95	\$436.79	\$436.79	\$269.95	\$269.95	\$284.16	\$284.16	\$377.06	\$377.06	\$414.95	\$414.95	\$269.95	\$269.95	\$435.42	\$435.42	\$413.64	\$413.64	\$413.64	\$413.64
17	\$427.51	\$427.51	\$450.01	\$450.01	\$278.12	\$278.12	\$292.76	\$292.76	\$388.47	\$388.47	\$427.51	\$427.51	\$278.12	\$278.12	\$448.59	\$448.59	\$426.16	\$426.16	\$426.16	\$426.16
18	\$441.03	\$441.03	\$464.24	\$464.24	\$286.92	\$286.92	\$302.02	\$302.02	\$400.76	\$400.76	\$441.03	\$441.03	\$286.92	\$286.92	\$462.79	\$462.79	\$439.65	\$439.65	\$439.65	\$439.65
19	\$454.56	\$454.56	\$478.48	\$478.48	\$295.72	\$295.72	\$311.29	\$311.29	\$413.05	\$413.05	\$454.56	\$454.56	\$295.72	\$295.72	\$476.98	\$476.98	\$453.13	\$453.13	\$453.13	\$453.13
20	\$468.57	\$468.57	\$493.23	\$493.23	\$304.83	\$304.83	\$320.88	\$320.88	\$425.78	\$425.78	\$468.57	\$468.57	\$304.83	\$304.83	\$491.68	\$491.68	\$467.10	\$467.10	\$467.10	\$467.10
21	\$483.06	\$531.37	\$508.49	\$559.34	\$314.27	\$345.69	\$330.81	\$363.89	\$438.96	\$482.85	\$483.06	\$531.37	\$314.27	\$345.69	\$506.89	\$557.58	\$481.55	\$529.70	\$481.55	\$529.70
22	\$483.06	\$531.37	\$508.49	\$559.34	\$314.27	\$345.69	\$330.81	\$363.89	\$438.96	\$482.85	\$483.06	\$531.37	\$314.27	\$345.69	\$506.89	\$557.58	\$481.55	\$529.70	\$481.55	\$529.70
23	\$483.06	\$531.37	\$508.49	\$559.34	\$314.27	\$345.69	\$330.81	\$363.89	\$438.96	\$482.85	\$483.06	\$531.37	\$314.27	\$345.69	\$506.89	\$557.58	\$481.55	\$529.70	\$481.55	\$529.70
24	\$483.06	\$531.37	\$508.49	\$559.34	\$314.27	\$345.69	\$330.81	\$363.89	\$438.96	\$482.85	\$483.06	\$531.37	\$314.27	\$345.69	\$506.89	\$557.58	\$481.55	\$529.70	\$481.55	\$529.70
25	\$484.99	\$533.30	\$510.52	\$561.37	\$315.52	\$346.95	\$332.13	\$365.21	\$440.71	\$484.60	\$484.99	\$533.30	\$315.52	\$346.95	\$508.91	\$559.60	\$483.47	\$531.62	\$483.47	\$531.62
26	\$494.65	\$543.92	\$520.69	\$572.55	\$321.81	\$353.86	\$338.74	\$372.48	\$449.49	\$494.26	\$494.65	\$543.92	\$321.81	\$353.86	\$519.05	\$570.75	\$493.10	\$542.22	\$493.10	\$542.22
27	\$506.25	\$556.97	\$532.89	\$586.28	\$329.35	\$362.35	\$346.68	\$381.42	\$460.02	\$506.11	\$506.25	\$556.97	\$329.35	\$362.35	\$531.22	\$584.44	\$506.66	\$555.22	\$506.66	\$555.22
28	\$525.08	\$577.74	\$552.72	\$608.15	\$341.60	\$375.86	\$359.58	\$395.64	\$477.14	\$524.99	\$525.08	\$577.74	\$341.60	\$375.86	\$550.99	\$606.24	\$523.44	\$575.92	\$523.44	\$575.92
29	\$540.54	\$594.65	\$568.99	\$625.94	\$351.66	\$386.86	\$370.17	\$407.22	\$491.19	\$540.35	\$540.54	\$594.65	\$351.66	\$386.86	\$567.21	\$623.98	\$538.85	\$592.78	\$538.85	\$592.78
30	\$548.27	\$603.34	\$577.13	\$635.10	\$356.69	\$392.51	\$375.46	\$413.17	\$498.21	\$548.25	\$548.27	\$603.34	\$356.69	\$392.51	\$575.32	\$633.10	\$546.55	\$601.45	\$546.55	\$601.45
31	\$559.87	\$615.90	\$589.33	\$648.32	\$364.23	\$400.69	\$383.40	\$421.77	\$508.75	\$559.67	\$559.87	\$615.90	\$364.23	\$400.69	\$587.48	\$646.28	\$558.11	\$613.97	\$558.11	\$613.97
32	\$571.46	\$628.46	\$601.54	\$661.54	\$371.77	\$408.86	\$391.34	\$430.37	\$519.28	\$571.46	\$571.46	\$628.46	\$371.77	\$408.86	\$599.65	\$676.49	\$569.66	\$626.49	\$569.66	\$626.49
33	\$578.70	\$636.67	\$609.16	\$670.18	\$376.49	\$414.20	\$396.30	\$436.00	\$525.87	\$578.54	\$578.70	\$636.67	\$376.49	\$414.20	\$607.25	\$668.08	\$576.89	\$634.67	\$576.89	\$634.67
34	\$586.43	\$644.88	\$617.30	\$678.82	\$381.52	\$419.54	\$401.59	\$441.62	\$532.89	\$586.00	\$586.43	\$644.88	\$381.52	\$419.54	\$615.36	\$676.69	\$584.59	\$642.86	\$584.59	\$642.86
35	\$590.30	\$649.23	\$621.37	\$683.40	\$384.03	\$422.37	\$404.24	\$444.60	\$536.40	\$589.95	\$590.30	\$649.23	\$384.03	\$422.37	\$619.41	\$681.25	\$588.44	\$647.19	\$588.44	\$647.19
36	\$594.16	\$653.58	\$625.43	\$687.98	\$386.54	\$425.20	\$406.89	\$447.58	\$539.90	\$594.16	\$594.16	\$653.58	\$386.54	\$425.20	\$623.47	\$685.82	\$592.30	\$651.53	\$592.30	\$651.53
37	\$598.03	\$657.93	\$629.50	\$692.55	\$389.06	\$428.03	\$409.53	\$450.55	\$543.42	\$597.85	\$598.03	\$657.93	\$389.06	\$428.03	\$627.52	\$690.38	\$596.15	\$655.86	\$596.15	\$655.86
38	\$601.89	\$662.27	\$633.57	\$697.13	\$391.57	\$430.85	\$412.18	\$453.53	\$546.94	\$601.89	\$601.89	\$662.27	\$391.57	\$430.85	\$631.58	\$694.94	\$600.00	\$660.19	\$600.00	\$660.19
39	\$609.62	\$670.49	\$641.71	\$705.77	\$396.60	\$436.20	\$417.47	\$459.15	\$553.96	\$609.27	\$609.62	\$670.49	\$396.60	\$436.20	\$639.69	\$703.56	\$607.71	\$668.38	\$607.71	\$668.38
40	\$617.35	\$679.18	\$649.84	\$714.93	\$401.63	\$441.85	\$422.77	\$465.11	\$560.98	\$617.17	\$617.35	\$679.18	\$401.63	\$441.85	\$647.80	\$712.68	\$615.41	\$677.05	\$615.41	\$677.05
41	\$628.94	\$691.74	\$662.04	\$728.15	\$409.17	\$450.02	\$430.71	\$473.71	\$571.52	\$628.58	\$628.94	\$691.74	\$409.17	\$450.02	\$659.97	\$725.86	\$626.97	\$689.57	\$626.97	\$689.57
42	\$640.05	\$704.30	\$673.74	\$741.37	\$416.40	\$458.20	\$438.31	\$482.31	\$581.61	\$639.99	\$640.05	\$704.30	\$416.40	\$458.20	\$671.62	\$739.04	\$638.04	\$702.09	\$638.04	\$702.09
43	\$655.51	\$721.21	\$690.01	\$759.17	\$426.45	\$469.19	\$448.90	\$493.89	\$595.66	\$655.36	\$655.51	\$721.21	\$426.45	\$469.19	\$687.84	\$756.78	\$653.45	\$718.94	\$653.45	\$718.94
44	\$674.83	\$742.46	\$710.35	\$781.54	\$439.03	\$483.02	\$462.13	\$508.44	\$613.22	\$674.67	\$674.83	\$742.46	\$439.03	\$483.02	\$708.12	\$779.08	\$672.71	\$740.13	\$672.71	\$740.13
45	\$697.54	\$767.10	\$734.25	\$807.47	\$453.80	\$499.05	\$477.68	\$525.32	\$633.85	\$697.06	\$697.54	\$767.10	\$453.80	\$499.05	\$731.94	\$804.93	\$695.35	\$764.69	\$695.35	\$764.69
46	\$724.59	\$797.05	\$762.72	\$839.00	\$471.39	\$518.53	\$496.20	\$545.82	\$658.43	\$724.27	\$724.59	\$797.05	\$471.39	\$518.53	\$760.33	\$836.36	\$722.31	\$794.54	\$722.31	\$794.54
47	\$755.02	\$830.38	\$794.76	\$874.08	\$491.19	\$540.22	\$517.05	\$568.65	\$686.08	\$754.56	\$755.02	\$830.38	\$491.19	\$540.22	\$792.26	\$871.34	\$752.65	\$827.77	\$752.65	\$827.77
48	\$789.80	\$869.02	\$831.37	\$914.76	\$513.82	\$565.36	\$540.86	\$595.11	\$717.69	\$789.68	\$789.80	\$869.02	\$513.82	\$565.36	\$828.76	\$911.89	\$787.32	\$866.29	\$787.32	\$866.29
49	\$824.10	\$906.70	\$867.47	\$954.42	\$536.13	\$589.87	\$564.35	\$620.92	\$748.85	\$823.92	\$824.10	\$906.70	\$536.13	\$589.87	\$864.75	\$951.43	\$821.51	\$903.85	\$821.51	\$903.85
50	\$862.74	\$949.21	\$908.15	\$999.17	\$561.27	\$617.53	\$590.81	\$650.03	\$783.97	\$862.54	\$862.74	\$949.21	\$561.27	\$617.53	\$905.30	\$996.03	\$862.03	\$946.23	\$862.03	\$946.23
51	\$900.90	\$991.24	\$948.32	\$1,043.41	\$586.10	\$644.87	\$616.95	\$678.81	\$818.65	\$900.73	\$900.90	\$991.24	\$586.10	\$644.87	\$945.34	\$1,040.13	\$898.08	\$988.12	\$898.08	\$988.12
52	\$942.93	\$1,037.13	\$992.56	\$1,091.71	\$613.44	\$674.72	\$645.73	\$710.21	\$856.84	\$942.43	\$942.93	\$1,037.13	\$613.44	\$674.72	\$989.44	\$1,088.28	\$939.97	\$1,033.87	\$939.97	\$1,033.87
53	\$985.44	\$1,083.98	\$1,037.31	\$1,141.04	\$641.10	\$705.21	\$674.84	\$742.32	\$895.46	\$985.01	\$985.44	\$1,083.98	\$641.10	\$705.21	\$1,034.05	\$1,137.45	\$982.35	\$1,080.58	\$982.35	\$1,080.58
54	\$1,031.33	\$1,134.22	\$1,085.61	\$1,193.92	\$670.95	\$737.89	\$706.26	\$776.73	\$937.17	\$1,030.66	\$1,031.33	\$1,134.22	\$670.95	\$737.89	\$1,082.20	\$1,190.17	\$1,028.09	\$1,130.66	\$1,028.09	\$1,130.66
55	\$1,077.22	\$1,184.94	\$1,133.92	\$1,247.31	\$700.81	\$770.89	\$737.69	\$811.46	\$978.87	\$1,076.75	\$1,077.22	\$1,184.94	\$700.81	\$770.89	\$1,130.36	\$1,243.39	\$1,073.84	\$1,181.22	\$1,073.84	\$1,181.22
56	\$1,126.98	\$1,239.53	\$1,186.29	\$1,304.77	\$733.18	\$806.40	\$771.76	\$848.84	\$1,024.08	\$1,126.35	\$1,126.98	\$1,239.53	\$733.18	\$806.40	\$1,182.57	\$1,300.67	\$1,123.44	\$1,235.		

Company Name:
Market:
Product:
Effective Date of Rates:

HIOS Plan ID (On Exchange)=>	22444PA0010146		22444PA0010146		22444PA0010152		22444PA0010153		22444PA0010153		22444PA0010157		22444PA0010157		22444PA0010159		22444PA0010159		22444PA0010159	
HIOS Plan ID (Off Exchange)=>	22444PA0010146		22444PA0010146		22444PA0010152		22444PA0010153		22444PA0010153		22444PA0010157		22444PA0010157		22444PA0010159		22444PA0010159		22444PA0010159	
Plan Marketing Name =>	Geisinger Marketplace All-Access HMO 25/45/250		Geisinger Marketplace All-Access HMO 25/45/250		Geisinger Marketplace All-Access HMO 25/45/250		Geisinger Marketplace All-Access HMO 25/45/250		Geisinger Marketplace All-Access HMO 25/45/250		Geisinger Marketplace All-Access HMO 25/50/2500		Geisinger Marketplace All-Access HMO 25/50/2500		Geisinger Marketplace All-Access HMO 25/50/2500		Geisinger Marketplace All-Access HMO 25/50/2500		Geisinger Marketplace All-Access HMO 25/50/2500	
Form # =>	M-152-176-F Rev. 1/24		M-152-176-F Rev. 1/24		M-152-176-F Rev. 1/24		M-152-176-F Rev. 1/24		M-152-176-F Rev. 1/24		M-152-176-F Rev. 1/24		M-152-176-F Rev. 1/24		M-152-176-F Rev. 1/24		M-152-176-F Rev. 1/24		M-152-176-F Rev. 1/24	
Rating Area =>	Rating Area 6		Rating Area 9		Rating Area 6		Rating Area 7		Rating Area 9		Rating Area 2		Rating Area 5		Rating Area 3		Rating Area 6		Rating Area 9	
Network =>	Geisinger Marketplace All-Access HMO		Geisinger Marketplace All-Access HMO		Geisinger Marketplace All-Access HMO		Geisinger Marketplace All-Access HMO		Geisinger Marketplace All-Access HMO		Geisinger Marketplace All-Access HMO		Geisinger Marketplace All-Access HMO		Geisinger Marketplace All-Access HMO		Geisinger Marketplace All-Access HMO		Geisinger Marketplace All-Access HMO	
Metal =>	Gold		Gold		Gold		Gold		Gold		Gold		Gold		Gold		Gold		Gold	
Deductible =>	Med: \$250 / Rx: \$500		Med: \$250 / Rx: \$500		Med: \$250 / Rx: \$500		Med: \$250 / Rx: \$500		Med: \$250 / Rx: \$500		Med: \$2,500 / Rx: \$500		Med: \$2,500 / Rx: \$500		Med: \$2,500 / Rx: \$500		Med: \$2,500 / Rx: \$500		Med: \$2,500 / Rx: \$500	
Coinsurance =>	20%		20%		20%		20%		20%		20%		20%		20%		20%		20%	
Copays =>	\$25 / \$45		\$25 / \$45		\$25 / \$45		\$25 / \$45		\$25 / \$45		\$25 / \$50		\$25 / \$50		\$25 / \$50		\$25 / \$50		\$25 / \$50	
OOP Maximum =>	\$7,600		\$7,600		\$7,600		\$7,600		\$7,600		\$6,500		\$6,500		\$6,500		\$6,500		\$6,500	
Pediatric Dental (Yes/No) =>	Yes		Yes		Yes		Yes		Yes		Yes		Yes		Yes		Yes		Yes	
Age Band	Non-Tobacco	Tobacco	Non-Tobacco	Tobacco	Non-Tobacco	Tobacco	Non-Tobacco	Tobacco	Non-Tobacco	Tobacco	Non-Tobacco	Tobacco	Non-Tobacco	Tobacco	Non-Tobacco	Tobacco	Non-Tobacco	Tobacco	Non-Tobacco	Tobacco
0 - 14	\$387.77	\$387.77	\$465.32	\$465.32	\$387.77	\$387.77	\$484.71	\$484.71	\$465.32	\$465.32	\$355.55	\$355.55	\$337.77	\$337.77	\$337.77	\$337.77	\$355.55	\$355.55	\$426.66	\$426.66
15	\$422.24	\$422.24	\$506.68	\$506.68	\$422.24	\$422.24	\$527.80	\$527.80	\$506.68	\$506.68	\$387.15	\$387.15	\$367.79	\$367.79	\$367.79	\$367.79	\$387.15	\$387.15	\$464.58	\$464.58
16	\$435.42	\$435.42	\$522.50	\$522.50	\$435.42	\$435.42	\$544.27	\$544.27	\$522.50	\$522.50	\$399.24	\$399.24	\$379.27	\$379.27	\$379.27	\$379.27	\$399.24	\$399.24	\$479.08	\$479.08
17	\$448.59	\$448.59	\$538.31	\$538.31	\$448.59	\$448.59	\$560.74	\$560.74	\$538.31	\$538.31	\$411.32	\$411.32	\$390.75	\$390.75	\$390.75	\$390.75	\$411.32	\$411.32	\$493.58	\$493.58
18	\$462.79	\$462.79	\$555.34	\$555.34	\$462.79	\$462.79	\$578.48	\$578.48	\$555.34	\$555.34	\$424.33	\$424.33	\$403.12	\$403.12	\$403.12	\$403.12	\$424.33	\$424.33	\$509.20	\$509.20
19	\$476.98	\$476.98	\$572.38	\$572.38	\$476.98	\$476.98	\$596.22	\$596.22	\$572.38	\$572.38	\$437.35	\$437.35	\$415.48	\$415.48	\$415.48	\$415.48	\$437.35	\$437.35	\$524.82	\$524.82
20	\$491.68	\$491.68	\$590.02	\$590.02	\$491.68	\$491.68	\$614.60	\$614.60	\$590.02	\$590.02	\$450.83	\$450.83	\$428.28	\$428.28	\$428.28	\$428.28	\$450.83	\$450.83	\$540.99	\$540.99
21	\$506.89	\$557.58	\$608.27	\$669.09	\$506.89	\$557.58	\$633.61	\$696.97	\$608.27	\$669.09	\$464.77	\$511.25	\$441.54	\$485.69	\$441.54	\$485.69	\$464.77	\$511.25	\$557.73	\$613.50
22	\$506.89	\$557.58	\$608.27	\$669.09	\$506.89	\$557.58	\$633.61	\$696.97	\$608.27	\$669.09	\$464.77	\$511.25	\$441.54	\$485.69	\$441.54	\$485.69	\$464.77	\$511.25	\$557.73	\$613.50
23	\$506.89	\$557.58	\$608.27	\$669.09	\$506.89	\$557.58	\$633.61	\$696.97	\$608.27	\$669.09	\$464.77	\$511.25	\$441.54	\$485.69	\$441.54	\$485.69	\$464.77	\$511.25	\$557.73	\$613.50
24	\$506.89	\$557.58	\$608.27	\$669.09	\$506.89	\$557.58	\$633.61	\$696.97	\$608.27	\$669.09	\$464.77	\$511.25	\$441.54	\$485.69	\$441.54	\$485.69	\$464.77	\$511.25	\$557.73	\$613.50
25	\$508.91	\$559.60	\$610.70	\$671.52	\$508.91	\$559.60	\$636.14	\$699.50	\$610.70	\$671.52	\$466.63	\$513.10	\$443.30	\$487.45	\$443.30	\$487.45	\$466.63	\$513.10	\$559.95	\$615.73
26	\$519.05	\$570.75	\$622.86	\$684.90	\$519.05	\$570.75	\$648.81	\$713.44	\$622.86	\$684.90	\$475.92	\$523.33	\$452.13	\$497.16	\$452.13	\$497.16	\$475.92	\$523.33	\$571.11	\$628.00
27	\$531.22	\$584.44	\$637.46	\$701.33	\$531.22	\$584.44	\$664.02	\$730.55	\$637.46	\$701.33	\$487.08	\$535.88	\$462.72	\$509.08	\$462.72	\$509.08	\$487.08	\$535.88	\$584.44	\$643.05
28	\$550.99	\$606.24	\$661.18	\$727.48	\$550.99	\$606.24	\$688.73	\$757.79	\$661.18	\$727.48	\$505.20	\$555.86	\$479.94	\$528.07	\$479.94	\$528.07	\$505.20	\$555.86	\$606.24	\$667.04
29	\$567.21	\$623.98	\$680.65	\$748.77	\$567.21	\$623.98	\$709.01	\$779.97	\$680.65	\$748.77	\$520.08	\$572.13	\$494.07	\$543.52	\$494.07	\$543.52	\$520.08	\$572.13	\$624.09	\$686.56
30	\$575.32	\$633.10	\$690.38	\$759.72	\$575.32	\$633.10	\$719.14	\$791.38	\$690.38	\$759.72	\$527.51	\$580.50	\$501.14	\$551.47	\$501.14	\$551.47	\$527.51	\$580.50	\$633.02	\$696.60
31	\$587.48	\$646.28	\$704.98	\$775.54	\$587.48	\$646.28	\$734.35	\$807.85	\$704.98	\$775.54	\$538.67	\$592.58	\$511.73	\$562.95	\$511.73	\$562.95	\$538.67	\$592.58	\$646.40	\$711.10
32	\$599.65	\$659.46	\$719.58	\$791.35	\$599.65	\$659.46	\$749.56	\$824.32	\$719.58	\$791.35	\$549.82	\$604.66	\$522.33	\$574.43	\$522.33	\$574.43	\$549.82	\$604.66	\$659.79	\$725.60
33	\$607.25	\$668.08	\$728.70	\$801.69	\$607.25	\$668.08	\$759.06	\$835.09	\$728.70	\$801.69	\$556.79	\$612.57	\$528.95	\$581.94	\$528.95	\$581.94	\$556.79	\$612.57	\$668.15	\$735.08
34	\$615.36	\$676.69	\$738.43	\$812.03	\$615.36	\$676.69	\$769.20	\$845.87	\$738.43	\$812.03	\$564.23	\$620.47	\$536.02	\$589.44	\$536.02	\$589.44	\$564.23	\$620.47	\$677.08	\$744.56
35	\$619.41	\$681.25	\$743.30	\$817.51	\$619.41	\$681.25	\$774.27	\$851.57	\$743.30	\$817.51	\$567.95	\$624.65	\$539.55	\$593.42	\$539.55	\$593.42	\$567.95	\$624.65	\$681.54	\$749.58
36	\$623.47	\$685.82	\$748.16	\$822.98	\$623.47	\$685.82	\$779.34	\$857.27	\$748.16	\$822.98	\$571.67	\$628.83	\$543.08	\$597.39	\$571.67	\$597.39	\$571.67	\$628.83	\$686.00	\$754.60
37	\$627.52	\$690.38	\$753.03	\$828.45	\$627.52	\$690.38	\$784.41	\$862.97	\$753.03	\$828.45	\$575.38	\$633.02	\$546.61	\$601.36	\$546.61	\$601.36	\$575.38	\$633.02	\$690.46	\$759.62
38	\$631.58	\$694.94	\$757.90	\$833.93	\$631.58	\$694.94	\$789.47	\$868.68	\$757.90	\$833.93	\$579.10	\$637.20	\$550.15	\$605.34	\$550.15	\$605.34	\$579.10	\$637.20	\$694.92	\$764.64
39	\$639.69	\$703.56	\$767.63	\$844.27	\$639.69	\$703.56	\$799.61	\$879.45	\$767.63	\$844.27	\$586.54	\$645.10	\$557.21	\$612.84	\$557.21	\$612.84	\$586.54	\$645.10	\$703.85	\$774.12
40	\$647.80	\$712.68	\$777.36	\$855.22	\$647.80	\$712.68	\$809.75	\$890.85	\$777.36	\$855.22	\$593.97	\$653.47	\$564.28	\$620.79	\$564.28	\$620.79	\$593.97	\$653.47	\$712.77	\$784.16
41	\$659.97	\$725.86	\$791.96	\$871.03	\$659.97	\$725.86	\$824.96	\$907.33	\$791.96	\$871.03	\$605.13	\$665.55	\$574.87	\$632.27	\$605.13	\$632.27	\$605.13	\$665.55	\$726.16	\$798.66
42	\$671.62	\$739.04	\$805.95	\$886.85	\$671.62	\$739.04	\$839.53	\$923.80	\$805.95	\$886.85	\$615.82	\$677.63	\$585.03	\$643.75	\$585.03	\$643.75	\$615.82	\$677.63	\$738.98	\$813.16
43	\$687.84	\$756.78	\$825.41	\$908.14	\$687.84	\$756.78	\$859.81	\$945.98	\$825.41	\$908.14	\$630.69	\$693.90	\$599.16	\$659.21	\$599.16	\$659.21	\$630.69	\$693.90	\$756.83	\$832.68
44	\$708.12	\$779.08	\$849.74	\$934.90	\$708.12	\$779.08	\$885.15	\$973.85	\$849.74	\$934.90	\$649.28	\$714.35	\$616.82	\$678.63	\$616.82	\$678.63	\$649.28	\$714.35	\$779.14	\$857.22
45	\$731.94	\$804.93	\$878.33	\$965.92	\$731.94	\$804.93	\$914.93	\$1,006.17	\$804.93	\$965.92	\$671.13	\$738.05	\$637.57	\$701.15	\$637.57	\$701.15	\$671.13	\$738.05	\$805.35	\$885.66
46	\$760.33	\$836.36	\$912.39	\$1,003.63	\$760.33	\$836.36	\$950.41	\$1,045.45	\$912.39	\$1,003.63	\$697.15	\$766.87	\$662.30	\$728.53	\$662.30	\$728.53	\$697.15	\$766.87	\$836.58	\$920.24
47	\$792.26	\$871.34	\$950.72	\$1,045.60	\$792.26	\$871.34	\$990.33	\$1,089.17	\$950.72	\$1,045.60	\$726.43	\$798.94	\$690.11	\$758.99	\$690.11	\$758.99	\$726.43	\$798.94	\$871.72	\$958.73
48	\$828.76	\$911.89	\$994.51	\$1,094.27	\$828.76	\$911.89	\$1,035.95	\$1,139.86	\$911.89	\$1,035.95	\$759.90	\$836.12	\$721.90	\$794.31	\$721.90	\$794.31	\$759.90	\$836.12	\$911.88	\$1,003.34
49	\$864.75	\$951.43	\$1,037.70	\$1,141.71	\$864.75	\$951.43	\$1,080.93	\$1,189.28	\$1,037.70	\$1,141.71	\$792.90	\$872.37	\$753.25	\$828.75	\$753.25	\$828.75	\$792.90	\$872.37	\$951.48	\$1,046.85
50	\$905.30	\$996.03	\$1,086.36	\$1,195.24	\$905.30	\$996.03	\$1,131.62	\$1,245.04	\$1,086.36	\$1,195.24	\$830.08	\$913.27	\$788.57	\$867.61	\$788.57	\$867.61	\$830.08	\$913.27	\$996.09	\$1,095.93
51	\$945.34	\$1,040.13	\$1,134.41	\$1,248.16	\$945.34	\$1,040.13	\$1,181.68	\$1,300.16	\$1,134.41	\$1,248.16	\$866.79	\$953.71	\$823.45	\$906.02	\$823.45	\$906.02	\$866.79	\$953.71	\$1,040.15	\$1,144.45
52	\$989.44	\$1,088.28	\$1,187.33	\$1,305.94	\$989.44	\$1,088.28	\$1,236.80	\$1,360.36	\$1,187.33	\$1,305.94	\$907.23	\$997.86	\$861.87	\$947.97	\$861.87	\$947.97	\$907.23	\$997.86	\$1,088.67	\$1,197.43
53	\$1,034.05	\$1,137.45	\$1,240.86	\$1,364.94	\$1,034.05	\$1,137.45	\$1,292.56	\$1,421.82	\$1,240.86	\$1,364.94	\$948.13	\$1,042.94	\$900.72	\$990.79	\$900.72	\$990.79	\$948.13	\$1,042.94	\$1,137.75	\$1,251.53
54	\$1,082.20	\$1,190.17	\$1,298.64	\$1,428.20	\$1,082.20	\$1,190.17	\$1,352.75	\$1,487.71	\$1,298.64	\$1,428.20	\$992.28	\$1,091.28	\$942.67	\$1,036.71	\$942.67	\$1,036.71	\$992.28	\$1,036.71	\$1,190.74	\$1,309.53
55	\$1,130.36	\$1,243.39	\$1,356.43	\$1,492.07	\$1,130.36	\$1														

Company Name:
Market:
Product:
Effective Date of Rates:

HIOS Plan ID (On Exchange)=>	22444PA0010166	22444PA0010167	22444PA0010167	22444PA0010171	22444PA0010171	22444PA0010173	22444PA0010173	22444PA0010173	22444PA0010179	22444PA0010180										
HIOS Plan ID (Off Exchange)=>	22444PA0010166	22444PA0010167	22444PA0010167	22444PA0010171	22444PA0010171	22444PA0010173	22444PA0010173	22444PA0010173	22444PA0010179	22444PA0010180										
Plan Marketing Name =>	Geisinger Marketplace All-Access HMO 25/50/2500	Geisinger Marketplace All-Access HMO 25/50/2500	Geisinger Marketplace All-Access HMO 25/50/2500	Geisinger Marketplace All-Access HMO 25/50/4000	Geisinger Marketplace All-Access HMO 25/50/4000	Geisinger Marketplace All-Access HMO 25/50/4000	Geisinger Marketplace All-Access HMO 25/50/4000	Geisinger Marketplace All-Access HMO 25/50/4000	Geisinger Marketplace All-Access HMO 25/50/4000	Geisinger Marketplace All-Access HMO 25/50/4000										
Form # =>	M-152-176-F Rev. 1/24	M-152-176-F Rev. 1/24	M-152-176-F Rev. 1/24	M-152-176-F Rev. 1/24	M-152-176-F Rev. 1/24	M-152-176-F Rev. 1/24	M-152-176-F Rev. 1/24	M-152-176-F Rev. 1/24	M-152-176-F Rev. 1/24	M-152-176-F Rev. 1/24										
Rating Area =>	Rating Area 6	Rating Area 7	Rating Area 9	Rating Area 2	Rating Area 5	Rating Area 3	Rating Area 6	Rating Area 9	Rating Area 6	Rating Area 7										
Network =>	Geisinger Marketplace All-Access HMO	Geisinger Marketplace All-Access HMO	Geisinger Marketplace All-Access HMO	Geisinger Marketplace All-Access HMO	Geisinger Marketplace All-Access HMO	Geisinger Marketplace All-Access HMO	Geisinger Marketplace All-Access HMO	Geisinger Marketplace All-Access HMO	Geisinger Marketplace All-Access HMO	Geisinger Marketplace All-Access HMO										
Metal =>	Gold	Gold	Gold	Gold	Gold	Gold	Gold	Gold	Gold	Gold										
Deductible =>	Med: \$2,500 / Rx: \$500	Med: \$2,500 / Rx: \$500	Med: \$2,500 / Rx: \$500	Med: \$4,000 / Rx: \$500	Med: \$4,000 / Rx: \$500	Med: \$4,000 / Rx: \$500	Med: \$4,000 / Rx: \$500	Med: \$4,000 / Rx: \$500	Med: \$4,000 / Rx: \$500	Med: \$4,000 / Rx: \$500										
Coinsurance =>	20%	20%	20%	20%	20%	20%	20%	20%	20%	20%										
Copays =>	\$25 / \$50	\$25 / \$50	\$25 / \$50	\$25 / \$50	\$25 / \$50	\$25 / \$50	\$25 / \$50	\$25 / \$50	\$25 / \$50	\$25 / \$50										
OOP Maximum =>	\$6,500	\$6,500	\$6,500	\$7,450	\$7,450	\$7,450	\$7,450	\$7,450	\$7,450	\$7,450										
Pediatric Dental (Yes/No) =>	Yes	Yes	Yes	Yes	Yes	Yes	Yes	Yes	Yes	Yes										
Age Band	Non-Tobacco	Tobacco	Non-Tobacco	Tobacco	Non-Tobacco	Tobacco	Non-Tobacco	Tobacco	Non-Tobacco	Tobacco	Non-Tobacco	Tobacco	Non-Tobacco	Tobacco	Non-Tobacco	Tobacco	Non-Tobacco	Tobacco	Non-Tobacco	Tobacco
0 - 14	\$355.55	\$355.55	\$444.44	\$444.44	\$426.66	\$426.66	\$344.17	\$344.17	\$326.96	\$326.96	\$326.96	\$326.96	\$344.17	\$344.17	\$413.01	\$413.01	\$344.17	\$344.17	\$430.21	\$430.21
15	\$387.15	\$387.15	\$483.94	\$483.94	\$464.58	\$464.58	\$374.77	\$374.77	\$356.03	\$356.03	\$356.03	\$356.03	\$374.77	\$374.77	\$449.72	\$449.72	\$374.77	\$374.77	\$468.46	\$468.46
16	\$399.24	\$399.24	\$499.05	\$499.05	\$479.08	\$479.08	\$386.46	\$386.46	\$367.14	\$367.14	\$367.14	\$367.14	\$386.46	\$386.46	\$463.75	\$463.75	\$386.46	\$386.46	\$483.08	\$483.08
17	\$411.32	\$411.32	\$514.15	\$514.15	\$493.58	\$493.58	\$398.16	\$398.16	\$378.25	\$378.25	\$378.25	\$378.25	\$398.16	\$398.16	\$477.79	\$477.79	\$398.16	\$398.16	\$497.70	\$497.70
18	\$424.33	\$424.33	\$530.42	\$530.42	\$509.20	\$509.20	\$410.76	\$410.76	\$390.22	\$390.22	\$390.22	\$390.22	\$410.76	\$410.76	\$492.91	\$492.91	\$410.76	\$410.76	\$513.45	\$513.45
19	\$437.35	\$437.35	\$546.68	\$546.68	\$524.82	\$524.82	\$423.35	\$423.35	\$402.19	\$402.19	\$402.19	\$402.19	\$423.35	\$423.35	\$508.02	\$508.02	\$423.35	\$423.35	\$529.19	\$529.19
20	\$450.83	\$450.83	\$563.53	\$563.53	\$540.99	\$540.99	\$436.40	\$436.40	\$414.58	\$414.58	\$414.58	\$414.58	\$436.40	\$436.40	\$523.68	\$523.68	\$436.40	\$436.40	\$545.50	\$545.50
21	\$464.77	\$464.77	\$580.97	\$580.97	\$557.73	\$557.73	\$449.90	\$449.90	\$427.41	\$427.41	\$427.41	\$427.41	\$449.90	\$449.90	\$539.88	\$539.88	\$449.90	\$449.90	\$562.38	\$562.38
22	\$464.77	\$464.77	\$580.97	\$580.97	\$557.73	\$557.73	\$449.90	\$449.90	\$427.41	\$427.41	\$427.41	\$427.41	\$449.90	\$449.90	\$539.88	\$539.88	\$449.90	\$449.90	\$562.38	\$562.38
23	\$464.77	\$464.77	\$580.97	\$580.97	\$557.73	\$557.73	\$449.90	\$449.90	\$427.41	\$427.41	\$427.41	\$427.41	\$449.90	\$449.90	\$539.88	\$539.88	\$449.90	\$449.90	\$562.38	\$562.38
24	\$464.77	\$464.77	\$580.97	\$580.97	\$557.73	\$557.73	\$449.90	\$449.90	\$427.41	\$427.41	\$427.41	\$427.41	\$449.90	\$449.90	\$539.88	\$539.88	\$449.90	\$449.90	\$562.38	\$562.38
25	\$466.63	\$466.63	\$583.29	\$583.29	\$561.38	\$561.38	\$451.70	\$451.70	\$429.11	\$429.11	\$429.11	\$429.11	\$451.70	\$451.70	\$549.69	\$549.69	\$451.70	\$451.70	\$562.86	\$562.86
26	\$475.92	\$475.92	\$594.90	\$594.90	\$571.11	\$571.11	\$462.00	\$462.00	\$437.66	\$437.66	\$437.66	\$437.66	\$462.00	\$462.00	\$556.59	\$556.59	\$462.00	\$462.00	\$575.87	\$575.87
27	\$487.08	\$487.08	\$608.85	\$608.85	\$584.49	\$584.49	\$471.49	\$471.49	\$447.92	\$447.92	\$447.92	\$447.92	\$471.49	\$471.49	\$565.79	\$565.79	\$471.49	\$471.49	\$589.37	\$589.37
28	\$505.20	\$505.20	\$631.50	\$631.50	\$604.24	\$604.24	\$489.04	\$489.04	\$464.59	\$464.59	\$464.59	\$464.59	\$489.04	\$489.04	\$586.85	\$586.85	\$489.04	\$489.04	\$611.30	\$611.30
29	\$520.08	\$520.08	\$650.10	\$650.10	\$624.09	\$624.09	\$503.44	\$503.44	\$478.26	\$478.26	\$478.26	\$478.26	\$503.44	\$503.44	\$604.12	\$604.12	\$503.44	\$503.44	\$629.29	\$629.29
30	\$527.51	\$527.51	\$659.39	\$659.39	\$633.02	\$633.02	\$510.63	\$510.63	\$485.10	\$485.10	\$485.10	\$485.10	\$510.63	\$510.63	\$612.76	\$612.76	\$510.63	\$510.63	\$638.29	\$638.29
31	\$538.67	\$538.67	\$673.33	\$673.33	\$646.40	\$646.40	\$521.43	\$521.43	\$495.36	\$495.36	\$495.36	\$495.36	\$521.43	\$521.43	\$625.72	\$625.72	\$521.43	\$521.43	\$651.79	\$651.79
32	\$549.82	\$549.82	\$687.28	\$687.28	\$659.79	\$659.79	\$532.23	\$532.23	\$505.62	\$505.62	\$505.62	\$505.62	\$532.23	\$532.23	\$638.68	\$638.68	\$532.23	\$532.23	\$665.29	\$665.29
33	\$556.79	\$556.79	\$695.99	\$695.99	\$668.15	\$668.15	\$538.98	\$538.98	\$512.03	\$512.03	\$512.03	\$512.03	\$538.98	\$538.98	\$646.77	\$646.77	\$538.98	\$538.98	\$673.72	\$673.72
34	\$564.23	\$564.23	\$705.29	\$705.29	\$677.08	\$677.08	\$546.18	\$546.18	\$518.87	\$518.87	\$518.87	\$518.87	\$546.18	\$546.18	\$655.41	\$655.41	\$546.18	\$546.18	\$682.70	\$682.70
35	\$567.95	\$567.95	\$709.93	\$709.93	\$681.54	\$681.54	\$549.78	\$549.78	\$522.29	\$522.29	\$522.29	\$522.29	\$549.78	\$549.78	\$660.66	\$660.66	\$549.78	\$549.78	\$687.22	\$687.22
36	\$571.67	\$571.67	\$714.58	\$714.58	\$686.00	\$686.00	\$553.37	\$553.37	\$525.71	\$525.71	\$525.71	\$525.71	\$553.37	\$553.37	\$668.04	\$668.04	\$553.37	\$553.37	\$691.72	\$691.72
37	\$575.38	\$575.38	\$719.23	\$719.23	\$690.46	\$690.46	\$556.97	\$556.97	\$529.13	\$529.13	\$529.13	\$529.13	\$556.97	\$556.97	\$673.31	\$673.31	\$556.97	\$556.97	\$696.22	\$696.22
38	\$579.10	\$579.10	\$723.88	\$723.88	\$694.92	\$694.92	\$560.57	\$560.57	\$532.54	\$532.54	\$532.54	\$532.54	\$560.57	\$560.57	\$676.69	\$676.69	\$560.57	\$560.57	\$700.72	\$700.72
39	\$586.54	\$586.54	\$733.17	\$733.17	\$703.85	\$703.85	\$567.77	\$567.77	\$539.38	\$539.38	\$539.38	\$539.38	\$567.77	\$567.77	\$681.33	\$681.33	\$567.77	\$567.77	\$709.71	\$709.71
40	\$593.97	\$593.97	\$742.47	\$742.47	\$712.77	\$712.77	\$574.97	\$574.97	\$546.22	\$546.22	\$546.22	\$546.22	\$574.97	\$574.97	\$689.96	\$689.96	\$574.97	\$574.97	\$718.71	\$718.71
41	\$605.13	\$605.13	\$756.41	\$756.41	\$726.16	\$726.16	\$585.77	\$585.77	\$556.48	\$556.48	\$556.48	\$556.48	\$585.77	\$585.77	\$694.25	\$694.25	\$585.77	\$585.77	\$732.21	\$732.21
42	\$615.82	\$615.82	\$767.63	\$767.63	\$738.98	\$738.98	\$596.11	\$596.11	\$566.31	\$566.31	\$566.31	\$566.31	\$596.11	\$596.11	\$705.34	\$705.34	\$596.11	\$596.11	\$745.14	\$745.14
43	\$630.69	\$630.69	\$788.36	\$788.36	\$756.83	\$756.83	\$610.51	\$610.51	\$579.99	\$579.99	\$579.99	\$579.99	\$610.51	\$610.51	\$712.61	\$712.61	\$610.51	\$610.51	\$763.14	\$763.14
44	\$649.28	\$649.28	\$811.60	\$811.60	\$779.14	\$779.14	\$628.51	\$628.51	\$597.08	\$597.08	\$597.08	\$597.08	\$628.51	\$628.51	\$719.49	\$719.49	\$628.51	\$628.51	\$783.63	\$783.63
45	\$671.13	\$671.13	\$838.91	\$838.91	\$792.57	\$792.57	\$649.65	\$649.65	\$617.17	\$617.17	\$617.17	\$617.17	\$649.65	\$649.65	\$724.44	\$724.44	\$649.65	\$649.65	\$807.07	\$807.07
46	\$697.15	\$697.15	\$871.44	\$871.44	\$836.58	\$836.58	\$674.85	\$674.85	\$641.10	\$641.10	\$641.10	\$641.10	\$674.85	\$674.85	\$732.33	\$732.33	\$674.85	\$674.85	\$834.56	\$834.56
47	\$726.43	\$726.43	\$908.04	\$908.04	\$871.72	\$871.72	\$703.19	\$703.19	\$668.03	\$668.03	\$668.03	\$668.03	\$703.19	\$703.19	\$737.37	\$737.37	\$703.19	\$703.19	\$878.99	\$878.99
48	\$759.90	\$759.90	\$949.87	\$949.87	\$911.88	\$911.88	\$735.58	\$735.58	\$698.80	\$698.80	\$698.80	\$698.80	\$735.58	\$735.58	\$748.70	\$748.70	\$735.58	\$735.58	\$919.48	\$919.48
49	\$792.90	\$792.90	\$991.12	\$991.12	\$951.48	\$951.48	\$767.53	\$767.53	\$729.15	\$729.15	\$729.15	\$729.15	\$767.53	\$767.53	\$753.44	\$753.44	\$767.53	\$767.53	\$959.41	\$959.41
50	\$830.08	\$830.08	\$1,037.60	\$1,037.60	\$996.09	\$996.09	\$803.52	\$803.52	\$763.34	\$763.34	\$763.34	\$763.34	\$803.52	\$803.52	\$769.22	\$769.22	\$803.52	\$803.52	\$1,005.06	\$1,005.06
51	\$866.79	\$866.79	\$1,083.49	\$1,083.49	\$1,040.15	\$1,040.15	\$839.06	\$839.06	\$797.11	\$797.11	\$797.11	\$797.11	\$839.06	\$839.06	\$793.19	\$793.19	\$839.06	\$839.06	\$1,048.82	\$1,048.82
52	\$907.23	\$907.23	\$1,134.04	\$1,134.04	\$1,088.67	\$1,088.67	\$1,197.43	\$1,197.43	\$834.29	\$834.29	\$834.29	\$834.29	\$1,197.43	\$1,197.43	\$834.29	\$834.29	\$1,197.43	\$1,197.43	\$1,079.75	\$1,079.75
53	\$948.13	\$948.13	\$1,185.16	\$1,185.16	\$1,137.75	\$1,137.75	\$1,251.53	\$1,251.53	\$917.79	\$917.79	\$917.79	\$917.79	\$1,251.53	\$1,251.53	\$917.79	\$917.79	\$1,251.53	\$1,251.53	\$1,147.24	\$1,147.24
54	\$992.28	\$992.28	\$1,240.35	\$1,240.35	\$1,190.74	\$1,190.74	\$1,309.53	\$1,309.53	\$960.53	\$960.53	\$960.53	\$960.53	\$1,309.53	\$1,309.53	\$960.53	\$960.53	\$1,309.53	\$1,309.53	\$1,200.67	\$1,200.67
55	\$1,036.43	\$1,036.43	\$1,295.54	\$1,295.54	\$1,243.72	\$1,243.72	\$1,368.09	\$1,368.09	\$1,003.27	\$1,003.27	\$1,003.27	\$1,003.27	\$1,368.09	\$1,368.09	\$1,003.27	\$1,003.27	\$1,368.09	\$1,368.09	\$1,254.09	\$1,254.09
56	\$1,084.31	\$1,084.31	\$1,352.60	\$1,352.60	\$1,299.75	\$1,299.75	\$1,431.12	\$1,431.12	\$1,049.61	\$1,049.61	\$1,049.61	\$1,049.61	\$1,431.12	\$1,431.12	\$1,049.61	\$1,049.61	\$1			

Company Name:
Market:
Product:
Effective Date of Rates:

HIOS Plan ID (On Exchange)=>	22444PA0010180		22444PA0010197		22444PA0010197		22444PA0010200		22444PA0010200		22444PA0010200		22444PA0010201		22444PA0010201		22444PA0010208		22444PA0040080			
HIOS Plan ID (Off Exchange)=>	22444PA0010180		22444PA0010197		22444PA0010197		22444PA0010200		22444PA0010200		22444PA0010200		22444PA0010201		22444PA0010201		22444PA0010208		22444PA0040080			
Plan Marketing Name =>	Geisinger Marketplace All-Access HMO 25/50/4000		Geisinger Marketplace All-Access HMO		Geisinger Marketplace All-Access HMO Pharmacy First		Geisinger Marketplace All-Access HMO Pharmacy First		Geisinger Marketplace All-Access HMO Pharmacy First		Geisinger Marketplace All-Access HMO Pharmacy First		Geisinger Marketplace All-Access HMO Pharmacy First		Geisinger Marketplace All-Access HMO Pharmacy First		Geisinger Marketplace All-Access HMO Pharmacy First		Geisinger Marketplace All-Access HMO			
Form # =>	M-152-176-F Rev. 1/24		M-152-176-F Rev. 1/24		M-152-176-F Rev. 1/24		M-152-176-F Rev. 1/24		M-152-176-F Rev. 1/24		M-152-176-F Rev. 1/24		M-152-176-F Rev. 1/24		M-152-176-F Rev. 1/24		M-152-176-F Rev. 1/24		M-152-192-F Rev. 1/24			
Rating Area =>	Rating Area 9		Rating Area 2		Rating Area 5		Rating Area 3		Rating Area 6		Rating Area 9		Rating Area 7		Rating Area 9		Rating Area 6		Rating Area 3			
Network =>	Geisinger Marketplace All-Access HMO		Geisinger Marketplace All-Access HMO		Geisinger Marketplace All-Access HMO		Geisinger Marketplace All-Access HMO		Geisinger Marketplace All-Access HMO		Geisinger Marketplace All-Access HMO		Geisinger Marketplace All-Access HMO		Geisinger Marketplace All-Access HMO		Geisinger Marketplace All-Access HMO		Geisinger Marketplace All-Access HMO			
Metal =>	Gold		Expanded Bronze		Expanded Bronze		Expanded Bronze		Expanded Bronze		Expanded Bronze		Expanded Bronze		Expanded Bronze		Expanded Bronze		Expanded Bronze		Catastrophic	
Deductible =>	Med: \$4,000 / Rx: \$500		Combined: \$8,500		Combined: \$8,500		Combined: \$8,500		Combined: \$8,500		Combined: \$8,500		Combined: \$8,500		Combined: \$8,500		Combined: \$8,500		Combined: \$8,500		Combined: \$9,450	
Coinsurance =>	20%		0%		0%		0%		0%		0%		0%		0%		0%		0%		0%	
Copays =>	\$25 / \$50		0% After Deductible		0% After Deductible		0% After Deductible		0% After Deductible		0% After Deductible		0% After Deductible		0% After Deductible		0% After Deductible		0% After Deductible		0% After Deductible	
OOP Maximum =>	\$7,450		\$8,750		\$8,750		\$8,750		\$8,750		\$8,750		\$8,750		\$8,750		\$8,750		\$8,750		\$9,450	
Pediatric Dental (Yes/No) =>	Yes		Yes		Yes		Yes		Yes		Yes		Yes		Yes		Yes		Yes		Yes	
Age Band	Non-Tobacco	Tobacco	Non-Tobacco	Tobacco	Non-Tobacco	Tobacco	Non-Tobacco	Tobacco	Non-Tobacco	Tobacco	Non-Tobacco	Tobacco	Non-Tobacco	Tobacco	Non-Tobacco	Tobacco	Non-Tobacco	Tobacco	Non-Tobacco	Tobacco	Non-Tobacco	Tobacco
0 - 14	\$413.01	\$413.01	\$259.18	\$259.18	\$246.22	\$246.22	\$246.22	\$246.22	\$259.18	\$259.18	\$311.01	\$311.01	\$323.97	\$323.97	\$311.01	\$311.01	\$259.18	\$259.18	\$259.18	\$259.18	\$223.04	\$223.04
15	\$449.72	\$449.72	\$282.22	\$282.22	\$268.10	\$268.10	\$268.10	\$268.10	\$282.22	\$282.22	\$338.66	\$338.66	\$352.77	\$352.77	\$338.66	\$338.66	\$282.22	\$282.22	\$282.22	\$282.22	\$242.86	\$242.86
16	\$463.75	\$463.75	\$291.02	\$291.02	\$276.47	\$276.47	\$276.47	\$276.47	\$291.02	\$291.02	\$349.23	\$349.23	\$363.78	\$363.78	\$349.23	\$349.23	\$291.02	\$291.02	\$291.02	\$291.02	\$250.44	\$250.44
17	\$477.79	\$477.79	\$299.83	\$299.83	\$284.84	\$284.84	\$284.84	\$284.84	\$299.83	\$299.83	\$359.80	\$359.80	\$374.79	\$374.79	\$359.80	\$359.80	\$299.83	\$299.83	\$299.83	\$299.83	\$258.03	\$258.03
18	\$492.91	\$492.91	\$309.32	\$309.32	\$293.85	\$293.85	\$293.85	\$293.85	\$309.32	\$309.32	\$371.18	\$371.18	\$386.65	\$386.65	\$371.18	\$371.18	\$309.32	\$309.32	\$309.32	\$309.32	\$266.19	\$266.19
19	\$508.02	\$508.02	\$318.81	\$318.81	\$302.86	\$302.86	\$302.86	\$302.86	\$318.81	\$318.81	\$382.57	\$382.57	\$398.51	\$398.51	\$382.57	\$382.57	\$318.81	\$318.81	\$318.81	\$318.81	\$274.35	\$274.35
20	\$523.68	\$523.68	\$328.63	\$328.63	\$312.20	\$312.20	\$312.20	\$312.20	\$328.63	\$328.63	\$394.36	\$394.36	\$410.79	\$410.79	\$394.36	\$394.36	\$328.63	\$328.63	\$328.63	\$328.63	\$282.81	\$282.81
21	\$539.88	\$539.88	\$338.80	\$338.80	\$321.86	\$321.86	\$321.86	\$321.86	\$338.80	\$338.80	\$406.56	\$406.56	\$423.50	\$423.50	\$406.56	\$406.56	\$338.80	\$338.80	\$338.80	\$338.80	\$291.56	\$291.56
22	\$559.88	\$559.88	\$338.80	\$338.80	\$321.86	\$321.86	\$321.86	\$321.86	\$338.80	\$338.80	\$406.56	\$406.56	\$423.50	\$423.50	\$406.56	\$406.56	\$338.80	\$338.80	\$338.80	\$338.80	\$291.56	\$291.56
23	\$559.88	\$559.88	\$338.80	\$338.80	\$321.86	\$321.86	\$321.86	\$321.86	\$338.80	\$338.80	\$406.56	\$406.56	\$423.50	\$423.50	\$406.56	\$406.56	\$338.80	\$338.80	\$338.80	\$338.80	\$291.56	\$291.56
24	\$559.88	\$559.88	\$338.80	\$338.80	\$321.86	\$321.86	\$321.86	\$321.86	\$338.80	\$338.80	\$406.56	\$406.56	\$423.50	\$423.50	\$406.56	\$406.56	\$338.80	\$338.80	\$338.80	\$338.80	\$291.56	\$291.56
25	\$542.04	\$542.04	\$340.15	\$340.15	\$335.33	\$335.33	\$335.33	\$335.33	\$340.15	\$340.15	\$408.18	\$408.18	\$423.50	\$423.50	\$408.18	\$408.18	\$340.15	\$340.15	\$340.15	\$340.15	\$292.72	\$292.72
26	\$552.83	\$552.83	\$346.93	\$346.93	\$339.63	\$339.63	\$339.63	\$339.63	\$346.93	\$346.93	\$416.31	\$416.31	\$433.66	\$433.66	\$416.31	\$416.31	\$346.93	\$346.93	\$346.93	\$346.93	\$298.55	\$298.55
27	\$565.79	\$565.79	\$355.06	\$355.06	\$337.10	\$337.10	\$337.10	\$337.10	\$355.06	\$355.06	\$426.07	\$426.07	\$443.82	\$443.82	\$426.07	\$426.07	\$355.06	\$355.06	\$355.06	\$355.06	\$305.55	\$305.55
28	\$586.85	\$586.85	\$368.27	\$368.27	\$349.86	\$349.86	\$349.86	\$349.86	\$368.27	\$368.27	\$441.92	\$441.92	\$460.34	\$460.34	\$441.92	\$441.92	\$368.27	\$368.27	\$368.27	\$368.27	\$316.92	\$316.92
29	\$604.12	\$604.12	\$379.11	\$379.11	\$360.15	\$360.15	\$360.15	\$360.15	\$379.11	\$379.11	\$454.93	\$454.93	\$473.89	\$473.89	\$454.93	\$454.93	\$379.11	\$379.11	\$379.11	\$379.11	\$326.25	\$326.25
30	\$612.76	\$612.76	\$384.53	\$384.53	\$363.30	\$363.30	\$363.30	\$363.30	\$384.53	\$384.53	\$461.44	\$461.44	\$480.66	\$480.66	\$461.44	\$461.44	\$384.53	\$384.53	\$384.53	\$384.53	\$330.91	\$330.91
31	\$625.72	\$625.72	\$392.66	\$392.66	\$373.03	\$373.03	\$373.03	\$373.03	\$392.66	\$392.66	\$471.19	\$471.19	\$490.83	\$490.83	\$471.19	\$471.19	\$392.66	\$392.66	\$392.66	\$392.66	\$337.91	\$337.91
32	\$638.68	\$638.68	\$400.79	\$400.79	\$380.75	\$380.75	\$380.75	\$380.75	\$400.79	\$400.79	\$480.95	\$480.95	\$500.99	\$500.99	\$480.95	\$480.95	\$400.79	\$400.79	\$400.79	\$400.79	\$344.91	\$344.91
33	\$646.77	\$646.77	\$405.88	\$405.88	\$385.58	\$385.58	\$385.58	\$385.58	\$405.88	\$405.88	\$487.05	\$487.05	\$507.34	\$507.34	\$487.05	\$487.05	\$405.88	\$405.88	\$405.88	\$405.88	\$349.28	\$349.28
34	\$655.41	\$655.41	\$411.30	\$411.30	\$390.73	\$390.73	\$390.73	\$390.73	\$411.30	\$411.30	\$493.56	\$493.56	\$514.12	\$514.12	\$493.56	\$493.56	\$411.30	\$411.30	\$411.30	\$411.30	\$353.95	\$353.95
35	\$659.73	\$659.73	\$414.01	\$414.01	\$393.31	\$393.31	\$393.31	\$393.31	\$414.01	\$414.01	\$496.81	\$496.81	\$517.51	\$517.51	\$496.81	\$496.81	\$414.01	\$414.01	\$414.01	\$414.01	\$356.28	\$356.28
36	\$664.05	\$664.05	\$416.72	\$416.72	\$395.88	\$395.88	\$395.88	\$395.88	\$416.72	\$416.72	\$500.06	\$500.06	\$520.99	\$520.99	\$500.06	\$500.06	\$416.72	\$416.72	\$416.72	\$416.72	\$358.61	\$358.61
37	\$668.37	\$668.37	\$419.43	\$419.43	\$398.46	\$398.46	\$398.46	\$398.46	\$419.43	\$419.43	\$503.31	\$503.31	\$525.28	\$525.28	\$503.31	\$503.31	\$419.43	\$419.43	\$419.43	\$419.43	\$360.94	\$360.94
38	\$672.69	\$672.69	\$422.14	\$422.14	\$401.03	\$401.03	\$401.03	\$401.03	\$422.14	\$422.14	\$506.56	\$506.56	\$527.67	\$527.67	\$506.56	\$506.56	\$422.14	\$422.14	\$422.14	\$422.14	\$363.28	\$363.28
39	\$681.33	\$681.33	\$427.56	\$427.56	\$406.18	\$406.18	\$406.18	\$406.18	\$427.56	\$427.56	\$513.07	\$513.07	\$534.45	\$534.45	\$513.07	\$513.07	\$406.18	\$406.18	\$406.18	\$406.18	\$367.94	\$367.94
40	\$689.96	\$689.96	\$432.98	\$432.98	\$411.33	\$411.33	\$411.33	\$411.33	\$432.98	\$432.98	\$476.34	\$476.34	\$519.57	\$519.57	\$476.34	\$476.34	\$411.33	\$411.33	\$411.33	\$411.33	\$372.61	\$372.61
41	\$702.92	\$702.92	\$441.11	\$441.11	\$419.05	\$419.05	\$419.05	\$419.05	\$441.11	\$441.11	\$483.15	\$483.15	\$529.33	\$529.33	\$483.15	\$483.15	\$419.05	\$419.05	\$419.05	\$419.05	\$379.60	\$379.60
42	\$715.34	\$715.34	\$448.90	\$448.90	\$426.46	\$426.46	\$426.46	\$426.46	\$448.90	\$448.90	\$493.96	\$493.96	\$538.68	\$538.68	\$493.96	\$493.96	\$426.46	\$426.46	\$426.46	\$426.46	\$386.31	\$386.31
43	\$732.61	\$732.61	\$459.74	\$459.74	\$436.76	\$436.76	\$436.76	\$436.76	\$459.74	\$459.74	\$505.82	\$505.82	\$551.69	\$551.69	\$505.82	\$505.82	\$436.76	\$436.76	\$436.76	\$436.76	\$395.64	\$395.64
44	\$754.21	\$754.21	\$473.30	\$473.30	\$449.63	\$449.63	\$449.63	\$449.63	\$473.30	\$473.30	\$520.73	\$520.73	\$567.95	\$567.95	\$520.73	\$520.73	\$449.63	\$449.63	\$449.63	\$449.63	\$407.30	\$407.30
45	\$779.58	\$779.58	\$489.22	\$489.22	\$464.76	\$464.76	\$464.76	\$464.76	\$489.22	\$489.22	\$538.00	\$538.00	\$587.06	\$587.06	\$538.00	\$538.00	\$464.76	\$464.76	\$464.76	\$464.76	\$421.00	\$421.00
46	\$809.82	\$809.82	\$508.19	\$508.19	\$482.78	\$482.78	\$482.78	\$482.78	\$508.19	\$508.19	\$559.01	\$559.01	\$609.83	\$609.83	\$559.01	\$559.01	\$508.19	\$508.19	\$508.19	\$508.19	\$437.33	\$437.33
47	\$843.83	\$843.83	\$529.54	\$529.54	\$503.06	\$503.06	\$503.06	\$503.06	\$529.54	\$529.54	\$582.39	\$582.39	\$635.44	\$635.44	\$582.39	\$582.39	\$503.06	\$503.06	\$503.06	\$503.06	\$455.70	\$455.70
48	\$882.70	\$882.70	\$553.93	\$553.93	\$526.23	\$526.23	\$526.23	\$526.23	\$553.93	\$553.93	\$609.49	\$609.49	\$664.71	\$664.71	\$609.49	\$609.49	\$526.23	\$526.23	\$526.23	\$526.23	\$476.69	\$476.69
49	\$921.03	\$921.03	\$577.98	\$577.98	\$549.08	\$549.08	\$549.08	\$549.08	\$577.98	\$577.98	\$635.92	\$635.92	\$693.58	\$693.58	\$635.92	\$635.92	\$549.08	\$549.08	\$549.08	\$549.08	\$497.39	\$497.39
50	\$964.22	\$964.22	\$605.09	\$605.09	\$574.83	\$574.83	\$574.83	\$574.83	\$605.09	\$605.09	\$665.73	\$665.73	\$726.10	\$726.10	\$665.73	\$665.73	\$574.83	\$574.83	\$574.83	\$574.83	\$520.92	\$520.92
51	\$1,006.87	\$1,006.87	\$631.85	\$631.85	\$600.26	\$600.26	\$600.26	\$600.26	\$631.85	\$631.85	\$695.21	\$695.21	\$758.22	\$758.22	\$695.21	\$695.21	\$600.26	\$600.26	\$600.26	\$600.26	\$543.75	\$543.75
52	\$1,053.84	\$1,053.84	\$661.33	\$661.33	\$628.26	\$628.26	\$628.26	\$628.26	\$661.33	\$661.33</												

Company Name:
Market:
Product:
Effective Date of Rates:

HIOS Plan ID (On Exchange)=>	22444PA0040080		22444PA0040080		22444PA0040081		22444PA0040081		22444PA0040082		22444PA0040085		22444PA0040085	
HIOS Plan ID (Off Exchange)=>	22444PA0040080		22444PA0040080		22444PA0040081		22444PA0040081		22444PA0040082		22444PA0040085		22444PA0040085	
Plan Marketing Name =>	Geisinger Marketplace All-Access Value		Geisinger Marketplace All-Access Value		Geisinger Marketplace All-Access Value		Geisinger Marketplace All-Access Value		Geisinger Marketplace All-Access Value		Geisinger Marketplace All-Access Value		Geisinger Marketplace All-Access Value	
Form # =>	M-152-192-F Rev. 1/24		M-152-192-F Rev. 1/24		M-152-192-F Rev. 1/24		M-152-192-F Rev. 1/24		M-152-192-F Rev. 1/24		M-152-192-F Rev. 1/24		M-152-192-F Rev. 1/24	
Rating Area =>	Rating Area 6		Rating Area 9		Rating Area 7		Rating Area 9		Rating Area 6		Rating Area 2		Rating Area 5	
Network =>	Geisinger Marketplace All-Access HMO		Geisinger Marketplace All-Access HMO		Geisinger Marketplace All-Access HMO		Geisinger Marketplace All-Access HMO		Geisinger Marketplace All-Access HMO		Geisinger Marketplace All-Access HMO		Geisinger Marketplace All-Access HMO	
Metal =>	Catastrophic		Catastrophic		Catastrophic		Catastrophic		Catastrophic		Catastrophic		Catastrophic	
Deductible =>	Combined: \$9,450		Combined: \$9,450		Combined: \$9,450		Combined: \$9,450		Combined: \$9,450		Combined: \$9,450		Combined: \$9,450	
Coinsurance =>	0%		0%		0%		0%		0%		0%		0%	
Copays =>	0% After Deductible		0% After Deductible		0% After Deductible		0% After Deductible		0% After Deductible		0% After Deductible		0% After Deductible	
OOP Maximum =>	\$9,450		\$9,450		\$9,450		\$9,450		\$9,450		\$9,450		\$9,450	
Pediatric Dental (Yes/No) =>	Yes		Yes		Yes		Yes		Yes		Yes		Yes	
Age Band	Non-Tobacco	Tobacco	Non-Tobacco	Tobacco	Non-Tobacco	Tobacco	Non-Tobacco	Tobacco	Non-Tobacco	Tobacco	Non-Tobacco	Tobacco	Non-Tobacco	Tobacco
0 - 14	\$234.78	\$234.78	\$281.73	\$281.73	\$293.47	\$293.47	\$281.73	\$281.73	\$234.78	\$234.78	\$234.78	\$234.78	\$223.04	\$223.04
15	\$255.65	\$255.65	\$306.78	\$306.78	\$319.56	\$319.56	\$306.78	\$306.78	\$255.65	\$255.65	\$255.65	\$255.65	\$242.86	\$242.86
16	\$263.63	\$263.63	\$316.35	\$316.35	\$329.53	\$329.53	\$316.35	\$316.35	\$263.63	\$263.63	\$263.63	\$263.63	\$250.44	\$250.44
17	\$271.61	\$271.61	\$325.93	\$325.93	\$339.51	\$339.51	\$325.93	\$325.93	\$271.61	\$271.61	\$271.61	\$271.61	\$258.03	\$258.03
18	\$280.20	\$280.20	\$336.24	\$336.24	\$350.25	\$350.25	\$336.24	\$336.24	\$280.20	\$280.20	\$280.20	\$280.20	\$266.19	\$266.19
19	\$288.79	\$288.79	\$346.55	\$346.55	\$360.99	\$360.99	\$346.55	\$346.55	\$288.79	\$288.79	\$288.79	\$288.79	\$274.35	\$274.35
20	\$297.69	\$297.69	\$357.23	\$357.23	\$372.12	\$372.12	\$357.23	\$357.23	\$297.69	\$297.69	\$297.69	\$297.69	\$282.81	\$282.81
21	\$306.90	\$337.59	\$368.28	\$405.11	\$383.63	\$421.99	\$368.28	\$405.11	\$306.90	\$337.59	\$306.90	\$337.59	\$291.56	\$320.71
22	\$306.90	\$337.59	\$368.28	\$405.11	\$383.63	\$421.99	\$368.28	\$405.11	\$306.90	\$337.59	\$306.90	\$337.59	\$291.56	\$320.71
23	\$306.90	\$337.59	\$368.28	\$405.11	\$383.63	\$421.99	\$368.28	\$405.11	\$306.90	\$337.59	\$306.90	\$337.59	\$291.56	\$320.71
24	\$306.90	\$337.59	\$368.28	\$405.11	\$383.63	\$421.99	\$368.28	\$405.11	\$306.90	\$337.59	\$306.90	\$337.59	\$291.56	\$320.71
25	\$308.13	\$338.82	\$369.75	\$406.58	\$385.16	\$423.52	\$369.75	\$406.58	\$308.13	\$338.82	\$308.13	\$338.82	\$292.72	\$321.88
26	\$314.26	\$345.57	\$377.12	\$414.68	\$392.83	\$431.96	\$377.12	\$414.68	\$314.26	\$345.57	\$314.26	\$345.57	\$298.55	\$328.29
27	\$321.63	\$353.85	\$385.96	\$424.63	\$402.04	\$442.32	\$385.96	\$424.63	\$321.63	\$353.85	\$321.63	\$353.85	\$305.55	\$336.16
28	\$333.60	\$367.05	\$400.32	\$440.46	\$417.00	\$458.81	\$400.32	\$440.46	\$333.60	\$367.05	\$333.60	\$367.05	\$316.92	\$348.70
29	\$343.42	\$377.79	\$412.10	\$453.35	\$429.27	\$472.24	\$412.10	\$453.35	\$343.42	\$377.79	\$343.42	\$377.79	\$326.25	\$358.90
30	\$348.33	\$383.32	\$418.00	\$459.98	\$435.41	\$479.15	\$418.00	\$459.98	\$348.33	\$383.32	\$348.33	\$383.32	\$330.91	\$364.15
31	\$355.70	\$391.30	\$426.84	\$469.56	\$444.62	\$489.12	\$426.84	\$469.56	\$355.70	\$391.30	\$355.70	\$391.30	\$337.91	\$371.73
32	\$363.06	\$399.28	\$435.67	\$479.13	\$453.83	\$499.09	\$435.67	\$479.13	\$363.06	\$399.28	\$363.06	\$399.28	\$344.91	\$379.31
33	\$367.67	\$404.49	\$441.20	\$485.39	\$459.58	\$505.62	\$441.20	\$485.39	\$367.67	\$404.49	\$367.67	\$404.49	\$349.28	\$384.27
34	\$372.58	\$409.71	\$447.09	\$491.65	\$465.72	\$512.14	\$447.09	\$491.65	\$372.58	\$409.71	\$372.58	\$409.71	\$353.95	\$389.22
35	\$375.03	\$412.47	\$450.04	\$494.97	\$468.79	\$515.59	\$450.04	\$494.97	\$375.03	\$412.47	\$375.03	\$412.47	\$356.28	\$391.85
36	\$377.49	\$415.23	\$452.98	\$498.28	\$471.86	\$519.04	\$452.98	\$498.28	\$377.49	\$415.23	\$377.49	\$415.23	\$358.61	\$394.47
37	\$379.94	\$418.00	\$455.93	\$501.60	\$474.93	\$522.50	\$455.93	\$501.60	\$379.94	\$418.00	\$379.94	\$418.00	\$360.94	\$397.10
38	\$382.40	\$420.76	\$458.88	\$504.91	\$478.00	\$525.95	\$458.88	\$504.91	\$382.40	\$420.76	\$382.40	\$420.76	\$363.28	\$399.72
39	\$387.31	\$425.98	\$464.77	\$511.17	\$484.13	\$532.47	\$464.77	\$511.17	\$387.31	\$425.98	\$387.31	\$425.98	\$367.94	\$404.68
40	\$392.22	\$431.50	\$470.66	\$517.80	\$490.27	\$539.37	\$470.66	\$517.80	\$392.22	\$431.50	\$392.22	\$431.50	\$372.61	\$409.92
41	\$399.58	\$439.48	\$479.50	\$527.38	\$499.48	\$549.35	\$479.50	\$527.38	\$399.58	\$439.48	\$399.58	\$439.48	\$379.60	\$417.51
42	\$406.64	\$447.46	\$487.97	\$536.95	\$508.30	\$559.32	\$487.97	\$536.95	\$406.64	\$447.46	\$406.64	\$447.46	\$386.31	\$425.09
43	\$416.46	\$458.20	\$499.75	\$549.84	\$520.58	\$572.75	\$499.75	\$549.84	\$416.46	\$458.20	\$416.46	\$458.20	\$395.64	\$435.29
44	\$428.74	\$471.70	\$514.49	\$566.04	\$535.92	\$589.63	\$514.49	\$566.04	\$428.74	\$471.70	\$428.74	\$471.70	\$407.30	\$448.12
45	\$443.16	\$487.36	\$531.79	\$584.83	\$553.95	\$609.19	\$531.79	\$584.83	\$443.16	\$487.36	\$443.16	\$487.36	\$421.00	\$462.99
46	\$460.35	\$506.38	\$552.42	\$607.66	\$575.44	\$632.98	\$552.42	\$607.66	\$460.35	\$506.38	\$460.35	\$506.38	\$437.33	\$481.06
47	\$479.68	\$527.56	\$575.62	\$633.07	\$599.60	\$659.49	\$575.62	\$633.07	\$479.68	\$527.56	\$479.68	\$527.56	\$455.70	\$501.18
48	\$501.78	\$552.11	\$602.14	\$662.53	\$627.22	\$669.14	\$602.14	\$662.53	\$501.78	\$552.11	\$501.78	\$552.11	\$476.69	\$524.51
49	\$523.57	\$576.05	\$628.28	\$691.26	\$654.46	\$720.06	\$628.28	\$691.26	\$523.57	\$576.05	\$523.57	\$576.05	\$497.39	\$547.25
50	\$548.12	\$603.06	\$657.75	\$723.67	\$685.15	\$753.82	\$657.75	\$723.67	\$548.12	\$603.06	\$548.12	\$603.06	\$520.72	\$572.90
51	\$572.37	\$629.76	\$686.84	\$755.71	\$715.46	\$787.20	\$686.84	\$755.71	\$572.37	\$629.76	\$572.37	\$629.76	\$543.75	\$598.27
52	\$599.07	\$658.91	\$718.88	\$790.69	\$748.83	\$823.64	\$718.88	\$790.69	\$599.07	\$658.91	\$599.07	\$658.91	\$569.11	\$625.97
53	\$626.07	\$688.68	\$751.29	\$826.42	\$782.59	\$860.85	\$751.29	\$826.42	\$626.07	\$688.68	\$626.07	\$688.68	\$594.77	\$654.25
54	\$655.23	\$720.60	\$786.28	\$864.72	\$819.04	\$900.75	\$786.28	\$864.72	\$655.23	\$720.60	\$655.23	\$720.60	\$622.47	\$684.57
55	\$684.38	\$752.82	\$821.26	\$903.39	\$855.48	\$941.03	\$821.26	\$903.39	\$684.38	\$752.82	\$684.38	\$752.82	\$650.17	\$715.18
56	\$716.00	\$787.50	\$859.19	\$945.00	\$894.99	\$984.38	\$859.19	\$945.00	\$716.00	\$787.50	\$716.00	\$787.50	\$680.20	\$748.13
57	\$747.91	\$822.80	\$897.50	\$987.36	\$934.89	\$1,028.50	\$897.50	\$987.36	\$747.91	\$822.80	\$747.91	\$822.80	\$710.52	\$781.66
58	\$781.98	\$860.24	\$938.37	\$1,032.29	\$977.47	\$1,075.30	\$938.37	\$1,032.29	\$781.98	\$860.24	\$781.98	\$860.24	\$742.88	\$817.23
59	\$798.86	\$878.65	\$958.63	\$1,054.38	\$998.57	\$1,098.31	\$958.63	\$1,054.38	\$798.86	\$878.65	\$798.86	\$878.65	\$758.92	\$834.72
60	\$832.92	\$916.09	\$999.51	\$1,099.31	\$1,041.15	\$1,145.12	\$999.51	\$1,099.31	\$832.92	\$916.09	\$832.92	\$916.09	\$791.28	\$870.29
61	\$862.39	\$948.62	\$1,034.86	\$1,138.35	\$1,077.98	\$1,185.78	\$1,034.86	\$1,138.35	\$862.39	\$948.62	\$862.39	\$948.62	\$819.27	\$901.19
62	\$881.72	\$969.80	\$1,058.06	\$1,163.76	\$1,102.15	\$1,212.25	\$1,058.06	\$1,163.76	\$881.72	\$969.80	\$881.72	\$969.80	\$837.63	\$921.31
63	\$905.97	\$996.50	\$1,087.16	\$1,195.80	\$1,132.46	\$1,245.63	\$1,087.16	\$1,195.80	\$905.97	\$996.50	\$905.97	\$996.50	\$860.67	\$946.68
64+	\$920.70	\$1,012.77	\$1,104.84	\$1,215.32	\$1,150.87	\$1,265.96	\$1,104.84	\$1,215.32	\$920.70	\$1,012.77	\$920.70	\$1,012.77	\$874.66	\$962.13

**Geisinger Health Plan
Individual
Plan Design Summary**

HIOS Plan ID	Plan Marketing Name	Product	Metal	On/Off Exchange	Network	Rating Area	Counties Covered
22444PA0010035	Geisinger Marketplace All-Access HMO 20/50/3250	HMO	Gold	On/Off	Geisinger Marketplace All-Access HMO	Rating Area	Bradford, Carbon, Clinton, Lackawanna,
22444PA0010036	Geisinger Marketplace All-Access HMO 20/50/3250	HMO	Gold	On/Off	Geisinger Marketplace All-Access HMO	Rating Area 6	Lehigh, Northampton
22444PA0010038	Geisinger Marketplace All-Access HMO 30/60/5500	HMO	Silver	On/Off	Geisinger Marketplace All-Access HMO	Rating Area 3, Rating Area 6, Rating Area 9	Bradford, Carbon, Clinton, Lackawanna, Luzerne, Lycoming, Monroe, Pike, Sullivan, Susquehanna, Tioga, Wayne, Wyoming, Centre, Columbia, Mifflin, Montour, Northumberland, Schuylkill, Snyder, Union, Juniata
22444PA0010039	Geisinger Marketplace All-Access HMO 30/60/5500	HMO	Silver	On/Off	Geisinger Marketplace All-Access HMO	Rating Area 7, Rating Area 9	Adams, Berks, Lancaster, York, Cumberland, Dauphin, Fulton, Lebanon, Perry
22444PA0010040	Geisinger Marketplace All-Access HMO 30/60/5500	HMO	Silver	On/Off	Geisinger Marketplace All-Access HMO	Rating Area 6	Lehigh, Northampton
22444PA0010042	Geisinger Marketplace All-Access HMO 20/50/3250	HMO	Gold	On/Off	Geisinger Marketplace All-Access HMO	Rating Area 7, Rating Area 9	Adams, Berks, Lancaster, York, Cumberland, Dauphin, Fulton, Lebanon, Perry
22444PA0010045	Geisinger Marketplace All-Access Extra HMO 10/50/500	HMO	Gold	On/Off	Geisinger Marketplace All-Access HMO	Rating Area 3, Rating Area 6, Rating Area 9	Carbon, Clinton, Lackawanna, Luzerne, Lycoming, Monroe, Susquehanna, Wayne, Wyoming, Centre, Columbia, Lehigh, Mifflin, Montour, Northampton, Northumberland, Schuylkill, Snyder, Union, Cumberland, Dauphin, Juniata, Perry
22444PA0010053	Geisinger Marketplace All-Access HMO 40/80/8400	HMO	Expanded Bronze	On/Off	Geisinger Marketplace All-Access HMO	Rating Area 3, Rating Area 6, Rating Area 9	Bradford, Carbon, Clinton, Lackawanna, Luzerne, Lycoming, Monroe, Pike, Sullivan, Susquehanna, Tioga, Wayne, Wyoming, Centre, Columbia, Mifflin, Montour, Northumberland, Schuylkill, Snyder, Union, Juniata
22444PA0010054	Geisinger Marketplace All-Access HMO 40/80/8400	HMO	Expanded Bronze	On/Off	Geisinger Marketplace All-Access HMO	Rating Area 7, Rating Area 9	Adams, Berks, Lancaster, York, Cumberland, Dauphin, Fulton, Lebanon, Perry
22444PA0010055	Geisinger Marketplace All-Access HMO 40/80/8400	HMO	Expanded Bronze	On/Off	Geisinger Marketplace All-Access HMO	Rating Area 6	Lehigh, Northampton
22444PA0010063	Geisinger Marketplace All-Access HMO 30/60/5000	HMO	Silver	Off	Geisinger Marketplace All-Access HMO	Rating Area 3, Rating Area 6, Rating Area 9	Bradford, Carbon, Clinton, Lackawanna, Luzerne, Lycoming, Monroe, Pike, Sullivan, Susquehanna, Tioga, Wayne, Wyoming, Centre, Columbia, Mifflin, Montour, Northumberland, Schuylkill, Snyder, Union, Juniata
22444PA0010064	Geisinger Marketplace All-Access HMO 30/60/5000	HMO	Silver	Off	Geisinger Marketplace All-Access HMO	Rating Area 7, Rating Area 9	Adams, Berks, Lancaster, York, Cumberland, Dauphin, Fulton, Lebanon, Perry
22444PA0010065	Geisinger Marketplace All-Access HMO 30/60/5000	HMO	Silver	Off	Geisinger Marketplace All-Access HMO	Rating Area 6	Lehigh, Northampton
22444PA0010082	Geisinger Marketplace All-Access HMO 20/50/3250	HMO	Gold	On/Off	Geisinger Marketplace All-Access HMO	Rating Area 2, Rating Area 5	Cameron, Elk, Potter, Bedford, Blair, Cambria, Clearfield, Huntingdon, Jefferson, Somerset
22444PA0010090	Geisinger Marketplace All-Access HMO 30/60/5000	HMO	Silver	Off	Geisinger Marketplace All-Access HMO	Rating Area 2, Rating Area 5	Cameron, Elk, Potter, Bedford, Blair, Cambria, Clearfield, Huntingdon, Jefferson, Somerset
22444PA0010098	Geisinger Marketplace All-Access HMO 30/60/5500	HMO	Silver	On/Off	Geisinger Marketplace All-Access HMO	Rating Area 2, Rating Area 5	Cameron, Elk, Potter, Bedford, Blair, Cambria, Clearfield, Huntingdon, Jefferson, Somerset
22444PA0010106	Geisinger Marketplace All-Access HMO 40/80/8400	HMO	Expanded Bronze	On/Off	Geisinger Marketplace All-Access HMO	Rating Area 2, Rating Area 5	Cameron, Elk, Potter, Bedford, Blair, Cambria, Clearfield, Huntingdon, Jefferson, Somerset
22444PA0010135	Geisinger Marketplace Premier HMO 20/50/3250	HMO	Gold	On/Off	Geisinger Marketplace Premier HMO	Rating Area 6	Centre, Columbia, Mifflin, Montour, Northumberland, Snyder, Union
22444PA0010136	Geisinger Marketplace Premier HMO 30/60/5500	HMO	Silver	On/Off	Geisinger Marketplace Premier HMO	Rating Area 6	Centre, Columbia, Mifflin, Montour, Northumberland, Snyder, Union
22444PA0010137	Geisinger Marketplace Premier HMO 40/80/8400	HMO	Expanded Bronze	On/Off	Geisinger Marketplace Premier HMO	Rating Area 6	Centre, Columbia, Mifflin, Montour, Northumberland, Snyder, Union
22444PA0010138	Geisinger Marketplace Premier HMO 20/50/3250	HMO	Gold	On/Off	Geisinger Marketplace Premier HMO	Rating Area 3, Rating Area 6	Carbon, Monroe, Schuylkill
22444PA0010139	Geisinger Marketplace Premier HMO 30/60/5500	HMO	Silver	On/Off	Geisinger Marketplace Premier HMO	Rating Area 3, Rating Area 6	Carbon, Monroe, Schuylkill
22444PA0010140	Geisinger Marketplace Premier HMO 40/80/8400	HMO	Expanded Bronze	On/Off	Geisinger Marketplace Premier HMO	Rating Area 3, Rating Area 6	Carbon, Monroe, Schuylkill
22444PA0010141	Geisinger Marketplace Premier HMO 20/50/3250	HMO	Gold	On/Off	Geisinger Marketplace Premier HMO	Rating Area 3	Lackawanna, Luzerne, Wayne
22444PA0010142	Geisinger Marketplace Premier HMO 30/60/5500	HMO	Silver	On/Off	Geisinger Marketplace Premier HMO	Rating Area 3	Lackawanna, Luzerne, Wayne
22444PA0010143	Geisinger Marketplace Premier HMO 40/80/8400	HMO	Expanded Bronze	On/Off	Geisinger Marketplace Premier HMO	Rating Area 3	Lackawanna, Luzerne, Wayne
22444PA0010144	Geisinger Marketplace All-Access HMO 25/45/250	HMO	Gold	On/Off	Geisinger Marketplace All-Access HMO	Rating Area 2, Rating Area 5	Lackawanna, Luzerne, Wayne, Cameron, Elk, Potter, Bedford, Blair, Cambria, Clearfield, Huntingdon, Jefferson, Somerset
22444PA0010146	Geisinger Marketplace All-Access HMO 25/45/250	HMO	Gold	On/Off	Geisinger Marketplace All-Access HMO	Rating Area 3, Rating Area 6, Rating Area 9	Bradford, Carbon, Clinton, Lackawanna, Luzerne, Lycoming, Monroe, Pike, Sullivan, Susquehanna, Tioga, Wayne, Wyoming, Centre, Columbia, Mifflin, Montour, Northumberland, Schuylkill, Snyder, Union, Juniata
22444PA0010152	Geisinger Marketplace All-Access HMO 25/45/250	HMO	Gold	On/Off	Geisinger Marketplace All-Access HMO	Rating Area 6	Lehigh, Northampton
22444PA0010153	Geisinger Marketplace All-Access HMO 25/45/250	HMO	Gold	On/Off	Geisinger Marketplace All-Access HMO	Rating Area 7, Rating Area 9	Adams, Berks, Lancaster, York, Cumberland, Dauphin, Fulton, Lebanon, Perry
22444PA0010157	Geisinger Marketplace All-Access HMO 25/50/2500	HMO	Gold	On/Off	Geisinger Marketplace All-Access HMO	Rating Area 2, Rating Area 5	Cameron, Elk, Potter, Bedford, Blair, Cambria, Clearfield, Huntingdon, Jefferson, Somerset

22444PA0010159	Geisinger Marketplace All-Access HMO 25/50/2500	HMO	Gold	On/Off	Geisinger Marketplace All-Access HMO	Rating Area 3, Rating Area 6, Rating Area 9	Bradford, Carbon, Clinton, Lackawanna, Luzerne, Lycoming, Monroe, Pike, Sullivan, Susquehanna, Tioga, Wayne, Wyoming, Centre, Columbia, Mifflin, Montour, Northumberland, Schuylkill, Snyder, Union, Juniata
22444PA0010166	Geisinger Marketplace All-Access HMO 25/50/2500	HMO	Gold	On/Off	Geisinger Marketplace All-Access HMO	Rating Area 6	Lehigh, Northampton
22444PA0010167	Geisinger Marketplace All-Access HMO 25/50/2500	HMO	Gold	On/Off	Geisinger Marketplace All-Access HMO	Rating Area 7, Rating Area 9	Adams, Berks, Lancaster, York, Cumberland, Dauphin, Fulton, Lebanon, Perry
22444PA0010171	Geisinger Marketplace All-Access HMO 25/50/4000	HMO	Gold	On/Off	Geisinger Marketplace All-Access HMO	Rating Area 2, Rating Area 5	Cameron, Elk, Potter, Bedford, Blair, Cambria, Clearfield, Huntingdon, Jefferson, Somerset
22444PA0010173	Geisinger Marketplace All-Access HMO 25/50/4000	HMO	Gold	On/Off	Geisinger Marketplace All-Access HMO	Rating Area 3, Rating Area 6, Rating Area 9	Bradford, Carbon, Clinton, Lackawanna, Luzerne, Lycoming, Monroe, Pike, Sullivan, Susquehanna, Tioga, Wayne, Wyoming, Centre, Columbia, Mifflin, Montour, Northumberland, Schuylkill, Snyder, Union, Juniata
22444PA0010179	Geisinger Marketplace All-Access HMO 25/50/4000	HMO	Gold	On/Off	Geisinger Marketplace All-Access HMO	Rating Area 6	Lehigh, Northampton
22444PA0010180	Geisinger Marketplace All-Access HMO 25/50/4000	HMO	Gold	On/Off	Geisinger Marketplace All-Access HMO	Rating Area 7, Rating Area 9	Adams, Berks, Lancaster, York, Cumberland, Dauphin, Fulton, Lebanon, Perry
22444PA0010197	Geisinger Marketplace All-Access HMO Pharmacy First 8500	HMO	Expanded Bronze	On/Off	Geisinger Marketplace All-Access HMO	Rating Area 2, Rating Area 5	Cameron, Elk, Potter, Bedford, Blair, Cambria, Clearfield, Huntingdon, Jefferson, Somerset
22444PA0010200	Geisinger Marketplace All-Access HMO Pharmacy First 8500	HMO	Expanded Bronze	On/Off	Geisinger Marketplace All-Access HMO	Rating Area 3, Rating Area 6, Rating Area 9	Bradford, Carbon, Clinton, Lackawanna, Luzerne, Lycoming, Monroe, Pike, Sullivan, Susquehanna, Tioga, Wayne, Wyoming, Centre, Columbia, Mifflin, Montour, Northumberland, Schuylkill, Snyder, Union, Juniata
22444PA0010201	Geisinger Marketplace All-Access HMO Pharmacy First 8500	HMO	Expanded Bronze	On/Off	Geisinger Marketplace All-Access HMO	Rating Area 7, Rating Area 9	Adams, Berks, Lancaster, York, Cumberland, Dauphin, Fulton, Lebanon, Perry
22444PA0010208	Geisinger Marketplace All-Access HMO Pharmacy First 8500	HMO	Expanded Bronze	On/Off	Geisinger Marketplace All-Access HMO	Rating Area 6	Lehigh, Northampton
22444PA0040080	Geisinger Marketplace All-Access Value	POS	Catastrophic	On/Off	Geisinger Marketplace All-Access HMO	Rating Area 3, Rating Area 6, Rating Area 9	Bradford, Carbon, Clinton, Lackawanna, Luzerne, Lycoming, Monroe, Pike, Sullivan, Susquehanna, Tioga, Wayne, Wyoming, Centre, Columbia, Mifflin, Montour, Northumberland, Schuylkill, Snyder, Union, Juniata
22444PA0040081	Geisinger Marketplace All-Access Value	POS	Catastrophic	On/Off	Geisinger Marketplace All-Access HMO	Rating Area 7, Rating Area 9	Adams, Berks, Lancaster, York, Cumberland, Dauphin, Fulton, Lebanon, Perry
22444PA0040082	Geisinger Marketplace All-Access Value	POS	Catastrophic	On/Off	Geisinger Marketplace All-Access HMO	Rating Area 6	Lehigh, Northampton
22444PA0040085	Geisinger Marketplace All-Access Value	POS	Catastrophic	On/Off	Geisinger Marketplace All-Access HMO	Rating Area 2, Rating Area 5	Cameron, Elk, Potter, Bedford, Blair, Cambria, Clearfield, Huntingdon, Jefferson, Somerset

Company Name Geisinger Health Plan
Market Individual

RATES FOR AGE 21, NON-TOBACCO USER, BY RATING AREA AND COUNTY

02-01-2023 Number of Covered Lives by Rating County					RATING AREA 1								RATING AREA 2		
HIOS Plan ID	Plan Marketing Name	Product	Metal	On/Off Exchange	0	0	0	0	0	0	0	0	22	6	18
					Crawford	Clarion	Erie	Forest	Mckean	Mercer	Venango	Warren	Elk	Cameron	Potter
22444PA0010035	Geisinger Marketplace All-Access HMO 20/50/3250	HMO	Gold	On/Off											
22444PA0010036	Geisinger Marketplace All-Access HMO 20/50/3250	HMO	Gold	On/Off											
22444PA0010038	Geisinger Marketplace All-Access HMO 30/60/5500	HMO	Silver	On/Off											
22444PA0010039	Geisinger Marketplace All-Access HMO 30/60/5500	HMO	Silver	On/Off											
22444PA0010040	Geisinger Marketplace All-Access HMO 30/60/5500	HMO	Silver	On/Off											
22444PA0010042	Geisinger Marketplace All-Access HMO 20/50/3250	HMO	Gold	On/Off											
22444PA0010045	Geisinger Marketplace All-Access Extra HMO 10/50/500	HMO	Gold	On/Off											
22444PA0010053	Geisinger Marketplace All-Access HMO 40/80/8400	HMO	Expanded Bronze	On/Off											
22444PA0010054	Geisinger Marketplace All-Access HMO 40/80/8400	HMO	Expanded Bronze	On/Off											
22444PA0010055	Geisinger Marketplace All-Access HMO 40/80/8400	HMO	Expanded Bronze	On/Off											
22444PA0010063	Geisinger Marketplace All-Access HMO 30/60/5000	HMO	Silver	Off											
22444PA0010064	Geisinger Marketplace All-Access HMO 30/60/5000	HMO	Silver	Off											
22444PA0010065	Geisinger Marketplace All-Access HMO 30/60/5000	HMO	Silver	Off											
22444PA0010082	Geisinger Marketplace All-Access HMO 20/50/3250	HMO	Gold	On/Off									\$491.55	\$491.55	\$491.55
22444PA0010090	Geisinger Marketplace All-Access HMO 30/60/5000	HMO	Silver	Off									\$393.63	\$393.63	\$393.63
22444PA0010098	Geisinger Marketplace All-Access HMO 30/60/5500	HMO	Silver	On/Off									\$540.94	\$540.94	\$540.94
22444PA0010106	Geisinger Marketplace All-Access HMO 40/80/8400	HMO	Expanded Bronze	On/Off									\$351.92	\$351.92	\$351.92
22444PA0010135	Geisinger Marketplace Premier HMO 20/50/3250	HMO	Gold	On/Off											
22444PA0010136	Geisinger Marketplace Premier HMO 30/60/5500	HMO	Silver	On/Off											
22444PA0010137	Geisinger Marketplace Premier HMO 40/80/8400	HMO	Expanded Bronze	On/Off											
22444PA0010138	Geisinger Marketplace Premier HMO 20/50/3250	HMO	Gold	On/Off											
22444PA0010139	Geisinger Marketplace Premier HMO 30/60/5500	HMO	Silver	On/Off											
22444PA0010140	Geisinger Marketplace Premier HMO 40/80/8400	HMO	Expanded Bronze	On/Off											
22444PA0010141	Geisinger Marketplace Premier HMO 20/50/3250	HMO	Gold	On/Off											
22444PA0010142	Geisinger Marketplace Premier HMO 30/60/5500	HMO	Silver	On/Off											
22444PA0010143	Geisinger Marketplace Premier HMO 40/80/8400	HMO	Expanded Bronze	On/Off											
22444PA0010144	Geisinger Marketplace All-Access HMO 25/45/250	HMO	Gold	On/Off									\$506.89	\$506.89	\$506.89
22444PA0010146	Geisinger Marketplace All-Access HMO 25/45/250	HMO	Gold	On/Off											
22444PA0010152	Geisinger Marketplace All-Access HMO 25/45/250	HMO	Gold	On/Off											
22444PA0010153	Geisinger Marketplace All-Access HMO 25/45/250	HMO	Gold	On/Off											
22444PA0010157	Geisinger Marketplace All-Access HMO 25/50/2500	HMO	Gold	On/Off									\$464.77	\$464.77	\$464.77
22444PA0010159	Geisinger Marketplace All-Access HMO 25/50/2500	HMO	Gold	On/Off											
22444PA0010166	Geisinger Marketplace All-Access HMO 25/50/2500	HMO	Gold	On/Off											
22444PA0010167	Geisinger Marketplace All-Access HMO 25/50/2500	HMO	Gold	On/Off											
22444PA0010171	Geisinger Marketplace All-Access HMO 25/50/4000	HMO	Gold	On/Off									\$449.90	\$449.90	\$449.90
22444PA0010173	Geisinger Marketplace All-Access HMO 25/50/4000	HMO	Gold	On/Off											
22444PA0010179	Geisinger Marketplace All-Access HMO 25/50/4000	HMO	Gold	On/Off											
22444PA0010180	Geisinger Marketplace All-Access HMO 25/50/4000	HMO	Gold	On/Off											
22444PA0010197	Geisinger Marketplace All-Access HMO Pharmacy First 8500	HMO	Expanded Bronze	On/Off									\$338.80	\$338.80	\$338.80
22444PA0010200	Geisinger Marketplace All-Access HMO Pharmacy First 8500	HMO	Expanded Bronze	On/Off											
22444PA0010201	Geisinger Marketplace All-Access HMO Pharmacy First 8500	HMO	Expanded Bronze	On/Off											
22444PA0010208	Geisinger Marketplace All-Access HMO Pharmacy First 8500	HMO	Expanded Bronze	On/Off											
22444PA0040080	Geisinger Marketplace All-Access Value	POS	Catastrophic	On/Off											
22444PA0040081	Geisinger Marketplace All-Access Value	POS	Catastrophic	On/Off											
22444PA0040082	Geisinger Marketplace All-Access Value	POS	Catastrophic	On/Off											
22444PA0040085	Geisinger Marketplace All-Access Value	POS	Catastrophic	On/Off									\$306.90	\$306.90	\$306.90

RATING AREA 8

0	0	0	0	0
Bucks	Chester	Delaware	Montgomery	Philadelphia

RATING AREA 9

232	185	0	7	233	211	52
Cumberland	Dauphin	Franklin	Fulton	Juniata	Lebanon	Perry

\$589.86

\$649.13

\$649.13 \$649.13 \$649.13 \$649.13 \$649.13

\$589.86 \$589.86 \$589.86 \$589.86 \$589.86

\$596.29 \$596.29 \$596.29 \$596.29 \$596.29

\$422.31

\$422.31 \$422.31 \$422.31 \$422.31 \$422.31

\$472.35

\$472.35 \$472.35 \$472.35 \$472.35 \$472.35

\$608.27

\$608.27 \$608.27 \$608.27 \$608.27 \$608.27

\$557.73

\$557.73 \$557.73 \$557.73 \$557.73 \$557.73

\$539.88

\$539.88 \$539.88 \$539.88 \$539.88 \$539.88

\$406.56

\$406.56 \$406.56 \$406.56 \$406.56 \$406.56

\$368.28

\$368.28 \$368.28 \$368.28 \$368.28 \$368.28

A	B	C	D	E	F	G	H	I	J	K	L	M	N	O	P	Q	R	S	T
1	Unified Rate Review v6.0																		
2																			
3	Company Legal Name:	Geisinger Health Plan																	
4	HIOS Issuer ID:	22444	State:	PA															
5	Effective Date of Rate Change(s):	1/1/2024	Market:	Individual															
6																			
7																			
8	Market Level Calculations (Same for all Plans)																		
9																			
10																			
11	Section I: Experience Period Data																		
12	Experience Period:	1/1/2022		to	12/31/2022														
13			Total		PMPM														
14	Allowed Claims		\$157,318,167.11		\$784.03														
15	Reinsurance		\$8,770,288.78		\$43.71														
16	Incurred Claims in Experience Period		\$125,142,275.73		\$623.67														
17	Risk Adjustment		\$9,134,357.95		\$45.52														
18	Experience Period Premium		\$133,813,232.27		\$666.89														
19	Experience Period Member Months		200,654																
20																			
21	Section II: Projections																		
22			Year 1 Trend		Year 2 Trend		Trended EHB Allowed Claims												
23	Benefit Category	Experience Period Index Rate PMPM	Cost	Utilization	Cost	Utilization	PMPM												
24	Inpatient Hospital	\$150.80	1.040	0.990	1.040	0.990	\$159.86												
25	Outpatient Hospital	\$329.07	1.063	1.028	1.063	1.028	\$392.95												
26	Professional	\$141.03	1.014	1.010	1.014	1.010	\$147.92												
27	Other Medical	\$14.02	1.001	1.024	1.001	1.024	\$14.73												
28	Capitation	\$0.04	1.000	1.000	1.000	1.000	\$0.04												
29	Prescription Drug	\$149.07	1.048	1.046	1.048	1.046	\$179.13												
30	Total	\$784.03					\$894.64												
31																			
32	Morbidity Adjustment				1.000														
33	Demographic Shift				1.000														
34	Plan Design Changes				1.000														
35	Other				1.000														
36	Adjusted Trended EHB Allowed Claims PMPM for		1/1/2024		\$894.64														
37																			
38	Manual EHB Allowed Claims PMPM				\$893.94														
39	Applied Credibility %				0.00%														
40																			
41	Projected Period Totals																		
42	Projected Index Rate for	1/1/2024			\$893.94	\$180,937,031.76													
43	Reinsurance				\$0.00	\$0.00													
44	Risk Adjustment Payment/Charge				\$42.18	\$8,537,400.72													
45	Exchange User Fees				2.92%	\$5,185,485.40													
46	Market Adjusted Index Rate				\$877.38	\$177,585,116.44													
47																			
48	Projected Member Months				202,404														
49																			
50	Information Not Releasable to the Public Unless Authorized by Law: This information has not been publically disclosed and may be privileged and confidential. It is for internal government use only and must not be disseminated, distributed, or copied to persons not authorized to receive the information. Unauthorized disclosure may result in prosecution to the full extent of the law.																		
51																			

To add a product to Worksheet 2 - Plan Product Info, select the Add Product button or Ctrl + Shift + P.
 To add a plan to Worksheet 2 - Plan Product Info, select the Add Plan button or Ctrl + Shift + L.
 To validate, select the Validate button or Ctrl + Shift + I.
 To finalize, select the Finalize button or Ctrl + Shift + F.

Product-Plan Data Collection

Company Legal Name: **Geisinger Health Plan**
 HIOS Issuer ID: **22444** State: **PA**
 Effective Date of Rate Change(s): **1/1/2024** Market: **Individual**

To add a product to Worksheet 2 - Plan
 To add a plan to Worksheet 2 - Plan Pr
 To validate, select the Validate button
 To finalize, select the Finalize button
 To remove a product, navigate to the c
 To remove a plan, navigate to the corr

Product/Plan Level Calculations

Field # Section I: General Product and Plan Information

1.1 Product Name	Geisinger													
1.2 Product ID	22444PA0010035													
1.3 Plan Name	Geisinger													
1.4 Plan ID (Standard Component ID)	22444PA0010035	22444PA0010036	22444PA0010037	22444PA0010038	22444PA0010039	22444PA0010040	22444PA0010041	22444PA0010042	22444PA0010045	22444PA0010047	22444PA0010053	22444PA0010054	22444PA0010055	
1.5 Metal	Gold	Gold	Gold	Silver	Silver	Silver	Silver	Gold	Silver	Bronze	Bronze	Bronze	Bronze	
1.6 AV Metal Value	0.815	0.815	0.809	0.701	0.701	0.701	0.719	0.815	0.800	0.720	0.650	0.650	0.650	
1.7 Plan Category	Renewing	Renewing	Terminated	Renewing	Renewing	Renewing	Terminated	Renewing	Renewing	Terminated	Renewing	Renewing	Renewing	
1.8 Plan Type	HMO	HMO	HMO	HMO	HMO	HMO	HMO	HMO	HMO	HMO	HMO	HMO	HMO	
1.9 Exchange Plan?	Yes	Yes	No	Yes	Yes	Yes	No	Yes	Yes	No	Yes	Yes	Yes	
1.10 Effective Date of Proposed Rates	1/1/2024	1/1/2024	1/1/2024	1/1/2024	1/1/2024	1/1/2024	1/1/2024	1/1/2024	1/1/2024	1/1/2024	1/1/2024	1/1/2024	1/1/2024	
1.11 Cumulative Rate Change % (over 12 mos prior)	17.54%	17.54%	0.00%	14.72%	14.72%	14.72%	0.00%	17.54%	10.14%	0.00%	11.62%	11.62%	11.62%	
1.12 Product Rate Increase %														
1.13 Submission Level Rate Increase %														

Worksheet 1 Totals

Section II: Experience Period and Current Plan Level Information

2.1 Plan ID (Standard Component ID)	Total	22444PA0010035	22444PA0010036	22444PA0010037	22444PA0010038	22444PA0010039	22444PA0010040	22444PA0010041	22444PA0010042	22444PA0010045	22444PA0010047	22444PA0010053	22444PA0010054	22444PA0010055
2.2 Allowed Claims	\$157,318,167	\$8,210,126	\$1,346,241	\$1,234,207	\$3,454,049	\$243,352	\$610,515	\$660,728	\$1,434,935	\$44,693,450	\$4,729,137	\$5,693,515	\$1,747,061	\$1,397,833
2.3 Reinsurance	\$8,770,289	\$457,704	\$75,051	\$68,805	\$192,559	\$13,567	\$34,035	\$36,835	\$79,996	\$2,491,603	\$263,643	\$317,406	\$97,396	\$77,927
2.4 Member Cost Sharing	\$23,405,603	\$1,228,911	\$199,955	\$161,549	\$287,989	\$17,468	\$34,570	\$52,296	\$163,626	\$5,602,163	\$390,152	\$1,324,261	\$400,529	\$388,698
2.5 Cost Sharing Reduction	\$0	\$0	\$0	\$0	\$0	\$0	\$0	\$0	\$0	\$0	\$0	\$0	\$0	\$0
2.6 Incurred Claims	\$125,142,276	\$6,523,510	\$1,071,235	\$1,003,853	\$2,973,501	\$212,317	\$541,910	\$571,597	\$1,191,313	\$36,599,685	\$4,075,341	\$4,051,847	\$1,249,136	\$931,208
2.7 Risk Adjustment Transfer Amount	\$9,134,358	\$400,370	\$50,558	\$57,891	\$165,295	\$18,346	\$19,757	\$24,372	\$60,605	\$2,201,268	\$242,763	\$516,984	\$169,800	\$132,866
2.8 Premium	\$133,813,232	\$6,326,597	\$798,468	\$915,001	\$3,155,725	\$350,250	\$377,192	\$464,972	\$957,442	\$36,987,344	\$4,533,866	\$5,953,517	\$1,955,497	\$1,530,320
2.9 Experience Period Member Months	200,654	8,795	1,110	1,272	3,631	403	434	535	1,331	48,355	5,333	11,356	3,730	2,919
2.10 Current Enrollment	16,069	1,227	80	0	829	131	40	0	321	3,327	0	1,527	652	171
2.11 Current Premium PMPM	\$756.26	\$811.49	\$811.49	\$0.00	\$915.01	\$915.01	\$915.01	\$0.00	\$811.49	\$875.43	\$0.00	\$611.81	\$611.81	\$611.81
2.12 Loss Ratio	87.54%	96.98%	126.17%	103.18%	89.54%	57.60%	136.52%	116.81%	117.02%	85.32%	85.32%	62.62%	58.77%	55.99%
Per Member Per Month														
2.13 Allowed Claims	\$784.03	\$933.50	\$1,212.83	\$970.29	\$951.27	\$603.85	\$1,406.72	\$1,235.01	\$1,078.09	\$924.28	\$886.77	\$501.37	\$468.38	\$478.87
2.14 Reinsurance	\$43.71	\$52.04	\$67.61	\$54.09	\$53.03	\$33.66	\$78.42	\$68.85	\$60.10	\$51.53	\$49.44	\$27.95	\$26.11	\$26.70
2.15 Member Cost Sharing	\$116.65	\$139.73	\$180.14	\$127.00	\$79.31	\$43.35	\$79.65	\$97.75	\$122.93	\$115.85	\$73.16	\$116.61	\$107.38	\$133.16
2.16 Cost Sharing Reduction	\$0.00	\$0.00	\$0.00	\$0.00	\$0.00	\$0.00	\$0.00	\$0.00	\$0.00	\$0.00	\$0.00	\$0.00	\$0.00	\$0.00
2.17 Incurred Claims	\$623.67	\$741.73	\$965.08	\$789.19	\$818.92	\$526.84	\$1,248.64	\$1,068.41	\$895.05	\$756.90	\$764.17	\$356.80	\$334.89	\$319.02
2.18 Risk Adjustment Transfer Amount	\$45.52	\$45.52	\$45.55	\$45.51	\$45.52	\$45.52	\$45.52	\$45.56	\$45.53	\$45.52	\$45.52	\$45.53	\$45.52	\$45.52
2.19 Premium	\$666.89	\$719.34	\$719.34	\$719.34	\$869.11	\$869.11	\$869.11	\$869.11	\$719.34	\$764.91	\$850.15	\$524.26	\$524.26	\$524.26

Section III: Plan Adjustment Factors

3.1 Plan ID (Standard Component ID)	22444PA0010035	22444PA0010036	22444PA0010037	22444PA0010038	22444PA0010039	22444PA0010040	22444PA0010041	22444PA0010042	22444PA0010045	22444PA0010047	22444PA0010053	22444PA0010054	22444PA0010055	
3.2 Market Adjusted Index Rate														
3.3 AV and Cost Sharing Design of Plan	0.9658	0.9658	0.0000	1.0629	1.0629	1.0629	0.0000	0.9658	0.9764	0.0000	0.6915	0.6915	0.6915	
3.4 Provider Network Adjustment	1.0159	1.0159	0.0000	1.0159	1.0159	1.0159	0.0000	1.0159	1.0159	0.0000	1.0159	1.0159	1.0159	
3.5 Benefits in Addition to EHB	1.0000	1.0000	0.0000	1.0000	1.0000	1.0000	0.0000	1.0000	1.0000	0.0000	1.0000	1.0000	1.0000	
Administrative Costs														
3.6 Administrative Expense	7.68%	7.68%	0.00%	7.68%	7.68%	7.68%	0.00%	7.68%	7.68%	0.00%	7.68%	7.68%	7.68%	
3.7 Taxes and Fees	0.06%	0.06%	0.00%	0.06%	0.06%	0.06%	0.00%	0.06%	0.06%	0.00%	0.06%	0.06%	0.06%	
3.8 Profit & Risk Load	2.00%	2.00%	0.00%	2.00%	2.00%	2.00%	0.00%	2.00%	2.00%	0.00%	2.00%	2.00%	2.00%	
3.9 Catastrophic Adjustment	1.0000	1.0000	0.0000	1.0000	1.0000	1.0000	0.0000	1.0000	1.0000	0.0000	1.0000	1.0000	1.0000	
3.10 Plan Adjusted Index Rate	\$953.74	\$953.74	\$0.00	\$1,049.63	\$1,049.63	\$1,049.63	\$0.00	\$953.74	\$964.21	\$0.00	\$682.87	\$682.87	\$682.87	
3.11 Age Calibration Factor	0.5189													
3.12 Geographic Calibration Factor	1.0010													
3.13 Tobacco Calibration Factor	0.9921													
3.14 Calibrated Plan Adjusted Index Rate	\$491.48	\$491.48	\$0.00	\$540.89	\$540.89	\$540.89	\$0.00	\$491.48	\$496.87	\$0.00	\$351.89	\$351.89	\$351.89	

Section IV: Projected Plan Level Information

4.1 Plan ID (Standard Component ID)	Total	22444PA0010035	22444PA0010036	22444PA0010037	22444PA0010038	22444PA0010039	22444PA0010040	22444PA0010041	22444PA0010042	22444PA0010045	22444PA0010047	22444PA0010053	22444PA0010054	22444PA0010055
4.2 Allowed Claims	\$177,594,049	\$12,919,185	\$842,327	\$0	\$11,360,881	\$1,789,944	\$547,512	\$0	\$3,379,836	\$35,030,260	\$0	\$17,172,935	\$7,328,242	\$1,926,822
4.3 Reinsurance	\$0	\$0	\$0	\$0	\$0	\$0	\$0	\$0	\$0	\$0	\$0	\$0	\$0	\$0
4.4 Member Cost Sharing	\$22,160,824	\$1,612,102	\$105,109	\$0	\$1,417,652	\$223,356	\$68,321	\$0	\$421,748	\$4,371,202	\$0	\$2,142,901	\$914,444	\$240,436
4.5 Cost Sharing Reduction	\$0	\$0	\$0	\$0	\$0	\$0	\$0	\$0	\$0	\$0	\$0	\$0	\$0	\$0
4.6 Incurred Claims	\$155,433,225	\$11,307,083	\$737,218	\$0	\$9,943,229	\$1,566,589	\$479,192	\$0	\$2,958,088	\$30,659,059	\$0	\$15,030,034	\$6,413,798	\$1,686,386
4.7 Risk Adjustment Transfer Amount	\$7,472,756	\$543,610	\$35,443	\$0	\$478,040	\$75,317	\$23,038	\$0	\$142,216	\$1,473,994	\$0	\$722,598	\$308,356	\$81,076
4.8 Premium	\$173,280,096	\$14,042,878	\$915,591	\$0	\$13,590,587	\$2,141,242	\$654,968	\$0	\$3,673,809	\$38,495,053	\$0	\$13,365,047	\$5,703,294	\$1,499,573
4.9 Projected Member Months	202,404	14,724	960	0	12,948	2,040	624	0	3,852	39,924	0	19,572	8,352	2,196
4.10 Loss Ratio	85.99%	77.52%	77.52%	#DIV/0!	70.68%	70.68%	70.68%	#DIV/0!	77.52%	76.71%	#DIV/0!	106.69%	106.69%	106.69%
Per Member Per Month														
4.11 Allowed Claims	\$877.42	\$877.42	\$877.42	#DIV/0!	\$877.42	\$877.42	\$877.42	#DIV/0!	\$877.42	\$877.42	#DIV/0!	\$877.42	\$877.42	\$877.42
4.12 Reinsurance	\$0.00	\$0.00	\$0.00	#DIV/0!	\$0.00	\$0.00	\$0.00	#DIV/0!	\$0.00	\$0.00	#DIV/0!	\$0.00	\$0.00	\$0.00
4.13 Member Cost Sharing	\$109.49	\$109.49	\$109.49	#DIV/0!	\$109.49	\$109.49	\$109.49	#DIV/0!	\$109.49	\$109.49	#DIV/0!	\$109.49	\$109.49	\$109.49
4.14 Cost Sharing Reduction	\$0.00	\$0.00	\$0.00	#DIV/0!	\$0.00	\$0.00	\$0.00	#DIV/0!	\$0.00	\$0.00	#DIV/0!	\$0.00	\$0.00	\$0.00
4.15 Incurred Claims	\$767.94	\$767.94	\$767.94	#DIV/0!	\$767.94	\$767.94	\$767.94	#DIV/0!	\$767.94	\$767.94	#DIV/0!	\$767.94	\$767.94	\$767.94
4.16 Risk Adjustment Transfer Amount	\$36.92	\$36.92	\$36.92	#DIV/0!	\$36.92	\$36.92	\$36.92	#DIV/0!	\$36.92	\$36.92	#DIV/0!	\$36.92	\$36.92	\$36.92
4.17 Premium	\$856.11	\$953.74	\$953.74	#DIV/0!	\$1,049.63	\$1,049.63	\$1,049.63	#DIV/0!	\$953.74	\$964.21	#DIV/0!	\$682.87	\$682.87	\$682.87

Product-Plan Data Collection

Product Info, select the Add Product button or Ctrl + Shift + P.
 Product Info, select the Add Plan button or Ctrl + Shift + L.
 or Ctrl + Shift + I.
 r Ctrl + Shift + F.
 Corresponding Product Name/Product ID field and select the Remove Product button or Ctrl + Shift + Q.
 Corresponding Plan Name/Plan ID field and select the Remove Plan button or Ctrl + Shift + A.

Company Legal Name:
 HIOS Issuer ID:
 Effective Date of Rate Change(s):

Product/Plan Level Calculations	
---------------------------------	--

Field # Section I: General Product and Plan Information

1.1 Product Name															
1.2 Product ID															
1.3 Plan Name	Geisinger	Geisinger	Geisinger	Geisinger	Geisinger	Geisinger	Geisinger	Geisinger	Geisinger	Geisinger	Geisinger	Geisinger	Geisinger	Geisinger	Geisinger
1.4 Plan ID (Standard Component ID)	22444PA0010056	22444PA0010063	22444PA0010064	22444PA0010065	22444PA0010066	22444PA0010067	22444PA0010068	22444PA0010069	22444PA0010070	22444PA0010082	22444PA0010083	22444PA0010084	22444PA0010085	22444PA0010086	22444PA0010086
1.5 Metal	Bronze	Silver	Silver	Silver	Silver	Gold	Silver	Bronze	Silver	Gold	Silver	Gold	Gold	Gold	Gold
1.6 AV Metal Value	0.650	0.705	0.705	0.705	0.720	0.809	0.719	0.650	0.720	0.815	0.809	0.809	0.809	0.809	0.809
1.7 Plan Category	Terminated	Renewing	Renewing	Renewing	Terminated	Terminated	Terminated	Terminated	Terminated	Renewing	Terminated	Terminated	Terminated	Terminated	Terminated
1.8 Plan Type	HMO	HMO	HMO	HMO	HMO	HMO	HMO	HMO	HMO	HMO	HMO	HMO	HMO	HMO	HMO
1.9 Exchange Plan?	No	No	No	No	No	No	No	No	No	Yes	No	No	No	No	No
1.10 Effective Date of Proposed Rates	1/1/2024	1/1/2024	1/1/2024	1/1/2024	1/1/2024	1/1/2024	1/1/2024	1/1/2024	1/1/2024	1/1/2024	1/1/2024	1/1/2024	1/1/2024	1/1/2024	1/1/2024
1.11 Cumulative Rate Change % (over 12 mos prior)	0.00%	5.28%	5.28%	5.28%	0.00%	0.00%	0.00%	0.00%	0.00%	17.54%	0.00%	0.00%	0.00%	0.00%	0.00%
1.12 Product Rate Increase %															
1.13 Submission Level Rate Increase %															

Worksheet 1 Totals

Section II: Experience Period and Current Plan Level

2.1 Plan ID (Standard Component ID)	22444PA0010056	22444PA0010063	22444PA0010064	22444PA0010065	22444PA0010066	22444PA0010067	22444PA0010068	22444PA0010069	22444PA0010070	22444PA0010082	22444PA0010083	22444PA0010084	22444PA0010085	22444PA0010086	
2.2 Allowed Claims	\$1,415,939	\$661,450	\$292,408	\$38,166	\$135,481	\$1,339,777	\$248,854	\$487,803	\$13	\$1,259,069	\$264,814	\$521,200	\$640,592	\$2,269,862	
2.3 Reinsurance	\$78,937	\$36,875	\$16,301	\$2,128	\$7,553	\$74,691	\$13,873	\$27,194	\$1	\$70,192	\$14,763	\$29,056	\$35,712	\$126,542	
2.4 Member Cost Sharing	\$273,946	\$134,262	\$25,040	\$16,367	\$10,087	\$195,453	\$33,509	\$128,773	\$13	\$174,518	\$33,327	\$77,007	\$66,509	\$225,222	
2.5 Cost Sharing Reduction	\$0	\$0	\$0	\$0	\$0	\$0	\$0	\$0	\$0	\$0	\$0	\$0	\$0	\$0	
2.6 Incurred Claims	\$1,063,057	\$490,313	\$251,067	\$19,671	\$117,841	\$1,069,633	\$201,472	\$331,835	\$0	\$1,014,359	\$216,724	\$415,137	\$538,371	\$1,918,099	
2.7 Risk Adjustment Transfer Amount	\$96,899	\$55,193	\$3,278	\$4,937	\$4,097	\$70,196	\$24,491	\$39,559	\$546	\$63,598	\$11,881	\$24,218	\$30,637	\$72,981	
2.8 Premium	\$1,115,629	\$766,940	\$45,561	\$68,341	\$56,951	\$1,109,223	\$467,579	\$455,584	\$7,593	\$1,004,918	\$187,748	\$382,689	\$484,116	\$1,153,102	
2.9 Experience Period Member Months	2,128	1,212	72	108	90	1,542	538	869	12	1,397	261	532	673	1,603	
2.10 Current Enrollment	0	121	12	9	0	0	0	0	0	120	0	0	0	0	
2.11 Current Premium PMPM	\$0.00	\$725.54	\$725.54	\$725.54	\$0.00	\$0.00	\$0.00	\$0.00	\$0.00	\$811.49	\$0.00	\$0.00	\$0.00	\$0.00	
2.12 Loss Ratio	87.67%	59.64%	514.08%	26.84%	193.03%	90.69%	40.94%	67.02%	0.00%	94.93%	108.56%	102.02%	104.59%	156.44%	
Per Member Per Month															
2.13 Allowed Claims	\$665.38	\$545.75	\$4,061.23	\$353.39	\$1,505.34	\$868.86	\$462.55	\$561.34	\$1.10	\$901.27	\$1,014.61	\$979.70	\$951.85	\$1,416.01	
2.14 Reinsurance	\$37.09	\$30.42	\$226.41	\$19.70	\$83.92	\$48.44	\$25.79	\$31.29	\$0.06	\$50.24	\$56.56	\$54.62	\$53.06	\$78.94	
2.15 Member Cost Sharing	\$128.73	\$110.78	\$347.78	\$151.55	\$112.08	\$126.75	\$62.28	\$148.19	\$1.06	\$124.92	\$127.69	\$144.75	\$98.82	\$140.50	
2.16 Cost Sharing Reduction	\$0.00	\$0.00	\$0.00	\$0.00	\$0.00	\$0.00	\$0.00	\$0.00	\$0.00	\$0.00	\$0.00	\$0.00	\$0.00	\$0.00	
2.17 Incurred Claims	\$499.56	\$404.55	\$3,487.04	\$182.14	\$1,309.34	\$693.67	\$374.48	\$381.86	-\$0.02	\$726.10	\$830.36	\$780.33	\$799.96	\$1,196.57	
2.18 Risk Adjustment Transfer Amount	\$45.54	\$45.54	\$45.52	\$45.71	\$45.52	\$45.52	\$45.52	\$45.52	\$45.52	\$45.52	\$45.52	\$45.52	\$45.52	\$45.52	
2.19 Premium	\$524.26	\$632.79	\$632.79	\$632.79	\$632.79	\$719.34	\$869.11	\$524.26	\$632.79	\$719.34	\$719.34	\$719.34	\$719.34	\$719.34	

Section III: Plan Adjustment Factors

3.1 Plan ID (Standard Component ID)	22444PA0010056	22444PA0010063	22444PA0010064	22444PA0010065	22444PA0010066	22444PA0010067	22444PA0010068	22444PA0010069	22444PA0010070	22444PA0010082	22444PA0010083	22444PA0010084	22444PA0010085	22444PA0010086	
3.2 Market Adjusted Index Rate															
3.3 AV and Cost Sharing Design of Plan	0.0000	0.7734	0.7734	0.7734	0.0000	0.0000	0.0000	0.0000	0.0000	0.9658	0.0000	0.0000	0.0000	0.0000	
3.4 Provider Network Adjustment	0.0000	1.0159	1.0159	1.0159	0.0000	0.0000	0.0000	0.0000	0.0000	1.0159	0.0000	0.0000	0.0000	0.0000	
3.5 Benefits in Addition to EHB	0.0000	1.0000	1.0000	1.0000	0.0000	0.0000	0.0000	0.0000	0.0000	1.0000	0.0000	0.0000	0.0000	0.0000	
Administrative Costs															
3.6 Administrative Expense	0.00%	7.68%	7.68%	7.68%	0.00%	0.00%	0.00%	0.00%	0.00%	7.68%	0.00%	0.00%	0.00%	0.00%	
3.7 Taxes and Fees	0.00%	0.06%	0.06%	0.06%	0.00%	0.00%	0.00%	0.00%	0.00%	0.06%	0.00%	0.00%	0.00%	0.00%	
3.8 Profit & Risk Load	0.00%	2.00%	2.00%	2.00%	0.00%	0.00%	0.00%	0.00%	0.00%	2.00%	0.00%	0.00%	0.00%	0.00%	
3.9 Catastrophic Adjustment	0.0000	1.0000	1.0000	1.0000	0.0000	0.0000	0.0000	0.0000	0.0000	1.0000	0.0000	0.0000	0.0000	0.0000	
3.10 Plan Adjusted Index Rate	\$0.00	\$763.74	\$763.74	\$763.74	\$0.00	\$0.00	\$0.00	\$0.00	\$0.00	\$953.74	\$0.00	\$0.00	\$0.00	\$0.00	
3.11 Age Calibration Factor															
3.12 Geographic Calibration Factor															
3.13 Tobacco Calibration Factor															
3.14 Calibrated Plan Adjusted Index Rate	\$0.00	\$393.57	\$393.57	\$393.57	\$0.00	\$0.00	\$0.00	\$0.00	\$0.00	\$491.48	\$0.00	\$0.00	\$0.00	\$0.00	

Section IV: Projected Plan Level Information

4.1 Plan ID (Standard Component ID)	22444PA0010056	22444PA0010063	22444PA0010064	22444PA0010065	22444PA0010066	22444PA0010067	22444PA0010068	22444PA0010069	22444PA0010070	22444PA0010082	22444PA0010083	22444PA0010084	22444PA0010085	22444PA0010086	
4.2 Allowed Claims	\$0	\$1,274,019	\$126,349	\$94,762	\$0	\$0	\$0	\$0	\$0	\$1,263,490	\$0	\$0	\$0	\$0	
4.3 Reinsurance	\$0	\$0	\$0	\$0	\$0	\$0	\$0	\$0	\$0	\$0	\$0	\$0	\$0	\$0	
4.4 Member Cost Sharing	\$0	\$158,977	\$15,766	\$11,825	\$0	\$0	\$0	\$0	\$0	\$157,663	\$0	\$0	\$0	\$0	
4.5 Cost Sharing Reduction	\$0	\$0	\$0	\$0	\$0	\$0	\$0	\$0	\$0	\$0	\$0	\$0	\$0	\$0	
4.6 Incurred Claims	\$0	\$1,115,042	\$110,583	\$82,937	\$0	\$0	\$0	\$0	\$0	\$1,105,827	\$0	\$0	\$0	\$0	
4.7 Risk Adjustment Transfer Amount	\$0	\$53,608	\$5,316	\$3,987	\$0	\$0	\$0	\$0	\$0	\$53,165	\$0	\$0	\$0	\$0	
4.8 Premium	\$0	\$1,108,955	\$109,979	\$82,484	\$0	\$0	\$0	\$0	\$0	\$1,373,387	\$0	\$0	\$0	\$0	
4.9 Projected Member Months	0	1,452	144	108	0	0	0	0	0	1,440	0	0	0	0	
4.10 Loss Ratio	#DIV/0!	95.91%	95.91%	95.91%	#DIV/0!	#DIV/0!	#DIV/0!	#DIV/0!	#DIV/0!	77.52%	#DIV/0!	#DIV/0!	#DIV/0!	#DIV/0!	
Per Member Per Month															
4.11 Allowed Claims	#DIV/0!	\$877.42	\$877.42	\$877.42	#DIV/0!	#DIV/0!	#DIV/0!	#DIV/0!	#DIV/0!	\$877.42	#DIV/0!	#DIV/0!	#DIV/0!	#DIV/0!	
4.12 Reinsurance	#DIV/0!	\$0.00	\$0.00	\$0.00	#DIV/0!	#DIV/0!	#DIV/0!	#DIV/0!	#DIV/0!	\$0.00	#DIV/0!	#DIV/0!	#DIV/0!	#DIV/0!	
4.13 Member Cost Sharing	#DIV/0!	\$109.49	\$109.49	\$109.49	#DIV/0!	#DIV/0!	#DIV/0!	#DIV/0!	#DIV/0!	\$109.49	#DIV/0!	#DIV/0!	#DIV/0!	#DIV/0!	
4.14 Cost Sharing Reduction	#DIV/0!	\$0.00	\$0.00	\$0.00	#DIV/0!	#DIV/0!	#DIV/0!	#DIV/0!	#DIV/0!	\$0.00	#DIV/0!	#DIV/0!	#DIV/0!	#DIV/0!	
4.15 Incurred Claims	#DIV/0!	\$767.94	\$767.94	\$767.94	#DIV/0!	#DIV/0!	#DIV/0!	#DIV/0!	#DIV/0!	\$767.94	#DIV/0!	#DIV/0!	#DIV/0!	#DIV/0!	
4.16 Risk Adjustment Transfer Amount	#DIV/0!	\$36.92	\$36.92	\$36.92	#DIV/0!	#DIV/0!	#DIV/0!	#DIV/0!	#DIV/0!	\$36.92	#DIV/0!	#DIV/0!	#DIV/0!	#DIV/0!	
4.17 Premium	#DIV/0!	\$763.74	\$763.74	\$763.74	#DIV/0!	#DIV/0!	#DIV/0!	#DIV/0!	#DIV/0!	\$953.74	#DIV/0!	#DIV/0!	#DIV/0!	#DIV/0!	

Product-Plan Data Collection

Company Legal Name:
 HIOS Issuer ID:
 Effective Date of Rate Change(s):

Product/Plan Level Calculations

Field # Section I: General Product and Plan Information

1.1 Product Name														
1.2 Product ID														
1.3 Plan Name	Geisinger	Geisinger	Geisinger	Geisinger	Geisinger	Geisinger	Geisinger	Geisinger	Geisinger	Geisinger	Geisinger	Geisinger	Geisinger	Geisinger
1.4 Plan ID (Standard Component ID)	22444PA0010087	22444PA0010088	22444PA0010089	22444PA0010090	22444PA0010091	22444PA0010092	22444PA0010093	22444PA0010094	22444PA0010095	22444PA0010096	22444PA0010097	22444PA0010098	22444PA0010099	22444PA0010100
1.5 Metal	Gold	Gold	Gold	Silver	Silver	Silver	Silver	Silver	Silver	Silver	Silver	Silver	Silver	Silver
1.6 AV Metal Value	0.809	0.809	0.809	0.705	0.720	0.720	0.720	0.720	0.720	0.720	0.720	0.720	0.701	0.719
1.7 Plan Category	Terminated	Terminated	Terminated	Renewing	Terminated	Terminated	Terminated	Terminated	Terminated	Terminated	Terminated	Renewing	Terminated	Terminated
1.8 Plan Type	HMO	HMO	HMO	HMO	HMO	HMO	HMO	HMO	HMO	HMO	HMO	HMO	HMO	HMO
1.9 Exchange Plan?	No	No	No	No	No	No	No	No	No	No	No	Yes	No	No
1.10 Effective Date of Proposed Rates	1/1/2024	1/1/2024	1/1/2024	1/1/2024	1/1/2024	1/1/2024	1/1/2024	1/1/2024	1/1/2024	1/1/2024	1/1/2024	1/1/2024	1/1/2024	1/1/2024
1.11 Cumulative Rate Change % (over 12 mos prior)	0.00%	0.00%	0.00%	5.28%	0.00%	0.00%	0.00%	0.00%	0.00%	0.00%	0.00%	14.72%	0.00%	0.00%
1.12 Product Rate Increase %														
1.13 Submission Level Rate Increase %														

Worksheet 1 Totals

Section II: Experience Period and Current Plan Level

2.1 Plan ID (Standard Component ID)	22444PA0010087	22444PA0010088	22444PA0010089	22444PA0010090	22444PA0010091	22444PA0010092	22444PA0010093	22444PA0010094	22444PA0010095	22444PA0010096	22444PA0010097	22444PA0010098	22444PA0010099	22444PA0010100
2.2 Allowed Claims	\$2,844,271	\$509,306	\$2,161,671	\$7,196	\$0	\$0	\$68,608	\$484,644	\$215,372	\$46,946	\$9,721	\$704,911	\$3,575	\$121,911
2.3 Reinsurance	\$158,565	\$28,393	\$120,510	\$401	\$0	\$0	\$3,825	\$27,018	\$12,007	\$2,617	\$542	\$39,298	\$199	\$6,796
2.4 Member Cost Sharing	\$399,912	\$109,115	\$249,780	\$1,849	\$0	\$0	\$18,162	\$13,367	\$68,491	\$17,457	\$2,718	\$31,600	\$1,363	\$3,685
2.5 Cost Sharing Reduction	\$0	\$0	\$0	\$0	\$0	\$0	\$0	\$0	\$0	\$0	\$0	\$0	\$0	\$0
2.6 Incurred Claims	\$2,285,794	\$371,798	\$1,791,381	\$4,946	\$0	\$0	\$46,621	\$444,258	\$134,874	\$26,872	\$6,462	\$634,013	\$2,012	\$111,429
2.7 Risk Adjustment Transfer Amount	\$107,519	\$45,687	\$89,220	\$1,639	\$0	\$182	\$3,323	\$5,964	\$19,992	\$3,278	\$1,957	\$12,714	\$2,231	\$3,278
2.8 Premium	\$1,699,082	\$721,498	\$1,409,907	\$22,780	\$0	\$2,531	\$46,194	\$82,895	\$277,794	\$45,561	\$27,210	\$242,481	\$42,586	\$62,576
2.9 Experience Period Member Months	2,362	1,003	1,960	36	0	4	73	131	439	72	43	279	49	72
2.10 Current Enrollment	0	0	0	3	0	0	0	0	0	0	0	25	0	0
2.11 Current Premium PMPM	\$0.00	\$0.00	\$0.00	\$725.54	\$0.00	\$0.00	\$0.00	\$0.00	\$0.00	\$0.00	\$0.00	\$915.01	\$0.00	\$0.00
2.12 Loss Ratio	126.52%	48.46%	119.49%	20.25%	#DIV/0!	0.01%	94.15%	499.96%	45.29%	55.02%	22.15%	248.44%	4.49%	169.21%
Per Member Per Month														
2.13 Allowed Claims	\$1,204.18	\$507.78	\$1,102.89	\$199.88	#DIV/0!	\$0.05	\$939.84	\$3,699.57	\$490.60	\$652.03	\$226.08	\$2,526.56	\$72.96	\$1,693.20
2.14 Reinsurance	\$67.13	\$28.31	\$61.48	\$11.14	#DIV/0!	\$0.00	\$52.39	\$206.25	\$27.35	\$36.35	\$12.60	\$140.85	\$4.07	\$94.39
2.15 Member Cost Sharing	\$169.31	\$108.79	\$127.44	\$51.36	#DIV/0!	\$0.00	\$248.80	\$102.04	\$156.02	\$242.46	\$63.20	\$113.26	\$27.82	\$51.18
2.16 Cost Sharing Reduction	\$0.00	\$0.00	\$0.00	\$0.00	#DIV/0!	\$0.00	\$0.00	\$0.00	\$0.00	\$0.00	\$0.00	\$0.00	\$0.00	\$0.00
2.17 Incurred Claims	\$967.74	\$370.69	\$913.97	\$137.38	#DIV/0!	\$0.05	\$638.64	\$3,391.29	\$307.23	\$373.22	\$150.27	\$2,272.45	\$41.07	\$1,547.63
2.18 Risk Adjustment Transfer Amount	\$45.52	\$45.52	\$45.52	\$45.52	#DIV/0!	\$45.52	\$45.52	\$45.52	\$45.52	\$45.52	\$45.52	\$45.52	\$45.52	\$45.52
2.19 Premium	\$719.34	\$719.34	\$719.34	\$632.79	#DIV/0!	\$632.79	\$632.79	\$632.79	\$632.79	\$632.79	\$632.79	\$869.11	\$869.11	\$869.11

Section III: Plan Adjustment Factors

3.1 Plan ID (Standard Component ID)	22444PA0010087	22444PA0010088	22444PA0010089	22444PA0010090	22444PA0010091	22444PA0010092	22444PA0010093	22444PA0010094	22444PA0010095	22444PA0010096	22444PA0010097	22444PA0010098	22444PA0010099	22444PA0010100
3.2 Market Adjusted Index Rate														
3.3 AV and Cost Sharing Design of Plan	0.0000	0.0000	0.0000	0.7734	0.0000	0.0000	0.0000	0.0000	0.0000	0.0000	0.0000	1.0629	0.0000	0.0000
3.4 Provider Network Adjustment	0.0000	0.0000	0.0000	1.0159	0.0000	0.0000	0.0000	0.0000	0.0000	0.0000	0.0000	1.0159	0.0000	0.0000
3.5 Benefits in Addition to EHB	0.0000	0.0000	0.0000	1.0000	0.0000	0.0000	0.0000	0.0000	0.0000	0.0000	0.0000	1.0000	0.0000	0.0000
Administrative Costs														
3.6 Administrative Expense	0.00%	0.00%	0.00%	7.68%	0.00%	0.00%	0.00%	0.00%	0.00%	0.00%	0.00%	7.68%	0.00%	0.00%
3.7 Taxes and Fees	0.00%	0.00%	0.00%	0.06%	0.00%	0.00%	0.00%	0.00%	0.00%	0.00%	0.00%	0.06%	0.00%	0.00%
3.8 Profit & Risk Load	0.00%	0.00%	0.00%	2.00%	0.00%	0.00%	0.00%	0.00%	0.00%	0.00%	0.00%	2.00%	0.00%	0.00%
3.9 Catastrophic Adjustment	0.0000	0.0000	0.0000	1.0000	0.0000	0.0000	0.0000	0.0000	0.0000	0.0000	0.0000	1.0000	0.0000	0.0000
3.10 Plan Adjusted Index Rate	\$0.00	\$0.00	\$0.00	\$763.74	\$0.00	\$0.00	\$0.00	\$0.00	\$0.00	\$0.00	\$0.00	\$1,049.63	\$0.00	\$0.00

3.11 Age Calibration Factor														
3.12 Geographic Calibration Factor														
3.13 Tobacco Calibration Factor														
3.14 Calibrated Plan Adjusted Index Rate	\$0.00	\$0.00	\$0.00	\$393.57	\$0.00	\$0.00	\$0.00	\$0.00	\$0.00	\$0.00	\$0.00	\$540.89	\$0.00	\$0.00

Section IV: Projected Plan Level Information

4.1 Plan ID (Standard Component ID)	22444PA0010087	22444PA0010088	22444PA0010089	22444PA0010090	22444PA0010091	22444PA0010092	22444PA0010093	22444PA0010094	22444PA0010095	22444PA0010096	22444PA0010097	22444PA0010098	22444PA0010099	22444PA0010100
4.2 Allowed Claims	\$0	\$0	\$0	\$31,587	\$0	\$0	\$0	\$0	\$0	\$0	\$0	\$347,460	\$0	\$0
4.3 Reinsurance	\$0	\$0	\$0	\$0	\$0	\$0	\$0	\$0	\$0	\$0	\$0	\$0	\$0	\$0
4.4 Member Cost Sharing	\$0	\$0	\$0	\$3,942	\$0	\$0	\$0	\$0	\$0	\$0	\$0	\$43,357	\$0	\$0
4.5 Cost Sharing Reduction	\$0	\$0	\$0	\$0	\$0	\$0	\$0	\$0	\$0	\$0	\$0	\$0	\$0	\$0
4.6 Incurred Claims	\$0	\$0	\$0	\$27,646	\$0	\$0	\$0	\$0	\$0	\$0	\$0	\$304,102	\$0	\$0
4.7 Risk Adjustment Transfer Amount	\$0	\$0	\$0	\$1,329	\$0	\$0	\$0	\$0	\$0	\$0	\$0	\$14,620	\$0	\$0
4.8 Premium	\$0	\$0	\$0	\$27,495	\$0	\$0	\$0	\$0	\$0	\$0	\$0	\$415,653	\$0	\$0
4.9 Projected Member Months	0	0	0	36	0	0	0	0	0	0	0	396	0	0
4.10 Loss Ratio	#DIV/0!	#DIV/0!	#DIV/0!	95.91%	#DIV/0!	#DIV/0!	#DIV/0!	#DIV/0!	#DIV/0!	#DIV/0!	#DIV/0!	70.68%	#DIV/0!	#DIV/0!
Per Member Per Month														
4.11 Allowed Claims	#DIV/0!	#DIV/0!	#DIV/0!	\$877.42	#DIV/0!	#DIV/0!	#DIV/0!	#DIV/0!	#DIV/0!	#DIV/0!	#DIV/0!	\$877.42	#DIV/0!	#DIV/0!
4.12 Reinsurance	#DIV/0!	#DIV/0!	#DIV/0!	\$0.00	#DIV/0!	#DIV/0!	#DIV/0!	#DIV/0!	#DIV/0!	#DIV/0!	#DIV/0!	\$0.00	#DIV/0!	#DIV/0!
4.13 Member Cost Sharing	#DIV/0!	#DIV/0!	#DIV/0!	\$109.49	#DIV/0!	#DIV/0!	#DIV/0!	#DIV/0!	#DIV/0!	#DIV/0!	#DIV/0!	\$109.49	#DIV/0!	#DIV/0!
4.14 Cost Sharing Reduction	#DIV/0!	#DIV/0!	#DIV/0!	\$0.00	#DIV/0!	#DIV/0!	#DIV/0!	#DIV/0!	#DIV/0!	#DIV/0!	#DIV/0!	\$0.00	#DIV/0!	#DIV/0!
4.15 Incurred Claims	#DIV/0!	#DIV/0!	#DIV/0!	\$767.94	#DIV/0!	#DIV/0!	#DIV/0!	#DIV/0!	#DIV/0!	#DIV/0!	#DIV/0!	\$767.94	#DIV/0!	#DIV/0!
4.16 Risk Adjustment Transfer Amount	#DIV/0!	#DIV/0!	#DIV/0!	\$36.92	#DIV/0!	#DIV/0!	#DIV/0!	#DIV/0!	#DIV/0!	#DIV/0!	#DIV/0!	\$36.92	#DIV/0!	#DIV/0!
4.17 Premium	#DIV/0!	#DIV/0!	#DIV/0!	\$763.74	#DIV/0!	#DIV/0!	#DIV/0!	#DIV/0!	#DIV/0!	#DIV/0!	#DIV/0!	\$1,049.63	#DIV/0!	#DIV/0!

Product-Plan Data Collection

Company Legal Name:
 HIOS Issuer ID:
 Effective Date of Rate Change(s):

Product/Plan Level Calculations

Field #	Section I: General Product and Plan Information														
1.1 Product Name	Geisinger Health Plan HMO														
1.2 Product ID	22444PA001														
1.3 Plan Name	Geisinger	Geisinger	Geisinger	Geisinger	Geisinger	Geisinger	Geisinger	Geisinger	Geisinger	Geisinger	Geisinger	Geisinger	Geisinger	Geisinger	Geisinger
1.4 Plan ID (Standard Component ID)	22444PA0010136	22444PA0010137	22444PA0010138	22444PA0010139	22444PA0010140	22444PA0010141	22444PA0010142	22444PA0010143	22444PA0010144	22444PA0010145	22444PA0010146	22444PA0010147	22444PA0010148	22444PA0010149	
1.5 Metal	Silver	Bronze	Gold	Silver	Bronze	Gold	Silver	Bronze	Gold	Silver	Bronze	Gold	Silver	Bronze	Gold
1.6 AV Metal Value	0.701	0.650	0.815	0.701	0.650	0.815	0.701	0.650	0.820	0.820	0.820	0.820	0.820	0.820	0.820
1.7 Plan Category	Renewing	Renewing	Renewing	Renewing	Renewing	Renewing	Renewing	Renewing	Renewing	Terminated	Renewing	Terminated	Terminated	Terminated	Terminated
1.8 Plan Type	HMO	HMO	HMO	HMO	HMO	HMO	HMO	HMO	HMO	HMO	HMO	HMO	HMO	HMO	HMO
1.9 Exchange Plan?	Yes	Yes	Yes	Yes	Yes	Yes	Yes	Yes	Yes	No	Yes	No	No	No	No
1.10 Effective Date of Proposed Rates	1/1/2024	1/1/2024	1/1/2024	1/1/2024	1/1/2024	1/1/2024	1/1/2024	1/1/2024	1/1/2024	1/1/2024	1/1/2024	1/1/2024	1/1/2024	1/1/2024	1/1/2024
1.11 Cumulative Rate Change % (over 12 mos prior)	14.72%	11.62%	17.54%	14.72%	11.62%	17.54%	14.72%	11.62%	6.43%	0.00%	6.43%	0.00%	0.00%	0.00%	0.00%
1.12 Product Rate Increase %															13.12%
1.13 Submission Level Rate Increase %															

Worksheet 1 Totals	Section II: Experience Period and Current Plan Level														
2.1 Plan ID (Standard Component ID)	22444PA0010136	22444PA0010137	22444PA0010138	22444PA0010139	22444PA0010140	22444PA0010141	22444PA0010142	22444PA0010143	22444PA0010144	22444PA0010145	22444PA0010146	22444PA0010147	22444PA0010148	22444PA0010149	
2.2 Allowed Claims	\$2,529,146	\$4,476,245	\$2,857,596	\$1,049,143	\$1,824,319	\$6,274,469	\$515,538	\$3,178,028	\$233,513	\$0	\$1,382,789	\$9,448	\$219,528	\$693,476	
2.3 Reinsurance	\$140,997	\$249,545	\$159,307	\$58,488	\$101,703	\$349,794	\$28,741	\$177,171	\$13,018	\$0	\$77,089	\$527	\$12,238	\$38,660	
2.4 Member Cost Sharing	\$172,840	\$875,369	\$475,237	\$45,628	\$581,757	\$931,044	\$54,517	\$975,191	\$41,185	\$0	\$126,938	\$805	\$27,162	\$89,339	
2.5 Cost Sharing Reduction	\$0	\$0	\$0	\$0	\$0	\$0	\$0	\$0	\$0	\$0	\$0	\$0	\$0	\$0	
2.6 Incurred Claims	\$2,215,309	\$3,351,331	\$2,223,051	\$945,027	\$1,140,859	\$4,993,631	\$432,280	\$2,025,666	\$179,310	\$0	\$1,178,762	\$8,116	\$180,127	\$565,476	
2.7 Risk Adjustment Transfer Amount	\$113,082	\$363,803	\$168,161	\$25,311	\$248,285	\$347,607	\$47,936	\$441,350	\$10,290	\$0	\$63,167	\$1,275	\$15,796	\$28,725	
2.8 Premium	\$2,029,327	\$3,938,454	\$2,497,807	\$454,229	\$2,687,729	\$5,163,307	\$860,258	\$4,777,691	\$187,856	\$0	\$1,153,733	\$23,274	\$288,433	\$524,500	
2.9 Experience Period Member Months	2,484	7,992	3,694	556	5,454	7,636	1,053	9,695	226	0	1,388	28	347	631	
2.10 Current Enrollment	321	621	340	55	418	660	93	730	26	0	342	0	0	0	
2.11 Current Premium PMPM	\$860.11	\$575.10	\$762.80	\$870.11	\$575.10	\$762.80	\$860.11	\$575.10	\$924.18	\$0.00	\$924.18	\$0.00	\$0.00	\$0.00	
2.12 Loss Ratio	103.40%	77.90%	83.39%	199.07%	187.07%	38.86%	90.61%	47.60%	38.81%	90.49%	#DIV/0!	96.87%	33.06%	59.21%	102.21%
Per Member Per Month															
2.13 Allowed Claims	\$1,018.17	\$560.09	\$773.58	\$1,886.95	\$334.49	\$821.70	\$489.59	\$327.80	\$1,033.24	#DIV/0!	\$996.25	\$337.42	\$632.64	\$1,099.01	
2.14 Reinsurance	\$56.76	\$31.22	\$43.13	\$105.19	\$18.65	\$45.81	\$27.29	\$18.27	\$57.60	#DIV/0!	\$55.54	\$18.81	\$35.27	\$61.27	
2.15 Member Cost Sharing	\$69.58	\$109.53	\$128.65	\$82.06	\$106.67	\$121.93	\$51.77	\$100.59	\$182.23	#DIV/0!	\$91.45	\$28.74	\$78.28	\$141.58	
2.16 Cost Sharing Reduction	\$0.00	\$0.00	\$0.00	\$0.00	\$0.00	\$0.00	\$0.00	\$0.00	\$0.00	#DIV/0!	\$0.00	\$0.00	\$0.00	\$0.00	
2.17 Incurred Claims	\$891.83	\$419.34	\$601.80	\$1,699.69	\$209.18	\$653.96	\$410.52	\$208.94	\$793.41	#DIV/0!	\$849.25	\$289.87	\$519.10	\$896.16	
2.18 Risk Adjustment Transfer Amount	\$45.52	\$45.52	\$45.52	\$45.52	\$45.52	\$45.52	\$45.52	\$45.52	\$45.53	#DIV/0!	\$45.51	\$45.52	\$45.52	\$45.52	
2.19 Premium	\$816.96	\$492.80	\$676.18	\$816.96	\$492.80	\$676.18	\$816.96	\$492.80	\$831.22	#DIV/0!	\$831.22	\$831.22	\$831.22	\$831.22	

Section III: Plan Adjustment Factors															
3.1 Plan ID (Standard Component ID)	22444PA0010136	22444PA0010137	22444PA0010138	22444PA0010139	22444PA0010140	22444PA0010141	22444PA0010142	22444PA0010143	22444PA0010144	22444PA0010145	22444PA0010146	22444PA0010147	22444PA0010148	22444PA0010149	
3.2 Market Adjusted Index Rate															
3.3 AV and Cost Sharing Design of Plan	1.0629	0.6915	0.9658	1.0629	0.6915	0.9658	1.0629	0.6915	0.9960	0.0000	0.9960	0.0000	0.0000	0.0000	
3.4 Provider Network Adjustment	0.9550	0.9550	0.9550	0.9550	0.9550	0.9550	0.9550	0.9550	1.0159	0.0000	1.0159	0.0000	0.0000	0.0000	
3.5 Benefits in Addition to EHB	1.0000	1.0000	1.0000	1.0000	1.0000	1.0000	1.0000	1.0000	1.0000	0.0000	1.0000	0.0000	0.0000	0.0000	
Administrative Costs															
3.6 Administrative Expense	7.68%	7.68%	7.68%	7.68%	7.68%	7.68%	7.68%	7.68%	7.68%	0.00%	7.68%	0.00%	0.00%	0.00%	
3.7 Taxes and Fees	0.06%	0.06%	0.06%	0.06%	0.06%	0.06%	0.06%	0.06%	0.06%	0.00%	0.06%	0.00%	0.00%	0.00%	
3.8 Profit & Risk Load	2.00%	2.00%	2.00%	2.00%	2.00%	2.00%	2.00%	2.00%	2.00%	0.00%	2.00%	0.00%	0.00%	0.00%	
3.9 Catastrophic Adjustment	1.0000	1.0000	1.0000	1.0000	1.0000	1.0000	1.0000	1.0000	1.0000	0.0000	1.0000	0.0000	0.0000	0.0000	
3.10 Plan Adjusted Index Rate	\$986.71	\$641.93	\$896.57	\$986.71	\$641.93	\$896.57	\$986.71	\$641.93	\$983.56	\$0.00	\$983.56	\$0.00	\$0.00	\$0.00	

3.11 Age Calibration Factor															
3.12 Geographic Calibration Factor															
3.13 Tobacco Calibration Factor															
3.14 Calibrated Plan Adjusted Index Rate	\$508.47	\$330.80	\$462.01	\$508.47	\$330.80	\$462.01	\$508.47	\$330.80	\$506.85	\$0.00	\$506.85	\$0.00	\$0.00	\$0.00	

Section IV: Projected Plan Level Information															
4.1 Plan ID (Standard Component ID)	22444PA0010136	22444PA0010137	22444PA0010138	22444PA0010139	22444PA0010140	22444PA0010141	22444PA0010142	22444PA0010143	22444PA0010144	22444PA0010145	22444PA0010146	22444PA0010147	22444PA0010148	22444PA0010149	
4.2 Allowed Claims	\$4,401,157	\$6,980,782	\$3,579,888	\$758,094	\$4,706,500	\$6,949,195	\$1,274,019	\$8,212,685	\$273,756	\$0	\$3,600,947	\$0	\$0	\$0	
4.3 Reinsurance	\$0	\$0	\$0	\$0	\$0	\$0	\$0	\$0	\$0	\$0	\$0	\$0	\$0	\$0	
4.4 Member Cost Sharing	\$549,192	\$871,087	\$446,711	\$94,598	\$587,146	\$867,146	\$158,977	\$1,024,808	\$34,160	\$0	\$449,339	\$0	\$0	\$0	
4.5 Cost Sharing Reduction	\$0	\$0	\$0	\$0	\$0	\$0	\$0	\$0	\$0	\$0	\$0	\$0	\$0	\$0	
4.6 Incurred Claims	\$3,851,965	\$6,109,695	\$3,133,177	\$663,496	\$4,119,206	\$6,082,049	\$1,115,042	\$7,187,877	\$239,596	\$0	\$3,151,607	\$0	\$0	\$0	
4.7 Risk Adjustment Transfer Amount	\$185,191	\$293,736	\$150,634	\$31,899	\$198,039	\$292,406	\$53,608	\$345,571	\$11,519	\$0	\$151,520	\$0	\$0	\$0	
4.8 Premium	\$4,949,319	\$5,107,195	\$3,657,993	\$852,514	\$3,443,313	\$7,100,810	\$1,432,698	\$6,008,465	\$306,872	\$0	\$4,036,545	\$0	\$0	\$0	
4.9 Projected Member Months	5,016	7,956	4,080	864	5,364	7,920	1,452	9,360	312	0	4,104	0	0	0	
4.10 Loss Ratio	75.02%	113.12%	82.27%	75.02%	113.12%	82.27%	75.02%	113.12%	75.25%	#DIV/0!	75.25%	#DIV/0!	#DIV/0!	#DIV/0!	
Per Member Per Month															
4.11 Allowed Claims	\$877.42	\$877.42	\$877.42	\$877.42	\$877.42	\$877.42	\$877.42	\$877.42	\$877.42	#DIV/0!	\$877.42	#DIV/0!	#DIV/0!	#DIV/0!	
4.12 Reinsurance	\$0.00	\$0.00	\$0.00	\$0.00	\$0.00	\$0.00	\$0.00	\$0.00	\$0.00	#DIV/0!	\$0.00	#DIV/0!	#DIV/0!	#DIV/0!	
4.13 Member Cost Sharing	\$109.49	\$109.49	\$109.49	\$109.49	\$109.49	\$109.49	\$109.49	\$109.49	\$109.49	#DIV/0!	\$109.49	#DIV/0!	#DIV/0!	#DIV/0!	
4.14 Cost Sharing Reduction	\$0.00	\$0.00	\$0.00	\$0.00	\$0.00	\$0.00	\$0.00	\$0.00	\$0.00	#DIV/0!	\$0.00	#DIV/0!	#DIV/0!	#DIV/0!	
4.15 Incurred Claims	\$767.94	\$767.94	\$767.94	\$767.94	\$767.94	\$767.94	\$767.94	\$767.94	\$767.94	#DIV/0!	\$767.94	#DIV/0!	#DIV/0!	#DIV/0!	
4.16 Risk Adjustment Transfer Amount	\$36.92	\$36.92	\$36.92	\$36.92	\$36.92	\$36.92	\$36.92	\$36.92	\$36.92	#DIV/0!	\$36.92	#DIV/0!	#DIV/0!	#DIV/0!	
4.17 Premium	\$986.71	\$641.93	\$896.57	\$986.71	\$641.93	\$896.57	\$986.71	\$641.93	\$983.56	#DIV/0!	\$983.56	#DIV/0!	#DIV/0!	#DIV/0!	

Product-Plan Data Collection

Company Legal Name:
 HIOS Issuer ID:
 Effective Date of Rate Change(s):

Product/Plan Level Calculations

Field # Section I: General Product and Plan Information

1.1 Product Name															
1.2 Product ID															
1.3 Plan Name	Geisinger	Geisinger	Geisinger	Geisinger	Geisinger	Geisinger	Geisinger	Geisinger	Geisinger	Geisinger	Geisinger	Geisinger	Geisinger	Geisinger	Geisinger
1.4 Plan ID (Standard Component ID)	22444PA0010150	22444PA0010151	22444PA0010152	22444PA0010153	22444PA0010154	22444PA0010155	22444PA0010156	22444PA0010157	22444PA0010158	22444PA0010159	22444PA0010160	22444PA0010161	22444PA0010163	22444PA0010164	
1.5 Metal	Gold	Gold	Gold	Gold	Gold	Gold	Gold	Gold	Gold	Gold	Gold	Gold	Gold	Gold	Gold
1.6 AV Metal Value	0.820	0.820	0.820	0.820	0.820	0.820	0.820	0.820	0.789	0.788	0.789	0.788	0.788	0.788	0.788
1.7 Plan Category	Terminated	Terminated	Renewing	Renewing	Terminated	Terminated	Terminated	Renewing	Terminated	Renewing	Terminated	Terminated	Terminated	Terminated	Terminated
1.8 Plan Type	HMO	HMO	HMO	HMO	HMO	HMO	HMO	HMO	HMO	HMO	HMO	HMO	HMO	HMO	HMO
1.9 Exchange Plan?	No	No	Yes	Yes	No	No	No	Yes	No	Yes	No	No	No	No	No
1.10 Effective Date of Proposed Rates	1/1/2024	1/1/2024	1/1/2024	1/1/2024	1/1/2024	1/1/2024	1/1/2024	1/1/2024	1/1/2024	1/1/2024	1/1/2024	1/1/2024	1/1/2024	1/1/2024	1/1/2024
1.11 Cumulative Rate Change % (over 12 mos prior)	0.00%	0.00%	6.43%	6.43%	0.00%	0.00%	0.00%	13.16%	0.00%	13.16%	0.00%	0.00%	0.00%	0.00%	0.00%
1.12 Product Rate Increase %															
1.13 Submission Level Rate Increase %	13.11%														

Worksheet 1 Totals

Section II: Experience Period and Current Plan Level

2.1 Plan ID (Standard Component ID)	22444PA0010150	22444PA0010151	22444PA0010152	22444PA0010153	22444PA0010154	22444PA0010155	22444PA0010156	22444PA0010157	22444PA0010158	22444PA0010159	22444PA0010160	22444PA0010161	22444PA0010163	22444PA0010164	
2.2 Allowed Claims	\$233,917	\$81,785	\$98,597	\$111,987	\$63,075	\$1,148,657	\$246,117	\$110,864	\$221,128	\$2,653,391	\$30,060	\$507,968	\$1,943,409	\$328,708	
2.3 Reinsurance	\$13,041	\$4,559	\$5,497	\$6,243	\$3,516	\$64,036	\$13,721	\$6,181	\$12,328	\$147,923	\$1,676	\$28,319	\$108,343	\$18,325	
2.4 Member Cost Sharing	\$24,610	\$6,861	\$18,905	\$5,335	\$8,775	\$37,511	\$27,444	\$28,054	\$15,083	\$422,989	\$7,568	\$96,376	\$263,322	\$73,212	
2.5 Cost Sharing Reduction	\$0	\$0	\$0	\$0	\$0	\$0	\$0	\$0	\$0	\$0	\$0	\$0	\$0	\$0	
2.6 Incurred Claims	\$196,266	\$70,365	\$74,195	\$100,409	\$50,784	\$1,047,110	\$204,953	\$76,629	\$193,718	\$2,082,479	\$20,816	\$383,273	\$1,571,744	\$237,171	
2.7 Risk Adjustment Transfer Amount	\$6,191	\$2,140	\$10,718	\$3,779	\$4,461	\$8,968	\$11,411	\$13,065	\$3,551	\$157,858	\$1,821	\$24,947	\$81,397	\$29,418	
2.8 Premium	\$113,046	\$39,067	\$195,337	\$68,991	\$81,460	\$163,750	\$208,636	\$201,660	\$54,807	\$2,436,784	\$28,106	\$385,051	\$1,256,335	\$453,911	
2.9 Experience Period Member Months	136	47	235	83	98	197	251	287	78	3,468	40	548	1,788	646	
2.10 Current Enrollment	0	0	11	28	0	0	0	49	0	1,174	0	0	0	0	
2.11 Current Premium PMPM	\$0.00	\$0.00	\$924.18	\$924.18	\$0.00	\$0.00	\$796.97	\$0.00	\$796.97	\$0.00	\$0.00	\$0.00	\$0.00	\$0.00	
2.12 Loss Ratio	164.60%	170.76%	36.11%	137.98%	59.11%	606.25%	93.14%	35.69%	331.95%	80.26%	69.56%	93.48%	117.49%	49.07%	
Per Member Per Month															
2.13 Allowed Claims	\$1,719.98	\$1,740.11	\$419.56	\$1,349.24	\$643.62	\$5,830.75	\$980.55	\$386.29	\$2,834.98	\$765.11	\$751.50	\$926.95	\$1,086.92	\$508.84	
2.14 Reinsurance	\$95.89	\$97.01	\$23.39	\$75.22	\$35.88	\$325.06	\$54.66	\$21.53	\$158.05	\$42.65	\$41.90	\$51.68	\$60.59	\$28.37	
2.15 Member Cost Sharing	\$180.96	\$145.98	\$80.45	\$64.28	\$89.54	\$190.41	\$109.34	\$97.75	\$193.37	\$121.97	\$189.20	\$175.87	\$147.27	\$113.33	
2.16 Cost Sharing Reduction	\$0.00	\$0.00	\$0.00	\$0.00	\$0.00	\$0.00	\$0.00	\$0.00	\$0.00	\$0.00	\$0.00	\$0.00	\$0.00	\$0.00	
2.17 Incurred Claims	\$1,443.13	\$1,497.12	\$315.72	\$1,209.74	\$518.20	\$5,315.28	\$816.54	\$267.00	\$2,483.56	\$600.48	\$520.40	\$699.40	\$879.05	\$367.14	
2.18 Risk Adjustment Transfer Amount	\$45.52	\$45.52	\$45.61	\$45.53	\$45.52	\$45.52	\$45.46	\$45.52	\$45.52	\$45.52	\$45.52	\$45.52	\$45.52	\$45.54	
2.19 Premium	\$831.22	\$831.22	\$831.22	\$831.22	\$831.22	\$831.22	\$831.22	\$702.65	\$702.65	\$702.65	\$702.65	\$702.65	\$702.65	\$702.65	

Section III: Plan Adjustment Factors

3.1 Plan ID (Standard Component ID)	22444PA0010150	22444PA0010151	22444PA0010152	22444PA0010153	22444PA0010154	22444PA0010155	22444PA0010156	22444PA0010157	22444PA0010158	22444PA0010159	22444PA0010160	22444PA0010161	22444PA0010163	22444PA0010164	
3.2 Market Adjusted Index Rate	\$877.38														
3.3 AV and Cost Sharing Design of Plan	0.0000	0.0000	0.9960	0.9960	0.0000	0.0000	0.0000	0.9132	0.0000	0.9132	0.0000	0.0000	0.0000	0.0000	0.0000
3.4 Provider Network Adjustment	0.0000	0.0000	1.0159	1.0159	0.0000	0.0000	0.0000	1.0159	0.0000	1.0159	0.0000	0.0000	0.0000	0.0000	0.0000
3.5 Benefits in Addition to EHB	0.0000	0.0000	1.0000	1.0000	0.0000	0.0000	0.0000	1.0000	0.0000	1.0000	0.0000	0.0000	0.0000	0.0000	0.0000
Administrative Costs															
3.6 Administrative Expense	0.00%	0.00%	7.68%	7.68%	0.00%	0.00%	0.00%	7.68%	0.00%	7.68%	0.00%	0.00%	0.00%	0.00%	0.00%
3.7 Taxes and Fees	0.00%	0.00%	0.06%	0.06%	0.00%	0.00%	0.00%	0.06%	0.00%	0.06%	0.00%	0.00%	0.00%	0.00%	0.00%
3.8 Profit & Risk Load	0.00%	0.00%	2.00%	2.00%	0.00%	0.00%	0.00%	2.00%	0.00%	2.00%	0.00%	0.00%	0.00%	0.00%	0.00%
3.9 Catastrophic Adjustment	0.0000	0.0000	1.0000	1.0000	0.0000	0.0000	0.0000	1.0000	0.0000	1.0000	0.0000	0.0000	0.0000	0.0000	0.0000
3.10 Plan Adjusted Index Rate	\$0.00	\$0.00	\$983.56	\$983.56	\$0.00	\$0.00	\$0.00	\$901.80	\$0.00	\$901.80	\$0.00	\$0.00	\$0.00	\$0.00	\$0.00
3.11 Age Calibration Factor	0.5189														
3.12 Geographic Calibration Factor	1.0010														
3.13 Tobacco Calibration Factor	0.9921														
3.14 Calibrated Plan Adjusted Index Rate	\$0.00	\$0.00	\$506.85	\$506.85	\$0.00	\$0.00	\$0.00	\$464.71	\$0.00	\$464.71	\$0.00	\$0.00	\$0.00	\$0.00	\$0.00

Section IV: Projected Plan Level Information

4.1 Plan ID (Standard Component ID)	22444PA0010150	22444PA0010151	22444PA0010152	22444PA0010153	22444PA0010154	22444PA0010155	22444PA0010156	22444PA0010157	22444PA0010158	22444PA0010159	22444PA0010160	22444PA0010161	22444PA0010163	22444PA0010164	
4.2 Allowed Claims	\$0	\$0	\$115,820	\$294,814	\$0	\$0	\$0	\$515,925	\$0	\$12,361,144	\$0	\$0	\$0	\$0	
4.3 Reinsurance	\$0	\$0	\$0	\$0	\$0	\$0	\$0	\$0	\$0	\$0	\$0	\$0	\$0	\$0	
4.4 Member Cost Sharing	\$0	\$0	\$14,452	\$36,788	\$0	\$0	\$0	\$64,379	\$0	\$1,542,468	\$0	\$0	\$0	\$0	
4.5 Cost Sharing Reduction	\$0	\$0	\$0	\$0	\$0	\$0	\$0	\$0	\$0	\$0	\$0	\$0	\$0	\$0	
4.6 Incurred Claims	\$0	\$0	\$101,367	\$258,026	\$0	\$0	\$0	\$451,546	\$0	\$10,818,676	\$0	\$0	\$0	\$0	
4.7 Risk Adjustment Transfer Amount	\$0	\$0	\$4,873	\$12,405	\$0	\$0	\$0	\$21,709	\$0	\$520,129	\$0	\$0	\$0	\$0	
4.8 Premium	\$0	\$0	\$129,830	\$330,477	\$0	\$0	\$0	\$530,257	\$0	\$12,704,523	\$0	\$0	\$0	\$0	
4.9 Projected Member Months	0	0	132	336	0	0	0	588	0	14,088	0	0	0	0	
4.10 Loss Ratio	#DIV/0!	#DIV/0!	75.25%	75.25%	#DIV/0!	#DIV/0!	#DIV/0!	81.81%	#DIV/0!	81.81%	#DIV/0!	#DIV/0!	#DIV/0!	#DIV/0!	#DIV/0!
Per Member Per Month															
4.11 Allowed Claims	#DIV/0!	#DIV/0!	\$877.42	\$877.42	#DIV/0!	#DIV/0!	#DIV/0!	\$877.42	#DIV/0!	\$877.42	#DIV/0!	#DIV/0!	#DIV/0!	#DIV/0!	#DIV/0!
4.12 Reinsurance	#DIV/0!	#DIV/0!	\$0.00	\$0.00	#DIV/0!	#DIV/0!	#DIV/0!	\$0.00	#DIV/0!	\$0.00	#DIV/0!	#DIV/0!	#DIV/0!	#DIV/0!	#DIV/0!
4.13 Member Cost Sharing	#DIV/0!	#DIV/0!	\$109.49	\$109.49	#DIV/0!	#DIV/0!	#DIV/0!	\$109.49	#DIV/0!	\$109.49	#DIV/0!	#DIV/0!	#DIV/0!	#DIV/0!	#DIV/0!
4.14 Cost Sharing Reduction	#DIV/0!	#DIV/0!	\$0.00	\$0.00	#DIV/0!	#DIV/0!	#DIV/0!	\$0.00	#DIV/0!	\$0.00	#DIV/0!	#DIV/0!	#DIV/0!	#DIV/0!	#DIV/0!
4.15 Incurred Claims	#DIV/0!	#DIV/0!	\$767.94	\$767.94	#DIV/0!	#DIV/0!	#DIV/0!	\$767.94	#DIV/0!	\$767.94	#DIV/0!	#DIV/0!	#DIV/0!	#DIV/0!	#DIV/0!
4.16 Risk Adjustment Transfer Amount	#DIV/0!	#DIV/0!	\$36.92	\$36.92	#DIV/0!	#DIV/0!	#DIV/0!	\$36.92	#DIV/0!	\$36.92	#DIV/0!	#DIV/0!	#DIV/0!	#DIV/0!	#DIV/0!
4.17 Premium	#DIV/0!	#DIV/0!	\$983.56	\$983.56	#DIV/0!	#DIV/0!	#DIV/0!	\$901.80	#DIV/0!	\$901.80	#DIV/0!	#DIV/0!	#DIV/0!	#DIV/0!	#DIV/0!

Product-Plan Data Collection

Company Legal Name:
 HIOS Issuer ID:
 Effective Date of Rate Change(s):

Product/Plan Level Calculations

Field # Section I: General Product and Plan Information

1.1 Product Name															
1.2 Product ID															
1.3 Plan Name	Geisinger	Geisinger	Geisinger	Geisinger	Geisinger	Geisinger	Geisinger	Geisinger	Geisinger	Geisinger	Geisinger	Geisinger	Geisinger	Geisinger	Geisinger
1.4 Plan ID (Standard Component ID)	22444PA0010165	22444PA0010166	22444PA0010167	22444PA0010168	22444PA0010169	22444PA0010170	22444PA0010171	22444PA0010172	22444PA0010173	22444PA0010174	22444PA0010175	22444PA0010176	22444PA0010177	22444PA0010178	22444PA0010179
1.5 Metal	Gold	Gold	Gold	Gold	Gold	Gold	Gold	Gold	Gold	Gold	Gold	Gold	Gold	Gold	Gold
1.6 AV Metal Value	0.788	0.789	0.789	0.788	0.788	0.788	0.780	0.761	0.780	0.761	0.761	0.761	0.761	0.761	0.761
1.7 Plan Category	Terminated	Renewing	Renewing	Terminated	Terminated	Terminated	Renewing	Terminated	Renewing	Terminated	Terminated	Terminated	Terminated	Terminated	Terminated
1.8 Plan Type	HMO	HMO	HMO	HMO	HMO	HMO	HMO	HMO	HMO	HMO	HMO	HMO	HMO	HMO	HMO
1.9 Exchange Plan?	No	Yes	Yes	No	No	No	Yes	No	Yes	No	No	No	No	No	No
1.10 Effective Date of Proposed Rates	1/1/2024	1/1/2024	1/1/2024	1/1/2024	1/1/2024	1/1/2024	1/1/2024	1/1/2024	1/1/2024	1/1/2024	1/1/2024	1/1/2024	1/1/2024	1/1/2024	1/1/2024
1.11 Cumulative Rate Change % (over 12 mos prior)	0.00%	13.16%	13.16%	0.00%	0.00%	0.00%	11.14%	0.00%	0.00%	11.14%	0.00%	0.00%	0.00%	0.00%	0.00%
1.12 Product Rate Increase %															
1.13 Submission Level Rate Increase %															

Worksheet 1 Totals

Section II: Experience Period and Current Plan Level

2.1 Plan ID (Standard Component ID)	22444PA0010165	22444PA0010166	22444PA0010167	22444PA0010168	22444PA0010169	22444PA0010170	22444PA0010171	22444PA0010172	22444PA0010173	22444PA0010174	22444PA0010175	22444PA0010176	22444PA0010177	22444PA0010178	22444PA0010179
2.2 Allowed Claims	\$105,484	\$491,747	\$299,750	\$176,324	\$847,286	\$339,921	\$41,185	\$89,678	\$1,264,326	\$13,653	\$142,098	\$504,086	\$897,871	\$165,612	\$157,318,167
2.3 Reinsurance	\$5,881	\$27,414	\$16,711	\$9,830	\$47,235	\$18,950	\$2,296	\$4,999	\$70,485	\$761	\$7,922	\$28,102	\$50,055	\$9,233	\$8,770,289
2.4 Member Cost Sharing	\$17,687	\$41,025	\$52,590	\$25,520	\$98,888	\$77,178	\$15,113	\$4,897	\$292,670	\$1,979	\$34,993	\$142,876	\$133,736	\$26,433	\$125,142,276
2.5 Cost Sharing Reduction	\$0	\$0	\$0	\$0	\$0	\$0	\$0	\$0	\$0	\$0	\$0	\$0	\$0	\$0	\$9,134,358
2.6 Incurred Claims	\$81,917	\$423,308	\$230,450	\$140,973	\$701,163	\$243,792	\$23,776	\$79,782	\$901,171	\$10,913	\$99,183	\$333,108	\$714,080	\$129,946	\$133,813,232
2.7 Risk Adjustment Transfer Amount	\$8,968	\$10,379	\$15,511	\$9,378	\$39,878	\$30,171	\$12,564	\$3,915	\$157,910	\$1,366	\$13,065	\$55,545	\$64,989	\$18,664	\$200,654
2.8 Premium	\$138,422	\$160,204	\$239,603	\$144,746	\$615,520	\$465,856	\$182,055	\$56,727	\$2,288,214	\$19,789	\$189,310	\$806,053	\$941,934	\$270,443	
2.9 Experience Period Member Months	197	228	341	206	876	663	276	86	3,469	30	287	1,222	1,428	410	
2.10 Current Enrollment	0	34	80	0	0	0	23	0	450	0	0	0	0	0	
2.11 Current Premium PMPM	\$0.00	\$796.97	\$796.97	\$0.00	\$0.00	\$0.00	\$785.55	\$0.00	\$785.55	\$0.00	\$0.00	\$0.00	\$0.00	\$0.00	
2.12 Loss Ratio	55.58%	248.15%	90.33%	91.47%	106.98%	49.15%	12.22%	131.56%	36.84%	51.59%	49.01%	38.66%	70.92%	44.95%	
Per Member Per Month															
2.13 Allowed Claims	\$535.45	\$2,156.79	\$879.03	\$855.94	\$967.22	\$512.70	\$149.22	\$1,042.77	\$364.46	\$455.11	\$495.11	\$412.51	\$628.76	\$403.93	
2.14 Reinsurance	\$29.85	\$120.24	\$49.01	\$47.72	\$53.92	\$28.58	\$8.32	\$55.13	\$20.32	\$25.37	\$27.60	\$23.00	\$35.05	\$22.52	
2.15 Member Cost Sharing	\$89.78	\$179.94	\$154.22	\$123.88	\$112.89	\$116.41	\$54.76	\$56.94	\$84.37	\$65.98	\$121.93	\$116.92	\$93.65	\$64.47	
2.16 Cost Sharing Reduction	\$0.00	\$0.00	\$0.00	\$0.00	\$0.00	\$0.00	\$0.00	\$0.00	\$0.00	\$0.00	\$0.00	\$0.00	\$0.00	\$0.00	
2.17 Incurred Claims	\$415.82	\$1,856.61	\$675.81	\$684.34	\$800.41	\$367.71	\$86.14	\$927.70	\$259.78	\$363.76	\$345.58	\$272.59	\$500.06	\$316.94	
2.18 Risk Adjustment Transfer Amount	\$45.52	\$45.52	\$45.49	\$45.52	\$45.52	\$45.51	\$45.52	\$45.52	\$45.52	\$45.52	\$45.52	\$45.52	\$45.51	\$45.52	
2.19 Premium	\$702.65	\$702.65	\$702.65	\$702.65	\$702.65	\$702.65	\$659.62	\$659.62	\$659.62	\$659.62	\$659.62	\$659.62	\$659.62	\$659.62	

Section III: Plan Adjustment Factors

3.1 Plan ID (Standard Component ID)	22444PA0010165	22444PA0010166	22444PA0010167	22444PA0010168	22444PA0010169	22444PA0010170	22444PA0010171	22444PA0010172	22444PA0010173	22444PA0010174	22444PA0010175	22444PA0010176	22444PA0010177	22444PA0010178	22444PA0010179
3.2 Market Adjusted Index Rate															
3.3 AV and Cost Sharing Design of Plan	0.0000	0.9132	0.9132	0.0000	0.0000	0.0000	0.8840	0.0000	0.8840	0.0000	0.0000	0.0000	0.0000	0.0000	0.0000
3.4 Provider Network Adjustment	0.0000	1.0159	1.0159	0.0000	0.0000	0.0000	1.0159	0.0000	1.0159	0.0000	0.0000	0.0000	0.0000	0.0000	0.0000
3.5 Benefits in Addition to EHB	0.0000	1.0000	1.0000	0.0000	0.0000	0.0000	1.0000	0.0000	1.0000	0.0000	0.0000	0.0000	0.0000	0.0000	0.0000
Administrative Costs															
3.6 Administrative Expense	0.00%	7.68%	7.68%	0.00%	0.00%	0.00%	7.68%	0.00%	7.68%	0.00%	0.00%	0.00%	0.00%	0.00%	0.00%
3.7 Taxes and Fees	0.00%	0.06%	0.06%	0.00%	0.00%	0.00%	0.06%	0.00%	0.06%	0.00%	0.00%	0.00%	0.00%	0.00%	0.00%
3.8 Profit & Risk Load	0.00%	2.00%	2.00%	0.00%	0.00%	0.00%	2.00%	0.00%	2.00%	0.00%	0.00%	0.00%	0.00%	0.00%	0.00%
3.9 Catastrophic Adjustment	0.0000	1.0000	1.0000	0.0000	0.0000	0.0000	1.0000	0.0000	1.0000	0.0000	0.0000	0.0000	0.0000	0.0000	0.0000
3.10 Plan Adjusted Index Rate	\$0.00	\$901.80	\$901.80	\$0.00	\$0.00	\$0.00	\$872.96	\$0.00	\$872.96	\$0.00	\$0.00	\$0.00	\$0.00	\$0.00	\$0.00

3.11 Age Calibration Factor															
3.12 Geographic Calibration Factor															
3.13 Tobacco Calibration Factor															
3.14 Calibrated Plan Adjusted Index Rate	\$0.00	\$464.71	\$464.71	\$0.00	\$0.00	\$0.00	\$449.85	\$0.00	\$449.85	\$0.00	\$0.00	\$0.00	\$0.00	\$0.00	\$0.00

Section IV: Projected Plan Level Information

4.1 Plan ID (Standard Component ID)	22444PA0010165	22444PA0010166	22444PA0010167	22444PA0010168	22444PA0010169	22444PA0010170	22444PA0010171	22444PA0010172	22444PA0010173	22444PA0010174	22444PA0010175	22444PA0010176	22444PA0010177	22444PA0010178	22444PA0010179
4.2 Allowed Claims	\$0	\$357,989	\$842,327	\$0	\$0	\$0	\$242,169	\$0	\$4,738,088	\$0	\$0	\$0	\$0	\$0	\$0
4.3 Reinsurance	\$0	\$0	\$0	\$0	\$0	\$0	\$0	\$0	\$0	\$0	\$0	\$0	\$0	\$0	\$0
4.4 Member Cost Sharing	\$0	\$44,671	\$105,109	\$0	\$0	\$0	\$30,219	\$0	\$591,236	\$0	\$0	\$0	\$0	\$0	\$0
4.5 Cost Sharing Reduction	\$0	\$0	\$0	\$0	\$0	\$0	\$0	\$0	\$0	\$0	\$0	\$0	\$0	\$0	\$0
4.6 Incurred Claims	\$0	\$313,318	\$737,218	\$0	\$0	\$0	\$211,950	\$0	\$4,146,852	\$0	\$0	\$0	\$0	\$0	\$0
4.7 Risk Adjustment Transfer Amount	\$0	\$15,063	\$35,443	\$0	\$0	\$0	\$10,190	\$0	\$199,368	\$0	\$0	\$0	\$0	\$0	\$0
4.8 Premium	\$0	\$367,933	\$865,726	\$0	\$0	\$0	\$240,938	\$0	\$4,713,995	\$0	\$0	\$0	\$0	\$0	\$0
4.9 Projected Member Months	0	408	960	0	0	0	276	0	5,400	0	0	0	0	0	0
4.10 Loss Ratio	#DIV/0!	81.81%	81.81%	#DIV/0!	#DIV/0!	#DIV/0!	84.40%	#DIV/0!	84.40%	#DIV/0!	#DIV/0!	#DIV/0!	#DIV/0!	#DIV/0!	#DIV/0!
Per Member Per Month															
4.11 Allowed Claims	#DIV/0!	\$877.42	\$877.42	#DIV/0!	#DIV/0!	#DIV/0!	\$877.42	#DIV/0!	\$877.42	#DIV/0!	#DIV/0!	#DIV/0!	#DIV/0!	#DIV/0!	#DIV/0!
4.12 Reinsurance	#DIV/0!	\$0.00	\$0.00	#DIV/0!	#DIV/0!	#DIV/0!	\$0.00	#DIV/0!	\$0.00	#DIV/0!	#DIV/0!	#DIV/0!	#DIV/0!	#DIV/0!	#DIV/0!
4.13 Member Cost Sharing	#DIV/0!	\$109.49	\$109.49	#DIV/0!	#DIV/0!	#DIV/0!	\$109.49	#DIV/0!	\$109.49	#DIV/0!	#DIV/0!	#DIV/0!	#DIV/0!	#DIV/0!	#DIV/0!
4.14 Cost Sharing Reduction	#DIV/0!	\$0.00	\$0.00	#DIV/0!	#DIV/0!	#DIV/0!	\$0.00	#DIV/0!	\$0.00	#DIV/0!	#DIV/0!	#DIV/0!	#DIV/0!	#DIV/0!	#DIV/0!
4.15 Incurred Claims	#DIV/0!	\$767.94	\$767.94	#DIV/0!	#DIV/0!	#DIV/0!	\$767.94	#DIV/0!	\$767.94	#DIV/0!	#DIV/0!	#DIV/0!	#DIV/0!	#DIV/0!	#DIV/0!
4.16 Risk Adjustment Transfer Amount	#DIV/0!	\$36.92	\$36.92	#DIV/0!	#DIV/0!	#DIV/0!	\$36.92	#DIV/0!	\$36.92	#DIV/0!	#DIV/0!	#DIV/0!	#DIV/0!	#DIV/0!	#DIV/0!
4.17 Premium	#DIV/0!	\$901.80	\$901.80	#DIV/0!	#DIV/0!	#DIV/0!	\$872.96	#DIV/0!	\$872.96	#DIV/0!	#DIV/0!	#DIV/0!	#DIV/0!	#DIV/0!	#DIV/0!

Product-Plan Data Collection

Company Legal Name:
 HIOS Issuer ID:
 Effective Date of Rate Change(s):

Product/Plan Level Calculations

Field # Section I: General Product and Plan Information

1.1 Product Name															
1.2 Product ID															
1.3 Plan Name	Geisinger	Geisinger	Geisinger	Geisinger	Geisinger	Geisinger	Geisinger	Geisinger	Geisinger	Geisinger	Geisinger	Geisinger	Geisinger	Geisinger	Geisinger
1.4 Plan ID (Standard Component ID)	22444PA0010193	22444PA0010194	22444PA0010195	22444PA0010196	22444PA0010197	22444PA0010198	22444PA0010199	22444PA0010200	22444PA0010201	22444PA0010202	22444PA0010203	22444PA0010204	22444PA0010205	22444PA0010206	
1.5 Metal	Silver	Silver	Silver	Silver	Bronze	Bronze	Bronze	Bronze	Bronze	Bronze	Bronze	Bronze	Bronze	Bronze	Bronze
1.6 AV Metal Value	0.683	0.683	0.683	0.683	0.650	0.649	0.649	0.650	0.650	0.650	0.649	0.649	0.649	0.649	0.649
1.7 Plan Category	Terminated	Terminated	Terminated	Terminated	Renewing	Terminated	Terminated	Renewing	Renewing	Renewing	Terminated	Terminated	Terminated	Terminated	Terminated
1.8 Plan Type	HMO	HMO	HMO	HMO	HMO	HMO	HMO	HMO	HMO	HMO	HMO	HMO	HMO	HMO	HMO
1.9 Exchange Plan?	No	No	No	No	Yes	No	No	Yes	Yes	Yes	No	No	No	No	No
1.10 Effective Date of Proposed Rates	1/1/2024	1/1/2024	1/1/2024	1/1/2024	1/1/2024	1/1/2024	1/1/2024	1/1/2024	1/1/2024	1/1/2024	1/1/2024	1/1/2024	1/1/2024	1/1/2024	1/1/2024
1.11 Cumulative Rate Change % (over 12 mos prior)	0.00%	0.00%	0.00%	0.00%	16.70%	0.00%	0.00%	16.70%	16.70%	16.70%	0.00%	0.00%	0.00%	0.00%	0.00%
1.12 Product Rate Increase %															
1.13 Submission Level Rate Increase %															

Worksheet 1 Totals

Section II: Experience Period and Current Plan Level

2.1 Plan ID (Standard Component ID)	22444PA0010193	22444PA0010194	22444PA0010195	22444PA0010196	22444PA0010197	22444PA0010198	22444PA0010199	22444PA0010200	22444PA0010201	22444PA0010202	22444PA0010203	22444PA0010204	22444PA0010205	22444PA0010206	
2.2 Allowed Claims	\$115,795	\$19,917	\$71,451	\$215,108	\$26,771	\$1,652	\$49,853	\$1,516,907	\$155,133	\$432,012	\$7,554	\$53,285	\$73,969	\$364,227	
2.3 Reinsurance	\$6,455	\$1,110	\$3,983	\$11,992	\$1,492	\$92	\$2,779	\$84,566	\$8,648	\$24,084	\$421	\$2,971	\$4,124	\$20,305	
2.4 Member Cost Sharing	\$6,479	\$6,740	\$4,974	\$5,392	\$16,143	\$81	\$26,769	\$335,628	\$52,286	\$95,300	\$4,823	\$24,335	\$20,353	\$137,179	
2.5 Cost Sharing Reduction	\$0	\$0	\$0	\$0	\$0	\$0	\$0	\$0	\$0	\$0	\$0	\$0	\$0	\$0	\$0
2.6 Incurred Claims	\$102,860	\$12,067	\$62,494	\$197,724	\$9,136	\$1,479	\$20,304	\$1,096,714	\$94,198	\$312,628	\$2,310	\$25,799	\$49,493	\$206,743	
2.7 Risk Adjustment Transfer Amount	\$4,465	\$3,323	\$3,642	\$1,229	\$6,892	\$2,822	\$17,484	\$127,186	\$22,085	\$50,873	\$4,325	\$3,551	\$13,338	\$33,119	
2.8 Premium	\$80,604	\$60,042	\$65,799	\$22,207	\$73,731	\$30,274	\$187,502	\$1,364,272	\$236,819	\$545,904	\$46,387	\$38,086	\$143,068	\$355,472	
2.9 Experience Period Member Months	98	73	80	27	151	62	384	2,794	485	1,118	95	78	293	728	
2.10 Current Enrollment	0	0	0	25	0	0	647	155	0	0	0	0	0	0	
2.11 Current Premium PMPM	\$0.00	\$0.00	\$0.00	\$0.00	\$563.32	\$0.00	\$0.00	\$563.32	\$563.32	\$0.00	\$0.00	\$0.00	\$0.00	\$0.00	
2.12 Loss Ratio	120.91%	19.04%	90.00%	84.36%	11.33%	4.47%	9.91%	73.53%	36.38%	52.39%	4.56%	62.39%	31.64%	53.20%	
Per Member Per Month															
2.13 Allowed Claims	\$1,181.58	\$272.83	\$893.14	\$7,966.96	\$177.29	\$26.65	\$129.82	\$542.92	\$319.86	\$386.42	\$79.52	\$683.14	\$252.45	\$500.31	
2.14 Reinsurance	\$65.87	\$15.21	\$49.79	\$444.15	\$9.88	\$1.49	\$7.24	\$30.27	\$17.83	\$21.54	\$4.43	\$38.08	\$14.07	\$27.89	
2.15 Member Cost Sharing	\$66.12	\$92.32	\$62.17	\$199.70	\$106.90	\$1.30	\$69.71	\$120.12	\$107.81	\$85.24	\$50.76	\$311.99	\$69.46	\$188.43	
2.16 Cost Sharing Reduction	\$0.00	\$0.00	\$0.00	\$0.00	\$0.00	\$0.00	\$0.00	\$0.00	\$0.00	\$0.00	\$0.00	\$0.00	\$0.00	\$0.00	
2.17 Incurred Claims	\$1,049.60	\$165.30	\$781.17	\$7,323.11	\$60.50	\$23.86	\$52.88	\$392.52	\$194.22	\$279.63	\$24.32	\$333.07	\$168.92	\$283.99	
2.18 Risk Adjustment Transfer Amount	\$45.56	\$45.52	\$45.52	\$45.52	\$45.64	\$45.52	\$45.53	\$45.52	\$45.54	\$45.50	\$45.52	\$45.52	\$45.52	\$45.49	
2.19 Premium	\$822.49	\$822.49	\$822.49	\$822.49	\$488.29	\$488.29	\$488.29	\$488.29	\$488.29	\$488.29	\$488.29	\$488.29	\$488.29	\$488.29	

Section III: Plan Adjustment Factors

3.1 Plan ID (Standard Component ID)	22444PA0010193	22444PA0010194	22444PA0010195	22444PA0010196	22444PA0010197	22444PA0010198	22444PA0010199	22444PA0010200	22444PA0010201	22444PA0010202	22444PA0010203	22444PA0010204	22444PA0010205	22444PA0010206	
3.2 Market Adjusted Index Rate															
3.3 AV and Cost Sharing Design of Plan	0.0000	0.0000	0.0000	0.0000	0.6657	0.0000	0.0000	0.6657	0.6657	0.0000	0.0000	0.0000	0.0000	0.0000	
3.4 Provider Network Adjustment	0.0000	0.0000	0.0000	0.0000	1.0159	0.0000	0.0000	1.0159	1.0159	0.0000	0.0000	0.0000	0.0000	0.0000	
3.5 Benefits in Addition to EHB	0.0000	0.0000	0.0000	0.0000	1.0000	0.0000	0.0000	1.0000	1.0000	0.0000	0.0000	0.0000	0.0000	0.0000	
Administrative Costs															
3.6 Administrative Expense	0.00%	0.00%	0.00%	0.00%	7.68%	0.00%	0.00%	7.68%	7.68%	0.00%	0.00%	0.00%	0.00%	0.00%	
3.7 Taxes and Fees	0.00%	0.00%	0.00%	0.00%	0.06%	0.00%	0.00%	0.06%	0.06%	0.00%	0.00%	0.00%	0.00%	0.00%	
3.8 Profit & Risk Load	0.00%	0.00%	0.00%	0.00%	2.00%	0.00%	0.00%	2.00%	2.00%	0.00%	0.00%	0.00%	0.00%	0.00%	
3.9 Catastrophic Adjustment	0.0000	0.0000	0.0000	0.0000	1.0000	0.0000	0.0000	1.0000	1.0000	0.0000	0.0000	0.0000	0.0000	0.0000	
3.10 Plan Adjusted Index Rate	\$0.00	\$0.00	\$0.00	\$0.00	\$657.39	\$0.00	\$0.00	\$657.39	\$657.39	\$0.00	\$0.00	\$0.00	\$0.00	\$0.00	

3.11 Age Calibration Factor															
3.12 Geographic Calibration Factor															
3.13 Tobacco Calibration Factor															
3.14 Calibrated Plan Adjusted Index Rate	\$0.00	\$0.00	\$0.00	\$0.00	\$338.76	\$0.00	\$0.00	\$338.76	\$338.76	\$0.00	\$0.00	\$0.00	\$0.00	\$0.00	

Section IV: Projected Plan Level Information

4.1 Plan ID (Standard Component ID)	22444PA0010193	22444PA0010194	22444PA0010195	22444PA0010196	22444PA0010197	22444PA0010198	22444PA0010199	22444PA0010200	22444PA0010201	22444PA0010202	22444PA0010203	22444PA0010204	22444PA0010205	22444PA0010206	
4.2 Allowed Claims	\$0	\$0	\$0	\$0	\$273,756	\$0	\$0	\$7,275,597	\$1,747,828	\$0	\$0	\$0	\$0	\$0	
4.3 Reinsurance	\$0	\$0	\$0	\$0	\$0	\$0	\$0	\$0	\$0	\$0	\$0	\$0	\$0	\$0	
4.4 Member Cost Sharing	\$0	\$0	\$0	\$0	\$34,160	\$0	\$0	\$907,875	\$218,100	\$0	\$0	\$0	\$0	\$0	
4.5 Cost Sharing Reduction	\$0	\$0	\$0	\$0	\$0	\$0	\$0	\$0	\$0	\$0	\$0	\$0	\$0	\$0	
4.6 Incurred Claims	\$0	\$0	\$0	\$0	\$239,596	\$0	\$0	\$6,367,722	\$1,529,728	\$0	\$0	\$0	\$0	\$0	
4.7 Risk Adjustment Transfer Amount	\$0	\$0	\$0	\$0	\$11,519	\$0	\$0	\$306,141	\$73,545	\$0	\$0	\$0	\$0	\$0	
4.8 Premium	\$0	\$0	\$0	\$0	\$205,105	\$0	\$0	\$5,451,060	\$1,309,517	\$0	\$0	\$0	\$0	\$0	
4.9 Projected Member Months	0	0	0	0	312	0	0	8,292	1,992	0	0	0	0	0	
4.10 Loss Ratio	#DIV/0!	#DIV/0!	#DIV/0!	#DIV/0!	110.60%	#DIV/0!	#DIV/0!	110.60%	110.60%	#DIV/0!	#DIV/0!	#DIV/0!	#DIV/0!	#DIV/0!	
Per Member Per Month															
4.11 Allowed Claims	#DIV/0!	#DIV/0!	#DIV/0!	#DIV/0!	\$877.42	#DIV/0!	#DIV/0!	\$877.42	\$877.42	#DIV/0!	#DIV/0!	#DIV/0!	#DIV/0!	#DIV/0!	
4.12 Reinsurance	#DIV/0!	#DIV/0!	#DIV/0!	#DIV/0!	\$0.00	#DIV/0!	#DIV/0!	\$0.00	\$0.00	#DIV/0!	#DIV/0!	#DIV/0!	#DIV/0!	#DIV/0!	
4.13 Member Cost Sharing	#DIV/0!	#DIV/0!	#DIV/0!	#DIV/0!	\$109.49	#DIV/0!	#DIV/0!	\$109.49	\$109.49	#DIV/0!	#DIV/0!	#DIV/0!	#DIV/0!	#DIV/0!	
4.14 Cost Sharing Reduction	#DIV/0!	#DIV/0!	#DIV/0!	#DIV/0!	\$0.00	#DIV/0!	#DIV/0!	\$0.00	\$0.00	#DIV/0!	#DIV/0!	#DIV/0!	#DIV/0!	#DIV/0!	
4.15 Incurred Claims	#DIV/0!	#DIV/0!	#DIV/0!	#DIV/0!	\$767.94	#DIV/0!	#DIV/0!	\$767.94	\$767.94	#DIV/0!	#DIV/0!	#DIV/0!	#DIV/0!	#DIV/0!	
4.16 Risk Adjustment Transfer Amount	#DIV/0!	#DIV/0!	#DIV/0!	#DIV/0!	\$36.92	#DIV/0!	#DIV/0!	\$36.92	\$36.92	#DIV/0!	#DIV/0!	#DIV/0!	#DIV/0!	#DIV/0!	
4.17 Premium	#DIV/0!	#DIV/0!	#DIV/0!	#DIV/0!	\$657.39	#DIV/0!	#DIV/0!	\$657.39	\$657.39	#DIV/0!	#DIV/0!	#DIV/0!	#DIV/0!	#DIV/0!	

Product-Plan Data Collection

Company Legal Name:
HIOS Issuer ID:
Effective Date of Rate Change(s):

Product/Plan Level Calculations

Field # Section I: General Product and Plan Information

Geisinger Health Plan POS														
22444PA004														
1.1 Product Name	Geisinger													
1.2 Product ID	22444PA0040087													
1.3 Plan Name	Geisinger	Geisinger	Geisinger	Geisinger	Geisinger	Geisinger	Geisinger	Geisinger	Geisinger	Geisinger	Geisinger	Geisinger		
1.4 Plan ID (Standard Component ID)	22444PA0010207	22444PA0010208	22444PA0010209	22444PA0040080	22444PA0040081	22444PA0040082	22444PA0040083	22444PA0040084	22444PA0040085	22444PA0040086	22444PA0040087	22444PA0040088	22444PA0040089	22444PA0040090
1.5 Metal	Bronze	Bronze	Bronze	Catastrophic	Catastrophic	Catastrophic	Catastrophic	Catastrophic	Catastrophic	Catastrophic	Catastrophic	Catastrophic	Catastrophic	Catastrophic
1.6 AV Metal Value	0.649	0.650	0.649	0.570	0.570	0.570	0.570	0.570	0.570	0.570	0.570	0.570	0.570	0.570
1.7 Plan Category	Terminated	Renewing	Terminated	Renewing	Renewing	Renewing	Terminated	Terminated	Renewing	Terminated	Terminated	Terminated	Terminated	Terminated
1.8 Plan Type	HMO	HMO	HMO	POS	POS	POS	POS	POS	POS	POS	POS	POS	POS	POS
1.9 Exchange Plan?	No	Yes	No	Yes	Yes	Yes	No	No	Yes	No	No	No	No	No
1.10 Effective Date of Proposed Rates	1/1/2024	1/1/2024	1/1/2024	1/1/2024	1/1/2024	1/1/2024	1/1/2024	1/1/2024	1/1/2024	1/1/2024	1/1/2024	1/1/2024	1/1/2024	1/1/2024
1.11 Cumulative Rate Change % (over 12 mos prior)	0.00%	16.70%	0.00%	7.83%	7.83%	7.83%	0.00%	0.00%	7.83%	0.00%	0.00%	0.00%	0.00%	0.00%
1.12 Product Rate Increase %	7.83%													
1.13 Submission Level Rate Increase %	7.83%													

Worksheet 1 Totals

Section II: Experience Period and Current Plan Level

2.1 Plan ID (Standard Component ID)	22444PA0010207	22444PA0010208	22444PA0010209	22444PA0040080	22444PA0040081	22444PA0040082	22444PA0040083	22444PA0040084	22444PA0040085	22444PA0040086	22444PA0040087	22444PA0040088	22444PA0040089	22444PA0040090
2.2 Allowed Claims	\$331,941	\$236,765	\$113,075	\$12,485	\$1,014	\$1,136	\$15,602	\$0	\$447	\$0	\$193	\$3,943	\$9,659	\$22,171
2.3 Reinsurance	\$18,505	\$13,199	\$6,304	\$696	\$57	\$63	\$870	\$0	\$25	\$0	\$11	\$220	\$538	\$1,236
2.4 Member Cost Sharing	\$94,832	\$104,202	\$32,068	\$7,994	-\$278	\$653	\$8,726	\$0	\$234	\$0	\$31	\$1,270	\$7,550	\$6,015
2.5 Cost Sharing Reduction	\$0	\$0	\$0	\$0	\$0	\$0	\$0	\$0	\$0	\$0	\$0	\$0	\$0	\$0
2.6 Incurred Claims	\$218,603	\$119,363	\$74,703	\$3,795	\$1,236	\$419	\$6,006	\$0	\$189	\$0	\$152	\$2,544	\$1,570	\$14,921
2.7 Risk Adjustment Transfer Amount	\$20,103	\$41,678	\$15,705	\$10,425	\$2,140	\$546	\$138	\$0	\$910	\$455	\$910	\$910	\$4,052	\$5,248
2.8 Premium	\$215,823	\$447,270	\$168,459	\$108,761	\$22,322	\$5,699	\$1,425	\$0	\$9,499	\$4,749	\$9,499	\$9,499	\$42,269	\$54,618
2.9 Experience Period Member Months	442	916	345	229	47	12	3	0	20	10	20	20	89	115
2.10 Current Enrollment	0	67	0	35	5	0	0	0	1	0	0	0	0	0
2.11 Current Premium PMPM	\$0.00	\$563.32	\$0.00	\$552.31	\$552.31	\$552.31	\$0.00	\$0.00	\$552.31	\$0.00	\$0.00	\$0.00	\$0.00	\$0.00
2.12 Loss Ratio	92.66%	24.41%	40.56%	3.18%	5.05%	6.72%	384.22%	#DIV/0!	1.82%	0.01%	1.46%	23.57%	3.39%	24.92%
Per Member Per Month														
2.13 Allowed Claims	\$751.00	\$258.48	\$327.75	\$54.52	\$21.57	\$94.66	\$5,200.74	#DIV/0!	\$22.37	\$0.04	\$9.67	\$197.16	\$108.52	\$192.80
2.14 Reinsurance	\$41.87	\$14.41	\$18.27	\$3.04	\$1.20	\$5.28	\$289.93	#DIV/0!	\$1.25	\$0.00	\$0.54	\$10.99	\$6.05	\$10.75
2.15 Member Cost Sharing	\$214.55	\$113.76	\$92.95	\$34.91	-\$5.92	\$54.43	\$2,908.79	#DIV/0!	\$11.68	\$0.00	\$1.55	\$63.48	\$84.83	\$52.30
2.16 Cost Sharing Reduction	\$0.00	\$0.00	\$0.00	\$0.00	\$0.00	\$0.00	\$0.00	#DIV/0!	\$0.00	\$0.00	\$0.00	\$0.00	\$0.00	\$0.00
2.17 Incurred Claims	\$494.58	\$130.31	\$216.53	\$16.57	\$26.29	\$34.96	\$2,002.02	#DIV/0!	\$9.45	\$0.04	\$7.58	\$122.69	\$17.64	\$129.74
2.18 Risk Adjustment Transfer Amount	\$45.48	\$45.50	\$45.52	\$45.52	\$45.52	\$45.52	\$46.13	#DIV/0!	\$45.52	\$45.52	\$45.52	\$45.52	\$45.52	\$45.63
2.19 Premium	\$488.29	\$488.29	\$488.29	\$474.94	\$474.94	\$474.94	\$474.94	#DIV/0!	\$474.94	\$474.94	\$474.94	\$474.94	\$474.94	\$474.94

Section III: Plan Adjustment Factors

3.1 Plan ID (Standard Component ID)	22444PA0010207	22444PA0010208	22444PA0010209	22444PA0040080	22444PA0040081	22444PA0040082	22444PA0040083	22444PA0040084	22444PA0040085	22444PA0040086	22444PA0040087	22444PA0040088	22444PA0040089	22444PA0040090
3.2 Market Adjusted Index Rate														
3.3 AV and Cost Sharing Design of Plan	0.0000	0.6657	0.0000	0.6853	0.6853	0.6853	0.0000	0.0000	0.6853	0.0000	0.0000	0.0000	0.0000	0.0000
3.4 Provider Network Adjustment	0.0000	1.0159	0.0000	1.0159	1.0159	1.0159	0.0000	0.0000	1.0159	0.0000	0.0000	0.0000	0.0000	0.0000
3.5 Benefits in Addition to EHB	0.0000	1.0000	0.0000	1.0000	1.0000	1.0000	0.0000	0.0000	1.0000	0.0000	0.0000	0.0000	0.0000	0.0000
Administrative Costs														
3.6 Administrative Expense	0.00%	7.68%	0.00%	7.68%	7.68%	7.68%	0.00%	0.00%	7.68%	0.00%	0.00%	0.00%	0.00%	0.00%
3.7 Taxes and Fees	0.00%	0.06%	0.00%	0.06%	0.06%	0.06%	0.00%	0.00%	0.06%	0.00%	0.00%	0.00%	0.00%	0.00%
3.8 Profit & Risk Load	0.00%	2.00%	0.00%	2.00%	2.00%	2.00%	0.00%	0.00%	2.00%	0.00%	0.00%	0.00%	0.00%	0.00%
3.9 Catastrophic Adjustment	0.0000	1.0000	0.0000	0.8800	0.8800	0.8800	0.0000	0.0000	0.8800	0.0000	0.0000	0.0000	0.0000	0.0000
3.10 Plan Adjusted Index Rate	\$0.00	\$657.39	\$0.00	\$595.53	\$595.53	\$595.53	\$0.00	\$0.00	\$595.53	\$0.00	\$0.00	\$0.00	\$0.00	\$0.00
3.11 Age Calibration Factor														
3.12 Geographic Calibration Factor														
3.13 Tobacco Calibration Factor														
3.14 Calibrated Plan Adjusted Index Rate	\$0.00	\$338.76	\$0.00	\$306.89	\$306.89	\$306.89	\$0.00	\$0.00	\$306.89	\$0.00	\$0.00	\$0.00	\$0.00	\$0.00

Section IV: Projected Plan Level Information

4.1 Plan ID (Standard Component ID)	22444PA0010207	22444PA0010208	22444PA0010209	22444PA0040080	22444PA0040081	22444PA0040082	22444PA0040083	22444PA0040084	22444PA0040085	22444PA0040086	22444PA0040087	22444PA0040088	22444PA0040089	22444PA0040090
4.2 Allowed Claims	\$0	\$758,094	\$0	\$368,518	\$52,645	\$0	\$0	\$0	\$10,529	\$0	\$0	\$0	\$0	\$0
4.3 Reinsurance	\$0	\$0	\$0	\$0	\$0	\$0	\$0	\$0	\$0	\$0	\$0	\$0	\$0	\$0
4.4 Member Cost Sharing	\$0	\$94,598	\$0	\$45,985	\$6,569	\$0	\$0	\$0	\$1,314	\$0	\$0	\$0	\$0	\$0
4.5 Cost Sharing Reduction	\$0	\$0	\$0	\$0	\$0	\$0	\$0	\$0	\$0	\$0	\$0	\$0	\$0	\$0
4.6 Incurred Claims	\$0	\$663,496	\$0	\$322,533	\$46,076	\$0	\$0	\$0	\$9,215	\$0	\$0	\$0	\$0	\$0
4.7 Risk Adjustment Transfer Amount	\$0	\$31,899	\$0	\$15,506	\$2,215	\$0	\$0	\$0	\$443	\$0	\$0	\$0	\$0	\$0
4.8 Premium	\$0	\$567,983	\$0	\$250,124	\$35,732	\$0	\$0	\$0	\$7,146	\$0	\$0	\$0	\$0	\$0
4.9 Projected Member Months	0	864	0	420	60	0	0	0	12	0	0	0	0	0
4.10 Loss Ratio	#DIV/0!	110.60%	#DIV/0!	121.42%	121.42%	#DIV/0!	#DIV/0!	#DIV/0!	121.42%	#DIV/0!	#DIV/0!	#DIV/0!	#DIV/0!	#DIV/0!
Per Member Per Month														
4.11 Allowed Claims	#DIV/0!	\$877.42	#DIV/0!	\$877.42	\$877.42	#DIV/0!	#DIV/0!	#DIV/0!	\$877.42	#DIV/0!	#DIV/0!	#DIV/0!	#DIV/0!	#DIV/0!
4.12 Reinsurance	#DIV/0!	\$0.00	#DIV/0!	\$0.00	\$0.00	#DIV/0!	#DIV/0!	#DIV/0!	\$0.00	#DIV/0!	#DIV/0!	#DIV/0!	#DIV/0!	#DIV/0!
4.13 Member Cost Sharing	#DIV/0!	\$109.49	#DIV/0!	\$109.49	\$109.49	#DIV/0!	#DIV/0!	#DIV/0!	\$109.49	#DIV/0!	#DIV/0!	#DIV/0!	#DIV/0!	#DIV/0!
4.14 Cost Sharing Reduction	#DIV/0!	\$0.00	#DIV/0!	\$0.00	\$0.00	#DIV/0!	#DIV/0!	#DIV/0!	\$0.00	#DIV/0!	#DIV/0!	#DIV/0!	#DIV/0!	#DIV/0!
4.15 Incurred Claims	#DIV/0!	\$767.94	#DIV/0!	\$767.94	\$767.94	#DIV/0!	#DIV/0!	#DIV/0!	\$767.94	#DIV/0!	#DIV/0!	#DIV/0!	#DIV/0!	#DIV/0!
4.16 Risk Adjustment Transfer Amount	#DIV/0!	\$36.92	#DIV/0!	\$36.92	\$36.92	#DIV/0!	#DIV/0!	#DIV/0!	\$36.92	#DIV/0!	#DIV/0!	#DIV/0!	#DIV/0!	#DIV/0!
4.17 Premium	#DIV/0!	\$657.39	#DIV/0!	\$595.53	\$595.53	#DIV/0!	#DIV/0!	#DIV/0!	\$595.53	#DIV/0!	#DIV/0!	#DIV/0!	#DIV/0!	#DIV/0!

Product-Plan Data Collection

Company Legal Name:
HIOS Issuer ID:
Effective Date of Rate Change(s):

Product/Plan Level Calculations

Section I: General Product and Plan Information			
1.1 Product Name			
1.2 Product ID			
1.3 Plan Name	Geisinger		Geisinger
1.4 Plan ID (Standard Component ID)	22444PA0040091		22444PA0040092
1.5 Metal	Catastrophic		Catastrophic
1.6 AV Metal Value	0.570		0.570
1.7 Plan Category	Terminated		Terminated
1.8 Plan Type	POS		POS
1.9 Exchange Plan?	No		No
1.10 Effective Date of Proposed Rates	1/1/2024		1/1/2024
1.11 Cumulative Rate Change % (over 12 mos prior)	0.00%		0.00%
1.12 Product Rate Increase %			
1.13 Submission Level Rate Increase %			

Section II: Experience Period and Current Plan Level			
Worksheet 1 Totals	2.1 Plan ID (Standard Component ID)	22444PA0040091	22444PA0040092
\$157,318,167	2.2 Allowed Claims	\$259	\$8,610
\$8,770,289	2.3 Reinsurance	\$14	\$480
	2.4 Member Cost Sharing	\$121	\$4,107
	2.5 Cost Sharing Reduction	\$0	\$0
\$125,142,276	2.6 Incurred Claims	\$123	\$4,022
\$9,134,358	2.7 Risk Adjustment Transfer Amount	\$273	\$2,413
\$133,813,232	2.8 Premium	\$2,850	\$25,172
200,654	2.9 Experience Period Member Months	6	53
	2.10 Current Enrollment	0	0
	2.11 Current Premium PMPM	\$0.00	\$0.00
	2.12 Loss Ratio	3.95%	14.58%
	Per Member Per Month		
	2.13 Allowed Claims	\$43.24	\$162.44
	2.14 Reinsurance	\$2.41	\$9.06
	2.15 Member Cost Sharing	\$20.25	\$77.49
	2.16 Cost Sharing Reduction	\$0.00	\$0.00
	2.17 Incurred Claims	\$20.58	\$75.89
	2.18 Risk Adjustment Transfer Amount	\$45.52	\$45.52
	2.19 Premium	\$474.94	\$474.94

Section III: Plan Adjustment Factors			
3.1 Plan ID (Standard Component ID)	22444PA0040091		22444PA0040092
3.2 Market Adjusted Index Rate			
3.3 AV and Cost Sharing Design of Plan	0.0000		0.0000
3.4 Provider Network Adjustment	0.0000		0.0000
3.5 Benefits in Addition to EHB	0.0000		0.0000
	Administrative Costs		
3.6 Administrative Expense	0.00%		0.00%
3.7 Taxes and Fees	0.00%		0.00%
3.8 Profit & Risk Load	0.00%		0.00%
3.9 Catastrophic Adjustment	0.0000		0.0000
3.10 Plan Adjusted Index Rate	\$0.00		\$0.00
3.11 Age Calibration Factor			
3.12 Geographic Calibration Factor			
3.13 Tobacco Calibration Factor			
3.14 Calibrated Plan Adjusted Index Rate	\$0.00		\$0.00

Section IV: Projected Plan Level Information			
4.1 Plan ID (Standard Component ID)	22444PA0040091		22444PA0040092
4.2 Allowed Claims	\$0		\$0
4.3 Reinsurance	\$0		\$0
4.4 Member Cost Sharing	\$0		\$0
4.5 Cost Sharing Reduction	\$0		\$0
4.6 Incurred Claims	\$0		\$0
4.7 Risk Adjustment Transfer Amount	\$0		\$0
4.8 Premium	\$0		\$0
4.9 Projected Member Months	0		0
4.10 Loss Ratio	#DIV/0!		#DIV/0!
	Per Member Per Month		
4.11 Allowed Claims	#DIV/0!		#DIV/0!
4.12 Reinsurance	#DIV/0!		#DIV/0!
4.13 Member Cost Sharing	#DIV/0!		#DIV/0!
4.14 Cost Sharing Reduction	#DIV/0!		#DIV/0!
4.15 Incurred Claims	#DIV/0!		#DIV/0!
4.16 Risk Adjustment Transfer Amount	#DIV/0!		#DIV/0!
4.17 Premium	#DIV/0!		#DIV/0!

Rating Area Data Collection

*Specify the total number of Rating Areas in your State by selecting the Create Rating Areas button or Ctrl + Shift + R.
Select only the Rating Areas you are offering plans within and add a factor for each area.
To validate, select the Validate button or Ctrl + Shift + I.
To finalize, select the Finalize button or Ctrl + Shift + F.*

Rating Area	Rating Factor
Rating Area 2	1.0000
Rating Area 3	0.9500
Rating Area 5	0.9500
Rating Area 6	1.0000
Rating Area 7	1.2500
Rating Area 9	1.2000

RFJ Part II - Consumer Friendly Justification
Geisinger Health Plan
Individual

Geisinger Health Plan has proposed an overall base rate increase of 13.1% for Individual HMO/POS members renewing in the Marketplace effective January 1, 2024 through December 1, 2024. The actual range of proposed rate changes vary from 5.3% to 17.5%. The key drivers of this increase are changes in the normalized risk pool experience, trend, reinsurance, pricing AVs, and benefit richness. The total projected 2024 administrative costs are slightly lower than those used for the current 2023 rates. As required by federal regulations and using the Federally prescribed MLR methodology, the projected loss ratio exceeds 80%. There were minimal benefit changes proposed for 2024 to maintain the desired metallic level.

2024 Rates Table Template v13.0		All fields with an asterisk (*) are required. To validate press Validate button or Ctrl + Shift + I. To finalize, press Finalize button or Ctrl + Shift + F.				
		If you are in a community rating state, select Family-Tier Rates under Rating Method and fill in all columns.				
		If you are not in a community rating state, select Age-Based Rates under Rating Method and provide an Individual Rate for every age band.				
		If Tobacco is Tobacco User/Non-Tobacco User, you must give a rate for Tobacco Use and Non-Tobacco Use.				
		To add a new sheet, press the Add Sheet button, or Ctrl + Shift + H. All plans must have the same dates on a sheet.				
HIOS Issuer ID*	22444					
Rate Effective Date*	1/1/2024					
Rate Expiration Date*	12/31/2024					
Rating Method*	Age-Based Rates					
Plan ID*	Rating Area ID*	Tobacco*	Age*	Individual Rate*	Individual Tobacco Rate*	
Required: Enter the 14-character Plan ID	Required: Select the Rating Area ID	Required: Select if Tobacco use of subscriber is used to determine if a person is eligible for a rate from a plan	Required: Select the age of a subscriber eligible for the rate	Required: Enter the rate of an Individual Non-Tobacco or No Preference enrollee on a plan	Required: Enter the rate of an Individual tobacco enrollee on a plan	
22444PA0010035	Rating Area 3	Tobacco User/Non-Tobacco User	0-14	357.23	357.23	
22444PA0010035	Rating Area 3	Tobacco User/Non-Tobacco User	15	388.99	388.99	
22444PA0010035	Rating Area 3	Tobacco User/Non-Tobacco User	16	401.13	401.13	
22444PA0010035	Rating Area 3	Tobacco User/Non-Tobacco User	17	413.27	413.27	
22444PA0010035	Rating Area 3	Tobacco User/Non-Tobacco User	18	426.35	426.35	
22444PA0010035	Rating Area 3	Tobacco User/Non-Tobacco User	19	439.42	439.42	
22444PA0010035	Rating Area 3	Tobacco User/Non-Tobacco User	20	452.96	452.96	
22444PA0010035	Rating Area 3	Tobacco User/Non-Tobacco User	21	466.98	513.67	
22444PA0010035	Rating Area 3	Tobacco User/Non-Tobacco User	22	466.98	513.67	
22444PA0010035	Rating Area 3	Tobacco User/Non-Tobacco User	23	466.98	513.67	
22444PA0010035	Rating Area 3	Tobacco User/Non-Tobacco User	24	466.98	513.67	
22444PA0010035	Rating Area 3	Tobacco User/Non-Tobacco User	25	468.84	515.54	
22444PA0010035	Rating Area 3	Tobacco User/Non-Tobacco User	26	478.18	525.81	
22444PA0010035	Rating Area 3	Tobacco User/Non-Tobacco User	27	489.39	538.42	
22444PA0010035	Rating Area 3	Tobacco User/Non-Tobacco User	28	507.60	558.50	
22444PA0010035	Rating Area 3	Tobacco User/Non-Tobacco User	29	522.54	574.84	
22444PA0010035	Rating Area 3	Tobacco User/Non-Tobacco User	30	530.01	583.25	
22444PA0010035	Rating Area 3	Tobacco User/Non-Tobacco User	31	541.22	595.39	
22444PA0010035	Rating Area 3	Tobacco User/Non-Tobacco User	32	552.43	607.53	
22444PA0010035	Rating Area 3	Tobacco User/Non-Tobacco User	33	559.43	615.47	
22444PA0010035	Rating Area 3	Tobacco User/Non-Tobacco User	34	566.90	623.41	
22444PA0010035	Rating Area 3	Tobacco User/Non-Tobacco User	35	570.64	627.61	
22444PA0010035	Rating Area 3	Tobacco User/Non-Tobacco User	36	574.38	631.81	
22444PA0010035	Rating Area 3	Tobacco User/Non-Tobacco User	37	578.11	636.02	
22444PA0010035	Rating Area 3	Tobacco User/Non-Tobacco User	38	581.85	640.22	
22444PA0010035	Rating Area 3	Tobacco User/Non-Tobacco User	39	589.32	648.16	
22444PA0010035	Rating Area 3	Tobacco User/Non-Tobacco User	40	596.79	656.56	
22444PA0010035	Rating Area 3	Tobacco User/Non-Tobacco User	41	608.00	668.70	
22444PA0010035	Rating Area 3	Tobacco User/Non-Tobacco User	42	618.74	680.84	
22444PA0010035	Rating Area 3	Tobacco User/Non-Tobacco User	43	633.68	697.19	
22444PA0010035	Rating Area 3	Tobacco User/Non-Tobacco User	44	652.36	717.74	
22444PA0010035	Rating Area 3	Tobacco User/Non-Tobacco User	45	674.31	741.55	
22444PA0010035	Rating Area 3	Tobacco User/Non-Tobacco User	46	700.46	770.50	
22444PA0010035	Rating Area 3	Tobacco User/Non-Tobacco User	47	729.88	802.72	
22444PA0010035	Rating Area 3	Tobacco User/Non-Tobacco User	48	763.50	840.08	
22444PA0010035	Rating Area 3	Tobacco User/Non-Tobacco User	49	796.65	876.51	
22444PA0010035	Rating Area 3	Tobacco User/Non-Tobacco User	50	834.01	917.60	
22444PA0010035	Rating Area 3	Tobacco User/Non-Tobacco User	51	870.90	958.23	
22444PA0010035	Rating Area 3	Tobacco User/Non-Tobacco User	52	911.53	1002.59	
22444PA0010035	Rating Area 3	Tobacco User/Non-Tobacco User	53	952.62	1047.88	
22444PA0010035	Rating Area 3	Tobacco User/Non-Tobacco User	54	996.98	1096.45	
22444PA0010035	Rating Area 3	Tobacco User/Non-Tobacco User	55	1041.35	1145.48	
22444PA0010035	Rating Area 3	Tobacco User/Non-Tobacco User	56	1089.44	1198.25	
22444PA0010035	Rating Area 3	Tobacco User/Non-Tobacco User	57	1138.01	1251.95	
22444PA0010035	Rating Area 3	Tobacco User/Non-Tobacco User	58	1189.84	1308.92	
22444PA0010035	Rating Area 3	Tobacco User/Non-Tobacco User	59	1215.53	1336.94	
22444PA0010035	Rating Area 3	Tobacco User/Non-Tobacco User	60	1267.36	1393.91	
22444PA0010035	Rating Area 3	Tobacco User/Non-Tobacco User	61	1312.19	1443.41	
22444PA0010035	Rating Area 3	Tobacco User/Non-Tobacco User	62	1341.61	1475.63	
22444PA0010035	Rating Area 3	Tobacco User/Non-Tobacco User	63	1378.50	1516.26	
22444PA0010035	Rating Area 3	Tobacco User/Non-Tobacco User	64 and over	1400.91	1541.01	
22444PA0010035	Rating Area 6	Tobacco User/Non-Tobacco User	0-14	376.03	376.03	
22444PA0010035	Rating Area 6	Tobacco User/Non-Tobacco User	15	409.46	409.46	
22444PA0010035	Rating Area 6	Tobacco User/Non-Tobacco User	16	422.24	422.24	
22444PA0010035	Rating Area 6	Tobacco User/Non-Tobacco User	17	435.02	435.02	
22444PA0010035	Rating Area 6	Tobacco User/Non-Tobacco User	18	448.78	448.78	
22444PA0010035	Rating Area 6	Tobacco User/Non-Tobacco User	19	462.55	462.55	
22444PA0010035	Rating Area 6	Tobacco User/Non-Tobacco User	20	476.80	476.80	
22444PA0010035	Rating Area 6	Tobacco User/Non-Tobacco User	21	491.55	540.71	
22444PA0010035	Rating Area 6	Tobacco User/Non-Tobacco User	22	491.55	540.71	
22444PA0010035	Rating Area 6	Tobacco User/Non-Tobacco User	23	491.55	540.71	
22444PA0010035	Rating Area 6	Tobacco User/Non-Tobacco User	24	491.55	540.71	
22444PA0010035	Rating Area 6	Tobacco User/Non-Tobacco User	25	493.52	542.67	
22444PA0010035	Rating Area 6	Tobacco User/Non-Tobacco User	26	503.35	553.48	
22444PA0010035	Rating Area 6	Tobacco User/Non-Tobacco User	27	515.14	566.76	
22444PA0010035	Rating Area 6	Tobacco User/Non-Tobacco User	28	534.31	587.89	
22444PA0010035	Rating Area 6	Tobacco User/Non-Tobacco User	29	550.04	605.10	
22444PA0010035	Rating Area 6	Tobacco User/Non-Tobacco User	30	557.91	613.94	
22444PA0010035	Rating Area 6	Tobacco User/Non-Tobacco User	31	569.71	626.72	
22444PA0010035	Rating Area 6	Tobacco User/Non-Tobacco User	32	581.50	639.51	
22444PA0010035	Rating Area 6	Tobacco User/Non-Tobacco User	33	588.88	647.86	
22444PA0010035	Rating Area 6	Tobacco User/Non-Tobacco User	34	596.74	656.22	
22444PA0010035	Rating Area 6	Tobacco User/Non-Tobacco User	35	600.67	660.64	
22444PA0010035	Rating Area 6	Tobacco User/Non-Tobacco User	36	604.61	665.07	
22444PA0010035	Rating Area 6	Tobacco User/Non-Tobacco User	37	608.54	669.49	
22444PA0010035	Rating Area 6	Tobacco User/Non-Tobacco User	38	612.47	673.91	
22444PA0010035	Rating Area 6	Tobacco User/Non-Tobacco User	39	620.33	682.27	
22444PA0010035	Rating Area 6	Tobacco User/Non-Tobacco User	40	628.20	691.12	
22444PA0010035	Rating Area 6	Tobacco User/Non-Tobacco User	41	640.00	703.90	
22444PA0010035	Rating Area 6	Tobacco User/Non-Tobacco User	42	651.30	716.68	
22444PA0010035	Rating Area 6	Tobacco User/Non-Tobacco User	43	667.03	733.88	
22444PA0010035	Rating Area 6	Tobacco User/Non-Tobacco User	44	686.69	755.51	
22444PA0010035	Rating Area 6	Tobacco User/Non-Tobacco User	45	709.80	780.58	
22444PA0010035	Rating Area 6	Tobacco User/Non-Tobacco User	46	737.32	811.06	
22444PA0010035	Rating Area 6	Tobacco User/Non-Tobacco User	47	768.29	844.97	
22444PA0010035	Rating Area 6	Tobacco User/Non-Tobacco User	48	803.68	884.30	
22444PA0010035	Rating Area 6	Tobacco User/Non-Tobacco User	49	838.58	922.64	
22444PA0010035	Rating Area 6	Tobacco User/Non-Tobacco User	50	877.91	965.89	
22444PA0010035	Rating Area 6	Tobacco User/Non-Tobacco User	51	916.74	1008.66	
22444PA0010035	Rating Area 6	Tobacco User/Non-Tobacco User	52	959.50	1055.36	
22444PA0010035	Rating Area 6	Tobacco User/Non-Tobacco User	53	1002.76	1103.04	
22444PA0010035	Rating Area 6	Tobacco User/Non-Tobacco User	54	1049.46	1154.16	
22444PA0010035	Rating Area 6	Tobacco User/Non-Tobacco User	55	1096.15	1205.77	
22444PA0010035	Rating Area 6	Tobacco User/Non-Tobacco User	56	1146.78	1261.31	
22444PA0010035	Rating Area 6	Tobacco User/Non-Tobacco User	57	1197.90	1317.84	
22444PA0010035	Rating Area 6	Tobacco User/Non-Tobacco User	58	1252.47	1377.81	
22444PA0010035	Rating Area 6	Tobacco User/Non-Tobacco User	59	1279.50	1407.30	
22444PA0010035	Rating Area 6	Tobacco User/Non-Tobacco User	60	1334.06	1467.27	
22444PA0010035	Rating Area 6	Tobacco User/Non-Tobacco User	61	1381.25	1519.38	
22444PA0010035	Rating Area 6	Tobacco User/Non-Tobacco User	62	1412.22	1553.29	
22444PA0010035	Rating Area 6	Tobacco User/Non-Tobacco User	63	1451.05	1596.06	
22444PA0010035	Rating Area 6	Tobacco User/Non-Tobacco User	64 and over	1474.65	1622.11	
22444PA0010035	Rating Area 9	Tobacco User/Non-Tobacco User	0-14	451.24	451.24	
22444PA0010035	Rating Area 9	Tobacco User/Non-Tobacco User	15	491.35	491.35	
22444PA0010035	Rating Area 9	Tobacco User/Non-Tobacco User	16	506.69	506.69	
22444PA0010035	Rating Area 9	Tobacco User/Non-Tobacco User	17	522.03	522.03	
22444PA0010035	Rating Area 9	Tobacco User/Non-Tobacco User	18	538.54	538.54	
22444PA0010035	Rating Area 9	Tobacco User/Non-Tobacco User	19	555.06	555.06	
22444PA0010035	Rating Area 9	Tobacco User/Non-Tobacco User	20	572.16	572.16	
22444PA0010035	Rating Area 9	Tobacco User/Non-Tobacco User	21	589.86	648.85	
22444PA0010035	Rating Area 9	Tobacco User/Non-Tobacco User	22	589.86	648.85	
22444PA0010035	Rating Area 9	Tobacco User/Non-Tobacco User	23	589.86	648.85	
22444PA0010035	Rating Area 9	Tobacco User/Non-Tobacco User	24	589.86	648.85	

22444PA0010035	Rating Area 9	Tobacco User/Non-Tobacco User	25	592.22	651.20
22444PA0010035	Rating Area 9	Tobacco User/Non-Tobacco User	26	604.02	664.18
22444PA0010035	Rating Area 9	Tobacco User/Non-Tobacco User	27	618.17	680.11
22444PA0010035	Rating Area 9	Tobacco User/Non-Tobacco User	28	641.18	705.47
22444PA0010035	Rating Area 9	Tobacco User/Non-Tobacco User	29	660.05	726.12
22444PA0010035	Rating Area 9	Tobacco User/Non-Tobacco User	30	669.49	736.73
22444PA0010035	Rating Area 9	Tobacco User/Non-Tobacco User	31	683.65	752.07
22444PA0010035	Rating Area 9	Tobacco User/Non-Tobacco User	32	697.80	767.41
22444PA0010035	Rating Area 9	Tobacco User/Non-Tobacco User	33	706.65	777.43
22444PA0010035	Rating Area 9	Tobacco User/Non-Tobacco User	34	716.09	787.46
22444PA0010035	Rating Area 9	Tobacco User/Non-Tobacco User	35	720.81	792.77
22444PA0010035	Rating Area 9	Tobacco User/Non-Tobacco User	36	725.53	798.08
22444PA0010035	Rating Area 9	Tobacco User/Non-Tobacco User	37	730.25	803.39
22444PA0010035	Rating Area 9	Tobacco User/Non-Tobacco User	38	734.96	808.70
22444PA0010035	Rating Area 9	Tobacco User/Non-Tobacco User	39	744.40	818.72
22444PA0010035	Rating Area 9	Tobacco User/Non-Tobacco User	40	753.84	829.34
22444PA0010035	Rating Area 9	Tobacco User/Non-Tobacco User	41	768.00	844.68
22444PA0010035	Rating Area 9	Tobacco User/Non-Tobacco User	42	781.56	860.01
22444PA0010035	Rating Area 9	Tobacco User/Non-Tobacco User	43	800.44	880.66
22444PA0010035	Rating Area 9	Tobacco User/Non-Tobacco User	44	824.03	906.61
22444PA0010035	Rating Area 9	Tobacco User/Non-Tobacco User	45	851.76	936.70
22444PA0010035	Rating Area 9	Tobacco User/Non-Tobacco User	46	884.79	973.27
22444PA0010035	Rating Area 9	Tobacco User/Non-Tobacco User	47	921.95	1013.97
22444PA0010035	Rating Area 9	Tobacco User/Non-Tobacco User	48	964.42	1061.16
22444PA0010035	Rating Area 9	Tobacco User/Non-Tobacco User	49	1006.30	1107.16
22444PA0010035	Rating Area 9	Tobacco User/Non-Tobacco User	50	1053.49	1159.07
22444PA0010035	Rating Area 9	Tobacco User/Non-Tobacco User	51	1100.09	1210.39
22444PA0010035	Rating Area 9	Tobacco User/Non-Tobacco User	52	1151.40	1266.43
22444PA0010035	Rating Area 9	Tobacco User/Non-Tobacco User	53	1203.31	1323.64
22444PA0010035	Rating Area 9	Tobacco User/Non-Tobacco User	54	1259.35	1384.99
22444PA0010035	Rating Area 9	Tobacco User/Non-Tobacco User	55	1315.39	1446.92
22444PA0010035	Rating Area 9	Tobacco User/Non-Tobacco User	56	1376.14	1513.58
22444PA0010035	Rating Area 9	Tobacco User/Non-Tobacco User	57	1437.49	1581.41
22444PA0010035	Rating Area 9	Tobacco User/Non-Tobacco User	58	1502.96	1653.37
22444PA0010035	Rating Area 9	Tobacco User/Non-Tobacco User	59	1535.40	1688.77
22444PA0010035	Rating Area 9	Tobacco User/Non-Tobacco User	60	1600.88	1760.73
22444PA0010035	Rating Area 9	Tobacco User/Non-Tobacco User	61	1657.50	1823.25
22444PA0010035	Rating Area 9	Tobacco User/Non-Tobacco User	62	1694.66	1863.95
22444PA0010035	Rating Area 9	Tobacco User/Non-Tobacco User	63	1741.26	1915.27
22444PA0010035	Rating Area 9	Tobacco User/Non-Tobacco User	64 and over	1769.58	1946.53
22444PA0010036	Rating Area 6	Tobacco User/Non-Tobacco User	0-14	376.03	376.03
22444PA0010036	Rating Area 6	Tobacco User/Non-Tobacco User	15	409.46	409.46
22444PA0010036	Rating Area 6	Tobacco User/Non-Tobacco User	16	422.24	422.24
22444PA0010036	Rating Area 6	Tobacco User/Non-Tobacco User	17	435.02	435.02
22444PA0010036	Rating Area 6	Tobacco User/Non-Tobacco User	18	448.78	448.78
22444PA0010036	Rating Area 6	Tobacco User/Non-Tobacco User	19	462.55	462.55
22444PA0010036	Rating Area 6	Tobacco User/Non-Tobacco User	20	476.80	476.80
22444PA0010036	Rating Area 6	Tobacco User/Non-Tobacco User	21	491.55	540.71
22444PA0010036	Rating Area 6	Tobacco User/Non-Tobacco User	22	491.55	540.71
22444PA0010036	Rating Area 6	Tobacco User/Non-Tobacco User	23	491.55	540.71
22444PA0010036	Rating Area 6	Tobacco User/Non-Tobacco User	24	491.55	540.71
22444PA0010036	Rating Area 6	Tobacco User/Non-Tobacco User	25	493.52	542.67
22444PA0010036	Rating Area 6	Tobacco User/Non-Tobacco User	26	503.35	553.48
22444PA0010036	Rating Area 6	Tobacco User/Non-Tobacco User	27	515.14	566.76
22444PA0010036	Rating Area 6	Tobacco User/Non-Tobacco User	28	534.31	587.89
22444PA0010036	Rating Area 6	Tobacco User/Non-Tobacco User	29	550.04	605.10
22444PA0010036	Rating Area 6	Tobacco User/Non-Tobacco User	30	557.91	613.94
22444PA0010036	Rating Area 6	Tobacco User/Non-Tobacco User	31	569.71	626.72
22444PA0010036	Rating Area 6	Tobacco User/Non-Tobacco User	32	581.50	639.51
22444PA0010036	Rating Area 6	Tobacco User/Non-Tobacco User	33	588.88	647.86
22444PA0010036	Rating Area 6	Tobacco User/Non-Tobacco User	34	596.74	656.22
22444PA0010036	Rating Area 6	Tobacco User/Non-Tobacco User	35	600.67	660.64
22444PA0010036	Rating Area 6	Tobacco User/Non-Tobacco User	36	604.61	665.07
22444PA0010036	Rating Area 6	Tobacco User/Non-Tobacco User	37	608.54	669.49
22444PA0010036	Rating Area 6	Tobacco User/Non-Tobacco User	38	612.47	673.91
22444PA0010036	Rating Area 6	Tobacco User/Non-Tobacco User	39	620.33	682.27
22444PA0010036	Rating Area 6	Tobacco User/Non-Tobacco User	40	628.20	691.12
22444PA0010036	Rating Area 6	Tobacco User/Non-Tobacco User	41	640.00	703.90
22444PA0010036	Rating Area 6	Tobacco User/Non-Tobacco User	42	651.30	716.68
22444PA0010036	Rating Area 6	Tobacco User/Non-Tobacco User	43	667.03	733.88
22444PA0010036	Rating Area 6	Tobacco User/Non-Tobacco User	44	686.69	755.51
22444PA0010036	Rating Area 6	Tobacco User/Non-Tobacco User	45	709.80	780.58
22444PA0010036	Rating Area 6	Tobacco User/Non-Tobacco User	46	737.32	811.06
22444PA0010036	Rating Area 6	Tobacco User/Non-Tobacco User	47	768.29	844.97
22444PA0010036	Rating Area 6	Tobacco User/Non-Tobacco User	48	803.68	884.30
22444PA0010036	Rating Area 6	Tobacco User/Non-Tobacco User	49	838.58	922.64
22444PA0010036	Rating Area 6	Tobacco User/Non-Tobacco User	50	877.91	965.89
22444PA0010036	Rating Area 6	Tobacco User/Non-Tobacco User	51	916.74	1008.66
22444PA0010036	Rating Area 6	Tobacco User/Non-Tobacco User	52	959.50	1055.36
22444PA0010036	Rating Area 6	Tobacco User/Non-Tobacco User	53	1002.76	1103.04
22444PA0010036	Rating Area 6	Tobacco User/Non-Tobacco User	54	1049.46	1154.16
22444PA0010036	Rating Area 6	Tobacco User/Non-Tobacco User	55	1096.15	1205.77
22444PA0010036	Rating Area 6	Tobacco User/Non-Tobacco User	56	1146.78	1261.31
22444PA0010036	Rating Area 6	Tobacco User/Non-Tobacco User	57	1197.90	1317.84
22444PA0010036	Rating Area 6	Tobacco User/Non-Tobacco User	58	1252.47	1377.81
22444PA0010036	Rating Area 6	Tobacco User/Non-Tobacco User	59	1279.50	1407.30
22444PA0010036	Rating Area 6	Tobacco User/Non-Tobacco User	60	1334.06	1467.27
22444PA0010036	Rating Area 6	Tobacco User/Non-Tobacco User	61	1381.25	1519.38
22444PA0010036	Rating Area 6	Tobacco User/Non-Tobacco User	62	1412.22	1553.29
22444PA0010036	Rating Area 6	Tobacco User/Non-Tobacco User	63	1451.05	1596.06
22444PA0010036	Rating Area 6	Tobacco User/Non-Tobacco User	64 and over	1474.65	1622.11
22444PA0010038	Rating Area 3	Tobacco User/Non-Tobacco User	0-14	393.13	393.13
22444PA0010038	Rating Area 3	Tobacco User/Non-Tobacco User	15	428.07	428.07
22444PA0010038	Rating Area 3	Tobacco User/Non-Tobacco User	16	441.43	441.43
22444PA0010038	Rating Area 3	Tobacco User/Non-Tobacco User	17	454.80	454.80
22444PA0010038	Rating Area 3	Tobacco User/Non-Tobacco User	18	469.18	469.18
22444PA0010038	Rating Area 3	Tobacco User/Non-Tobacco User	19	483.57	483.57
22444PA0010038	Rating Area 3	Tobacco User/Non-Tobacco User	20	498.48	498.48
22444PA0010038	Rating Area 3	Tobacco User/Non-Tobacco User	21	513.90	565.29
22444PA0010038	Rating Area 3	Tobacco User/Non-Tobacco User	22	513.90	565.29
22444PA0010038	Rating Area 3	Tobacco User/Non-Tobacco User	23	513.90	565.29
22444PA0010038	Rating Area 3	Tobacco User/Non-Tobacco User	24	513.90	565.29
22444PA0010038	Rating Area 3	Tobacco User/Non-Tobacco User	25	515.95	567.34
22444PA0010038	Rating Area 3	Tobacco User/Non-Tobacco User	26	526.23	578.64
22444PA0010038	Rating Area 3	Tobacco User/Non-Tobacco User	27	538.56	592.52
22444PA0010038	Rating Area 3	Tobacco User/Non-Tobacco User	28	558.60	614.62
22444PA0010038	Rating Area 3	Tobacco User/Non-Tobacco User	29	575.05	632.60
22444PA0010038	Rating Area 3	Tobacco User/Non-Tobacco User	30	583.27	641.85
22444PA0010038	Rating Area 3	Tobacco User/Non-Tobacco User	31	595.60	655.21
22444PA0010038	Rating Area 3	Tobacco User/Non-Tobacco User	32	607.94	668.57
22444PA0010038	Rating Area 3	Tobacco User/Non-Tobacco User	33	615.64	677.31

22444PA0010038	Rating Area 3	Tobacco User/Non-Tobacco User	34	623.87	686.05
22444PA0010038	Rating Area 3	Tobacco User/Non-Tobacco User	35	627.98	690.67
22444PA0010038	Rating Area 3	Tobacco User/Non-Tobacco User	36	632.09	695.30
22444PA0010038	Rating Area 3	Tobacco User/Non-Tobacco User	37	636.20	699.92
22444PA0010038	Rating Area 3	Tobacco User/Non-Tobacco User	38	640.31	704.55
22444PA0010038	Rating Area 3	Tobacco User/Non-Tobacco User	39	648.53	713.28
22444PA0010038	Rating Area 3	Tobacco User/Non-Tobacco User	40	656.76	722.53
22444PA0010038	Rating Area 3	Tobacco User/Non-Tobacco User	41	669.09	735.89
22444PA0010038	Rating Area 3	Tobacco User/Non-Tobacco User	42	680.91	749.26
22444PA0010038	Rating Area 3	Tobacco User/Non-Tobacco User	43	697.35	767.24
22444PA0010038	Rating Area 3	Tobacco User/Non-Tobacco User	44	717.91	789.85
22444PA0010038	Rating Area 3	Tobacco User/Non-Tobacco User	45	742.06	816.06
22444PA0010038	Rating Area 3	Tobacco User/Non-Tobacco User	46	770.84	847.92
22444PA0010038	Rating Area 3	Tobacco User/Non-Tobacco User	47	803.21	883.38
22444PA0010038	Rating Area 3	Tobacco User/Non-Tobacco User	48	840.22	924.49
22444PA0010038	Rating Area 3	Tobacco User/Non-Tobacco User	49	876.70	964.58
22444PA0010038	Rating Area 3	Tobacco User/Non-Tobacco User	50	917.81	1009.80
22444PA0010038	Rating Area 3	Tobacco User/Non-Tobacco User	51	958.41	1054.51
22444PA0010038	Rating Area 3	Tobacco User/Non-Tobacco User	52	1003.12	1103.33
22444PA0010038	Rating Area 3	Tobacco User/Non-Tobacco User	53	1048.34	1153.18
22444PA0010038	Rating Area 3	Tobacco User/Non-Tobacco User	54	1097.16	1206.62
22444PA0010038	Rating Area 3	Tobacco User/Non-Tobacco User	55	1145.98	1260.58
22444PA0010038	Rating Area 3	Tobacco User/Non-Tobacco User	56	1198.91	1318.65
22444PA0010038	Rating Area 3	Tobacco User/Non-Tobacco User	57	1252.36	1377.75
22444PA0010038	Rating Area 3	Tobacco User/Non-Tobacco User	58	1309.40	1440.44
22444PA0010038	Rating Area 3	Tobacco User/Non-Tobacco User	59	1337.66	1471.28
22444PA0010038	Rating Area 3	Tobacco User/Non-Tobacco User	60	1394.71	1533.97
22444PA0010038	Rating Area 3	Tobacco User/Non-Tobacco User	61	1444.04	1588.44
22444PA0010038	Rating Area 3	Tobacco User/Non-Tobacco User	62	1476.41	1623.90
22444PA0010038	Rating Area 3	Tobacco User/Non-Tobacco User	63	1517.01	1668.61
22444PA0010038	Rating Area 3	Tobacco User/Non-Tobacco User	64 and over	1541.68	1695.85
22444PA0010038	Rating Area 6	Tobacco User/Non-Tobacco User	0-14	413.82	413.82
22444PA0010038	Rating Area 6	Tobacco User/Non-Tobacco User	15	450.60	450.60
22444PA0010038	Rating Area 6	Tobacco User/Non-Tobacco User	16	464.67	464.67
22444PA0010038	Rating Area 6	Tobacco User/Non-Tobacco User	17	478.73	478.73
22444PA0010038	Rating Area 6	Tobacco User/Non-Tobacco User	18	493.88	493.88
22444PA0010038	Rating Area 6	Tobacco User/Non-Tobacco User	19	509.02	509.02
22444PA0010038	Rating Area 6	Tobacco User/Non-Tobacco User	20	524.71	524.71
22444PA0010038	Rating Area 6	Tobacco User/Non-Tobacco User	21	540.94	595.04
22444PA0010038	Rating Area 6	Tobacco User/Non-Tobacco User	22	540.94	595.04
22444PA0010038	Rating Area 6	Tobacco User/Non-Tobacco User	23	540.94	595.04
22444PA0010038	Rating Area 6	Tobacco User/Non-Tobacco User	24	540.94	595.04
22444PA0010038	Rating Area 6	Tobacco User/Non-Tobacco User	25	543.10	597.20
22444PA0010038	Rating Area 6	Tobacco User/Non-Tobacco User	26	553.92	609.10
22444PA0010038	Rating Area 6	Tobacco User/Non-Tobacco User	27	566.91	623.70
22444PA0010038	Rating Area 6	Tobacco User/Non-Tobacco User	28	588.00	646.96
22444PA0010038	Rating Area 6	Tobacco User/Non-Tobacco User	29	605.31	665.90
22444PA0010038	Rating Area 6	Tobacco User/Non-Tobacco User	30	613.97	675.63
22444PA0010038	Rating Area 6	Tobacco User/Non-Tobacco User	31	626.95	689.70
22444PA0010038	Rating Area 6	Tobacco User/Non-Tobacco User	32	639.93	703.76
22444PA0010038	Rating Area 6	Tobacco User/Non-Tobacco User	33	648.05	712.96
22444PA0010038	Rating Area 6	Tobacco User/Non-Tobacco User	34	656.70	722.15
22444PA0010038	Rating Area 6	Tobacco User/Non-Tobacco User	35	661.03	727.02
22444PA0010038	Rating Area 6	Tobacco User/Non-Tobacco User	36	665.36	731.89
22444PA0010038	Rating Area 6	Tobacco User/Non-Tobacco User	37	669.68	736.76
22444PA0010038	Rating Area 6	Tobacco User/Non-Tobacco User	38	674.01	741.63
22444PA0010038	Rating Area 6	Tobacco User/Non-Tobacco User	39	682.67	750.82
22444PA0010038	Rating Area 6	Tobacco User/Non-Tobacco User	40	691.32	760.56
22444PA0010038	Rating Area 6	Tobacco User/Non-Tobacco User	41	704.30	774.63
22444PA0010038	Rating Area 6	Tobacco User/Non-Tobacco User	42	716.75	788.69
22444PA0010038	Rating Area 6	Tobacco User/Non-Tobacco User	43	734.06	807.62
22444PA0010038	Rating Area 6	Tobacco User/Non-Tobacco User	44	755.69	831.42
22444PA0010038	Rating Area 6	Tobacco User/Non-Tobacco User	45	781.12	859.01
22444PA0010038	Rating Area 6	Tobacco User/Non-Tobacco User	46	811.41	892.55
22444PA0010038	Rating Area 6	Tobacco User/Non-Tobacco User	47	845.49	929.88
22444PA0010038	Rating Area 6	Tobacco User/Non-Tobacco User	48	884.44	973.15

22444PA0010038	Rating Area 6	Tobacco User/Non-Tobacco User	49	922.84	1015.34
22444PA0010038	Rating Area 6	Tobacco User/Non-Tobacco User	50	966.12	1062.95
22444PA0010038	Rating Area 6	Tobacco User/Non-Tobacco User	51	1008.85	1110.01
22444PA0010038	Rating Area 6	Tobacco User/Non-Tobacco User	52	1055.91	1161.40
22444PA0010038	Rating Area 6	Tobacco User/Non-Tobacco User	53	1103.52	1213.87
22444PA0010038	Rating Area 6	Tobacco User/Non-Tobacco User	54	1154.91	1270.13
22444PA0010038	Rating Area 6	Tobacco User/Non-Tobacco User	55	1206.30	1326.93
22444PA0010038	Rating Area 6	Tobacco User/Non-Tobacco User	56	1262.01	1388.05
22444PA0010038	Rating Area 6	Tobacco User/Non-Tobacco User	57	1318.27	1450.26
22444PA0010038	Rating Area 6	Tobacco User/Non-Tobacco User	58	1378.32	1516.25
22444PA0010038	Rating Area 6	Tobacco User/Non-Tobacco User	59	1408.07	1548.71
22444PA0010038	Rating Area 6	Tobacco User/Non-Tobacco User	60	1468.11	1614.71
22444PA0010038	Rating Area 6	Tobacco User/Non-Tobacco User	61	1520.04	1672.05
22444PA0010038	Rating Area 6	Tobacco User/Non-Tobacco User	62	1554.12	1709.37
22444PA0010038	Rating Area 6	Tobacco User/Non-Tobacco User	63	1596.85	1756.43
22444PA0010038	Rating Area 6	Tobacco User/Non-Tobacco User	64 and over	1622.82	1785.10
22444PA0010038	Rating Area 9	Tobacco User/Non-Tobacco User	0-14	496.58	496.58
22444PA0010038	Rating Area 9	Tobacco User/Non-Tobacco User	15	540.72	540.72
22444PA0010038	Rating Area 9	Tobacco User/Non-Tobacco User	16	557.60	557.60
22444PA0010038	Rating Area 9	Tobacco User/Non-Tobacco User	17	574.48	574.48
22444PA0010038	Rating Area 9	Tobacco User/Non-Tobacco User	18	592.65	592.65
22444PA0010038	Rating Area 9	Tobacco User/Non-Tobacco User	19	610.83	610.83
22444PA0010038	Rating Area 9	Tobacco User/Non-Tobacco User	20	629.65	629.65
22444PA0010038	Rating Area 9	Tobacco User/Non-Tobacco User	21	649.13	714.05
22444PA0010038	Rating Area 9	Tobacco User/Non-Tobacco User	22	649.13	714.05
22444PA0010038	Rating Area 9	Tobacco User/Non-Tobacco User	23	649.13	714.05
22444PA0010038	Rating Area 9	Tobacco User/Non-Tobacco User	24	649.13	714.05
22444PA0010038	Rating Area 9	Tobacco User/Non-Tobacco User	25	651.72	716.64
22444PA0010038	Rating Area 9	Tobacco User/Non-Tobacco User	26	664.71	730.92
22444PA0010038	Rating Area 9	Tobacco User/Non-Tobacco User	27	680.29	748.44
22444PA0010038	Rating Area 9	Tobacco User/Non-Tobacco User	28	705.60	776.36
22444PA0010038	Rating Area 9	Tobacco User/Non-Tobacco User	29	726.37	799.08
22444PA0010038	Rating Area 9	Tobacco User/Non-Tobacco User	30	736.76	810.76
22444PA0010038	Rating Area 9	Tobacco User/Non-Tobacco User	31	752.34	827.64
22444PA0010038	Rating Area 9	Tobacco User/Non-Tobacco User	32	767.92	844.52
22444PA0010038	Rating Area 9	Tobacco User/Non-Tobacco User	33	777.66	855.55
22444PA0010038	Rating Area 9	Tobacco User/Non-Tobacco User	34	788.04	866.59
22444PA0010038	Rating Area 9	Tobacco User/Non-Tobacco User	35	793.23	872.43
22444PA0010038	Rating Area 9	Tobacco User/Non-Tobacco User	36	798.43	878.27
22444PA0010038	Rating Area 9	Tobacco User/Non-Tobacco User	37	803.62	884.11
22444PA0010038	Rating Area 9	Tobacco User/Non-Tobacco User	38	808.81	889.95
22444PA0010038	Rating Area 9	Tobacco User/Non-Tobacco User	39	819.20	900.99
22444PA0010038	Rating Area 9	Tobacco User/Non-Tobacco User	40	829.59	912.67
22444PA0010038	Rating Area 9	Tobacco User/Non-Tobacco User	41	845.16	929.55
22444PA0010038	Rating Area 9	Tobacco User/Non-Tobacco User	42	860.09	946.43
22444PA0010038	Rating Area 9	Tobacco User/Non-Tobacco User	43	880.87	969.15
22444PA0010038	Rating Area 9	Tobacco User/Non-Tobacco User	44	906.83	997.71
22444PA0010038	Rating Area 9	Tobacco User/Non-Tobacco User	45	937.34	1030.82
22444PA0010038	Rating Area 9	Tobacco User/Non-Tobacco User	46	973.69	1071.06
22444PA0010038	Rating Area 9	Tobacco User/Non-Tobacco User	47	1014.59	1115.85
22444PA0010038	Rating Area 9	Tobacco User/Non-Tobacco User	48	1061.32	1167.78
22444PA0010038	Rating Area 9	Tobacco User/Non-Tobacco User	49	1107.41	1218.41
22444PA0010038	Rating Area 9	Tobacco User/Non-Tobacco User	50	1159.34	1275.54
22444PA0010038	Rating Area 9	Tobacco User/Non-Tobacco User	51	1210.62	1332.01
22444PA0010038	Rating Area 9	Tobacco User/Non-Tobacco User	52	1267.10	1393.68
22444PA0010038	Rating Area 9	Tobacco User/Non-Tobacco User	53	1324.22	1456.64
22444PA0010038	Rating Area 9	Tobacco User/Non-Tobacco User	54	1385.89	1524.15
22444PA0010038	Rating Area 9	Tobacco User/Non-Tobacco User	55	1447.56	1592.31
22444PA0010038	Rating Area 9	Tobacco User/Non-Tobacco User	56	1514.42	1665.66
22444PA0010038	Rating Area 9	Tobacco User/Non-Tobacco User	57	1581.92	1740.31
22444PA0010038	Rating Area 9	Tobacco User/Non-Tobacco User	58	1653.98	1819.51
22444PA0010038	Rating Area 9	Tobacco User/Non-Tobacco User	59	1689.68	1858.45
22444PA0010038	Rating Area 9	Tobacco User/Non-Tobacco User	60	1761.73	1937.65
22444PA0010038	Rating Area 9	Tobacco User/Non-Tobacco User	61	1824.05	2006.45
22444PA0010038	Rating Area 9	Tobacco User/Non-Tobacco User	62	1864.94	2051.24
22444PA0010038	Rating Area 9	Tobacco User/Non-Tobacco User	63	1916.23	2107.72

22444PA0010038	Rating Area 9	Tobacco User/Non-Tobacco User	64 and over	1947.38	2142.12
22444PA0010039	Rating Area 7	Tobacco User/Non-Tobacco User	0-14	517.27	517.27
22444PA0010039	Rating Area 7	Tobacco User/Non-Tobacco User	15	563.25	563.25
22444PA0010039	Rating Area 7	Tobacco User/Non-Tobacco User	16	580.83	580.83
22444PA0010039	Rating Area 7	Tobacco User/Non-Tobacco User	17	598.41	598.41
22444PA0010039	Rating Area 7	Tobacco User/Non-Tobacco User	18	617.35	617.35
22444PA0010039	Rating Area 7	Tobacco User/Non-Tobacco User	19	636.28	636.28
22444PA0010039	Rating Area 7	Tobacco User/Non-Tobacco User	20	655.89	655.89
22444PA0010039	Rating Area 7	Tobacco User/Non-Tobacco User	21	676.18	743.80
22444PA0010039	Rating Area 7	Tobacco User/Non-Tobacco User	22	676.18	743.80
22444PA0010039	Rating Area 7	Tobacco User/Non-Tobacco User	23	676.18	743.80
22444PA0010039	Rating Area 7	Tobacco User/Non-Tobacco User	24	676.18	743.80
22444PA0010039	Rating Area 7	Tobacco User/Non-Tobacco User	25	678.88	746.50
22444PA0010039	Rating Area 7	Tobacco User/Non-Tobacco User	26	692.40	761.37
22444PA0010039	Rating Area 7	Tobacco User/Non-Tobacco User	27	708.63	779.63
22444PA0010039	Rating Area 7	Tobacco User/Non-Tobacco User	28	735.00	808.71
22444PA0010039	Rating Area 7	Tobacco User/Non-Tobacco User	29	756.64	832.37
22444PA0010039	Rating Area 7	Tobacco User/Non-Tobacco User	30	767.46	844.54
22444PA0010039	Rating Area 7	Tobacco User/Non-Tobacco User	31	783.69	862.12
22444PA0010039	Rating Area 7	Tobacco User/Non-Tobacco User	32	799.92	879.70
22444PA0010039	Rating Area 7	Tobacco User/Non-Tobacco User	33	810.06	891.20
22444PA0010039	Rating Area 7	Tobacco User/Non-Tobacco User	34	820.88	902.69
22444PA0010039	Rating Area 7	Tobacco User/Non-Tobacco User	35	826.29	908.78
22444PA0010039	Rating Area 7	Tobacco User/Non-Tobacco User	36	831.70	914.86
22444PA0010039	Rating Area 7	Tobacco User/Non-Tobacco User	37	837.10	920.95
22444PA0010039	Rating Area 7	Tobacco User/Non-Tobacco User	38	842.51	927.04
22444PA0010039	Rating Area 7	Tobacco User/Non-Tobacco User	39	853.33	938.53
22444PA0010039	Rating Area 7	Tobacco User/Non-Tobacco User	40	864.15	950.70
22444PA0010039	Rating Area 7	Tobacco User/Non-Tobacco User	41	880.38	968.28
22444PA0010039	Rating Area 7	Tobacco User/Non-Tobacco User	42	895.93	985.86
22444PA0010039	Rating Area 7	Tobacco User/Non-Tobacco User	43	917.57	1009.53
22444PA0010039	Rating Area 7	Tobacco User/Non-Tobacco User	44	944.62	1039.28
22444PA0010039	Rating Area 7	Tobacco User/Non-Tobacco User	45	976.40	1073.77
22444PA0010039	Rating Area 7	Tobacco User/Non-Tobacco User	46	1014.26	1115.69
22444PA0010039	Rating Area 7	Tobacco User/Non-Tobacco User	47	1056.86	1162.34
22444PA0010039	Rating Area 7	Tobacco User/Non-Tobacco User	48	1105.55	1216.44
22444PA0010039	Rating Area 7	Tobacco User/Non-Tobacco User	49	1153.55	1269.18
22444PA0010039	Rating Area 7	Tobacco User/Non-Tobacco User	50	1207.65	1328.68
22444PA0010039	Rating Area 7	Tobacco User/Non-Tobacco User	51	1261.07	1387.51
22444PA0010039	Rating Area 7	Tobacco User/Non-Tobacco User	52	1319.89	1451.75
22444PA0010039	Rating Area 7	Tobacco User/Non-Tobacco User	53	1379.40	1517.34
22444PA0010039	Rating Area 7	Tobacco User/Non-Tobacco User	54	1443.63	1587.66
22444PA0010039	Rating Area 7	Tobacco User/Non-Tobacco User	55	1507.87	1658.66
22444PA0010039	Rating Area 7	Tobacco User/Non-Tobacco User	56	1577.52	1735.07
22444PA0010039	Rating Area 7	Tobacco User/Non-Tobacco User	57	1647.84	1812.83
22444PA0010039	Rating Area 7	Tobacco User/Non-Tobacco User	58	1722.89	1895.32
22444PA0010039	Rating Area 7	Tobacco User/Non-Tobacco User	59	1760.08	1935.89
22444PA0010039	Rating Area 7	Tobacco User/Non-Tobacco User	60	1835.14	2018.38
22444PA0010039	Rating Area 7	Tobacco User/Non-Tobacco User	61	1900.05	2090.06
22444PA0010039	Rating Area 7	Tobacco User/Non-Tobacco User	62	1942.65	2136.71
22444PA0010039	Rating Area 7	Tobacco User/Non-Tobacco User	63	1996.07	2195.54
22444PA0010039	Rating Area 7	Tobacco User/Non-Tobacco User	64 and over	2028.53	2231.38
22444PA0010039	Rating Area 9	Tobacco User/Non-Tobacco User	0-14	496.58	496.58
22444PA0010039	Rating Area 9	Tobacco User/Non-Tobacco User	15	540.72	540.72
22444PA0010039	Rating Area 9	Tobacco User/Non-Tobacco User	16	557.60	557.60
22444PA0010039	Rating Area 9	Tobacco User/Non-Tobacco User	17	574.48	574.48
22444PA0010039	Rating Area 9	Tobacco User/Non-Tobacco User	18	592.65	592.65
22444PA0010039	Rating Area 9	Tobacco User/Non-Tobacco User	19	610.83	610.83
22444PA0010039	Rating Area 9	Tobacco User/Non-Tobacco User	20	629.65	629.65
22444PA0010039	Rating Area 9	Tobacco User/Non-Tobacco User	21	649.13	714.05
22444PA0010039	Rating Area 9	Tobacco User/Non-Tobacco User	22	649.13	714.05
22444PA0010039	Rating Area 9	Tobacco User/Non-Tobacco User	23	649.13	714.05
22444PA0010039	Rating Area 9	Tobacco User/Non-Tobacco User	24	649.13	714.05
22444PA0010039	Rating Area 9	Tobacco User/Non-Tobacco User	25	651.72	716.64
22444PA0010039	Rating Area 9	Tobacco User/Non-Tobacco User	26	664.71	730.92
22444PA0010039	Rating Area 9	Tobacco User/Non-Tobacco User	27	680.29	748.44

22444PA0010039	Rating Area 9	Tobacco User/Non-Tobacco User	28	705.60	776.36
22444PA0010039	Rating Area 9	Tobacco User/Non-Tobacco User	29	726.37	799.08
22444PA0010039	Rating Area 9	Tobacco User/Non-Tobacco User	30	736.76	810.76
22444PA0010039	Rating Area 9	Tobacco User/Non-Tobacco User	31	752.34	827.64
22444PA0010039	Rating Area 9	Tobacco User/Non-Tobacco User	32	767.92	844.52
22444PA0010039	Rating Area 9	Tobacco User/Non-Tobacco User	33	777.66	855.55
22444PA0010039	Rating Area 9	Tobacco User/Non-Tobacco User	34	788.04	866.59
22444PA0010039	Rating Area 9	Tobacco User/Non-Tobacco User	35	793.23	872.43
22444PA0010039	Rating Area 9	Tobacco User/Non-Tobacco User	36	798.43	878.27
22444PA0010039	Rating Area 9	Tobacco User/Non-Tobacco User	37	803.62	884.11
22444PA0010039	Rating Area 9	Tobacco User/Non-Tobacco User	38	808.81	889.95
22444PA0010039	Rating Area 9	Tobacco User/Non-Tobacco User	39	819.20	900.99
22444PA0010039	Rating Area 9	Tobacco User/Non-Tobacco User	40	829.59	912.67
22444PA0010039	Rating Area 9	Tobacco User/Non-Tobacco User	41	845.16	929.55
22444PA0010039	Rating Area 9	Tobacco User/Non-Tobacco User	42	860.09	946.43
22444PA0010039	Rating Area 9	Tobacco User/Non-Tobacco User	43	880.87	969.15
22444PA0010039	Rating Area 9	Tobacco User/Non-Tobacco User	44	906.83	997.71
22444PA0010039	Rating Area 9	Tobacco User/Non-Tobacco User	45	937.34	1030.82
22444PA0010039	Rating Area 9	Tobacco User/Non-Tobacco User	46	973.69	1071.06
22444PA0010039	Rating Area 9	Tobacco User/Non-Tobacco User	47	1014.59	1115.85
22444PA0010039	Rating Area 9	Tobacco User/Non-Tobacco User	48	1061.32	1167.78
22444PA0010039	Rating Area 9	Tobacco User/Non-Tobacco User	49	1107.41	1218.41
22444PA0010039	Rating Area 9	Tobacco User/Non-Tobacco User	50	1159.34	1275.54
22444PA0010039	Rating Area 9	Tobacco User/Non-Tobacco User	51	1210.62	1332.01
22444PA0010039	Rating Area 9	Tobacco User/Non-Tobacco User	52	1267.10	1393.68
22444PA0010039	Rating Area 9	Tobacco User/Non-Tobacco User	53	1324.22	1456.64
22444PA0010039	Rating Area 9	Tobacco User/Non-Tobacco User	54	1385.89	1524.15
22444PA0010039	Rating Area 9	Tobacco User/Non-Tobacco User	55	1447.56	1592.31
22444PA0010039	Rating Area 9	Tobacco User/Non-Tobacco User	56	1514.42	1665.66
22444PA0010039	Rating Area 9	Tobacco User/Non-Tobacco User	57	1581.92	1740.31
22444PA0010039	Rating Area 9	Tobacco User/Non-Tobacco User	58	1653.98	1819.51
22444PA0010039	Rating Area 9	Tobacco User/Non-Tobacco User	59	1689.68	1858.45
22444PA0010039	Rating Area 9	Tobacco User/Non-Tobacco User	60	1761.73	1937.65
22444PA0010039	Rating Area 9	Tobacco User/Non-Tobacco User	61	1824.05	2006.45
22444PA0010039	Rating Area 9	Tobacco User/Non-Tobacco User	62	1864.94	2051.24
22444PA0010039	Rating Area 9	Tobacco User/Non-Tobacco User	63	1916.23	2107.72
22444PA0010039	Rating Area 9	Tobacco User/Non-Tobacco User	64 and over	1947.38	2142.12
22444PA0010040	Rating Area 6	Tobacco User/Non-Tobacco User	0-14	413.82	413.82
22444PA0010040	Rating Area 6	Tobacco User/Non-Tobacco User	15	450.60	450.60
22444PA0010040	Rating Area 6	Tobacco User/Non-Tobacco User	16	464.67	464.67
22444PA0010040	Rating Area 6	Tobacco User/Non-Tobacco User	17	478.73	478.73
22444PA0010040	Rating Area 6	Tobacco User/Non-Tobacco User	18	493.88	493.88
22444PA0010040	Rating Area 6	Tobacco User/Non-Tobacco User	19	509.02	509.02
22444PA0010040	Rating Area 6	Tobacco User/Non-Tobacco User	20	524.71	524.71
22444PA0010040	Rating Area 6	Tobacco User/Non-Tobacco User	21	540.94	595.04
22444PA0010040	Rating Area 6	Tobacco User/Non-Tobacco User	22	540.94	595.04
22444PA0010040	Rating Area 6	Tobacco User/Non-Tobacco User	23	540.94	595.04
22444PA0010040	Rating Area 6	Tobacco User/Non-Tobacco User	24	540.94	595.04
22444PA0010040	Rating Area 6	Tobacco User/Non-Tobacco User	25	543.10	597.20
22444PA0010040	Rating Area 6	Tobacco User/Non-Tobacco User	26	553.92	609.10
22444PA0010040	Rating Area 6	Tobacco User/Non-Tobacco User	27	566.91	623.70
22444PA0010040	Rating Area 6	Tobacco User/Non-Tobacco User	28	588.00	646.96
22444PA0010040	Rating Area 6	Tobacco User/Non-Tobacco User	29	605.31	665.90
22444PA0010040	Rating Area 6	Tobacco User/Non-Tobacco User	30	613.97	675.63
22444PA0010040	Rating Area 6	Tobacco User/Non-Tobacco User	31	626.95	689.70
22444PA0010040	Rating Area 6	Tobacco User/Non-Tobacco User	32	639.93	703.76
22444PA0010040	Rating Area 6	Tobacco User/Non-Tobacco User	33	648.05	712.96
22444PA0010040	Rating Area 6	Tobacco User/Non-Tobacco User	34	656.70	722.15
22444PA0010040	Rating Area 6	Tobacco User/Non-Tobacco User	35	661.03	727.02
22444PA0010040	Rating Area 6	Tobacco User/Non-Tobacco User	36	665.36	731.89
22444PA0010040	Rating Area 6	Tobacco User/Non-Tobacco User	37	669.68	736.76
22444PA0010040	Rating Area 6	Tobacco User/Non-Tobacco User	38	674.01	741.63
22444PA0010040	Rating Area 6	Tobacco User/Non-Tobacco User	39	682.67	750.82
22444PA0010040	Rating Area 6	Tobacco User/Non-Tobacco User	40	691.32	760.56
22444PA0010040	Rating Area 6	Tobacco User/Non-Tobacco User	41	704.30	774.63
22444PA0010040	Rating Area 6	Tobacco User/Non-Tobacco User	42	716.75	788.69

22444PA0010040	Rating Area 6	Tobacco User/Non-Tobacco User	43	734.06	807.62
22444PA0010040	Rating Area 6	Tobacco User/Non-Tobacco User	44	755.69	831.42
22444PA0010040	Rating Area 6	Tobacco User/Non-Tobacco User	45	781.12	859.01
22444PA0010040	Rating Area 6	Tobacco User/Non-Tobacco User	46	811.41	892.55
22444PA0010040	Rating Area 6	Tobacco User/Non-Tobacco User	47	845.49	929.88
22444PA0010040	Rating Area 6	Tobacco User/Non-Tobacco User	48	884.44	973.15
22444PA0010040	Rating Area 6	Tobacco User/Non-Tobacco User	49	922.84	1015.34
22444PA0010040	Rating Area 6	Tobacco User/Non-Tobacco User	50	966.12	1062.95
22444PA0010040	Rating Area 6	Tobacco User/Non-Tobacco User	51	1008.85	1110.01
22444PA0010040	Rating Area 6	Tobacco User/Non-Tobacco User	52	1055.91	1161.40
22444PA0010040	Rating Area 6	Tobacco User/Non-Tobacco User	53	1103.52	1213.87
22444PA0010040	Rating Area 6	Tobacco User/Non-Tobacco User	54	1154.91	1270.13
22444PA0010040	Rating Area 6	Tobacco User/Non-Tobacco User	55	1206.30	1326.93
22444PA0010040	Rating Area 6	Tobacco User/Non-Tobacco User	56	1262.01	1388.05
22444PA0010040	Rating Area 6	Tobacco User/Non-Tobacco User	57	1318.27	1450.26
22444PA0010040	Rating Area 6	Tobacco User/Non-Tobacco User	58	1378.32	1516.25
22444PA0010040	Rating Area 6	Tobacco User/Non-Tobacco User	59	1408.07	1548.71
22444PA0010040	Rating Area 6	Tobacco User/Non-Tobacco User	60	1468.11	1614.71
22444PA0010040	Rating Area 6	Tobacco User/Non-Tobacco User	61	1520.04	1672.05
22444PA0010040	Rating Area 6	Tobacco User/Non-Tobacco User	62	1554.12	1709.37
22444PA0010040	Rating Area 6	Tobacco User/Non-Tobacco User	63	1596.85	1756.43
22444PA0010040	Rating Area 6	Tobacco User/Non-Tobacco User	64 and over	1622.82	1785.10
22444PA0010042	Rating Area 7	Tobacco User/Non-Tobacco User	0-14	470.04	470.04
22444PA0010042	Rating Area 7	Tobacco User/Non-Tobacco User	15	511.83	511.83
22444PA0010042	Rating Area 7	Tobacco User/Non-Tobacco User	16	527.80	527.80
22444PA0010042	Rating Area 7	Tobacco User/Non-Tobacco User	17	543.78	543.78
22444PA0010042	Rating Area 7	Tobacco User/Non-Tobacco User	18	560.98	560.98
22444PA0010042	Rating Area 7	Tobacco User/Non-Tobacco User	19	578.18	578.18
22444PA0010042	Rating Area 7	Tobacco User/Non-Tobacco User	20	596.00	596.00
22444PA0010042	Rating Area 7	Tobacco User/Non-Tobacco User	21	614.44	675.88
22444PA0010042	Rating Area 7	Tobacco User/Non-Tobacco User	22	614.44	675.88
22444PA0010042	Rating Area 7	Tobacco User/Non-Tobacco User	23	614.44	675.88
22444PA0010042	Rating Area 7	Tobacco User/Non-Tobacco User	24	614.44	675.88
22444PA0010042	Rating Area 7	Tobacco User/Non-Tobacco User	25	616.89	678.34
22444PA0010042	Rating Area 7	Tobacco User/Non-Tobacco User	26	629.18	691.86
22444PA0010042	Rating Area 7	Tobacco User/Non-Tobacco User	27	643.93	708.44
22444PA0010042	Rating Area 7	Tobacco User/Non-Tobacco User	28	667.89	734.87
22444PA0010042	Rating Area 7	Tobacco User/Non-Tobacco User	29	687.55	756.37
22444PA0010042	Rating Area 7	Tobacco User/Non-Tobacco User	30	697.39	767.43
22444PA0010042	Rating Area 7	Tobacco User/Non-Tobacco User	31	712.13	783.41
22444PA0010042	Rating Area 7	Tobacco User/Non-Tobacco User	32	726.88	799.38
22444PA0010042	Rating Area 7	Tobacco User/Non-Tobacco User	33	736.09	809.83
22444PA0010042	Rating Area 7	Tobacco User/Non-Tobacco User	34	745.93	820.27
22444PA0010042	Rating Area 7	Tobacco User/Non-Tobacco User	35	750.84	825.80
22444PA0010042	Rating Area 7	Tobacco User/Non-Tobacco User	36	755.76	831.33
22444PA0010042	Rating Area 7	Tobacco User/Non-Tobacco User	37	760.67	836.86
22444PA0010042	Rating Area 7	Tobacco User/Non-Tobacco User	38	765.59	842.39
22444PA0010042	Rating Area 7	Tobacco User/Non-Tobacco User	39	775.42	852.84
22444PA0010042	Rating Area 7	Tobacco User/Non-Tobacco User	40	785.25	863.90
22444PA0010042	Rating Area 7	Tobacco User/Non-Tobacco User	41	800.00	879.87
22444PA0010042	Rating Area 7	Tobacco User/Non-Tobacco User	42	814.13	895.85
22444PA0010042	Rating Area 7	Tobacco User/Non-Tobacco User	43	833.79	917.35
22444PA0010042	Rating Area 7	Tobacco User/Non-Tobacco User	44	858.37	944.39
22444PA0010042	Rating Area 7	Tobacco User/Non-Tobacco User	45	887.25	975.72
22444PA0010042	Rating Area 7	Tobacco User/Non-Tobacco User	46	921.65	1013.82
22444PA0010042	Rating Area 7	Tobacco User/Non-Tobacco User	47	960.36	1056.22
22444PA0010042	Rating Area 7	Tobacco User/Non-Tobacco User	48	1004.60	1105.37
22444PA0010042	Rating Area 7	Tobacco User/Non-Tobacco User	49	1048.23	1153.30
22444PA0010042	Rating Area 7	Tobacco User/Non-Tobacco User	50	1097.38	1207.37
22444PA0010042	Rating Area 7	Tobacco User/Non-Tobacco User	51	1145.92	1260.82
22444PA0010042	Rating Area 7	Tobacco User/Non-Tobacco User	52	1199.38	1319.19
22444PA0010042	Rating Area 7	Tobacco User/Non-Tobacco User	53	1253.45	1378.79
22444PA0010042	Rating Area 7	Tobacco User/Non-Tobacco User	54	1311.82	1442.70
22444PA0010042	Rating Area 7	Tobacco User/Non-Tobacco User	55	1370.19	1507.21
22444PA0010042	Rating Area 7	Tobacco User/Non-Tobacco User	56	1433.48	1576.64
22444PA0010042	Rating Area 7	Tobacco User/Non-Tobacco User	57	1497.38	1647.30

22444PA0010042	Rating Area 7	Tobacco User/Non-Tobacco User	58	1565.58	1722.26
22444PA0010042	Rating Area 7	Tobacco User/Non-Tobacco User	59	1599.38	1759.13
22444PA0010042	Rating Area 7	Tobacco User/Non-Tobacco User	60	1667.58	1834.09
22444PA0010042	Rating Area 7	Tobacco User/Non-Tobacco User	61	1726.57	1899.22
22444PA0010042	Rating Area 7	Tobacco User/Non-Tobacco User	62	1765.28	1941.62
22444PA0010042	Rating Area 7	Tobacco User/Non-Tobacco User	63	1813.82	1995.07
22444PA0010042	Rating Area 7	Tobacco User/Non-Tobacco User	64 and over	1843.31	2027.64
22444PA0010042	Rating Area 9	Tobacco User/Non-Tobacco User	0-14	451.24	451.24
22444PA0010042	Rating Area 9	Tobacco User/Non-Tobacco User	15	491.35	491.35
22444PA0010042	Rating Area 9	Tobacco User/Non-Tobacco User	16	506.69	506.69
22444PA0010042	Rating Area 9	Tobacco User/Non-Tobacco User	17	522.03	522.03
22444PA0010042	Rating Area 9	Tobacco User/Non-Tobacco User	18	538.54	538.54
22444PA0010042	Rating Area 9	Tobacco User/Non-Tobacco User	19	555.06	555.06
22444PA0010042	Rating Area 9	Tobacco User/Non-Tobacco User	20	572.16	572.16
22444PA0010042	Rating Area 9	Tobacco User/Non-Tobacco User	21	589.86	648.85
22444PA0010042	Rating Area 9	Tobacco User/Non-Tobacco User	22	589.86	648.85
22444PA0010042	Rating Area 9	Tobacco User/Non-Tobacco User	23	589.86	648.85
22444PA0010042	Rating Area 9	Tobacco User/Non-Tobacco User	24	589.86	648.85
22444PA0010042	Rating Area 9	Tobacco User/Non-Tobacco User	25	592.22	651.20
22444PA0010042	Rating Area 9	Tobacco User/Non-Tobacco User	26	604.02	664.18
22444PA0010042	Rating Area 9	Tobacco User/Non-Tobacco User	27	618.17	680.11
22444PA0010042	Rating Area 9	Tobacco User/Non-Tobacco User	28	641.18	705.47
22444PA0010042	Rating Area 9	Tobacco User/Non-Tobacco User	29	660.05	726.12
22444PA0010042	Rating Area 9	Tobacco User/Non-Tobacco User	30	669.49	736.73
22444PA0010042	Rating Area 9	Tobacco User/Non-Tobacco User	31	683.65	752.07
22444PA0010042	Rating Area 9	Tobacco User/Non-Tobacco User	32	697.80	767.41
22444PA0010042	Rating Area 9	Tobacco User/Non-Tobacco User	33	706.65	777.43
22444PA0010042	Rating Area 9	Tobacco User/Non-Tobacco User	34	716.09	787.46
22444PA0010042	Rating Area 9	Tobacco User/Non-Tobacco User	35	720.81	792.77
22444PA0010042	Rating Area 9	Tobacco User/Non-Tobacco User	36	725.53	798.08
22444PA0010042	Rating Area 9	Tobacco User/Non-Tobacco User	37	730.25	803.39
22444PA0010042	Rating Area 9	Tobacco User/Non-Tobacco User	38	734.96	808.70
22444PA0010042	Rating Area 9	Tobacco User/Non-Tobacco User	39	744.40	818.72
22444PA0010042	Rating Area 9	Tobacco User/Non-Tobacco User	40	753.84	829.34
22444PA0010042	Rating Area 9	Tobacco User/Non-Tobacco User	41	768.00	844.68
22444PA0010042	Rating Area 9	Tobacco User/Non-Tobacco User	42	781.56	860.01
22444PA0010042	Rating Area 9	Tobacco User/Non-Tobacco User	43	800.44	880.66
22444PA0010042	Rating Area 9	Tobacco User/Non-Tobacco User	44	824.03	906.61
22444PA0010042	Rating Area 9	Tobacco User/Non-Tobacco User	45	851.76	936.70
22444PA0010042	Rating Area 9	Tobacco User/Non-Tobacco User	46	884.79	973.27
22444PA0010042	Rating Area 9	Tobacco User/Non-Tobacco User	47	921.95	1013.97
22444PA0010042	Rating Area 9	Tobacco User/Non-Tobacco User	48	964.42	1061.16
22444PA0010042	Rating Area 9	Tobacco User/Non-Tobacco User	49	1006.30	1107.16
22444PA0010042	Rating Area 9	Tobacco User/Non-Tobacco User	50	1053.49	1159.07
22444PA0010042	Rating Area 9	Tobacco User/Non-Tobacco User	51	1100.09	1210.39
22444PA0010042	Rating Area 9	Tobacco User/Non-Tobacco User	52	1151.40	1266.43
22444PA0010042	Rating Area 9	Tobacco User/Non-Tobacco User	53	1203.31	1323.64
22444PA0010042	Rating Area 9	Tobacco User/Non-Tobacco User	54	1259.35	1384.99
22444PA0010042	Rating Area 9	Tobacco User/Non-Tobacco User	55	1315.39	1446.92
22444PA0010042	Rating Area 9	Tobacco User/Non-Tobacco User	56	1376.14	1513.58
22444PA0010042	Rating Area 9	Tobacco User/Non-Tobacco User	57	1437.49	1581.41
22444PA0010042	Rating Area 9	Tobacco User/Non-Tobacco User	58	1502.96	1653.37
22444PA0010042	Rating Area 9	Tobacco User/Non-Tobacco User	59	1535.40	1688.77
22444PA0010042	Rating Area 9	Tobacco User/Non-Tobacco User	60	1600.88	1760.73
22444PA0010042	Rating Area 9	Tobacco User/Non-Tobacco User	61	1657.50	1823.25
22444PA0010042	Rating Area 9	Tobacco User/Non-Tobacco User	62	1694.66	1863.95
22444PA0010042	Rating Area 9	Tobacco User/Non-Tobacco User	63	1741.26	1915.27
22444PA0010042	Rating Area 9	Tobacco User/Non-Tobacco User	64 and over	1769.58	1946.53
22444PA0010045	Rating Area 3	Tobacco User/Non-Tobacco User	0-14	361.13	361.13
22444PA0010045	Rating Area 3	Tobacco User/Non-Tobacco User	15	393.23	393.23
22444PA0010045	Rating Area 3	Tobacco User/Non-Tobacco User	16	405.50	405.50
22444PA0010045	Rating Area 3	Tobacco User/Non-Tobacco User	17	417.78	417.78
22444PA0010045	Rating Area 3	Tobacco User/Non-Tobacco User	18	430.99	430.99
22444PA0010045	Rating Area 3	Tobacco User/Non-Tobacco User	19	444.21	444.21
22444PA0010045	Rating Area 3	Tobacco User/Non-Tobacco User	20	457.90	457.90
22444PA0010045	Rating Area 3	Tobacco User/Non-Tobacco User	21	472.07	519.27

22444PA0010045	Rating Area 3	Tobacco User/Non-Tobacco User	22	472.07	519.27
22444PA0010045	Rating Area 3	Tobacco User/Non-Tobacco User	23	472.07	519.27
22444PA0010045	Rating Area 3	Tobacco User/Non-Tobacco User	24	472.07	519.27
22444PA0010045	Rating Area 3	Tobacco User/Non-Tobacco User	25	473.95	521.16
22444PA0010045	Rating Area 3	Tobacco User/Non-Tobacco User	26	483.39	531.54
22444PA0010045	Rating Area 3	Tobacco User/Non-Tobacco User	27	494.72	544.29
22444PA0010045	Rating Area 3	Tobacco User/Non-Tobacco User	28	513.13	564.59
22444PA0010045	Rating Area 3	Tobacco User/Non-Tobacco User	29	528.24	581.11
22444PA0010045	Rating Area 3	Tobacco User/Non-Tobacco User	30	535.79	589.61
22444PA0010045	Rating Area 3	Tobacco User/Non-Tobacco User	31	547.12	601.88
22444PA0010045	Rating Area 3	Tobacco User/Non-Tobacco User	32	558.45	614.15
22444PA0010045	Rating Area 3	Tobacco User/Non-Tobacco User	33	565.53	622.18
22444PA0010045	Rating Area 3	Tobacco User/Non-Tobacco User	34	573.08	630.20
22444PA0010045	Rating Area 3	Tobacco User/Non-Tobacco User	35	576.86	634.45
22444PA0010045	Rating Area 3	Tobacco User/Non-Tobacco User	36	580.64	638.70
22444PA0010045	Rating Area 3	Tobacco User/Non-Tobacco User	37	584.41	642.95
22444PA0010045	Rating Area 3	Tobacco User/Non-Tobacco User	38	588.19	647.20
22444PA0010045	Rating Area 3	Tobacco User/Non-Tobacco User	39	595.74	655.22
22444PA0010045	Rating Area 3	Tobacco User/Non-Tobacco User	40	603.30	663.72
22444PA0010045	Rating Area 3	Tobacco User/Non-Tobacco User	41	614.63	675.99
22444PA0010045	Rating Area 3	Tobacco User/Non-Tobacco User	42	625.48	688.27
22444PA0010045	Rating Area 3	Tobacco User/Non-Tobacco User	43	640.59	704.79
22444PA0010045	Rating Area 3	Tobacco User/Non-Tobacco User	44	659.47	725.56
22444PA0010045	Rating Area 3	Tobacco User/Non-Tobacco User	45	681.66	749.64
22444PA0010045	Rating Area 3	Tobacco User/Non-Tobacco User	46	708.09	778.90
22444PA0010045	Rating Area 3	Tobacco User/Non-Tobacco User	47	737.83	811.48
22444PA0010045	Rating Area 3	Tobacco User/Non-Tobacco User	48	771.82	849.24
22444PA0010045	Rating Area 3	Tobacco User/Non-Tobacco User	49	805.34	886.06
22444PA0010045	Rating Area 3	Tobacco User/Non-Tobacco User	50	843.10	927.60
22444PA0010045	Rating Area 3	Tobacco User/Non-Tobacco User	51	880.40	968.67
22444PA0010045	Rating Area 3	Tobacco User/Non-Tobacco User	52	921.47	1013.52
22444PA0010045	Rating Area 3	Tobacco User/Non-Tobacco User	53	963.01	1059.31
22444PA0010045	Rating Area 3	Tobacco User/Non-Tobacco User	54	1007.85	1108.40
22444PA0010045	Rating Area 3	Tobacco User/Non-Tobacco User	55	1052.70	1157.97
22444PA0010045	Rating Area 3	Tobacco User/Non-Tobacco User	56	1101.32	1211.31
22444PA0010045	Rating Area 3	Tobacco User/Non-Tobacco User	57	1150.42	1265.60
22444PA0010045	Rating Area 3	Tobacco User/Non-Tobacco User	58	1202.82	1323.19
22444PA0010045	Rating Area 3	Tobacco User/Non-Tobacco User	59	1228.78	1351.52
22444PA0010045	Rating Area 3	Tobacco User/Non-Tobacco User	60	1281.18	1409.11
22444PA0010045	Rating Area 3	Tobacco User/Non-Tobacco User	61	1326.50	1459.15
22444PA0010045	Rating Area 3	Tobacco User/Non-Tobacco User	62	1356.24	1491.72
22444PA0010045	Rating Area 3	Tobacco User/Non-Tobacco User	63	1393.53	1532.79
22444PA0010045	Rating Area 3	Tobacco User/Non-Tobacco User	64 and over	1416.19	1557.81
22444PA0010045	Rating Area 6	Tobacco User/Non-Tobacco User	0-14	380.13	380.13
22444PA0010045	Rating Area 6	Tobacco User/Non-Tobacco User	15	413.92	413.92
22444PA0010045	Rating Area 6	Tobacco User/Non-Tobacco User	16	426.84	426.84
22444PA0010045	Rating Area 6	Tobacco User/Non-Tobacco User	17	439.76	439.76
22444PA0010045	Rating Area 6	Tobacco User/Non-Tobacco User	18	453.68	453.68
22444PA0010045	Rating Area 6	Tobacco User/Non-Tobacco User	19	467.59	467.59
22444PA0010045	Rating Area 6	Tobacco User/Non-Tobacco User	20	482.00	482.00
22444PA0010045	Rating Area 6	Tobacco User/Non-Tobacco User	21	496.91	546.60
22444PA0010045	Rating Area 6	Tobacco User/Non-Tobacco User	22	496.91	546.60
22444PA0010045	Rating Area 6	Tobacco User/Non-Tobacco User	23	496.91	546.60
22444PA0010045	Rating Area 6	Tobacco User/Non-Tobacco User	24	496.91	546.60
22444PA0010045	Rating Area 6	Tobacco User/Non-Tobacco User	25	498.90	548.59
22444PA0010045	Rating Area 6	Tobacco User/Non-Tobacco User	26	508.83	559.52
22444PA0010045	Rating Area 6	Tobacco User/Non-Tobacco User	27	520.76	572.93
22444PA0010045	Rating Area 6	Tobacco User/Non-Tobacco User	28	540.14	594.30
22444PA0010045	Rating Area 6	Tobacco User/Non-Tobacco User	29	556.04	611.69
22444PA0010045	Rating Area 6	Tobacco User/Non-Tobacco User	30	563.99	620.64
22444PA0010045	Rating Area 6	Tobacco User/Non-Tobacco User	31	575.92	633.56
22444PA0010045	Rating Area 6	Tobacco User/Non-Tobacco User	32	587.84	646.48
22444PA0010045	Rating Area 6	Tobacco User/Non-Tobacco User	33	595.30	654.92
22444PA0010045	Rating Area 6	Tobacco User/Non-Tobacco User	34	603.25	663.37
22444PA0010045	Rating Area 6	Tobacco User/Non-Tobacco User	35	607.22	667.84
22444PA0010045	Rating Area 6	Tobacco User/Non-Tobacco User	36	611.20	672.32

22444PA0010045	Rating Area 6	Tobacco User/Non-Tobacco User	37	615.17	676.79
22444PA0010045	Rating Area 6	Tobacco User/Non-Tobacco User	38	619.15	681.26
22444PA0010045	Rating Area 6	Tobacco User/Non-Tobacco User	39	627.10	689.71
22444PA0010045	Rating Area 6	Tobacco User/Non-Tobacco User	40	635.05	698.65
22444PA0010045	Rating Area 6	Tobacco User/Non-Tobacco User	41	646.97	711.57
22444PA0010045	Rating Area 6	Tobacco User/Non-Tobacco User	42	658.40	724.49
22444PA0010045	Rating Area 6	Tobacco User/Non-Tobacco User	43	674.30	741.88
22444PA0010045	Rating Area 6	Tobacco User/Non-Tobacco User	44	694.18	763.75
22444PA0010045	Rating Area 6	Tobacco User/Non-Tobacco User	45	717.54	789.09
22444PA0010045	Rating Area 6	Tobacco User/Non-Tobacco User	46	745.36	819.90
22444PA0010045	Rating Area 6	Tobacco User/Non-Tobacco User	47	776.67	854.18
22444PA0010045	Rating Area 6	Tobacco User/Non-Tobacco User	48	812.44	893.94
22444PA0010045	Rating Area 6	Tobacco User/Non-Tobacco User	49	847.73	932.70
22444PA0010045	Rating Area 6	Tobacco User/Non-Tobacco User	50	887.48	976.42
22444PA0010045	Rating Area 6	Tobacco User/Non-Tobacco User	51	926.73	1019.66
22444PA0010045	Rating Area 6	Tobacco User/Non-Tobacco User	52	969.96	1066.86
22444PA0010045	Rating Area 6	Tobacco User/Non-Tobacco User	53	1013.69	1115.06
22444PA0010045	Rating Area 6	Tobacco User/Non-Tobacco User	54	1060.90	1166.74
22444PA0010045	Rating Area 6	Tobacco User/Non-Tobacco User	55	1108.10	1218.92
22444PA0010045	Rating Area 6	Tobacco User/Non-Tobacco User	56	1159.29	1275.07
22444PA0010045	Rating Area 6	Tobacco User/Non-Tobacco User	57	1210.96	1332.21
22444PA0010045	Rating Area 6	Tobacco User/Non-Tobacco User	58	1266.12	1392.83
22444PA0010045	Rating Area 6	Tobacco User/Non-Tobacco User	59	1293.45	1422.65
22444PA0010045	Rating Area 6	Tobacco User/Non-Tobacco User	60	1348.61	1483.27
22444PA0010045	Rating Area 6	Tobacco User/Non-Tobacco User	61	1396.31	1535.94
22444PA0010045	Rating Area 6	Tobacco User/Non-Tobacco User	62	1427.62	1570.23
22444PA0010045	Rating Area 6	Tobacco User/Non-Tobacco User	63	1466.87	1613.46
22444PA0010045	Rating Area 6	Tobacco User/Non-Tobacco User	64 and over	1490.72	1639.80
22444PA0010045	Rating Area 9	Tobacco User/Non-Tobacco User	0-14	456.16	456.16
22444PA0010045	Rating Area 9	Tobacco User/Non-Tobacco User	15	496.71	496.71
22444PA0010045	Rating Area 9	Tobacco User/Non-Tobacco User	16	512.21	512.21
22444PA0010045	Rating Area 9	Tobacco User/Non-Tobacco User	17	527.72	527.72
22444PA0010045	Rating Area 9	Tobacco User/Non-Tobacco User	18	544.41	544.41
22444PA0010045	Rating Area 9	Tobacco User/Non-Tobacco User	19	561.11	561.11
22444PA0010045	Rating Area 9	Tobacco User/Non-Tobacco User	20	578.40	578.40
22444PA0010045	Rating Area 9	Tobacco User/Non-Tobacco User	21	596.29	655.92
22444PA0010045	Rating Area 9	Tobacco User/Non-Tobacco User	22	596.29	655.92
22444PA0010045	Rating Area 9	Tobacco User/Non-Tobacco User	23	596.29	655.92
22444PA0010045	Rating Area 9	Tobacco User/Non-Tobacco User	24	596.29	655.92
22444PA0010045	Rating Area 9	Tobacco User/Non-Tobacco User	25	598.67	658.30
22444PA0010045	Rating Area 9	Tobacco User/Non-Tobacco User	26	610.60	671.42
22444PA0010045	Rating Area 9	Tobacco User/Non-Tobacco User	27	624.91	687.52
22444PA0010045	Rating Area 9	Tobacco User/Non-Tobacco User	28	648.17	713.16
22444PA0010045	Rating Area 9	Tobacco User/Non-Tobacco User	29	667.25	734.03
22444PA0010045	Rating Area 9	Tobacco User/Non-Tobacco User	30	676.79	744.77
22444PA0010045	Rating Area 9	Tobacco User/Non-Tobacco User	31	691.10	760.27
22444PA0010045	Rating Area 9	Tobacco User/Non-Tobacco User	32	705.41	775.77
22444PA0010045	Rating Area 9	Tobacco User/Non-Tobacco User	33	714.35	785.91
22444PA0010045	Rating Area 9	Tobacco User/Non-Tobacco User	34	723.90	796.05
22444PA0010045	Rating Area 9	Tobacco User/Non-Tobacco User	35	728.67	801.41
22444PA0010045	Rating Area 9	Tobacco User/Non-Tobacco User	36	733.44	806.78
22444PA0010045	Rating Area 9	Tobacco User/Non-Tobacco User	37	738.21	812.15
22444PA0010045	Rating Area 9	Tobacco User/Non-Tobacco User	38	742.98	817.51
22444PA0010045	Rating Area 9	Tobacco User/Non-Tobacco User	39	752.52	827.65
22444PA0010045	Rating Area 9	Tobacco User/Non-Tobacco User	40	762.06	838.38
22444PA0010045	Rating Area 9	Tobacco User/Non-Tobacco User	41	776.37	853.89
22444PA0010045	Rating Area 9	Tobacco User/Non-Tobacco User	42	790.08	869.39
22444PA0010045	Rating Area 9	Tobacco User/Non-Tobacco User	43	809.16	890.26
22444PA0010045	Rating Area 9	Tobacco User/Non-Tobacco User	44	833.02	916.50
22444PA0010045	Rating Area 9	Tobacco User/Non-Tobacco User	45	861.04	946.91
22444PA0010045	Rating Area 9	Tobacco User/Non-Tobacco User	46	894.43	983.88
22444PA0010045	Rating Area 9	Tobacco User/Non-Tobacco User	47	932.00	1025.02
22444PA0010045	Rating Area 9	Tobacco User/Non-Tobacco User	48	974.93	1072.72
22444PA0010045	Rating Area 9	Tobacco User/Non-Tobacco User	49	1017.27	1119.24
22444PA0010045	Rating Area 9	Tobacco User/Non-Tobacco User	50	1064.97	1171.71
22444PA0010045	Rating Area 9	Tobacco User/Non-Tobacco User	51	1112.08	1223.59

22444PA0010045	Rating Area 9	Tobacco User/Non-Tobacco User	52	1163.96	1280.23
22444PA0010045	Rating Area 9	Tobacco User/Non-Tobacco User	53	1216.43	1338.07
22444PA0010045	Rating Area 9	Tobacco User/Non-Tobacco User	54	1273.08	1400.09
22444PA0010045	Rating Area 9	Tobacco User/Non-Tobacco User	55	1329.73	1462.70
22444PA0010045	Rating Area 9	Tobacco User/Non-Tobacco User	56	1391.14	1530.08
22444PA0010045	Rating Area 9	Tobacco User/Non-Tobacco User	57	1453.16	1598.65
22444PA0010045	Rating Area 9	Tobacco User/Non-Tobacco User	58	1519.35	1671.40
22444PA0010045	Rating Area 9	Tobacco User/Non-Tobacco User	59	1552.14	1707.18
22444PA0010045	Rating Area 9	Tobacco User/Non-Tobacco User	60	1618.33	1779.92
22444PA0010045	Rating Area 9	Tobacco User/Non-Tobacco User	61	1675.57	1843.13
22444PA0010045	Rating Area 9	Tobacco User/Non-Tobacco User	62	1713.14	1884.28
22444PA0010045	Rating Area 9	Tobacco User/Non-Tobacco User	63	1760.25	1936.15
22444PA0010045	Rating Area 9	Tobacco User/Non-Tobacco User	64 and over	1788.87	1967.76
22444PA0010053	Rating Area 3	Tobacco User/Non-Tobacco User	0-14	255.76	255.76
22444PA0010053	Rating Area 3	Tobacco User/Non-Tobacco User	15	278.49	278.49
22444PA0010053	Rating Area 3	Tobacco User/Non-Tobacco User	16	287.18	287.18
22444PA0010053	Rating Area 3	Tobacco User/Non-Tobacco User	17	295.88	295.88
22444PA0010053	Rating Area 3	Tobacco User/Non-Tobacco User	18	305.24	305.24
22444PA0010053	Rating Area 3	Tobacco User/Non-Tobacco User	19	314.60	314.60
22444PA0010053	Rating Area 3	Tobacco User/Non-Tobacco User	20	324.29	324.29
22444PA0010053	Rating Area 3	Tobacco User/Non-Tobacco User	21	334.33	367.76
22444PA0010053	Rating Area 3	Tobacco User/Non-Tobacco User	22	334.33	367.76
22444PA0010053	Rating Area 3	Tobacco User/Non-Tobacco User	23	334.33	367.76
22444PA0010053	Rating Area 3	Tobacco User/Non-Tobacco User	24	334.33	367.76
22444PA0010053	Rating Area 3	Tobacco User/Non-Tobacco User	25	335.66	369.09
22444PA0010053	Rating Area 3	Tobacco User/Non-Tobacco User	26	342.35	376.45
22444PA0010053	Rating Area 3	Tobacco User/Non-Tobacco User	27	350.37	385.47
22444PA0010053	Rating Area 3	Tobacco User/Non-Tobacco User	28	363.41	399.85
22444PA0010053	Rating Area 3	Tobacco User/Non-Tobacco User	29	374.11	411.55
22444PA0010053	Rating Area 3	Tobacco User/Non-Tobacco User	30	379.46	417.57
22444PA0010053	Rating Area 3	Tobacco User/Non-Tobacco User	31	387.48	426.26
22444PA0010053	Rating Area 3	Tobacco User/Non-Tobacco User	32	395.50	434.95
22444PA0010053	Rating Area 3	Tobacco User/Non-Tobacco User	33	400.52	440.64
22444PA0010053	Rating Area 3	Tobacco User/Non-Tobacco User	34	405.87	446.32
22444PA0010053	Rating Area 3	Tobacco User/Non-Tobacco User	35	408.54	449.33
22444PA0010053	Rating Area 3	Tobacco User/Non-Tobacco User	36	411.22	452.34
22444PA0010053	Rating Area 3	Tobacco User/Non-Tobacco User	37	413.89	455.35
22444PA0010053	Rating Area 3	Tobacco User/Non-Tobacco User	38	416.57	458.36
22444PA0010053	Rating Area 3	Tobacco User/Non-Tobacco User	39	421.91	464.04
22444PA0010053	Rating Area 3	Tobacco User/Non-Tobacco User	40	427.26	470.06
22444PA0010053	Rating Area 3	Tobacco User/Non-Tobacco User	41	435.29	478.75
22444PA0010053	Rating Area 3	Tobacco User/Non-Tobacco User	42	442.98	487.44
22444PA0010053	Rating Area 3	Tobacco User/Non-Tobacco User	43	453.68	499.14
22444PA0010053	Rating Area 3	Tobacco User/Non-Tobacco User	44	467.05	513.85
22444PA0010053	Rating Area 3	Tobacco User/Non-Tobacco User	45	482.76	530.90
22444PA0010053	Rating Area 3	Tobacco User/Non-Tobacco User	46	501.48	551.63
22444PA0010053	Rating Area 3	Tobacco User/Non-Tobacco User	47	522.55	574.70
22444PA0010053	Rating Area 3	Tobacco User/Non-Tobacco User	48	546.62	601.45
22444PA0010053	Rating Area 3	Tobacco User/Non-Tobacco User	49	570.35	627.52
22444PA0010053	Rating Area 3	Tobacco User/Non-Tobacco User	50	597.10	656.94
22444PA0010053	Rating Area 3	Tobacco User/Non-Tobacco User	51	623.51	686.03
22444PA0010053	Rating Area 3	Tobacco User/Non-Tobacco User	52	652.60	717.79
22444PA0010053	Rating Area 3	Tobacco User/Non-Tobacco User	53	682.02	750.22
22444PA0010053	Rating Area 3	Tobacco User/Non-Tobacco User	54	713.78	784.99
22444PA0010053	Rating Area 3	Tobacco User/Non-Tobacco User	55	745.54	820.09
22444PA0010053	Rating Area 3	Tobacco User/Non-Tobacco User	56	779.97	857.87
22444PA0010053	Rating Area 3	Tobacco User/Non-Tobacco User	57	814.74	896.32
22444PA0010053	Rating Area 3	Tobacco User/Non-Tobacco User	58	851.85	937.10
22444PA0010053	Rating Area 3	Tobacco User/Non-Tobacco User	59	870.24	957.16
22444PA0010053	Rating Area 3	Tobacco User/Non-Tobacco User	60	907.35	997.95
22444PA0010053	Rating Area 3	Tobacco User/Non-Tobacco User	61	939.45	1033.39
22444PA0010053	Rating Area 3	Tobacco User/Non-Tobacco User	62	960.51	1056.46
22444PA0010053	Rating Area 3	Tobacco User/Non-Tobacco User	63	986.92	1085.54
22444PA0010053	Rating Area 3	Tobacco User/Non-Tobacco User	64 and over	1002.97	1103.26
22444PA0010053	Rating Area 6	Tobacco User/Non-Tobacco User	0-14	269.22	269.22
22444PA0010053	Rating Area 6	Tobacco User/Non-Tobacco User	15	293.15	293.15

22444PA0010053	Rating Area 6	Tobacco User/Non-Tobacco User	16	302.30	302.30
22444PA0010053	Rating Area 6	Tobacco User/Non-Tobacco User	17	311.45	311.45
22444PA0010053	Rating Area 6	Tobacco User/Non-Tobacco User	18	321.30	321.30
22444PA0010053	Rating Area 6	Tobacco User/Non-Tobacco User	19	331.15	331.15
22444PA0010053	Rating Area 6	Tobacco User/Non-Tobacco User	20	341.36	341.36
22444PA0010053	Rating Area 6	Tobacco User/Non-Tobacco User	21	351.92	387.11
22444PA0010053	Rating Area 6	Tobacco User/Non-Tobacco User	22	351.92	387.11
22444PA0010053	Rating Area 6	Tobacco User/Non-Tobacco User	23	351.92	387.11
22444PA0010053	Rating Area 6	Tobacco User/Non-Tobacco User	24	351.92	387.11
22444PA0010053	Rating Area 6	Tobacco User/Non-Tobacco User	25	353.33	388.52
22444PA0010053	Rating Area 6	Tobacco User/Non-Tobacco User	26	360.36	396.26
22444PA0010053	Rating Area 6	Tobacco User/Non-Tobacco User	27	368.81	405.76
22444PA0010053	Rating Area 6	Tobacco User/Non-Tobacco User	28	382.53	420.89
22444PA0010053	Rating Area 6	Tobacco User/Non-Tobacco User	29	393.80	433.21
22444PA0010053	Rating Area 6	Tobacco User/Non-Tobacco User	30	399.43	439.55
22444PA0010053	Rating Area 6	Tobacco User/Non-Tobacco User	31	407.87	448.70
22444PA0010053	Rating Area 6	Tobacco User/Non-Tobacco User	32	416.32	457.85
22444PA0010053	Rating Area 6	Tobacco User/Non-Tobacco User	33	421.60	463.83
22444PA0010053	Rating Area 6	Tobacco User/Non-Tobacco User	34	427.23	469.81
22444PA0010053	Rating Area 6	Tobacco User/Non-Tobacco User	35	430.04	472.98
22444PA0010053	Rating Area 6	Tobacco User/Non-Tobacco User	36	432.86	476.15
22444PA0010053	Rating Area 6	Tobacco User/Non-Tobacco User	37	435.67	479.31
22444PA0010053	Rating Area 6	Tobacco User/Non-Tobacco User	38	438.49	482.48
22444PA0010053	Rating Area 6	Tobacco User/Non-Tobacco User	39	444.12	488.46
22444PA0010053	Rating Area 6	Tobacco User/Non-Tobacco User	40	449.75	494.80
22444PA0010053	Rating Area 6	Tobacco User/Non-Tobacco User	41	458.20	503.95
22444PA0010053	Rating Area 6	Tobacco User/Non-Tobacco User	42	466.29	513.10
22444PA0010053	Rating Area 6	Tobacco User/Non-Tobacco User	43	477.55	525.41
22444PA0010053	Rating Area 6	Tobacco User/Non-Tobacco User	44	491.63	540.90
22444PA0010053	Rating Area 6	Tobacco User/Non-Tobacco User	45	508.17	558.85
22444PA0010053	Rating Area 6	Tobacco User/Non-Tobacco User	46	527.88	580.66
22444PA0010053	Rating Area 6	Tobacco User/Non-Tobacco User	47	550.05	604.95
22444PA0010053	Rating Area 6	Tobacco User/Non-Tobacco User	48	575.39	633.10
22444PA0010053	Rating Area 6	Tobacco User/Non-Tobacco User	49	600.37	660.55
22444PA0010053	Rating Area 6	Tobacco User/Non-Tobacco User	50	628.53	691.52
22444PA0010053	Rating Area 6	Tobacco User/Non-Tobacco User	51	656.33	722.14
22444PA0010053	Rating Area 6	Tobacco User/Non-Tobacco User	52	686.94	755.57
22444PA0010053	Rating Area 6	Tobacco User/Non-Tobacco User	53	717.91	789.70
22444PA0010053	Rating Area 6	Tobacco User/Non-Tobacco User	54	751.34	826.30
22444PA0010053	Rating Area 6	Tobacco User/Non-Tobacco User	55	784.78	863.25
22444PA0010053	Rating Area 6	Tobacco User/Non-Tobacco User	56	821.02	903.02
22444PA0010053	Rating Area 6	Tobacco User/Non-Tobacco User	57	857.62	943.49
22444PA0010053	Rating Area 6	Tobacco User/Non-Tobacco User	58	896.69	986.43
22444PA0010053	Rating Area 6	Tobacco User/Non-Tobacco User	59	916.04	1007.54
22444PA0010053	Rating Area 6	Tobacco User/Non-Tobacco User	60	955.11	1050.48
22444PA0010053	Rating Area 6	Tobacco User/Non-Tobacco User	61	988.89	1087.78
22444PA0010053	Rating Area 6	Tobacco User/Non-Tobacco User	62	1011.06	1112.06
22444PA0010053	Rating Area 6	Tobacco User/Non-Tobacco User	63	1038.86	1142.68
22444PA0010053	Rating Area 6	Tobacco User/Non-Tobacco User	64 and over	1055.75	1161.33
22444PA0010053	Rating Area 9	Tobacco User/Non-Tobacco User	0-14	323.06	323.06
22444PA0010053	Rating Area 9	Tobacco User/Non-Tobacco User	15	351.78	351.78
22444PA0010053	Rating Area 9	Tobacco User/Non-Tobacco User	16	362.76	362.76
22444PA0010053	Rating Area 9	Tobacco User/Non-Tobacco User	17	373.74	373.74
22444PA0010053	Rating Area 9	Tobacco User/Non-Tobacco User	18	385.56	385.56
22444PA0010053	Rating Area 9	Tobacco User/Non-Tobacco User	19	397.39	397.39
22444PA0010053	Rating Area 9	Tobacco User/Non-Tobacco User	20	409.63	409.63
22444PA0010053	Rating Area 9	Tobacco User/Non-Tobacco User	21	422.31	464.54
22444PA0010053	Rating Area 9	Tobacco User/Non-Tobacco User	22	422.31	464.54
22444PA0010053	Rating Area 9	Tobacco User/Non-Tobacco User	23	422.31	464.54
22444PA0010053	Rating Area 9	Tobacco User/Non-Tobacco User	24	422.31	464.54
22444PA0010053	Rating Area 9	Tobacco User/Non-Tobacco User	25	423.99	466.22
22444PA0010053	Rating Area 9	Tobacco User/Non-Tobacco User	26	432.44	475.51
22444PA0010053	Rating Area 9	Tobacco User/Non-Tobacco User	27	442.57	486.91
22444PA0010053	Rating Area 9	Tobacco User/Non-Tobacco User	28	459.04	505.07
22444PA0010053	Rating Area 9	Tobacco User/Non-Tobacco User	29	472.56	519.85
22444PA0010053	Rating Area 9	Tobacco User/Non-Tobacco User	30	479.31	527.45

22444PA0010053	Rating Area 9	Tobacco User/Non-Tobacco User	31	489.45	538.43
22444PA0010053	Rating Area 9	Tobacco User/Non-Tobacco User	32	499.58	549.41
22444PA0010053	Rating Area 9	Tobacco User/Non-Tobacco User	33	505.92	556.59
22444PA0010053	Rating Area 9	Tobacco User/Non-Tobacco User	34	512.67	563.77
22444PA0010053	Rating Area 9	Tobacco User/Non-Tobacco User	35	516.05	567.57
22444PA0010053	Rating Area 9	Tobacco User/Non-Tobacco User	36	519.43	571.37
22444PA0010053	Rating Area 9	Tobacco User/Non-Tobacco User	37	522.81	575.17
22444PA0010053	Rating Area 9	Tobacco User/Non-Tobacco User	38	526.19	578.98
22444PA0010053	Rating Area 9	Tobacco User/Non-Tobacco User	39	532.94	586.15
22444PA0010053	Rating Area 9	Tobacco User/Non-Tobacco User	40	539.70	593.76
22444PA0010053	Rating Area 9	Tobacco User/Non-Tobacco User	41	549.84	604.74
22444PA0010053	Rating Area 9	Tobacco User/Non-Tobacco User	42	559.55	615.72
22444PA0010053	Rating Area 9	Tobacco User/Non-Tobacco User	43	573.06	630.50
22444PA0010053	Rating Area 9	Tobacco User/Non-Tobacco User	44	589.96	649.08
22444PA0010053	Rating Area 9	Tobacco User/Non-Tobacco User	45	609.80	670.61
22444PA0010053	Rating Area 9	Tobacco User/Non-Tobacco User	46	633.45	696.80
22444PA0010053	Rating Area 9	Tobacco User/Non-Tobacco User	47	660.06	725.94
22444PA0010053	Rating Area 9	Tobacco User/Non-Tobacco User	48	690.46	759.72
22444PA0010053	Rating Area 9	Tobacco User/Non-Tobacco User	49	720.45	792.66
22444PA0010053	Rating Area 9	Tobacco User/Non-Tobacco User	50	754.23	829.82
22444PA0010053	Rating Area 9	Tobacco User/Non-Tobacco User	51	787.59	866.56
22444PA0010053	Rating Area 9	Tobacco User/Non-Tobacco User	52	824.33	906.68
22444PA0010053	Rating Area 9	Tobacco User/Non-Tobacco User	53	861.50	947.64
22444PA0010053	Rating Area 9	Tobacco User/Non-Tobacco User	54	901.61	991.56
22444PA0010053	Rating Area 9	Tobacco User/Non-Tobacco User	55	941.73	1035.91
22444PA0010053	Rating Area 9	Tobacco User/Non-Tobacco User	56	985.23	1083.63
22444PA0010053	Rating Area 9	Tobacco User/Non-Tobacco User	57	1029.15	1132.19
22444PA0010053	Rating Area 9	Tobacco User/Non-Tobacco User	58	1076.02	1183.71
22444PA0010053	Rating Area 9	Tobacco User/Non-Tobacco User	59	1099.25	1209.05
22444PA0010053	Rating Area 9	Tobacco User/Non-Tobacco User	60	1146.13	1260.57
22444PA0010053	Rating Area 9	Tobacco User/Non-Tobacco User	61	1186.67	1305.33
22444PA0010053	Rating Area 9	Tobacco User/Non-Tobacco User	62	1213.27	1334.47
22444PA0010053	Rating Area 9	Tobacco User/Non-Tobacco User	63	1246.63	1371.21
22444PA0010053	Rating Area 9	Tobacco User/Non-Tobacco User	64 and over	1266.90	1393.60
22444PA0010054	Rating Area 7	Tobacco User/Non-Tobacco User	0-14	336.52	336.52
22444PA0010054	Rating Area 7	Tobacco User/Non-Tobacco User	15	366.43	366.43
22444PA0010054	Rating Area 7	Tobacco User/Non-Tobacco User	16	377.87	377.87
22444PA0010054	Rating Area 7	Tobacco User/Non-Tobacco User	17	389.31	389.31
22444PA0010054	Rating Area 7	Tobacco User/Non-Tobacco User	18	401.63	401.63
22444PA0010054	Rating Area 7	Tobacco User/Non-Tobacco User	19	413.94	413.94
22444PA0010054	Rating Area 7	Tobacco User/Non-Tobacco User	20	426.70	426.70
22444PA0010054	Rating Area 7	Tobacco User/Non-Tobacco User	21	439.90	483.89
22444PA0010054	Rating Area 7	Tobacco User/Non-Tobacco User	22	439.90	483.89
22444PA0010054	Rating Area 7	Tobacco User/Non-Tobacco User	23	439.90	483.89
22444PA0010054	Rating Area 7	Tobacco User/Non-Tobacco User	24	439.90	483.89
22444PA0010054	Rating Area 7	Tobacco User/Non-Tobacco User	25	441.66	485.65
22444PA0010054	Rating Area 7	Tobacco User/Non-Tobacco User	26	450.46	495.32
22444PA0010054	Rating Area 7	Tobacco User/Non-Tobacco User	27	461.01	507.20
22444PA0010054	Rating Area 7	Tobacco User/Non-Tobacco User	28	478.17	526.12
22444PA0010054	Rating Area 7	Tobacco User/Non-Tobacco User	29	492.25	541.51
22444PA0010054	Rating Area 7	Tobacco User/Non-Tobacco User	30	499.28	549.43
22444PA0010054	Rating Area 7	Tobacco User/Non-Tobacco User	31	509.84	560.87
22444PA0010054	Rating Area 7	Tobacco User/Non-Tobacco User	32	520.40	572.31
22444PA0010054	Rating Area 7	Tobacco User/Non-Tobacco User	33	527.00	579.78
22444PA0010054	Rating Area 7	Tobacco User/Non-Tobacco User	34	534.04	587.26
22444PA0010054	Rating Area 7	Tobacco User/Non-Tobacco User	35	537.55	591.22
22444PA0010054	Rating Area 7	Tobacco User/Non-Tobacco User	36	541.07	595.18
22444PA0010054	Rating Area 7	Tobacco User/Non-Tobacco User	37	544.59	599.14
22444PA0010054	Rating Area 7	Tobacco User/Non-Tobacco User	38	548.11	603.10
22444PA0010054	Rating Area 7	Tobacco User/Non-Tobacco User	39	555.15	610.58
22444PA0010054	Rating Area 7	Tobacco User/Non-Tobacco User	40	562.19	618.50
22444PA0010054	Rating Area 7	Tobacco User/Non-Tobacco User	41	572.75	629.93
22444PA0010054	Rating Area 7	Tobacco User/Non-Tobacco User	42	582.86	641.37
22444PA0010054	Rating Area 7	Tobacco User/Non-Tobacco User	43	596.94	656.77
22444PA0010054	Rating Area 7	Tobacco User/Non-Tobacco User	44	614.54	676.12
22444PA0010054	Rating Area 7	Tobacco User/Non-Tobacco User	45	635.21	698.56

22444PA0010054	Rating Area 7	Tobacco User/Non-Tobacco User	46	659.85	725.83
22444PA0010054	Rating Area 7	Tobacco User/Non-Tobacco User	47	687.56	756.18
22444PA0010054	Rating Area 7	Tobacco User/Non-Tobacco User	48	719.23	791.38
22444PA0010054	Rating Area 7	Tobacco User/Non-Tobacco User	49	750.47	825.69
22444PA0010054	Rating Area 7	Tobacco User/Non-Tobacco User	50	785.66	864.40
22444PA0010054	Rating Area 7	Tobacco User/Non-Tobacco User	51	820.41	902.67
22444PA0010054	Rating Area 7	Tobacco User/Non-Tobacco User	52	858.68	944.46
22444PA0010054	Rating Area 7	Tobacco User/Non-Tobacco User	53	897.39	987.13
22444PA0010054	Rating Area 7	Tobacco User/Non-Tobacco User	54	939.18	1032.88
22444PA0010054	Rating Area 7	Tobacco User/Non-Tobacco User	55	980.97	1079.07
22444PA0010054	Rating Area 7	Tobacco User/Non-Tobacco User	56	1026.28	1128.78
22444PA0010054	Rating Area 7	Tobacco User/Non-Tobacco User	57	1072.03	1179.37
22444PA0010054	Rating Area 7	Tobacco User/Non-Tobacco User	58	1120.86	1233.03
22444PA0010054	Rating Area 7	Tobacco User/Non-Tobacco User	59	1145.05	1259.43
22444PA0010054	Rating Area 7	Tobacco User/Non-Tobacco User	60	1193.88	1313.09
22444PA0010054	Rating Area 7	Tobacco User/Non-Tobacco User	61	1236.11	1359.72
22444PA0010054	Rating Area 7	Tobacco User/Non-Tobacco User	62	1263.83	1390.08
22444PA0010054	Rating Area 7	Tobacco User/Non-Tobacco User	63	1298.58	1428.35
22444PA0010054	Rating Area 7	Tobacco User/Non-Tobacco User	64 and over	1319.69	1451.66
22444PA0010054	Rating Area 9	Tobacco User/Non-Tobacco User	0-14	323.06	323.06
22444PA0010054	Rating Area 9	Tobacco User/Non-Tobacco User	15	351.78	351.78
22444PA0010054	Rating Area 9	Tobacco User/Non-Tobacco User	16	362.76	362.76
22444PA0010054	Rating Area 9	Tobacco User/Non-Tobacco User	17	373.74	373.74
22444PA0010054	Rating Area 9	Tobacco User/Non-Tobacco User	18	385.56	385.56
22444PA0010054	Rating Area 9	Tobacco User/Non-Tobacco User	19	397.39	397.39
22444PA0010054	Rating Area 9	Tobacco User/Non-Tobacco User	20	409.63	409.63
22444PA0010054	Rating Area 9	Tobacco User/Non-Tobacco User	21	422.31	464.54
22444PA0010054	Rating Area 9	Tobacco User/Non-Tobacco User	22	422.31	464.54
22444PA0010054	Rating Area 9	Tobacco User/Non-Tobacco User	23	422.31	464.54
22444PA0010054	Rating Area 9	Tobacco User/Non-Tobacco User	24	422.31	464.54
22444PA0010054	Rating Area 9	Tobacco User/Non-Tobacco User	25	423.99	466.22
22444PA0010054	Rating Area 9	Tobacco User/Non-Tobacco User	26	432.44	475.51
22444PA0010054	Rating Area 9	Tobacco User/Non-Tobacco User	27	442.57	486.91
22444PA0010054	Rating Area 9	Tobacco User/Non-Tobacco User	28	459.04	505.07
22444PA0010054	Rating Area 9	Tobacco User/Non-Tobacco User	29	472.56	519.85
22444PA0010054	Rating Area 9	Tobacco User/Non-Tobacco User	30	479.31	527.45
22444PA0010054	Rating Area 9	Tobacco User/Non-Tobacco User	31	489.45	538.43
22444PA0010054	Rating Area 9	Tobacco User/Non-Tobacco User	32	499.58	549.41
22444PA0010054	Rating Area 9	Tobacco User/Non-Tobacco User	33	505.92	556.59
22444PA0010054	Rating Area 9	Tobacco User/Non-Tobacco User	34	512.67	563.77
22444PA0010054	Rating Area 9	Tobacco User/Non-Tobacco User	35	516.05	567.57
22444PA0010054	Rating Area 9	Tobacco User/Non-Tobacco User	36	519.43	571.37
22444PA0010054	Rating Area 9	Tobacco User/Non-Tobacco User	37	522.81	575.17
22444PA0010054	Rating Area 9	Tobacco User/Non-Tobacco User	38	526.19	578.98
22444PA0010054	Rating Area 9	Tobacco User/Non-Tobacco User	39	532.94	586.15
22444PA0010054	Rating Area 9	Tobacco User/Non-Tobacco User	40	539.70	593.76
22444PA0010054	Rating Area 9	Tobacco User/Non-Tobacco User	41	549.84	604.74
22444PA0010054	Rating Area 9	Tobacco User/Non-Tobacco User	42	559.55	615.72
22444PA0010054	Rating Area 9	Tobacco User/Non-Tobacco User	43	573.06	630.50
22444PA0010054	Rating Area 9	Tobacco User/Non-Tobacco User	44	589.96	649.08
22444PA0010054	Rating Area 9	Tobacco User/Non-Tobacco User	45	609.80	670.61
22444PA0010054	Rating Area 9	Tobacco User/Non-Tobacco User	46	633.45	696.80
22444PA0010054	Rating Area 9	Tobacco User/Non-Tobacco User	47	660.06	725.94
22444PA0010054	Rating Area 9	Tobacco User/Non-Tobacco User	48	690.46	759.72
22444PA0010054	Rating Area 9	Tobacco User/Non-Tobacco User	49	720.45	792.66
22444PA0010054	Rating Area 9	Tobacco User/Non-Tobacco User	50	754.23	829.82
22444PA0010054	Rating Area 9	Tobacco User/Non-Tobacco User	51	787.59	866.56
22444PA0010054	Rating Area 9	Tobacco User/Non-Tobacco User	52	824.33	906.68
22444PA0010054	Rating Area 9	Tobacco User/Non-Tobacco User	53	861.50	947.64
22444PA0010054	Rating Area 9	Tobacco User/Non-Tobacco User	54	901.61	991.56
22444PA0010054	Rating Area 9	Tobacco User/Non-Tobacco User	55	941.73	1035.91
22444PA0010054	Rating Area 9	Tobacco User/Non-Tobacco User	56	985.23	1083.63
22444PA0010054	Rating Area 9	Tobacco User/Non-Tobacco User	57	1029.15	1132.19
22444PA0010054	Rating Area 9	Tobacco User/Non-Tobacco User	58	1076.02	1183.71
22444PA0010054	Rating Area 9	Tobacco User/Non-Tobacco User	59	1099.25	1209.05
22444PA0010054	Rating Area 9	Tobacco User/Non-Tobacco User	60	1146.13	1260.57

22444PA0010054	Rating Area 9	Tobacco User/Non-Tobacco User	61	1186.67	1305.33
22444PA0010054	Rating Area 9	Tobacco User/Non-Tobacco User	62	1213.27	1334.47
22444PA0010054	Rating Area 9	Tobacco User/Non-Tobacco User	63	1246.63	1371.21
22444PA0010054	Rating Area 9	Tobacco User/Non-Tobacco User	64 and over	1266.90	1393.60
22444PA0010055	Rating Area 6	Tobacco User/Non-Tobacco User	0-14	269.22	269.22
22444PA0010055	Rating Area 6	Tobacco User/Non-Tobacco User	15	293.15	293.15
22444PA0010055	Rating Area 6	Tobacco User/Non-Tobacco User	16	302.30	302.30
22444PA0010055	Rating Area 6	Tobacco User/Non-Tobacco User	17	311.45	311.45
22444PA0010055	Rating Area 6	Tobacco User/Non-Tobacco User	18	321.30	321.30
22444PA0010055	Rating Area 6	Tobacco User/Non-Tobacco User	19	331.15	331.15
22444PA0010055	Rating Area 6	Tobacco User/Non-Tobacco User	20	341.36	341.36
22444PA0010055	Rating Area 6	Tobacco User/Non-Tobacco User	21	351.92	387.11
22444PA0010055	Rating Area 6	Tobacco User/Non-Tobacco User	22	351.92	387.11
22444PA0010055	Rating Area 6	Tobacco User/Non-Tobacco User	23	351.92	387.11
22444PA0010055	Rating Area 6	Tobacco User/Non-Tobacco User	24	351.92	387.11
22444PA0010055	Rating Area 6	Tobacco User/Non-Tobacco User	25	353.33	388.52
22444PA0010055	Rating Area 6	Tobacco User/Non-Tobacco User	26	360.36	396.26
22444PA0010055	Rating Area 6	Tobacco User/Non-Tobacco User	27	368.81	405.76
22444PA0010055	Rating Area 6	Tobacco User/Non-Tobacco User	28	382.53	420.89
22444PA0010055	Rating Area 6	Tobacco User/Non-Tobacco User	29	393.80	433.21
22444PA0010055	Rating Area 6	Tobacco User/Non-Tobacco User	30	399.43	439.55
22444PA0010055	Rating Area 6	Tobacco User/Non-Tobacco User	31	407.87	448.70
22444PA0010055	Rating Area 6	Tobacco User/Non-Tobacco User	32	416.32	457.85
22444PA0010055	Rating Area 6	Tobacco User/Non-Tobacco User	33	421.60	463.83
22444PA0010055	Rating Area 6	Tobacco User/Non-Tobacco User	34	427.23	469.81
22444PA0010055	Rating Area 6	Tobacco User/Non-Tobacco User	35	430.04	472.98
22444PA0010055	Rating Area 6	Tobacco User/Non-Tobacco User	36	432.86	476.15
22444PA0010055	Rating Area 6	Tobacco User/Non-Tobacco User	37	435.67	479.31
22444PA0010055	Rating Area 6	Tobacco User/Non-Tobacco User	38	438.49	482.48
22444PA0010055	Rating Area 6	Tobacco User/Non-Tobacco User	39	444.12	488.46
22444PA0010055	Rating Area 6	Tobacco User/Non-Tobacco User	40	449.75	494.80
22444PA0010055	Rating Area 6	Tobacco User/Non-Tobacco User	41	458.20	503.95
22444PA0010055	Rating Area 6	Tobacco User/Non-Tobacco User	42	466.29	513.10
22444PA0010055	Rating Area 6	Tobacco User/Non-Tobacco User	43	477.55	525.41
22444PA0010055	Rating Area 6	Tobacco User/Non-Tobacco User	44	491.63	540.90
22444PA0010055	Rating Area 6	Tobacco User/Non-Tobacco User	45	508.17	558.85
22444PA0010055	Rating Area 6	Tobacco User/Non-Tobacco User	46	527.88	580.66
22444PA0010055	Rating Area 6	Tobacco User/Non-Tobacco User	47	550.05	604.95
22444PA0010055	Rating Area 6	Tobacco User/Non-Tobacco User	48	575.39	633.10
22444PA0010055	Rating Area 6	Tobacco User/Non-Tobacco User	49	600.37	660.55
22444PA0010055	Rating Area 6	Tobacco User/Non-Tobacco User	50	628.53	691.52
22444PA0010055	Rating Area 6	Tobacco User/Non-Tobacco User	51	656.33	722.14
22444PA0010055	Rating Area 6	Tobacco User/Non-Tobacco User	52	686.94	755.57
22444PA0010055	Rating Area 6	Tobacco User/Non-Tobacco User	53	717.91	789.70
22444PA0010055	Rating Area 6	Tobacco User/Non-Tobacco User	54	751.34	826.30
22444PA0010055	Rating Area 6	Tobacco User/Non-Tobacco User	55	784.78	863.25
22444PA0010055	Rating Area 6	Tobacco User/Non-Tobacco User	56	821.02	903.02
22444PA0010055	Rating Area 6	Tobacco User/Non-Tobacco User	57	857.62	943.49
22444PA0010055	Rating Area 6	Tobacco User/Non-Tobacco User	58	896.69	986.43
22444PA0010055	Rating Area 6	Tobacco User/Non-Tobacco User	59	916.04	1007.54
22444PA0010055	Rating Area 6	Tobacco User/Non-Tobacco User	60	955.11	1050.48
22444PA0010055	Rating Area 6	Tobacco User/Non-Tobacco User	61	988.89	1087.78
22444PA0010055	Rating Area 6	Tobacco User/Non-Tobacco User	62	1011.06	1112.06
22444PA0010055	Rating Area 6	Tobacco User/Non-Tobacco User	63	1038.86	1142.68
22444PA0010055	Rating Area 6	Tobacco User/Non-Tobacco User	64 and over	1055.75	1161.33
22444PA0010063	Rating Area 3	Tobacco User/Non-Tobacco User	0-14	286.07	286.07
22444PA0010063	Rating Area 3	Tobacco User/Non-Tobacco User	15	311.49	311.49
22444PA0010063	Rating Area 3	Tobacco User/Non-Tobacco User	16	321.22	321.22
22444PA0010063	Rating Area 3	Tobacco User/Non-Tobacco User	17	330.94	330.94
22444PA0010063	Rating Area 3	Tobacco User/Non-Tobacco User	18	341.41	341.41
22444PA0010063	Rating Area 3	Tobacco User/Non-Tobacco User	19	351.88	351.88
22444PA0010063	Rating Area 3	Tobacco User/Non-Tobacco User	20	362.72	362.72
22444PA0010063	Rating Area 3	Tobacco User/Non-Tobacco User	21	373.95	411.34
22444PA0010063	Rating Area 3	Tobacco User/Non-Tobacco User	22	373.95	411.34
22444PA0010063	Rating Area 3	Tobacco User/Non-Tobacco User	23	373.95	411.34
22444PA0010063	Rating Area 3	Tobacco User/Non-Tobacco User	24	373.95	411.34

22444PA0010063	Rating Area 3	Tobacco User/Non-Tobacco User	25	375.44	412.83
22444PA0010063	Rating Area 3	Tobacco User/Non-Tobacco User	26	382.92	421.06
22444PA0010063	Rating Area 3	Tobacco User/Non-Tobacco User	27	391.89	431.16
22444PA0010063	Rating Area 3	Tobacco User/Non-Tobacco User	28	406.48	447.24
22444PA0010063	Rating Area 3	Tobacco User/Non-Tobacco User	29	418.44	460.32
22444PA0010063	Rating Area 3	Tobacco User/Non-Tobacco User	30	424.43	467.05
22444PA0010063	Rating Area 3	Tobacco User/Non-Tobacco User	31	433.40	476.78
22444PA0010063	Rating Area 3	Tobacco User/Non-Tobacco User	32	442.37	486.50
22444PA0010063	Rating Area 3	Tobacco User/Non-Tobacco User	33	447.98	492.86
22444PA0010063	Rating Area 3	Tobacco User/Non-Tobacco User	34	453.97	499.21
22444PA0010063	Rating Area 3	Tobacco User/Non-Tobacco User	35	456.96	502.58
22444PA0010063	Rating Area 3	Tobacco User/Non-Tobacco User	36	459.95	505.94
22444PA0010063	Rating Area 3	Tobacco User/Non-Tobacco User	37	462.94	509.31
22444PA0010063	Rating Area 3	Tobacco User/Non-Tobacco User	38	465.93	512.68
22444PA0010063	Rating Area 3	Tobacco User/Non-Tobacco User	39	471.92	519.03
22444PA0010063	Rating Area 3	Tobacco User/Non-Tobacco User	40	477.90	525.76
22444PA0010063	Rating Area 3	Tobacco User/Non-Tobacco User	41	486.87	535.49
22444PA0010063	Rating Area 3	Tobacco User/Non-Tobacco User	42	495.47	545.21
22444PA0010063	Rating Area 3	Tobacco User/Non-Tobacco User	43	507.44	558.30
22444PA0010063	Rating Area 3	Tobacco User/Non-Tobacco User	44	522.40	574.75
22444PA0010063	Rating Area 3	Tobacco User/Non-Tobacco User	45	539.97	593.82
22444PA0010063	Rating Area 3	Tobacco User/Non-Tobacco User	46	560.91	617.01
22444PA0010063	Rating Area 3	Tobacco User/Non-Tobacco User	47	584.47	642.81
22444PA0010063	Rating Area 3	Tobacco User/Non-Tobacco User	48	611.40	672.72
22444PA0010063	Rating Area 3	Tobacco User/Non-Tobacco User	49	637.95	701.89
22444PA0010063	Rating Area 3	Tobacco User/Non-Tobacco User	50	667.86	734.80
22444PA0010063	Rating Area 3	Tobacco User/Non-Tobacco User	51	697.40	767.33
22444PA0010063	Rating Area 3	Tobacco User/Non-Tobacco User	52	729.94	802.86
22444PA0010063	Rating Area 3	Tobacco User/Non-Tobacco User	53	762.84	839.13
22444PA0010063	Rating Area 3	Tobacco User/Non-Tobacco User	54	798.37	878.02
22444PA0010063	Rating Area 3	Tobacco User/Non-Tobacco User	55	833.89	917.28
22444PA0010063	Rating Area 3	Tobacco User/Non-Tobacco User	56	872.41	959.54
22444PA0010063	Rating Area 3	Tobacco User/Non-Tobacco User	57	911.30	1002.54
22444PA0010063	Rating Area 3	Tobacco User/Non-Tobacco User	58	952.81	1048.16
22444PA0010063	Rating Area 3	Tobacco User/Non-Tobacco User	59	973.37	1070.60
22444PA0010063	Rating Area 3	Tobacco User/Non-Tobacco User	60	1014.88	1116.22
22444PA0010063	Rating Area 3	Tobacco User/Non-Tobacco User	61	1050.78	1155.86
22444PA0010063	Rating Area 3	Tobacco User/Non-Tobacco User	62	1074.34	1181.66
22444PA0010063	Rating Area 3	Tobacco User/Non-Tobacco User	63	1103.88	1214.19
22444PA0010063	Rating Area 3	Tobacco User/Non-Tobacco User	64 and over	1121.83	1234.01
22444PA0010063	Rating Area 6	Tobacco User/Non-Tobacco User	0-14	301.12	301.12
22444PA0010063	Rating Area 6	Tobacco User/Non-Tobacco User	15	327.89	327.89
22444PA0010063	Rating Area 6	Tobacco User/Non-Tobacco User	16	338.12	338.12
22444PA0010063	Rating Area 6	Tobacco User/Non-Tobacco User	17	348.36	348.36
22444PA0010063	Rating Area 6	Tobacco User/Non-Tobacco User	18	359.38	359.38
22444PA0010063	Rating Area 6	Tobacco User/Non-Tobacco User	19	370.40	370.40
22444PA0010063	Rating Area 6	Tobacco User/Non-Tobacco User	20	381.82	381.82
22444PA0010063	Rating Area 6	Tobacco User/Non-Tobacco User	21	393.63	432.99
22444PA0010063	Rating Area 6	Tobacco User/Non-Tobacco User	22	393.63	432.99
22444PA0010063	Rating Area 6	Tobacco User/Non-Tobacco User	23	393.63	432.99
22444PA0010063	Rating Area 6	Tobacco User/Non-Tobacco User	24	393.63	432.99
22444PA0010063	Rating Area 6	Tobacco User/Non-Tobacco User	25	395.20	434.56
22444PA0010063	Rating Area 6	Tobacco User/Non-Tobacco User	26	403.07	443.22
22444PA0010063	Rating Area 6	Tobacco User/Non-Tobacco User	27	412.52	453.85
22444PA0010063	Rating Area 6	Tobacco User/Non-Tobacco User	28	427.87	470.77
22444PA0010063	Rating Area 6	Tobacco User/Non-Tobacco User	29	440.47	484.55
22444PA0010063	Rating Area 6	Tobacco User/Non-Tobacco User	30	446.76	491.64
22444PA0010063	Rating Area 6	Tobacco User/Non-Tobacco User	31	456.21	501.87
22444PA0010063	Rating Area 6	Tobacco User/Non-Tobacco User	32	465.66	512.10
22444PA0010063	Rating Area 6	Tobacco User/Non-Tobacco User	33	471.56	518.80
22444PA0010063	Rating Area 6	Tobacco User/Non-Tobacco User	34	477.86	525.49
22444PA0010063	Rating Area 6	Tobacco User/Non-Tobacco User	35	481.01	529.03
22444PA0010063	Rating Area 6	Tobacco User/Non-Tobacco User	36	484.16	532.57
22444PA0010063	Rating Area 6	Tobacco User/Non-Tobacco User	37	487.31	536.12
22444PA0010063	Rating Area 6	Tobacco User/Non-Tobacco User	38	490.46	539.66
22444PA0010063	Rating Area 6	Tobacco User/Non-Tobacco User	39	496.75	546.35

22444PA0010063	Rating Area 6	Tobacco User/Non-Tobacco User	40	503.05	553.44
22444PA0010063	Rating Area 6	Tobacco User/Non-Tobacco User	41	512.50	563.67
22444PA0010063	Rating Area 6	Tobacco User/Non-Tobacco User	42	521.55	573.90
22444PA0010063	Rating Area 6	Tobacco User/Non-Tobacco User	43	534.15	587.68
22444PA0010063	Rating Area 6	Tobacco User/Non-Tobacco User	44	549.89	605.00
22444PA0010063	Rating Area 6	Tobacco User/Non-Tobacco User	45	568.39	625.07
22444PA0010063	Rating Area 6	Tobacco User/Non-Tobacco User	46	590.44	649.48
22444PA0010063	Rating Area 6	Tobacco User/Non-Tobacco User	47	615.23	676.64
22444PA0010063	Rating Area 6	Tobacco User/Non-Tobacco User	48	643.58	708.13
22444PA0010063	Rating Area 6	Tobacco User/Non-Tobacco User	49	671.52	738.83
22444PA0010063	Rating Area 6	Tobacco User/Non-Tobacco User	50	703.01	773.47
22444PA0010063	Rating Area 6	Tobacco User/Non-Tobacco User	51	734.11	807.72
22444PA0010063	Rating Area 6	Tobacco User/Non-Tobacco User	52	768.35	845.11
22444PA0010063	Rating Area 6	Tobacco User/Non-Tobacco User	53	802.99	883.29
22444PA0010063	Rating Area 6	Tobacco User/Non-Tobacco User	54	840.39	924.23
22444PA0010063	Rating Area 6	Tobacco User/Non-Tobacco User	55	877.78	965.56
22444PA0010063	Rating Area 6	Tobacco User/Non-Tobacco User	56	918.32	1010.04
22444PA0010063	Rating Area 6	Tobacco User/Non-Tobacco User	57	959.26	1055.31
22444PA0010063	Rating Area 6	Tobacco User/Non-Tobacco User	58	1002.95	1103.33
22444PA0010063	Rating Area 6	Tobacco User/Non-Tobacco User	59	1024.60	1126.95
22444PA0010063	Rating Area 6	Tobacco User/Non-Tobacco User	60	1068.30	1174.97
22444PA0010063	Rating Area 6	Tobacco User/Non-Tobacco User	61	1106.08	1216.69
22444PA0010063	Rating Area 6	Tobacco User/Non-Tobacco User	62	1130.88	1243.85
22444PA0010063	Rating Area 6	Tobacco User/Non-Tobacco User	63	1161.98	1278.10
22444PA0010063	Rating Area 6	Tobacco User/Non-Tobacco User	64 and over	1180.87	1298.96
22444PA0010063	Rating Area 9	Tobacco User/Non-Tobacco User	0-14	361.35	361.35
22444PA0010063	Rating Area 9	Tobacco User/Non-Tobacco User	15	393.47	393.47
22444PA0010063	Rating Area 9	Tobacco User/Non-Tobacco User	16	405.75	405.75
22444PA0010063	Rating Area 9	Tobacco User/Non-Tobacco User	17	418.03	418.03
22444PA0010063	Rating Area 9	Tobacco User/Non-Tobacco User	18	431.25	431.25
22444PA0010063	Rating Area 9	Tobacco User/Non-Tobacco User	19	444.48	444.48
22444PA0010063	Rating Area 9	Tobacco User/Non-Tobacco User	20	458.18	458.18
22444PA0010063	Rating Area 9	Tobacco User/Non-Tobacco User	21	472.35	519.59
22444PA0010063	Rating Area 9	Tobacco User/Non-Tobacco User	22	472.35	519.59
22444PA0010063	Rating Area 9	Tobacco User/Non-Tobacco User	23	472.35	519.59
22444PA0010063	Rating Area 9	Tobacco User/Non-Tobacco User	24	472.35	519.59
22444PA0010063	Rating Area 9	Tobacco User/Non-Tobacco User	25	474.24	521.47
22444PA0010063	Rating Area 9	Tobacco User/Non-Tobacco User	26	483.69	531.86
22444PA0010063	Rating Area 9	Tobacco User/Non-Tobacco User	27	495.02	544.62
22444PA0010063	Rating Area 9	Tobacco User/Non-Tobacco User	28	513.44	564.93
22444PA0010063	Rating Area 9	Tobacco User/Non-Tobacco User	29	528.56	581.46
22444PA0010063	Rating Area 9	Tobacco User/Non-Tobacco User	30	536.12	589.96
22444PA0010063	Rating Area 9	Tobacco User/Non-Tobacco User	31	547.45	602.24
22444PA0010063	Rating Area 9	Tobacco User/Non-Tobacco User	32	558.79	614.53
22444PA0010063	Rating Area 9	Tobacco User/Non-Tobacco User	33	565.87	622.56
22444PA0010063	Rating Area 9	Tobacco User/Non-Tobacco User	34	573.43	630.59
22444PA0010063	Rating Area 9	Tobacco User/Non-Tobacco User	35	577.21	634.84
22444PA0010063	Rating Area 9	Tobacco User/Non-Tobacco User	36	580.99	639.09
22444PA0010063	Rating Area 9	Tobacco User/Non-Tobacco User	37	584.77	643.34
22444PA0010063	Rating Area 9	Tobacco User/Non-Tobacco User	38	588.55	647.59
22444PA0010063	Rating Area 9	Tobacco User/Non-Tobacco User	39	596.10	655.62
22444PA0010063	Rating Area 9	Tobacco User/Non-Tobacco User	40	603.66	664.12
22444PA0010063	Rating Area 9	Tobacco User/Non-Tobacco User	41	615.00	676.40
22444PA0010063	Rating Area 9	Tobacco User/Non-Tobacco User	42	625.86	688.68
22444PA0010063	Rating Area 9	Tobacco User/Non-Tobacco User	43	640.98	705.22
22444PA0010063	Rating Area 9	Tobacco User/Non-Tobacco User	44	659.87	726.00
22444PA0010063	Rating Area 9	Tobacco User/Non-Tobacco User	45	682.07	750.09
22444PA0010063	Rating Area 9	Tobacco User/Non-Tobacco User	46	708.52	779.38
22444PA0010063	Rating Area 9	Tobacco User/Non-Tobacco User	47	738.28	811.97
22444PA0010063	Rating Area 9	Tobacco User/Non-Tobacco User	48	772.29	849.76
22444PA0010063	Rating Area 9	Tobacco User/Non-Tobacco User	49	805.83	886.60
22444PA0010063	Rating Area 9	Tobacco User/Non-Tobacco User	50	843.61	928.17
22444PA0010063	Rating Area 9	Tobacco User/Non-Tobacco User	51	880.93	969.26
22444PA0010063	Rating Area 9	Tobacco User/Non-Tobacco User	52	922.02	1014.13
22444PA0010063	Rating Area 9	Tobacco User/Non-Tobacco User	53	963.59	1059.95
22444PA0010063	Rating Area 9	Tobacco User/Non-Tobacco User	54	1008.46	1109.07

22444PA0010063	Rating Area 9	Tobacco User/Non-Tobacco User	55	1053.34	1158.67
22444PA0010063	Rating Area 9	Tobacco User/Non-Tobacco User	56	1101.99	1212.05
22444PA0010063	Rating Area 9	Tobacco User/Non-Tobacco User	57	1151.11	1266.37
22444PA0010063	Rating Area 9	Tobacco User/Non-Tobacco User	58	1203.54	1323.99
22444PA0010063	Rating Area 9	Tobacco User/Non-Tobacco User	59	1229.52	1352.33
22444PA0010063	Rating Area 9	Tobacco User/Non-Tobacco User	60	1281.95	1409.96
22444PA0010063	Rating Area 9	Tobacco User/Non-Tobacco User	61	1327.30	1460.03
22444PA0010063	Rating Area 9	Tobacco User/Non-Tobacco User	62	1357.06	1492.62
22444PA0010063	Rating Area 9	Tobacco User/Non-Tobacco User	63	1394.37	1533.72
22444PA0010063	Rating Area 9	Tobacco User/Non-Tobacco User	64 and over	1417.05	1558.75
22444PA0010064	Rating Area 7	Tobacco User/Non-Tobacco User	0-14	376.40	376.40
22444PA0010064	Rating Area 7	Tobacco User/Non-Tobacco User	15	409.86	409.86
22444PA0010064	Rating Area 7	Tobacco User/Non-Tobacco User	16	422.65	422.65
22444PA0010064	Rating Area 7	Tobacco User/Non-Tobacco User	17	435.45	435.45
22444PA0010064	Rating Area 7	Tobacco User/Non-Tobacco User	18	449.22	449.22
22444PA0010064	Rating Area 7	Tobacco User/Non-Tobacco User	19	463.00	463.00
22444PA0010064	Rating Area 7	Tobacco User/Non-Tobacco User	20	477.27	477.27
22444PA0010064	Rating Area 7	Tobacco User/Non-Tobacco User	21	492.03	541.24
22444PA0010064	Rating Area 7	Tobacco User/Non-Tobacco User	22	492.03	541.24
22444PA0010064	Rating Area 7	Tobacco User/Non-Tobacco User	23	492.03	541.24
22444PA0010064	Rating Area 7	Tobacco User/Non-Tobacco User	24	492.03	541.24
22444PA0010064	Rating Area 7	Tobacco User/Non-Tobacco User	25	494.00	543.20
22444PA0010064	Rating Area 7	Tobacco User/Non-Tobacco User	26	503.84	554.03
22444PA0010064	Rating Area 7	Tobacco User/Non-Tobacco User	27	515.65	567.31
22444PA0010064	Rating Area 7	Tobacco User/Non-Tobacco User	28	534.84	588.47
22444PA0010064	Rating Area 7	Tobacco User/Non-Tobacco User	29	550.58	605.69
22444PA0010064	Rating Area 7	Tobacco User/Non-Tobacco User	30	558.45	614.55
22444PA0010064	Rating Area 7	Tobacco User/Non-Tobacco User	31	570.26	627.34
22444PA0010064	Rating Area 7	Tobacco User/Non-Tobacco User	32	582.07	640.13
22444PA0010064	Rating Area 7	Tobacco User/Non-Tobacco User	33	589.45	648.50
22444PA0010064	Rating Area 7	Tobacco User/Non-Tobacco User	34	597.32	656.86
22444PA0010064	Rating Area 7	Tobacco User/Non-Tobacco User	35	601.26	661.29
22444PA0010064	Rating Area 7	Tobacco User/Non-Tobacco User	36	605.20	665.72
22444PA0010064	Rating Area 7	Tobacco User/Non-Tobacco User	37	609.13	670.14
22444PA0010064	Rating Area 7	Tobacco User/Non-Tobacco User	38	613.07	674.57
22444PA0010064	Rating Area 7	Tobacco User/Non-Tobacco User	39	620.94	682.94
22444PA0010064	Rating Area 7	Tobacco User/Non-Tobacco User	40	628.81	691.79
22444PA0010064	Rating Area 7	Tobacco User/Non-Tobacco User	41	640.62	704.59
22444PA0010064	Rating Area 7	Tobacco User/Non-Tobacco User	42	651.94	717.38
22444PA0010064	Rating Area 7	Tobacco User/Non-Tobacco User	43	667.68	734.60
22444PA0010064	Rating Area 7	Tobacco User/Non-Tobacco User	44	687.37	756.25
22444PA0010064	Rating Area 7	Tobacco User/Non-Tobacco User	45	710.49	781.34
22444PA0010064	Rating Area 7	Tobacco User/Non-Tobacco User	46	738.05	811.85
22444PA0010064	Rating Area 7	Tobacco User/Non-Tobacco User	47	769.04	845.80
22444PA0010064	Rating Area 7	Tobacco User/Non-Tobacco User	48	804.47	885.16
22444PA0010064	Rating Area 7	Tobacco User/Non-Tobacco User	49	839.40	923.54
22444PA0010064	Rating Area 7	Tobacco User/Non-Tobacco User	50	878.77	966.84
22444PA0010064	Rating Area 7	Tobacco User/Non-Tobacco User	51	917.64	1009.65
22444PA0010064	Rating Area 7	Tobacco User/Non-Tobacco User	52	960.44	1056.39
22444PA0010064	Rating Area 7	Tobacco User/Non-Tobacco User	53	1003.74	1104.12
22444PA0010064	Rating Area 7	Tobacco User/Non-Tobacco User	54	1050.48	1155.29
22444PA0010064	Rating Area 7	Tobacco User/Non-Tobacco User	55	1097.23	1206.95
22444PA0010064	Rating Area 7	Tobacco User/Non-Tobacco User	56	1147.91	1262.55
22444PA0010064	Rating Area 7	Tobacco User/Non-Tobacco User	57	1199.08	1319.13
22444PA0010064	Rating Area 7	Tobacco User/Non-Tobacco User	58	1253.69	1379.16
22444PA0010064	Rating Area 7	Tobacco User/Non-Tobacco User	59	1280.75	1408.68
22444PA0010064	Rating Area 7	Tobacco User/Non-Tobacco User	60	1335.37	1468.71
22444PA0010064	Rating Area 7	Tobacco User/Non-Tobacco User	61	1382.60	1520.86
22444PA0010064	Rating Area 7	Tobacco User/Non-Tobacco User	62	1413.60	1554.81
22444PA0010064	Rating Area 7	Tobacco User/Non-Tobacco User	63	1452.47	1597.62
22444PA0010064	Rating Area 7	Tobacco User/Non-Tobacco User	64 and over	1476.09	1623.70
22444PA0010064	Rating Area 9	Tobacco User/Non-Tobacco User	0-14	361.35	361.35
22444PA0010064	Rating Area 9	Tobacco User/Non-Tobacco User	15	393.47	393.47
22444PA0010064	Rating Area 9	Tobacco User/Non-Tobacco User	16	405.75	405.75
22444PA0010064	Rating Area 9	Tobacco User/Non-Tobacco User	17	418.03	418.03
22444PA0010064	Rating Area 9	Tobacco User/Non-Tobacco User	18	431.25	431.25

22444PA0010064	Rating Area 9	Tobacco User/Non-Tobacco User	19	444.48	444.48
22444PA0010064	Rating Area 9	Tobacco User/Non-Tobacco User	20	458.18	458.18
22444PA0010064	Rating Area 9	Tobacco User/Non-Tobacco User	21	472.35	519.59
22444PA0010064	Rating Area 9	Tobacco User/Non-Tobacco User	22	472.35	519.59
22444PA0010064	Rating Area 9	Tobacco User/Non-Tobacco User	23	472.35	519.59
22444PA0010064	Rating Area 9	Tobacco User/Non-Tobacco User	24	472.35	519.59
22444PA0010064	Rating Area 9	Tobacco User/Non-Tobacco User	25	474.24	521.47
22444PA0010064	Rating Area 9	Tobacco User/Non-Tobacco User	26	483.69	531.86
22444PA0010064	Rating Area 9	Tobacco User/Non-Tobacco User	27	495.02	544.62
22444PA0010064	Rating Area 9	Tobacco User/Non-Tobacco User	28	513.44	564.93
22444PA0010064	Rating Area 9	Tobacco User/Non-Tobacco User	29	528.56	581.46
22444PA0010064	Rating Area 9	Tobacco User/Non-Tobacco User	30	536.12	589.96
22444PA0010064	Rating Area 9	Tobacco User/Non-Tobacco User	31	547.45	602.24
22444PA0010064	Rating Area 9	Tobacco User/Non-Tobacco User	32	558.79	614.53
22444PA0010064	Rating Area 9	Tobacco User/Non-Tobacco User	33	565.87	622.56
22444PA0010064	Rating Area 9	Tobacco User/Non-Tobacco User	34	573.43	630.59
22444PA0010064	Rating Area 9	Tobacco User/Non-Tobacco User	35	577.21	634.84
22444PA0010064	Rating Area 9	Tobacco User/Non-Tobacco User	36	580.99	639.09
22444PA0010064	Rating Area 9	Tobacco User/Non-Tobacco User	37	584.77	643.34
22444PA0010064	Rating Area 9	Tobacco User/Non-Tobacco User	38	588.55	647.59
22444PA0010064	Rating Area 9	Tobacco User/Non-Tobacco User	39	596.10	655.62
22444PA0010064	Rating Area 9	Tobacco User/Non-Tobacco User	40	603.66	664.12
22444PA0010064	Rating Area 9	Tobacco User/Non-Tobacco User	41	615.00	676.40
22444PA0010064	Rating Area 9	Tobacco User/Non-Tobacco User	42	625.86	688.68
22444PA0010064	Rating Area 9	Tobacco User/Non-Tobacco User	43	640.98	705.22
22444PA0010064	Rating Area 9	Tobacco User/Non-Tobacco User	44	659.87	726.00
22444PA0010064	Rating Area 9	Tobacco User/Non-Tobacco User	45	682.07	750.09
22444PA0010064	Rating Area 9	Tobacco User/Non-Tobacco User	46	708.52	779.38
22444PA0010064	Rating Area 9	Tobacco User/Non-Tobacco User	47	738.28	811.97
22444PA0010064	Rating Area 9	Tobacco User/Non-Tobacco User	48	772.29	849.76
22444PA0010064	Rating Area 9	Tobacco User/Non-Tobacco User	49	805.83	886.60
22444PA0010064	Rating Area 9	Tobacco User/Non-Tobacco User	50	843.61	928.17
22444PA0010064	Rating Area 9	Tobacco User/Non-Tobacco User	51	880.93	969.26
22444PA0010064	Rating Area 9	Tobacco User/Non-Tobacco User	52	922.02	1014.13
22444PA0010064	Rating Area 9	Tobacco User/Non-Tobacco User	53	963.59	1059.95
22444PA0010064	Rating Area 9	Tobacco User/Non-Tobacco User	54	1008.46	1109.07
22444PA0010064	Rating Area 9	Tobacco User/Non-Tobacco User	55	1053.34	1158.67
22444PA0010064	Rating Area 9	Tobacco User/Non-Tobacco User	56	1101.99	1212.05
22444PA0010064	Rating Area 9	Tobacco User/Non-Tobacco User	57	1151.11	1266.37
22444PA0010064	Rating Area 9	Tobacco User/Non-Tobacco User	58	1203.54	1323.99
22444PA0010064	Rating Area 9	Tobacco User/Non-Tobacco User	59	1229.52	1352.33
22444PA0010064	Rating Area 9	Tobacco User/Non-Tobacco User	60	1281.95	1409.96
22444PA0010064	Rating Area 9	Tobacco User/Non-Tobacco User	61	1327.30	1460.03
22444PA0010064	Rating Area 9	Tobacco User/Non-Tobacco User	62	1357.06	1492.62
22444PA0010064	Rating Area 9	Tobacco User/Non-Tobacco User	63	1394.37	1533.72
22444PA0010064	Rating Area 9	Tobacco User/Non-Tobacco User	64 and over	1417.05	1558.75
22444PA0010065	Rating Area 6	Tobacco User/Non-Tobacco User	0-14	301.12	301.12
22444PA0010065	Rating Area 6	Tobacco User/Non-Tobacco User	15	327.89	327.89
22444PA0010065	Rating Area 6	Tobacco User/Non-Tobacco User	16	338.12	338.12
22444PA0010065	Rating Area 6	Tobacco User/Non-Tobacco User	17	348.36	348.36
22444PA0010065	Rating Area 6	Tobacco User/Non-Tobacco User	18	359.38	359.38
22444PA0010065	Rating Area 6	Tobacco User/Non-Tobacco User	19	370.40	370.40
22444PA0010065	Rating Area 6	Tobacco User/Non-Tobacco User	20	381.82	381.82
22444PA0010065	Rating Area 6	Tobacco User/Non-Tobacco User	21	393.63	432.99
22444PA0010065	Rating Area 6	Tobacco User/Non-Tobacco User	22	393.63	432.99
22444PA0010065	Rating Area 6	Tobacco User/Non-Tobacco User	23	393.63	432.99
22444PA0010065	Rating Area 6	Tobacco User/Non-Tobacco User	24	393.63	432.99
22444PA0010065	Rating Area 6	Tobacco User/Non-Tobacco User	25	395.20	434.56
22444PA0010065	Rating Area 6	Tobacco User/Non-Tobacco User	26	403.07	443.22
22444PA0010065	Rating Area 6	Tobacco User/Non-Tobacco User	27	412.52	453.85
22444PA0010065	Rating Area 6	Tobacco User/Non-Tobacco User	28	427.87	470.77
22444PA0010065	Rating Area 6	Tobacco User/Non-Tobacco User	29	440.47	484.55
22444PA0010065	Rating Area 6	Tobacco User/Non-Tobacco User	30	446.76	491.64
22444PA0010065	Rating Area 6	Tobacco User/Non-Tobacco User	31	456.21	501.87
22444PA0010065	Rating Area 6	Tobacco User/Non-Tobacco User	32	465.66	512.10
22444PA0010065	Rating Area 6	Tobacco User/Non-Tobacco User	33	471.56	518.80

22444PA0010065	Rating Area 6	Tobacco User/Non-Tobacco User	34	477.86	525.49
22444PA0010065	Rating Area 6	Tobacco User/Non-Tobacco User	35	481.01	529.03
22444PA0010065	Rating Area 6	Tobacco User/Non-Tobacco User	36	484.16	532.57
22444PA0010065	Rating Area 6	Tobacco User/Non-Tobacco User	37	487.31	536.12
22444PA0010065	Rating Area 6	Tobacco User/Non-Tobacco User	38	490.46	539.66
22444PA0010065	Rating Area 6	Tobacco User/Non-Tobacco User	39	496.75	546.35
22444PA0010065	Rating Area 6	Tobacco User/Non-Tobacco User	40	503.05	553.44
22444PA0010065	Rating Area 6	Tobacco User/Non-Tobacco User	41	512.50	563.67
22444PA0010065	Rating Area 6	Tobacco User/Non-Tobacco User	42	521.55	573.90
22444PA0010065	Rating Area 6	Tobacco User/Non-Tobacco User	43	534.15	587.68
22444PA0010065	Rating Area 6	Tobacco User/Non-Tobacco User	44	549.89	605.00
22444PA0010065	Rating Area 6	Tobacco User/Non-Tobacco User	45	568.39	625.07
22444PA0010065	Rating Area 6	Tobacco User/Non-Tobacco User	46	590.44	649.48
22444PA0010065	Rating Area 6	Tobacco User/Non-Tobacco User	47	615.23	676.64
22444PA0010065	Rating Area 6	Tobacco User/Non-Tobacco User	48	643.58	708.13
22444PA0010065	Rating Area 6	Tobacco User/Non-Tobacco User	49	671.52	738.83
22444PA0010065	Rating Area 6	Tobacco User/Non-Tobacco User	50	703.01	773.47
22444PA0010065	Rating Area 6	Tobacco User/Non-Tobacco User	51	734.11	807.72
22444PA0010065	Rating Area 6	Tobacco User/Non-Tobacco User	52	768.35	845.11
22444PA0010065	Rating Area 6	Tobacco User/Non-Tobacco User	53	802.99	883.29
22444PA0010065	Rating Area 6	Tobacco User/Non-Tobacco User	54	840.39	924.23
22444PA0010065	Rating Area 6	Tobacco User/Non-Tobacco User	55	877.78	965.56
22444PA0010065	Rating Area 6	Tobacco User/Non-Tobacco User	56	918.32	1010.04
22444PA0010065	Rating Area 6	Tobacco User/Non-Tobacco User	57	959.26	1055.31
22444PA0010065	Rating Area 6	Tobacco User/Non-Tobacco User	58	1002.95	1103.33
22444PA0010065	Rating Area 6	Tobacco User/Non-Tobacco User	59	1024.60	1126.95
22444PA0010065	Rating Area 6	Tobacco User/Non-Tobacco User	60	1068.30	1174.97
22444PA0010065	Rating Area 6	Tobacco User/Non-Tobacco User	61	1106.08	1216.69
22444PA0010065	Rating Area 6	Tobacco User/Non-Tobacco User	62	1130.88	1243.85
22444PA0010065	Rating Area 6	Tobacco User/Non-Tobacco User	63	1161.98	1278.10
22444PA0010065	Rating Area 6	Tobacco User/Non-Tobacco User	64 and over	1180.87	1298.96
22444PA0010082	Rating Area 2	Tobacco User/Non-Tobacco User	0-14	376.03	376.03
22444PA0010082	Rating Area 2	Tobacco User/Non-Tobacco User	15	409.46	409.46
22444PA0010082	Rating Area 2	Tobacco User/Non-Tobacco User	16	422.24	422.24
22444PA0010082	Rating Area 2	Tobacco User/Non-Tobacco User	17	435.02	435.02
22444PA0010082	Rating Area 2	Tobacco User/Non-Tobacco User	18	448.78	448.78
22444PA0010082	Rating Area 2	Tobacco User/Non-Tobacco User	19	462.55	462.55
22444PA0010082	Rating Area 2	Tobacco User/Non-Tobacco User	20	476.80	476.80
22444PA0010082	Rating Area 2	Tobacco User/Non-Tobacco User	21	491.55	540.71
22444PA0010082	Rating Area 2	Tobacco User/Non-Tobacco User	22	491.55	540.71
22444PA0010082	Rating Area 2	Tobacco User/Non-Tobacco User	23	491.55	540.71
22444PA0010082	Rating Area 2	Tobacco User/Non-Tobacco User	24	491.55	540.71
22444PA0010082	Rating Area 2	Tobacco User/Non-Tobacco User	25	493.52	542.67
22444PA0010082	Rating Area 2	Tobacco User/Non-Tobacco User	26	503.35	553.48
22444PA0010082	Rating Area 2	Tobacco User/Non-Tobacco User	27	515.14	566.76
22444PA0010082	Rating Area 2	Tobacco User/Non-Tobacco User	28	534.31	587.89
22444PA0010082	Rating Area 2	Tobacco User/Non-Tobacco User	29	550.04	605.10
22444PA0010082	Rating Area 2	Tobacco User/Non-Tobacco User	30	557.91	613.94
22444PA0010082	Rating Area 2	Tobacco User/Non-Tobacco User	31	569.71	626.72
22444PA0010082	Rating Area 2	Tobacco User/Non-Tobacco User	32	581.50	639.51
22444PA0010082	Rating Area 2	Tobacco User/Non-Tobacco User	33	588.88	647.86
22444PA0010082	Rating Area 2	Tobacco User/Non-Tobacco User	34	596.74	656.22
22444PA0010082	Rating Area 2	Tobacco User/Non-Tobacco User	35	600.67	660.64
22444PA0010082	Rating Area 2	Tobacco User/Non-Tobacco User	36	604.61	665.07
22444PA0010082	Rating Area 2	Tobacco User/Non-Tobacco User	37	608.54	669.49
22444PA0010082	Rating Area 2	Tobacco User/Non-Tobacco User	38	612.47	673.91
22444PA0010082	Rating Area 2	Tobacco User/Non-Tobacco User	39	620.33	682.27
22444PA0010082	Rating Area 2	Tobacco User/Non-Tobacco User	40	628.20	691.12
22444PA0010082	Rating Area 2	Tobacco User/Non-Tobacco User	41	640.00	703.90
22444PA0010082	Rating Area 2	Tobacco User/Non-Tobacco User	42	651.30	716.68
22444PA0010082	Rating Area 2	Tobacco User/Non-Tobacco User	43	667.03	733.88
22444PA0010082	Rating Area 2	Tobacco User/Non-Tobacco User	44	686.69	755.51
22444PA0010082	Rating Area 2	Tobacco User/Non-Tobacco User	45	709.80	780.58
22444PA0010082	Rating Area 2	Tobacco User/Non-Tobacco User	46	737.32	811.06
22444PA0010082	Rating Area 2	Tobacco User/Non-Tobacco User	47	768.29	844.97
22444PA0010082	Rating Area 2	Tobacco User/Non-Tobacco User	48	803.68	884.30

22444PA0010082	Rating Area 2	Tobacco User/Non-Tobacco User	49	838.58	922.64
22444PA0010082	Rating Area 2	Tobacco User/Non-Tobacco User	50	877.91	965.89
22444PA0010082	Rating Area 2	Tobacco User/Non-Tobacco User	51	916.74	1008.66
22444PA0010082	Rating Area 2	Tobacco User/Non-Tobacco User	52	959.50	1055.36
22444PA0010082	Rating Area 2	Tobacco User/Non-Tobacco User	53	1002.76	1103.04
22444PA0010082	Rating Area 2	Tobacco User/Non-Tobacco User	54	1049.46	1154.16
22444PA0010082	Rating Area 2	Tobacco User/Non-Tobacco User	55	1096.15	1205.77
22444PA0010082	Rating Area 2	Tobacco User/Non-Tobacco User	56	1146.78	1261.31
22444PA0010082	Rating Area 2	Tobacco User/Non-Tobacco User	57	1197.90	1317.84
22444PA0010082	Rating Area 2	Tobacco User/Non-Tobacco User	58	1252.47	1377.81
22444PA0010082	Rating Area 2	Tobacco User/Non-Tobacco User	59	1279.50	1407.30
22444PA0010082	Rating Area 2	Tobacco User/Non-Tobacco User	60	1334.06	1467.27
22444PA0010082	Rating Area 2	Tobacco User/Non-Tobacco User	61	1381.25	1519.38
22444PA0010082	Rating Area 2	Tobacco User/Non-Tobacco User	62	1412.22	1553.29
22444PA0010082	Rating Area 2	Tobacco User/Non-Tobacco User	63	1451.05	1596.06
22444PA0010082	Rating Area 2	Tobacco User/Non-Tobacco User	64 and over	1474.65	1622.11
22444PA0010082	Rating Area 5	Tobacco User/Non-Tobacco User	0-14	357.23	357.23
22444PA0010082	Rating Area 5	Tobacco User/Non-Tobacco User	15	388.99	388.99
22444PA0010082	Rating Area 5	Tobacco User/Non-Tobacco User	16	401.13	401.13
22444PA0010082	Rating Area 5	Tobacco User/Non-Tobacco User	17	413.27	413.27
22444PA0010082	Rating Area 5	Tobacco User/Non-Tobacco User	18	426.35	426.35
22444PA0010082	Rating Area 5	Tobacco User/Non-Tobacco User	19	439.42	439.42
22444PA0010082	Rating Area 5	Tobacco User/Non-Tobacco User	20	452.96	452.96
22444PA0010082	Rating Area 5	Tobacco User/Non-Tobacco User	21	466.98	513.67
22444PA0010082	Rating Area 5	Tobacco User/Non-Tobacco User	22	466.98	513.67
22444PA0010082	Rating Area 5	Tobacco User/Non-Tobacco User	23	466.98	513.67
22444PA0010082	Rating Area 5	Tobacco User/Non-Tobacco User	24	466.98	513.67
22444PA0010082	Rating Area 5	Tobacco User/Non-Tobacco User	25	468.84	515.54
22444PA0010082	Rating Area 5	Tobacco User/Non-Tobacco User	26	478.18	525.81
22444PA0010082	Rating Area 5	Tobacco User/Non-Tobacco User	27	489.39	538.42
22444PA0010082	Rating Area 5	Tobacco User/Non-Tobacco User	28	507.60	558.50
22444PA0010082	Rating Area 5	Tobacco User/Non-Tobacco User	29	522.54	574.84
22444PA0010082	Rating Area 5	Tobacco User/Non-Tobacco User	30	530.01	583.25
22444PA0010082	Rating Area 5	Tobacco User/Non-Tobacco User	31	541.22	595.39
22444PA0010082	Rating Area 5	Tobacco User/Non-Tobacco User	32	552.43	607.53
22444PA0010082	Rating Area 5	Tobacco User/Non-Tobacco User	33	559.43	615.47
22444PA0010082	Rating Area 5	Tobacco User/Non-Tobacco User	34	566.90	623.41
22444PA0010082	Rating Area 5	Tobacco User/Non-Tobacco User	35	570.64	627.61
22444PA0010082	Rating Area 5	Tobacco User/Non-Tobacco User	36	574.38	631.81
22444PA0010082	Rating Area 5	Tobacco User/Non-Tobacco User	37	578.11	636.02
22444PA0010082	Rating Area 5	Tobacco User/Non-Tobacco User	38	581.85	640.22
22444PA0010082	Rating Area 5	Tobacco User/Non-Tobacco User	39	589.32	648.16
22444PA0010082	Rating Area 5	Tobacco User/Non-Tobacco User	40	596.79	656.56
22444PA0010082	Rating Area 5	Tobacco User/Non-Tobacco User	41	608.00	668.70
22444PA0010082	Rating Area 5	Tobacco User/Non-Tobacco User	42	618.74	680.84
22444PA0010082	Rating Area 5	Tobacco User/Non-Tobacco User	43	633.68	697.19
22444PA0010082	Rating Area 5	Tobacco User/Non-Tobacco User	44	652.36	717.74
22444PA0010082	Rating Area 5	Tobacco User/Non-Tobacco User	45	674.31	741.55
22444PA0010082	Rating Area 5	Tobacco User/Non-Tobacco User	46	700.46	770.50
22444PA0010082	Rating Area 5	Tobacco User/Non-Tobacco User	47	729.88	802.72
22444PA0010082	Rating Area 5	Tobacco User/Non-Tobacco User	48	763.50	840.08
22444PA0010082	Rating Area 5	Tobacco User/Non-Tobacco User	49	796.65	876.51
22444PA0010082	Rating Area 5	Tobacco User/Non-Tobacco User	50	834.01	917.60
22444PA0010082	Rating Area 5	Tobacco User/Non-Tobacco User	51	870.90	958.23
22444PA0010082	Rating Area 5	Tobacco User/Non-Tobacco User	52	911.53	1002.59
22444PA0010082	Rating Area 5	Tobacco User/Non-Tobacco User	53	952.62	1047.88
22444PA0010082	Rating Area 5	Tobacco User/Non-Tobacco User	54	996.98	1096.45
22444PA0010082	Rating Area 5	Tobacco User/Non-Tobacco User	55	1041.35	1145.48
22444PA0010082	Rating Area 5	Tobacco User/Non-Tobacco User	56	1089.44	1198.25
22444PA0010082	Rating Area 5	Tobacco User/Non-Tobacco User	57	1138.01	1251.95
22444PA0010082	Rating Area 5	Tobacco User/Non-Tobacco User	58	1189.84	1308.92
22444PA0010082	Rating Area 5	Tobacco User/Non-Tobacco User	59	1215.53	1336.94
22444PA0010082	Rating Area 5	Tobacco User/Non-Tobacco User	60	1267.36	1393.91
22444PA0010082	Rating Area 5	Tobacco User/Non-Tobacco User	61	1312.19	1443.41
22444PA0010082	Rating Area 5	Tobacco User/Non-Tobacco User	62	1341.61	1475.63
22444PA0010082	Rating Area 5	Tobacco User/Non-Tobacco User	63	1378.50	1516.26

22444PA0010082	Rating Area 5	Tobacco User/Non-Tobacco User	64 and over	1400.91	1541.01
22444PA0010090	Rating Area 2	Tobacco User/Non-Tobacco User	0-14	301.12	301.12
22444PA0010090	Rating Area 2	Tobacco User/Non-Tobacco User	15	327.89	327.89
22444PA0010090	Rating Area 2	Tobacco User/Non-Tobacco User	16	338.12	338.12
22444PA0010090	Rating Area 2	Tobacco User/Non-Tobacco User	17	348.36	348.36
22444PA0010090	Rating Area 2	Tobacco User/Non-Tobacco User	18	359.38	359.38
22444PA0010090	Rating Area 2	Tobacco User/Non-Tobacco User	19	370.40	370.40
22444PA0010090	Rating Area 2	Tobacco User/Non-Tobacco User	20	381.82	381.82
22444PA0010090	Rating Area 2	Tobacco User/Non-Tobacco User	21	393.63	432.99
22444PA0010090	Rating Area 2	Tobacco User/Non-Tobacco User	22	393.63	432.99
22444PA0010090	Rating Area 2	Tobacco User/Non-Tobacco User	23	393.63	432.99
22444PA0010090	Rating Area 2	Tobacco User/Non-Tobacco User	24	393.63	432.99
22444PA0010090	Rating Area 2	Tobacco User/Non-Tobacco User	25	395.20	434.56
22444PA0010090	Rating Area 2	Tobacco User/Non-Tobacco User	26	403.07	443.22
22444PA0010090	Rating Area 2	Tobacco User/Non-Tobacco User	27	412.52	453.85
22444PA0010090	Rating Area 2	Tobacco User/Non-Tobacco User	28	427.87	470.77
22444PA0010090	Rating Area 2	Tobacco User/Non-Tobacco User	29	440.47	484.55
22444PA0010090	Rating Area 2	Tobacco User/Non-Tobacco User	30	446.76	491.64
22444PA0010090	Rating Area 2	Tobacco User/Non-Tobacco User	31	456.21	501.87
22444PA0010090	Rating Area 2	Tobacco User/Non-Tobacco User	32	465.66	512.10
22444PA0010090	Rating Area 2	Tobacco User/Non-Tobacco User	33	471.56	518.80
22444PA0010090	Rating Area 2	Tobacco User/Non-Tobacco User	34	477.86	525.49
22444PA0010090	Rating Area 2	Tobacco User/Non-Tobacco User	35	481.01	529.03
22444PA0010090	Rating Area 2	Tobacco User/Non-Tobacco User	36	484.16	532.57
22444PA0010090	Rating Area 2	Tobacco User/Non-Tobacco User	37	487.31	536.12
22444PA0010090	Rating Area 2	Tobacco User/Non-Tobacco User	38	490.46	539.66
22444PA0010090	Rating Area 2	Tobacco User/Non-Tobacco User	39	496.75	546.35
22444PA0010090	Rating Area 2	Tobacco User/Non-Tobacco User	40	503.05	553.44
22444PA0010090	Rating Area 2	Tobacco User/Non-Tobacco User	41	512.50	563.67
22444PA0010090	Rating Area 2	Tobacco User/Non-Tobacco User	42	521.55	573.90
22444PA0010090	Rating Area 2	Tobacco User/Non-Tobacco User	43	534.15	587.68
22444PA0010090	Rating Area 2	Tobacco User/Non-Tobacco User	44	549.89	605.00
22444PA0010090	Rating Area 2	Tobacco User/Non-Tobacco User	45	568.39	625.07
22444PA0010090	Rating Area 2	Tobacco User/Non-Tobacco User	46	590.44	649.48
22444PA0010090	Rating Area 2	Tobacco User/Non-Tobacco User	47	615.23	676.64
22444PA0010090	Rating Area 2	Tobacco User/Non-Tobacco User	48	643.58	708.13
22444PA0010090	Rating Area 2	Tobacco User/Non-Tobacco User	49	671.52	738.83
22444PA0010090	Rating Area 2	Tobacco User/Non-Tobacco User	50	703.01	773.47
22444PA0010090	Rating Area 2	Tobacco User/Non-Tobacco User	51	734.11	807.72
22444PA0010090	Rating Area 2	Tobacco User/Non-Tobacco User	52	768.35	845.11
22444PA0010090	Rating Area 2	Tobacco User/Non-Tobacco User	53	802.99	883.29
22444PA0010090	Rating Area 2	Tobacco User/Non-Tobacco User	54	840.39	924.23
22444PA0010090	Rating Area 2	Tobacco User/Non-Tobacco User	55	877.78	965.56
22444PA0010090	Rating Area 2	Tobacco User/Non-Tobacco User	56	918.32	1010.04
22444PA0010090	Rating Area 2	Tobacco User/Non-Tobacco User	57	959.26	1055.31
22444PA0010090	Rating Area 2	Tobacco User/Non-Tobacco User	58	1002.95	1103.33
22444PA0010090	Rating Area 2	Tobacco User/Non-Tobacco User	59	1024.60	1126.95
22444PA0010090	Rating Area 2	Tobacco User/Non-Tobacco User	60	1068.30	1174.97
22444PA0010090	Rating Area 2	Tobacco User/Non-Tobacco User	61	1106.08	1216.69
22444PA0010090	Rating Area 2	Tobacco User/Non-Tobacco User	62	1130.88	1243.85
22444PA0010090	Rating Area 2	Tobacco User/Non-Tobacco User	63	1161.98	1278.10
22444PA0010090	Rating Area 2	Tobacco User/Non-Tobacco User	64 and over	1180.87	1298.96
22444PA0010090	Rating Area 5	Tobacco User/Non-Tobacco User	0-14	286.07	286.07
22444PA0010090	Rating Area 5	Tobacco User/Non-Tobacco User	15	311.49	311.49
22444PA0010090	Rating Area 5	Tobacco User/Non-Tobacco User	16	321.22	321.22
22444PA0010090	Rating Area 5	Tobacco User/Non-Tobacco User	17	330.94	330.94
22444PA0010090	Rating Area 5	Tobacco User/Non-Tobacco User	18	341.41	341.41
22444PA0010090	Rating Area 5	Tobacco User/Non-Tobacco User	19	351.88	351.88
22444PA0010090	Rating Area 5	Tobacco User/Non-Tobacco User	20	362.72	362.72
22444PA0010090	Rating Area 5	Tobacco User/Non-Tobacco User	21	373.95	411.34
22444PA0010090	Rating Area 5	Tobacco User/Non-Tobacco User	22	373.95	411.34
22444PA0010090	Rating Area 5	Tobacco User/Non-Tobacco User	23	373.95	411.34
22444PA0010090	Rating Area 5	Tobacco User/Non-Tobacco User	24	373.95	411.34
22444PA0010090	Rating Area 5	Tobacco User/Non-Tobacco User	25	375.44	412.83
22444PA0010090	Rating Area 5	Tobacco User/Non-Tobacco User	26	382.92	421.06
22444PA0010090	Rating Area 5	Tobacco User/Non-Tobacco User	27	391.89	431.16

22444PA0010090	Rating Area 5	Tobacco User/Non-Tobacco User	28	406.48	447.24
22444PA0010090	Rating Area 5	Tobacco User/Non-Tobacco User	29	418.44	460.32
22444PA0010090	Rating Area 5	Tobacco User/Non-Tobacco User	30	424.43	467.05
22444PA0010090	Rating Area 5	Tobacco User/Non-Tobacco User	31	433.40	476.78
22444PA0010090	Rating Area 5	Tobacco User/Non-Tobacco User	32	442.37	486.50
22444PA0010090	Rating Area 5	Tobacco User/Non-Tobacco User	33	447.98	492.86
22444PA0010090	Rating Area 5	Tobacco User/Non-Tobacco User	34	453.97	499.21
22444PA0010090	Rating Area 5	Tobacco User/Non-Tobacco User	35	456.96	502.58
22444PA0010090	Rating Area 5	Tobacco User/Non-Tobacco User	36	459.95	505.94
22444PA0010090	Rating Area 5	Tobacco User/Non-Tobacco User	37	462.94	509.31
22444PA0010090	Rating Area 5	Tobacco User/Non-Tobacco User	38	465.93	512.68
22444PA0010090	Rating Area 5	Tobacco User/Non-Tobacco User	39	471.92	519.03
22444PA0010090	Rating Area 5	Tobacco User/Non-Tobacco User	40	477.90	525.76
22444PA0010090	Rating Area 5	Tobacco User/Non-Tobacco User	41	486.87	535.49
22444PA0010090	Rating Area 5	Tobacco User/Non-Tobacco User	42	495.47	545.21
22444PA0010090	Rating Area 5	Tobacco User/Non-Tobacco User	43	507.44	558.30
22444PA0010090	Rating Area 5	Tobacco User/Non-Tobacco User	44	522.40	574.75
22444PA0010090	Rating Area 5	Tobacco User/Non-Tobacco User	45	539.97	593.82
22444PA0010090	Rating Area 5	Tobacco User/Non-Tobacco User	46	560.91	617.01
22444PA0010090	Rating Area 5	Tobacco User/Non-Tobacco User	47	584.47	642.81
22444PA0010090	Rating Area 5	Tobacco User/Non-Tobacco User	48	611.40	672.72
22444PA0010090	Rating Area 5	Tobacco User/Non-Tobacco User	49	637.95	701.89
22444PA0010090	Rating Area 5	Tobacco User/Non-Tobacco User	50	667.86	734.80
22444PA0010090	Rating Area 5	Tobacco User/Non-Tobacco User	51	697.40	767.33
22444PA0010090	Rating Area 5	Tobacco User/Non-Tobacco User	52	729.94	802.86
22444PA0010090	Rating Area 5	Tobacco User/Non-Tobacco User	53	762.84	839.13
22444PA0010090	Rating Area 5	Tobacco User/Non-Tobacco User	54	798.37	878.02
22444PA0010090	Rating Area 5	Tobacco User/Non-Tobacco User	55	833.89	917.28
22444PA0010090	Rating Area 5	Tobacco User/Non-Tobacco User	56	872.41	959.54
22444PA0010090	Rating Area 5	Tobacco User/Non-Tobacco User	57	911.30	1002.54
22444PA0010090	Rating Area 5	Tobacco User/Non-Tobacco User	58	952.81	1048.16
22444PA0010090	Rating Area 5	Tobacco User/Non-Tobacco User	59	973.37	1070.60
22444PA0010090	Rating Area 5	Tobacco User/Non-Tobacco User	60	1014.88	1116.22
22444PA0010090	Rating Area 5	Tobacco User/Non-Tobacco User	61	1050.78	1155.86
22444PA0010090	Rating Area 5	Tobacco User/Non-Tobacco User	62	1074.34	1181.66
22444PA0010090	Rating Area 5	Tobacco User/Non-Tobacco User	63	1103.88	1214.19
22444PA0010090	Rating Area 5	Tobacco User/Non-Tobacco User	64 and over	1121.83	1234.01
22444PA0010098	Rating Area 2	Tobacco User/Non-Tobacco User	0-14	413.82	413.82
22444PA0010098	Rating Area 2	Tobacco User/Non-Tobacco User	15	450.60	450.60
22444PA0010098	Rating Area 2	Tobacco User/Non-Tobacco User	16	464.67	464.67
22444PA0010098	Rating Area 2	Tobacco User/Non-Tobacco User	17	478.73	478.73
22444PA0010098	Rating Area 2	Tobacco User/Non-Tobacco User	18	493.88	493.88
22444PA0010098	Rating Area 2	Tobacco User/Non-Tobacco User	19	509.02	509.02
22444PA0010098	Rating Area 2	Tobacco User/Non-Tobacco User	20	524.71	524.71
22444PA0010098	Rating Area 2	Tobacco User/Non-Tobacco User	21	540.94	595.04
22444PA0010098	Rating Area 2	Tobacco User/Non-Tobacco User	22	540.94	595.04
22444PA0010098	Rating Area 2	Tobacco User/Non-Tobacco User	23	540.94	595.04
22444PA0010098	Rating Area 2	Tobacco User/Non-Tobacco User	24	540.94	595.04
22444PA0010098	Rating Area 2	Tobacco User/Non-Tobacco User	25	543.10	597.20
22444PA0010098	Rating Area 2	Tobacco User/Non-Tobacco User	26	553.92	609.10
22444PA0010098	Rating Area 2	Tobacco User/Non-Tobacco User	27	566.91	623.70
22444PA0010098	Rating Area 2	Tobacco User/Non-Tobacco User	28	588.00	646.96
22444PA0010098	Rating Area 2	Tobacco User/Non-Tobacco User	29	605.31	665.90
22444PA0010098	Rating Area 2	Tobacco User/Non-Tobacco User	30	613.97	675.63
22444PA0010098	Rating Area 2	Tobacco User/Non-Tobacco User	31	626.95	689.70
22444PA0010098	Rating Area 2	Tobacco User/Non-Tobacco User	32	639.93	703.76
22444PA0010098	Rating Area 2	Tobacco User/Non-Tobacco User	33	648.05	712.96
22444PA0010098	Rating Area 2	Tobacco User/Non-Tobacco User	34	656.70	722.15
22444PA0010098	Rating Area 2	Tobacco User/Non-Tobacco User	35	661.03	727.02
22444PA0010098	Rating Area 2	Tobacco User/Non-Tobacco User	36	665.36	731.89
22444PA0010098	Rating Area 2	Tobacco User/Non-Tobacco User	37	669.68	736.76
22444PA0010098	Rating Area 2	Tobacco User/Non-Tobacco User	38	674.01	741.63
22444PA0010098	Rating Area 2	Tobacco User/Non-Tobacco User	39	682.67	750.82
22444PA0010098	Rating Area 2	Tobacco User/Non-Tobacco User	40	691.32	760.56
22444PA0010098	Rating Area 2	Tobacco User/Non-Tobacco User	41	704.30	774.63
22444PA0010098	Rating Area 2	Tobacco User/Non-Tobacco User	42	716.75	788.69

22444PA0010098	Rating Area 2	Tobacco User/Non-Tobacco User	43	734.06	807.62
22444PA0010098	Rating Area 2	Tobacco User/Non-Tobacco User	44	755.69	831.42
22444PA0010098	Rating Area 2	Tobacco User/Non-Tobacco User	45	781.12	859.01
22444PA0010098	Rating Area 2	Tobacco User/Non-Tobacco User	46	811.41	892.55
22444PA0010098	Rating Area 2	Tobacco User/Non-Tobacco User	47	845.49	929.88
22444PA0010098	Rating Area 2	Tobacco User/Non-Tobacco User	48	884.44	973.15
22444PA0010098	Rating Area 2	Tobacco User/Non-Tobacco User	49	922.84	1015.34
22444PA0010098	Rating Area 2	Tobacco User/Non-Tobacco User	50	966.12	1062.95
22444PA0010098	Rating Area 2	Tobacco User/Non-Tobacco User	51	1008.85	1110.01
22444PA0010098	Rating Area 2	Tobacco User/Non-Tobacco User	52	1055.91	1161.40
22444PA0010098	Rating Area 2	Tobacco User/Non-Tobacco User	53	1103.52	1213.87
22444PA0010098	Rating Area 2	Tobacco User/Non-Tobacco User	54	1154.91	1270.13
22444PA0010098	Rating Area 2	Tobacco User/Non-Tobacco User	55	1206.30	1326.93
22444PA0010098	Rating Area 2	Tobacco User/Non-Tobacco User	56	1262.01	1388.05
22444PA0010098	Rating Area 2	Tobacco User/Non-Tobacco User	57	1318.27	1450.26
22444PA0010098	Rating Area 2	Tobacco User/Non-Tobacco User	58	1378.32	1516.25
22444PA0010098	Rating Area 2	Tobacco User/Non-Tobacco User	59	1408.07	1548.71
22444PA0010098	Rating Area 2	Tobacco User/Non-Tobacco User	60	1468.11	1614.71
22444PA0010098	Rating Area 2	Tobacco User/Non-Tobacco User	61	1520.04	1672.05
22444PA0010098	Rating Area 2	Tobacco User/Non-Tobacco User	62	1554.12	1709.37
22444PA0010098	Rating Area 2	Tobacco User/Non-Tobacco User	63	1596.85	1756.43
22444PA0010098	Rating Area 2	Tobacco User/Non-Tobacco User	64 and over	1622.82	1785.10
22444PA0010098	Rating Area 5	Tobacco User/Non-Tobacco User	0-14	393.13	393.13
22444PA0010098	Rating Area 5	Tobacco User/Non-Tobacco User	15	428.07	428.07
22444PA0010098	Rating Area 5	Tobacco User/Non-Tobacco User	16	441.43	441.43
22444PA0010098	Rating Area 5	Tobacco User/Non-Tobacco User	17	454.80	454.80
22444PA0010098	Rating Area 5	Tobacco User/Non-Tobacco User	18	469.18	469.18
22444PA0010098	Rating Area 5	Tobacco User/Non-Tobacco User	19	483.57	483.57
22444PA0010098	Rating Area 5	Tobacco User/Non-Tobacco User	20	498.48	498.48
22444PA0010098	Rating Area 5	Tobacco User/Non-Tobacco User	21	513.90	565.29
22444PA0010098	Rating Area 5	Tobacco User/Non-Tobacco User	22	513.90	565.29
22444PA0010098	Rating Area 5	Tobacco User/Non-Tobacco User	23	513.90	565.29
22444PA0010098	Rating Area 5	Tobacco User/Non-Tobacco User	24	513.90	565.29
22444PA0010098	Rating Area 5	Tobacco User/Non-Tobacco User	25	515.95	567.34
22444PA0010098	Rating Area 5	Tobacco User/Non-Tobacco User	26	526.23	578.64
22444PA0010098	Rating Area 5	Tobacco User/Non-Tobacco User	27	538.56	592.52
22444PA0010098	Rating Area 5	Tobacco User/Non-Tobacco User	28	558.60	614.62
22444PA0010098	Rating Area 5	Tobacco User/Non-Tobacco User	29	575.05	632.60
22444PA0010098	Rating Area 5	Tobacco User/Non-Tobacco User	30	583.27	641.85
22444PA0010098	Rating Area 5	Tobacco User/Non-Tobacco User	31	595.60	655.21
22444PA0010098	Rating Area 5	Tobacco User/Non-Tobacco User	32	607.94	668.57
22444PA0010098	Rating Area 5	Tobacco User/Non-Tobacco User	33	615.64	677.31
22444PA0010098	Rating Area 5	Tobacco User/Non-Tobacco User	34	623.87	686.05
22444PA0010098	Rating Area 5	Tobacco User/Non-Tobacco User	35	627.98	690.67
22444PA0010098	Rating Area 5	Tobacco User/Non-Tobacco User	36	632.09	695.30
22444PA0010098	Rating Area 5	Tobacco User/Non-Tobacco User	37	636.20	699.92
22444PA0010098	Rating Area 5	Tobacco User/Non-Tobacco User	38	640.31	704.55
22444PA0010098	Rating Area 5	Tobacco User/Non-Tobacco User	39	648.53	713.28
22444PA0010098	Rating Area 5	Tobacco User/Non-Tobacco User	40	656.76	722.53
22444PA0010098	Rating Area 5	Tobacco User/Non-Tobacco User	41	669.09	735.89
22444PA0010098	Rating Area 5	Tobacco User/Non-Tobacco User	42	680.91	749.26
22444PA0010098	Rating Area 5	Tobacco User/Non-Tobacco User	43	697.35	767.24
22444PA0010098	Rating Area 5	Tobacco User/Non-Tobacco User	44	717.91	789.85
22444PA0010098	Rating Area 5	Tobacco User/Non-Tobacco User	45	742.06	816.06
22444PA0010098	Rating Area 5	Tobacco User/Non-Tobacco User	46	770.84	847.92
22444PA0010098	Rating Area 5	Tobacco User/Non-Tobacco User	47	803.21	883.38
22444PA0010098	Rating Area 5	Tobacco User/Non-Tobacco User	48	840.22	924.49
22444PA0010098	Rating Area 5	Tobacco User/Non-Tobacco User	49	876.70	964.58
22444PA0010098	Rating Area 5	Tobacco User/Non-Tobacco User	50	917.81	1009.80
22444PA0010098	Rating Area 5	Tobacco User/Non-Tobacco User	51	958.41	1054.51
22444PA0010098	Rating Area 5	Tobacco User/Non-Tobacco User	52	1003.12	1103.33
22444PA0010098	Rating Area 5	Tobacco User/Non-Tobacco User	53	1048.34	1153.18
22444PA0010098	Rating Area 5	Tobacco User/Non-Tobacco User	54	1097.16	1206.62
22444PA0010098	Rating Area 5	Tobacco User/Non-Tobacco User	55	1145.98	1260.58
22444PA0010098	Rating Area 5	Tobacco User/Non-Tobacco User	56	1198.91	1318.65
22444PA0010098	Rating Area 5	Tobacco User/Non-Tobacco User	57	1252.36	1377.75

22444PA0010098	Rating Area 5	Tobacco User/Non-Tobacco User	58	1309.40	1440.44
22444PA0010098	Rating Area 5	Tobacco User/Non-Tobacco User	59	1337.66	1471.28
22444PA0010098	Rating Area 5	Tobacco User/Non-Tobacco User	60	1394.71	1533.97
22444PA0010098	Rating Area 5	Tobacco User/Non-Tobacco User	61	1444.04	1588.44
22444PA0010098	Rating Area 5	Tobacco User/Non-Tobacco User	62	1476.41	1623.90
22444PA0010098	Rating Area 5	Tobacco User/Non-Tobacco User	63	1517.01	1668.61
22444PA0010098	Rating Area 5	Tobacco User/Non-Tobacco User	64 and over	1541.68	1695.85
22444PA0010106	Rating Area 2	Tobacco User/Non-Tobacco User	0-14	269.22	269.22
22444PA0010106	Rating Area 2	Tobacco User/Non-Tobacco User	15	293.15	293.15
22444PA0010106	Rating Area 2	Tobacco User/Non-Tobacco User	16	302.30	302.30
22444PA0010106	Rating Area 2	Tobacco User/Non-Tobacco User	17	311.45	311.45
22444PA0010106	Rating Area 2	Tobacco User/Non-Tobacco User	18	321.30	321.30
22444PA0010106	Rating Area 2	Tobacco User/Non-Tobacco User	19	331.15	331.15
22444PA0010106	Rating Area 2	Tobacco User/Non-Tobacco User	20	341.36	341.36
22444PA0010106	Rating Area 2	Tobacco User/Non-Tobacco User	21	351.92	387.11
22444PA0010106	Rating Area 2	Tobacco User/Non-Tobacco User	22	351.92	387.11
22444PA0010106	Rating Area 2	Tobacco User/Non-Tobacco User	23	351.92	387.11
22444PA0010106	Rating Area 2	Tobacco User/Non-Tobacco User	24	351.92	387.11
22444PA0010106	Rating Area 2	Tobacco User/Non-Tobacco User	25	353.33	388.52
22444PA0010106	Rating Area 2	Tobacco User/Non-Tobacco User	26	360.36	396.26
22444PA0010106	Rating Area 2	Tobacco User/Non-Tobacco User	27	368.81	405.76
22444PA0010106	Rating Area 2	Tobacco User/Non-Tobacco User	28	382.53	420.89
22444PA0010106	Rating Area 2	Tobacco User/Non-Tobacco User	29	393.80	433.21
22444PA0010106	Rating Area 2	Tobacco User/Non-Tobacco User	30	399.43	439.55
22444PA0010106	Rating Area 2	Tobacco User/Non-Tobacco User	31	407.87	448.70
22444PA0010106	Rating Area 2	Tobacco User/Non-Tobacco User	32	416.32	457.85
22444PA0010106	Rating Area 2	Tobacco User/Non-Tobacco User	33	421.60	463.83
22444PA0010106	Rating Area 2	Tobacco User/Non-Tobacco User	34	427.23	469.81
22444PA0010106	Rating Area 2	Tobacco User/Non-Tobacco User	35	430.04	472.98
22444PA0010106	Rating Area 2	Tobacco User/Non-Tobacco User	36	432.86	476.15
22444PA0010106	Rating Area 2	Tobacco User/Non-Tobacco User	37	435.67	479.31
22444PA0010106	Rating Area 2	Tobacco User/Non-Tobacco User	38	438.49	482.48
22444PA0010106	Rating Area 2	Tobacco User/Non-Tobacco User	39	444.12	488.46
22444PA0010106	Rating Area 2	Tobacco User/Non-Tobacco User	40	449.75	494.80
22444PA0010106	Rating Area 2	Tobacco User/Non-Tobacco User	41	458.20	503.95
22444PA0010106	Rating Area 2	Tobacco User/Non-Tobacco User	42	466.29	513.10
22444PA0010106	Rating Area 2	Tobacco User/Non-Tobacco User	43	477.55	525.41
22444PA0010106	Rating Area 2	Tobacco User/Non-Tobacco User	44	491.63	540.90
22444PA0010106	Rating Area 2	Tobacco User/Non-Tobacco User	45	508.17	558.85
22444PA0010106	Rating Area 2	Tobacco User/Non-Tobacco User	46	527.88	580.66
22444PA0010106	Rating Area 2	Tobacco User/Non-Tobacco User	47	550.05	604.95
22444PA0010106	Rating Area 2	Tobacco User/Non-Tobacco User	48	575.39	633.10
22444PA0010106	Rating Area 2	Tobacco User/Non-Tobacco User	49	600.37	660.55
22444PA0010106	Rating Area 2	Tobacco User/Non-Tobacco User	50	628.53	691.52
22444PA0010106	Rating Area 2	Tobacco User/Non-Tobacco User	51	656.33	722.14
22444PA0010106	Rating Area 2	Tobacco User/Non-Tobacco User	52	686.94	755.57
22444PA0010106	Rating Area 2	Tobacco User/Non-Tobacco User	53	717.91	789.70
22444PA0010106	Rating Area 2	Tobacco User/Non-Tobacco User	54	751.34	826.30
22444PA0010106	Rating Area 2	Tobacco User/Non-Tobacco User	55	784.78	863.25
22444PA0010106	Rating Area 2	Tobacco User/Non-Tobacco User	56	821.02	903.02
22444PA0010106	Rating Area 2	Tobacco User/Non-Tobacco User	57	857.62	943.49
22444PA0010106	Rating Area 2	Tobacco User/Non-Tobacco User	58	896.69	986.43
22444PA0010106	Rating Area 2	Tobacco User/Non-Tobacco User	59	916.04	1007.54
22444PA0010106	Rating Area 2	Tobacco User/Non-Tobacco User	60	955.11	1050.48
22444PA0010106	Rating Area 2	Tobacco User/Non-Tobacco User	61	988.89	1087.78
22444PA0010106	Rating Area 2	Tobacco User/Non-Tobacco User	62	1011.06	1112.06
22444PA0010106	Rating Area 2	Tobacco User/Non-Tobacco User	63	1038.86	1142.68
22444PA0010106	Rating Area 2	Tobacco User/Non-Tobacco User	64 and over	1055.75	1161.33
22444PA0010106	Rating Area 5	Tobacco User/Non-Tobacco User	0-14	255.76	255.76
22444PA0010106	Rating Area 5	Tobacco User/Non-Tobacco User	15	278.49	278.49
22444PA0010106	Rating Area 5	Tobacco User/Non-Tobacco User	16	287.18	287.18
22444PA0010106	Rating Area 5	Tobacco User/Non-Tobacco User	17	295.88	295.88
22444PA0010106	Rating Area 5	Tobacco User/Non-Tobacco User	18	305.24	305.24
22444PA0010106	Rating Area 5	Tobacco User/Non-Tobacco User	19	314.60	314.60
22444PA0010106	Rating Area 5	Tobacco User/Non-Tobacco User	20	324.29	324.29
22444PA0010106	Rating Area 5	Tobacco User/Non-Tobacco User	21	334.33	367.76

22444PA0010106	Rating Area 5	Tobacco User/Non-Tobacco User	22	334.33	367.76
22444PA0010106	Rating Area 5	Tobacco User/Non-Tobacco User	23	334.33	367.76
22444PA0010106	Rating Area 5	Tobacco User/Non-Tobacco User	24	334.33	367.76
22444PA0010106	Rating Area 5	Tobacco User/Non-Tobacco User	25	335.66	369.09
22444PA0010106	Rating Area 5	Tobacco User/Non-Tobacco User	26	342.35	376.45
22444PA0010106	Rating Area 5	Tobacco User/Non-Tobacco User	27	350.37	385.47
22444PA0010106	Rating Area 5	Tobacco User/Non-Tobacco User	28	363.41	399.85
22444PA0010106	Rating Area 5	Tobacco User/Non-Tobacco User	29	374.11	411.55
22444PA0010106	Rating Area 5	Tobacco User/Non-Tobacco User	30	379.46	417.57
22444PA0010106	Rating Area 5	Tobacco User/Non-Tobacco User	31	387.48	426.26
22444PA0010106	Rating Area 5	Tobacco User/Non-Tobacco User	32	395.50	434.95
22444PA0010106	Rating Area 5	Tobacco User/Non-Tobacco User	33	400.52	440.64
22444PA0010106	Rating Area 5	Tobacco User/Non-Tobacco User	34	405.87	446.32
22444PA0010106	Rating Area 5	Tobacco User/Non-Tobacco User	35	408.54	449.33
22444PA0010106	Rating Area 5	Tobacco User/Non-Tobacco User	36	411.22	452.34
22444PA0010106	Rating Area 5	Tobacco User/Non-Tobacco User	37	413.89	455.35
22444PA0010106	Rating Area 5	Tobacco User/Non-Tobacco User	38	416.57	458.36
22444PA0010106	Rating Area 5	Tobacco User/Non-Tobacco User	39	421.91	464.04
22444PA0010106	Rating Area 5	Tobacco User/Non-Tobacco User	40	427.26	470.06
22444PA0010106	Rating Area 5	Tobacco User/Non-Tobacco User	41	435.29	478.75
22444PA0010106	Rating Area 5	Tobacco User/Non-Tobacco User	42	442.98	487.44
22444PA0010106	Rating Area 5	Tobacco User/Non-Tobacco User	43	453.68	499.14
22444PA0010106	Rating Area 5	Tobacco User/Non-Tobacco User	44	467.05	513.85
22444PA0010106	Rating Area 5	Tobacco User/Non-Tobacco User	45	482.76	530.90
22444PA0010106	Rating Area 5	Tobacco User/Non-Tobacco User	46	501.48	551.63
22444PA0010106	Rating Area 5	Tobacco User/Non-Tobacco User	47	522.55	574.70
22444PA0010106	Rating Area 5	Tobacco User/Non-Tobacco User	48	546.62	601.45
22444PA0010106	Rating Area 5	Tobacco User/Non-Tobacco User	49	570.35	627.52
22444PA0010106	Rating Area 5	Tobacco User/Non-Tobacco User	50	597.10	656.94
22444PA0010106	Rating Area 5	Tobacco User/Non-Tobacco User	51	623.51	686.03
22444PA0010106	Rating Area 5	Tobacco User/Non-Tobacco User	52	652.60	717.79
22444PA0010106	Rating Area 5	Tobacco User/Non-Tobacco User	53	682.02	750.22
22444PA0010106	Rating Area 5	Tobacco User/Non-Tobacco User	54	713.78	784.99
22444PA0010106	Rating Area 5	Tobacco User/Non-Tobacco User	55	745.54	820.09
22444PA0010106	Rating Area 5	Tobacco User/Non-Tobacco User	56	779.97	857.87
22444PA0010106	Rating Area 5	Tobacco User/Non-Tobacco User	57	814.74	896.32
22444PA0010106	Rating Area 5	Tobacco User/Non-Tobacco User	58	851.85	937.10
22444PA0010106	Rating Area 5	Tobacco User/Non-Tobacco User	59	870.24	957.16
22444PA0010106	Rating Area 5	Tobacco User/Non-Tobacco User	60	907.35	997.95
22444PA0010106	Rating Area 5	Tobacco User/Non-Tobacco User	61	939.45	1033.39
22444PA0010106	Rating Area 5	Tobacco User/Non-Tobacco User	62	960.51	1056.46
22444PA0010106	Rating Area 5	Tobacco User/Non-Tobacco User	63	986.92	1085.54
22444PA0010106	Rating Area 5	Tobacco User/Non-Tobacco User	64 and over	1002.97	1103.26
22444PA0010135	Rating Area 6	Tobacco User/Non-Tobacco User	0-14	353.47	353.47
22444PA0010135	Rating Area 6	Tobacco User/Non-Tobacco User	15	384.89	384.89
22444PA0010135	Rating Area 6	Tobacco User/Non-Tobacco User	16	396.91	396.91
22444PA0010135	Rating Area 6	Tobacco User/Non-Tobacco User	17	408.92	408.92
22444PA0010135	Rating Area 6	Tobacco User/Non-Tobacco User	18	421.86	421.86
22444PA0010135	Rating Area 6	Tobacco User/Non-Tobacco User	19	434.79	434.79
22444PA0010135	Rating Area 6	Tobacco User/Non-Tobacco User	20	448.19	448.19
22444PA0010135	Rating Area 6	Tobacco User/Non-Tobacco User	21	462.06	508.27
22444PA0010135	Rating Area 6	Tobacco User/Non-Tobacco User	22	462.06	508.27
22444PA0010135	Rating Area 6	Tobacco User/Non-Tobacco User	23	462.06	508.27
22444PA0010135	Rating Area 6	Tobacco User/Non-Tobacco User	24	462.06	508.27
22444PA0010135	Rating Area 6	Tobacco User/Non-Tobacco User	25	463.90	510.11
22444PA0010135	Rating Area 6	Tobacco User/Non-Tobacco User	26	473.15	520.28
22444PA0010135	Rating Area 6	Tobacco User/Non-Tobacco User	27	484.23	532.75
22444PA0010135	Rating Area 6	Tobacco User/Non-Tobacco User	28	502.25	552.62
22444PA0010135	Rating Area 6	Tobacco User/Non-Tobacco User	29	517.04	568.79
22444PA0010135	Rating Area 6	Tobacco User/Non-Tobacco User	30	524.43	577.11
22444PA0010135	Rating Area 6	Tobacco User/Non-Tobacco User	31	535.52	589.12
22444PA0010135	Rating Area 6	Tobacco User/Non-Tobacco User	32	546.61	601.13
22444PA0010135	Rating Area 6	Tobacco User/Non-Tobacco User	33	553.54	608.99
22444PA0010135	Rating Area 6	Tobacco User/Non-Tobacco User	34	560.94	616.84
22444PA0010135	Rating Area 6	Tobacco User/Non-Tobacco User	35	564.63	621.00
22444PA0010135	Rating Area 6	Tobacco User/Non-Tobacco User	36	568.33	625.16

22444PA0010135	Rating Area 6	Tobacco User/Non-Tobacco User	37	572.03	629.32
22444PA0010135	Rating Area 6	Tobacco User/Non-Tobacco User	38	575.72	633.48
22444PA0010135	Rating Area 6	Tobacco User/Non-Tobacco User	39	583.11	641.33
22444PA0010135	Rating Area 6	Tobacco User/Non-Tobacco User	40	590.51	649.65
22444PA0010135	Rating Area 6	Tobacco User/Non-Tobacco User	41	601.60	661.66
22444PA0010135	Rating Area 6	Tobacco User/Non-Tobacco User	42	612.22	673.68
22444PA0010135	Rating Area 6	Tobacco User/Non-Tobacco User	43	627.01	689.85
22444PA0010135	Rating Area 6	Tobacco User/Non-Tobacco User	44	645.49	710.18
22444PA0010135	Rating Area 6	Tobacco User/Non-Tobacco User	45	667.21	733.74
22444PA0010135	Rating Area 6	Tobacco User/Non-Tobacco User	46	693.08	762.39
22444PA0010135	Rating Area 6	Tobacco User/Non-Tobacco User	47	722.19	794.27
22444PA0010135	Rating Area 6	Tobacco User/Non-Tobacco User	48	755.46	831.24
22444PA0010135	Rating Area 6	Tobacco User/Non-Tobacco User	49	788.27	867.28
22444PA0010135	Rating Area 6	Tobacco User/Non-Tobacco User	50	825.23	907.94
22444PA0010135	Rating Area 6	Tobacco User/Non-Tobacco User	51	861.73	948.14
22444PA0010135	Rating Area 6	Tobacco User/Non-Tobacco User	52	901.93	992.03
22444PA0010135	Rating Area 6	Tobacco User/Non-Tobacco User	53	942.59	1036.85
22444PA0010135	Rating Area 6	Tobacco User/Non-Tobacco User	54	986.49	1084.91
22444PA0010135	Rating Area 6	Tobacco User/Non-Tobacco User	55	1030.38	1133.42
22444PA0010135	Rating Area 6	Tobacco User/Non-Tobacco User	56	1077.98	1185.64
22444PA0010135	Rating Area 6	Tobacco User/Non-Tobacco User	57	1126.03	1238.77
22444PA0010135	Rating Area 6	Tobacco User/Non-Tobacco User	58	1177.32	1295.14
22444PA0010135	Rating Area 6	Tobacco User/Non-Tobacco User	59	1202.73	1322.87
22444PA0010135	Rating Area 6	Tobacco User/Non-Tobacco User	60	1254.02	1379.24
22444PA0010135	Rating Area 6	Tobacco User/Non-Tobacco User	61	1298.38	1428.22
22444PA0010135	Rating Area 6	Tobacco User/Non-Tobacco User	62	1327.49	1460.10
22444PA0010135	Rating Area 6	Tobacco User/Non-Tobacco User	63	1363.99	1500.30
22444PA0010135	Rating Area 6	Tobacco User/Non-Tobacco User	64 and over	1386.17	1524.78
22444PA0010136	Rating Area 6	Tobacco User/Non-Tobacco User	0-14	388.99	388.99
22444PA0010136	Rating Area 6	Tobacco User/Non-Tobacco User	15	423.57	423.57
22444PA0010136	Rating Area 6	Tobacco User/Non-Tobacco User	16	436.79	436.79
22444PA0010136	Rating Area 6	Tobacco User/Non-Tobacco User	17	450.01	450.01
22444PA0010136	Rating Area 6	Tobacco User/Non-Tobacco User	18	464.24	464.24
22444PA0010136	Rating Area 6	Tobacco User/Non-Tobacco User	19	478.48	478.48
22444PA0010136	Rating Area 6	Tobacco User/Non-Tobacco User	20	493.23	493.23
22444PA0010136	Rating Area 6	Tobacco User/Non-Tobacco User	21	508.49	559.34
22444PA0010136	Rating Area 6	Tobacco User/Non-Tobacco User	22	508.49	559.34
22444PA0010136	Rating Area 6	Tobacco User/Non-Tobacco User	23	508.49	559.34
22444PA0010136	Rating Area 6	Tobacco User/Non-Tobacco User	24	508.49	559.34
22444PA0010136	Rating Area 6	Tobacco User/Non-Tobacco User	25	510.52	561.37
22444PA0010136	Rating Area 6	Tobacco User/Non-Tobacco User	26	520.69	572.55
22444PA0010136	Rating Area 6	Tobacco User/Non-Tobacco User	27	532.89	586.28
22444PA0010136	Rating Area 6	Tobacco User/Non-Tobacco User	28	552.72	608.15
22444PA0010136	Rating Area 6	Tobacco User/Non-Tobacco User	29	568.99	625.94
22444PA0010136	Rating Area 6	Tobacco User/Non-Tobacco User	30	577.13	635.10
22444PA0010136	Rating Area 6	Tobacco User/Non-Tobacco User	31	589.33	648.32
22444PA0010136	Rating Area 6	Tobacco User/Non-Tobacco User	32	601.54	661.54
22444PA0010136	Rating Area 6	Tobacco User/Non-Tobacco User	33	609.16	670.18
22444PA0010136	Rating Area 6	Tobacco User/Non-Tobacco User	34	617.30	678.82
22444PA0010136	Rating Area 6	Tobacco User/Non-Tobacco User	35	621.37	683.40
22444PA0010136	Rating Area 6	Tobacco User/Non-Tobacco User	36	625.43	687.98
22444PA0010136	Rating Area 6	Tobacco User/Non-Tobacco User	37	629.50	692.55
22444PA0010136	Rating Area 6	Tobacco User/Non-Tobacco User	38	633.57	697.13
22444PA0010136	Rating Area 6	Tobacco User/Non-Tobacco User	39	641.71	705.77
22444PA0010136	Rating Area 6	Tobacco User/Non-Tobacco User	40	649.84	714.93
22444PA0010136	Rating Area 6	Tobacco User/Non-Tobacco User	41	662.04	728.15
22444PA0010136	Rating Area 6	Tobacco User/Non-Tobacco User	42	673.74	741.37
22444PA0010136	Rating Area 6	Tobacco User/Non-Tobacco User	43	690.01	759.17
22444PA0010136	Rating Area 6	Tobacco User/Non-Tobacco User	44	710.35	781.54
22444PA0010136	Rating Area 6	Tobacco User/Non-Tobacco User	45	734.25	807.47
22444PA0010136	Rating Area 6	Tobacco User/Non-Tobacco User	46	762.72	839.00
22444PA0010136	Rating Area 6	Tobacco User/Non-Tobacco User	47	794.76	874.08
22444PA0010136	Rating Area 6	Tobacco User/Non-Tobacco User	48	831.37	914.76
22444PA0010136	Rating Area 6	Tobacco User/Non-Tobacco User	49	867.47	954.42
22444PA0010136	Rating Area 6	Tobacco User/Non-Tobacco User	50	908.15	999.17
22444PA0010136	Rating Area 6	Tobacco User/Non-Tobacco User	51	948.32	1043.41

22444PA0010136	Rating Area 6	Tobacco User/Non-Tobacco User	52	992.56	1091.71
22444PA0010136	Rating Area 6	Tobacco User/Non-Tobacco User	53	1037.31	1141.04
22444PA0010136	Rating Area 6	Tobacco User/Non-Tobacco User	54	1085.61	1193.92
22444PA0010136	Rating Area 6	Tobacco User/Non-Tobacco User	55	1133.92	1247.31
22444PA0010136	Rating Area 6	Tobacco User/Non-Tobacco User	56	1186.29	1304.77
22444PA0010136	Rating Area 6	Tobacco User/Non-Tobacco User	57	1239.17	1363.24
22444PA0010136	Rating Area 6	Tobacco User/Non-Tobacco User	58	1295.61	1425.28
22444PA0010136	Rating Area 6	Tobacco User/Non-Tobacco User	59	1323.58	1455.79
22444PA0010136	Rating Area 6	Tobacco User/Non-Tobacco User	60	1380.02	1517.82
22444PA0010136	Rating Area 6	Tobacco User/Non-Tobacco User	61	1428.84	1571.72
22444PA0010136	Rating Area 6	Tobacco User/Non-Tobacco User	62	1460.87	1606.81
22444PA0010136	Rating Area 6	Tobacco User/Non-Tobacco User	63	1501.04	1651.04
22444PA0010136	Rating Area 6	Tobacco User/Non-Tobacco User	64 and over	1525.45	1677.99
22444PA0010137	Rating Area 6	Tobacco User/Non-Tobacco User	0-14	253.06	253.06
22444PA0010137	Rating Area 6	Tobacco User/Non-Tobacco User	15	275.56	275.56
22444PA0010137	Rating Area 6	Tobacco User/Non-Tobacco User	16	284.16	284.16
22444PA0010137	Rating Area 6	Tobacco User/Non-Tobacco User	17	292.76	292.76
22444PA0010137	Rating Area 6	Tobacco User/Non-Tobacco User	18	302.02	302.02
22444PA0010137	Rating Area 6	Tobacco User/Non-Tobacco User	19	311.29	311.29
22444PA0010137	Rating Area 6	Tobacco User/Non-Tobacco User	20	320.88	320.88
22444PA0010137	Rating Area 6	Tobacco User/Non-Tobacco User	21	330.81	363.89
22444PA0010137	Rating Area 6	Tobacco User/Non-Tobacco User	22	330.81	363.89
22444PA0010137	Rating Area 6	Tobacco User/Non-Tobacco User	23	330.81	363.89
22444PA0010137	Rating Area 6	Tobacco User/Non-Tobacco User	24	330.81	363.89
22444PA0010137	Rating Area 6	Tobacco User/Non-Tobacco User	25	332.13	365.21
22444PA0010137	Rating Area 6	Tobacco User/Non-Tobacco User	26	338.74	372.48
22444PA0010137	Rating Area 6	Tobacco User/Non-Tobacco User	27	346.68	381.42
22444PA0010137	Rating Area 6	Tobacco User/Non-Tobacco User	28	359.58	395.64
22444PA0010137	Rating Area 6	Tobacco User/Non-Tobacco User	29	370.17	407.22
22444PA0010137	Rating Area 6	Tobacco User/Non-Tobacco User	30	375.46	413.17
22444PA0010137	Rating Area 6	Tobacco User/Non-Tobacco User	31	383.40	421.77
22444PA0010137	Rating Area 6	Tobacco User/Non-Tobacco User	32	391.34	430.37
22444PA0010137	Rating Area 6	Tobacco User/Non-Tobacco User	33	396.30	436.00
22444PA0010137	Rating Area 6	Tobacco User/Non-Tobacco User	34	401.59	441.62
22444PA0010137	Rating Area 6	Tobacco User/Non-Tobacco User	35	404.24	444.60
22444PA0010137	Rating Area 6	Tobacco User/Non-Tobacco User	36	406.89	447.58
22444PA0010137	Rating Area 6	Tobacco User/Non-Tobacco User	37	409.53	450.55
22444PA0010137	Rating Area 6	Tobacco User/Non-Tobacco User	38	412.18	453.53
22444PA0010137	Rating Area 6	Tobacco User/Non-Tobacco User	39	417.47	459.15
22444PA0010137	Rating Area 6	Tobacco User/Non-Tobacco User	40	422.77	465.11
22444PA0010137	Rating Area 6	Tobacco User/Non-Tobacco User	41	430.71	473.71
22444PA0010137	Rating Area 6	Tobacco User/Non-Tobacco User	42	438.31	482.31
22444PA0010137	Rating Area 6	Tobacco User/Non-Tobacco User	43	448.90	493.89
22444PA0010137	Rating Area 6	Tobacco User/Non-Tobacco User	44	462.13	508.44
22444PA0010137	Rating Area 6	Tobacco User/Non-Tobacco User	45	477.68	525.32
22444PA0010137	Rating Area 6	Tobacco User/Non-Tobacco User	46	496.20	545.82
22444PA0010137	Rating Area 6	Tobacco User/Non-Tobacco User	47	517.05	568.65
22444PA0010137	Rating Area 6	Tobacco User/Non-Tobacco User	48	540.86	595.11
22444PA0010137	Rating Area 6	Tobacco User/Non-Tobacco User	49	564.35	620.92
22444PA0010137	Rating Area 6	Tobacco User/Non-Tobacco User	50	590.81	650.03
22444PA0010137	Rating Area 6	Tobacco User/Non-Tobacco User	51	616.95	678.81
22444PA0010137	Rating Area 6	Tobacco User/Non-Tobacco User	52	645.73	710.23
22444PA0010137	Rating Area 6	Tobacco User/Non-Tobacco User	53	674.84	742.32
22444PA0010137	Rating Area 6	Tobacco User/Non-Tobacco User	54	706.26	776.73
22444PA0010137	Rating Area 6	Tobacco User/Non-Tobacco User	55	737.69	811.46
22444PA0010137	Rating Area 6	Tobacco User/Non-Tobacco User	56	771.76	848.84
22444PA0010137	Rating Area 6	Tobacco User/Non-Tobacco User	57	806.17	886.88
22444PA0010137	Rating Area 6	Tobacco User/Non-Tobacco User	58	842.89	927.24
22444PA0010137	Rating Area 6	Tobacco User/Non-Tobacco User	59	861.08	947.09
22444PA0010137	Rating Area 6	Tobacco User/Non-Tobacco User	60	897.80	987.45
22444PA0010137	Rating Area 6	Tobacco User/Non-Tobacco User	61	929.56	1022.51
22444PA0010137	Rating Area 6	Tobacco User/Non-Tobacco User	62	950.40	1045.34
22444PA0010137	Rating Area 6	Tobacco User/Non-Tobacco User	63	976.53	1074.12
22444PA0010137	Rating Area 6	Tobacco User/Non-Tobacco User	64 and over	992.41	1091.65
22444PA0010138	Rating Area 3	Tobacco User/Non-Tobacco User	0-14	335.80	335.80
22444PA0010138	Rating Area 3	Tobacco User/Non-Tobacco User	15	365.65	365.65

22444PA0010138	Rating Area 3	Tobacco User/Non-Tobacco User	16	377.06	377.06
22444PA0010138	Rating Area 3	Tobacco User/Non-Tobacco User	17	388.47	388.47
22444PA0010138	Rating Area 3	Tobacco User/Non-Tobacco User	18	400.76	400.76
22444PA0010138	Rating Area 3	Tobacco User/Non-Tobacco User	19	413.05	413.05
22444PA0010138	Rating Area 3	Tobacco User/Non-Tobacco User	20	425.78	425.78
22444PA0010138	Rating Area 3	Tobacco User/Non-Tobacco User	21	438.96	482.85
22444PA0010138	Rating Area 3	Tobacco User/Non-Tobacco User	22	438.96	482.85
22444PA0010138	Rating Area 3	Tobacco User/Non-Tobacco User	23	438.96	482.85
22444PA0010138	Rating Area 3	Tobacco User/Non-Tobacco User	24	438.96	482.85
22444PA0010138	Rating Area 3	Tobacco User/Non-Tobacco User	25	440.71	484.60
22444PA0010138	Rating Area 3	Tobacco User/Non-Tobacco User	26	449.49	494.26
22444PA0010138	Rating Area 3	Tobacco User/Non-Tobacco User	27	460.02	506.11
22444PA0010138	Rating Area 3	Tobacco User/Non-Tobacco User	28	477.14	524.99
22444PA0010138	Rating Area 3	Tobacco User/Non-Tobacco User	29	491.19	540.35
22444PA0010138	Rating Area 3	Tobacco User/Non-Tobacco User	30	498.21	548.25
22444PA0010138	Rating Area 3	Tobacco User/Non-Tobacco User	31	508.75	559.67
22444PA0010138	Rating Area 3	Tobacco User/Non-Tobacco User	32	519.28	571.08
22444PA0010138	Rating Area 3	Tobacco User/Non-Tobacco User	33	525.87	578.54
22444PA0010138	Rating Area 3	Tobacco User/Non-Tobacco User	34	532.89	586.00
22444PA0010138	Rating Area 3	Tobacco User/Non-Tobacco User	35	536.40	589.95
22444PA0010138	Rating Area 3	Tobacco User/Non-Tobacco User	36	539.91	593.90
22444PA0010138	Rating Area 3	Tobacco User/Non-Tobacco User	37	543.42	597.85
22444PA0010138	Rating Area 3	Tobacco User/Non-Tobacco User	38	546.94	601.80
22444PA0010138	Rating Area 3	Tobacco User/Non-Tobacco User	39	553.96	609.27
22444PA0010138	Rating Area 3	Tobacco User/Non-Tobacco User	40	560.98	617.17
22444PA0010138	Rating Area 3	Tobacco User/Non-Tobacco User	41	571.52	628.58
22444PA0010138	Rating Area 3	Tobacco User/Non-Tobacco User	42	581.61	639.99
22444PA0010138	Rating Area 3	Tobacco User/Non-Tobacco User	43	595.66	655.36
22444PA0010138	Rating Area 3	Tobacco User/Non-Tobacco User	44	613.22	674.67
22444PA0010138	Rating Area 3	Tobacco User/Non-Tobacco User	45	633.85	697.06
22444PA0010138	Rating Area 3	Tobacco User/Non-Tobacco User	46	658.43	724.27
22444PA0010138	Rating Area 3	Tobacco User/Non-Tobacco User	47	686.08	754.56
22444PA0010138	Rating Area 3	Tobacco User/Non-Tobacco User	48	717.69	789.68
22444PA0010138	Rating Area 3	Tobacco User/Non-Tobacco User	49	748.85	823.92
22444PA0010138	Rating Area 3	Tobacco User/Non-Tobacco User	50	783.97	862.54
22444PA0010138	Rating Area 3	Tobacco User/Non-Tobacco User	51	818.65	900.73
22444PA0010138	Rating Area 3	Tobacco User/Non-Tobacco User	52	856.84	942.43
22444PA0010138	Rating Area 3	Tobacco User/Non-Tobacco User	53	895.46	985.01
22444PA0010138	Rating Area 3	Tobacco User/Non-Tobacco User	54	937.17	1030.66
22444PA0010138	Rating Area 3	Tobacco User/Non-Tobacco User	55	978.87	1076.75
22444PA0010138	Rating Area 3	Tobacco User/Non-Tobacco User	56	1024.08	1126.35
22444PA0010138	Rating Area 3	Tobacco User/Non-Tobacco User	57	1069.73	1176.83
22444PA0010138	Rating Area 3	Tobacco User/Non-Tobacco User	58	1118.45	1230.39
22444PA0010138	Rating Area 3	Tobacco User/Non-Tobacco User	59	1142.60	1256.72
22444PA0010138	Rating Area 3	Tobacco User/Non-Tobacco User	60	1191.32	1310.28
22444PA0010138	Rating Area 3	Tobacco User/Non-Tobacco User	61	1233.46	1356.80
22444PA0010138	Rating Area 3	Tobacco User/Non-Tobacco User	62	1261.11	1387.09
22444PA0010138	Rating Area 3	Tobacco User/Non-Tobacco User	63	1295.79	1425.28
22444PA0010138	Rating Area 3	Tobacco User/Non-Tobacco User	64 and over	1316.86	1448.55
22444PA0010138	Rating Area 6	Tobacco User/Non-Tobacco User	0-14	353.47	353.47
22444PA0010138	Rating Area 6	Tobacco User/Non-Tobacco User	15	384.89	384.89
22444PA0010138	Rating Area 6	Tobacco User/Non-Tobacco User	16	396.91	396.91
22444PA0010138	Rating Area 6	Tobacco User/Non-Tobacco User	17	408.92	408.92
22444PA0010138	Rating Area 6	Tobacco User/Non-Tobacco User	18	421.86	421.86
22444PA0010138	Rating Area 6	Tobacco User/Non-Tobacco User	19	434.79	434.79
22444PA0010138	Rating Area 6	Tobacco User/Non-Tobacco User	20	448.19	448.19
22444PA0010138	Rating Area 6	Tobacco User/Non-Tobacco User	21	462.06	508.27
22444PA0010138	Rating Area 6	Tobacco User/Non-Tobacco User	22	462.06	508.27
22444PA0010138	Rating Area 6	Tobacco User/Non-Tobacco User	23	462.06	508.27
22444PA0010138	Rating Area 6	Tobacco User/Non-Tobacco User	24	462.06	508.27
22444PA0010138	Rating Area 6	Tobacco User/Non-Tobacco User	25	463.90	510.11
22444PA0010138	Rating Area 6	Tobacco User/Non-Tobacco User	26	473.15	520.28
22444PA0010138	Rating Area 6	Tobacco User/Non-Tobacco User	27	484.23	532.75
22444PA0010138	Rating Area 6	Tobacco User/Non-Tobacco User	28	502.25	552.62
22444PA0010138	Rating Area 6	Tobacco User/Non-Tobacco User	29	517.04	568.79
22444PA0010138	Rating Area 6	Tobacco User/Non-Tobacco User	30	524.43	577.11

22444PA0010138	Rating Area 6	Tobacco User/Non-Tobacco User	31	535.52	589.12
22444PA0010138	Rating Area 6	Tobacco User/Non-Tobacco User	32	546.61	601.13
22444PA0010138	Rating Area 6	Tobacco User/Non-Tobacco User	33	553.54	608.99
22444PA0010138	Rating Area 6	Tobacco User/Non-Tobacco User	34	560.94	616.84
22444PA0010138	Rating Area 6	Tobacco User/Non-Tobacco User	35	564.63	621.00
22444PA0010138	Rating Area 6	Tobacco User/Non-Tobacco User	36	568.33	625.16
22444PA0010138	Rating Area 6	Tobacco User/Non-Tobacco User	37	572.03	629.32
22444PA0010138	Rating Area 6	Tobacco User/Non-Tobacco User	38	575.72	633.48
22444PA0010138	Rating Area 6	Tobacco User/Non-Tobacco User	39	583.11	641.33
22444PA0010138	Rating Area 6	Tobacco User/Non-Tobacco User	40	590.51	649.65
22444PA0010138	Rating Area 6	Tobacco User/Non-Tobacco User	41	601.60	661.66
22444PA0010138	Rating Area 6	Tobacco User/Non-Tobacco User	42	612.22	673.68
22444PA0010138	Rating Area 6	Tobacco User/Non-Tobacco User	43	627.01	689.85
22444PA0010138	Rating Area 6	Tobacco User/Non-Tobacco User	44	645.49	710.18
22444PA0010138	Rating Area 6	Tobacco User/Non-Tobacco User	45	667.21	733.74
22444PA0010138	Rating Area 6	Tobacco User/Non-Tobacco User	46	693.08	762.39
22444PA0010138	Rating Area 6	Tobacco User/Non-Tobacco User	47	722.19	794.27
22444PA0010138	Rating Area 6	Tobacco User/Non-Tobacco User	48	755.46	831.24
22444PA0010138	Rating Area 6	Tobacco User/Non-Tobacco User	49	788.27	867.28
22444PA0010138	Rating Area 6	Tobacco User/Non-Tobacco User	50	825.23	907.94
22444PA0010138	Rating Area 6	Tobacco User/Non-Tobacco User	51	861.73	948.14
22444PA0010138	Rating Area 6	Tobacco User/Non-Tobacco User	52	901.93	992.03
22444PA0010138	Rating Area 6	Tobacco User/Non-Tobacco User	53	942.59	1036.85
22444PA0010138	Rating Area 6	Tobacco User/Non-Tobacco User	54	986.49	1084.91
22444PA0010138	Rating Area 6	Tobacco User/Non-Tobacco User	55	1030.38	1133.42
22444PA0010138	Rating Area 6	Tobacco User/Non-Tobacco User	56	1077.98	1185.64
22444PA0010138	Rating Area 6	Tobacco User/Non-Tobacco User	57	1126.03	1238.77
22444PA0010138	Rating Area 6	Tobacco User/Non-Tobacco User	58	1177.32	1295.14
22444PA0010138	Rating Area 6	Tobacco User/Non-Tobacco User	59	1202.73	1322.87
22444PA0010138	Rating Area 6	Tobacco User/Non-Tobacco User	60	1254.02	1379.24
22444PA0010138	Rating Area 6	Tobacco User/Non-Tobacco User	61	1298.38	1428.22
22444PA0010138	Rating Area 6	Tobacco User/Non-Tobacco User	62	1327.49	1460.10
22444PA0010138	Rating Area 6	Tobacco User/Non-Tobacco User	63	1363.99	1500.30
22444PA0010138	Rating Area 6	Tobacco User/Non-Tobacco User	64 and over	1386.17	1524.78
22444PA0010139	Rating Area 3	Tobacco User/Non-Tobacco User	0-14	369.54	369.54
22444PA0010139	Rating Area 3	Tobacco User/Non-Tobacco User	15	402.39	402.39
22444PA0010139	Rating Area 3	Tobacco User/Non-Tobacco User	16	414.95	414.95
22444PA0010139	Rating Area 3	Tobacco User/Non-Tobacco User	17	427.51	427.51
22444PA0010139	Rating Area 3	Tobacco User/Non-Tobacco User	18	441.03	441.03
22444PA0010139	Rating Area 3	Tobacco User/Non-Tobacco User	19	454.56	454.56
22444PA0010139	Rating Area 3	Tobacco User/Non-Tobacco User	20	468.57	468.57
22444PA0010139	Rating Area 3	Tobacco User/Non-Tobacco User	21	483.06	531.37
22444PA0010139	Rating Area 3	Tobacco User/Non-Tobacco User	22	483.06	531.37
22444PA0010139	Rating Area 3	Tobacco User/Non-Tobacco User	23	483.06	531.37
22444PA0010139	Rating Area 3	Tobacco User/Non-Tobacco User	24	483.06	531.37
22444PA0010139	Rating Area 3	Tobacco User/Non-Tobacco User	25	484.99	533.30
22444PA0010139	Rating Area 3	Tobacco User/Non-Tobacco User	26	494.65	543.92
22444PA0010139	Rating Area 3	Tobacco User/Non-Tobacco User	27	506.25	556.97
22444PA0010139	Rating Area 3	Tobacco User/Non-Tobacco User	28	525.08	577.74
22444PA0010139	Rating Area 3	Tobacco User/Non-Tobacco User	29	540.54	594.65
22444PA0010139	Rating Area 3	Tobacco User/Non-Tobacco User	30	548.27	603.34
22444PA0010139	Rating Area 3	Tobacco User/Non-Tobacco User	31	559.87	615.90
22444PA0010139	Rating Area 3	Tobacco User/Non-Tobacco User	32	571.46	628.46
22444PA0010139	Rating Area 3	Tobacco User/Non-Tobacco User	33	578.70	636.67
22444PA0010139	Rating Area 3	Tobacco User/Non-Tobacco User	34	586.43	644.88
22444PA0010139	Rating Area 3	Tobacco User/Non-Tobacco User	35	590.30	649.23
22444PA0010139	Rating Area 3	Tobacco User/Non-Tobacco User	36	594.16	653.58
22444PA0010139	Rating Area 3	Tobacco User/Non-Tobacco User	37	598.03	657.93
22444PA0010139	Rating Area 3	Tobacco User/Non-Tobacco User	38	601.89	662.27
22444PA0010139	Rating Area 3	Tobacco User/Non-Tobacco User	39	609.62	670.49
22444PA0010139	Rating Area 3	Tobacco User/Non-Tobacco User	40	617.35	679.18
22444PA0010139	Rating Area 3	Tobacco User/Non-Tobacco User	41	628.94	691.74
22444PA0010139	Rating Area 3	Tobacco User/Non-Tobacco User	42	640.05	704.30
22444PA0010139	Rating Area 3	Tobacco User/Non-Tobacco User	43	655.51	721.21
22444PA0010139	Rating Area 3	Tobacco User/Non-Tobacco User	44	674.83	742.46
22444PA0010139	Rating Area 3	Tobacco User/Non-Tobacco User	45	697.54	767.10

22444PA0010139	Rating Area 3	Tobacco User/Non-Tobacco User	46	724.59	797.05
22444PA0010139	Rating Area 3	Tobacco User/Non-Tobacco User	47	755.02	830.38
22444PA0010139	Rating Area 3	Tobacco User/Non-Tobacco User	48	789.80	869.02
22444PA0010139	Rating Area 3	Tobacco User/Non-Tobacco User	49	824.10	906.70
22444PA0010139	Rating Area 3	Tobacco User/Non-Tobacco User	50	862.74	949.21
22444PA0010139	Rating Area 3	Tobacco User/Non-Tobacco User	51	900.90	991.24
22444PA0010139	Rating Area 3	Tobacco User/Non-Tobacco User	52	942.93	1037.13
22444PA0010139	Rating Area 3	Tobacco User/Non-Tobacco User	53	985.44	1083.98
22444PA0010139	Rating Area 3	Tobacco User/Non-Tobacco User	54	1031.33	1134.22
22444PA0010139	Rating Area 3	Tobacco User/Non-Tobacco User	55	1077.22	1184.94
22444PA0010139	Rating Area 3	Tobacco User/Non-Tobacco User	56	1126.98	1239.53
22444PA0010139	Rating Area 3	Tobacco User/Non-Tobacco User	57	1177.21	1295.08
22444PA0010139	Rating Area 3	Tobacco User/Non-Tobacco User	58	1230.83	1354.01
22444PA0010139	Rating Area 3	Tobacco User/Non-Tobacco User	59	1257.40	1383.00
22444PA0010139	Rating Area 3	Tobacco User/Non-Tobacco User	60	1311.02	1441.93
22444PA0010139	Rating Area 3	Tobacco User/Non-Tobacco User	61	1357.40	1493.13
22444PA0010139	Rating Area 3	Tobacco User/Non-Tobacco User	62	1387.83	1526.47
22444PA0010139	Rating Area 3	Tobacco User/Non-Tobacco User	63	1425.99	1568.49
22444PA0010139	Rating Area 3	Tobacco User/Non-Tobacco User	64 and over	1449.18	1594.09
22444PA0010139	Rating Area 6	Tobacco User/Non-Tobacco User	0-14	388.99	388.99
22444PA0010139	Rating Area 6	Tobacco User/Non-Tobacco User	15	423.57	423.57
22444PA0010139	Rating Area 6	Tobacco User/Non-Tobacco User	16	436.79	436.79
22444PA0010139	Rating Area 6	Tobacco User/Non-Tobacco User	17	450.01	450.01
22444PA0010139	Rating Area 6	Tobacco User/Non-Tobacco User	18	464.24	464.24
22444PA0010139	Rating Area 6	Tobacco User/Non-Tobacco User	19	478.48	478.48
22444PA0010139	Rating Area 6	Tobacco User/Non-Tobacco User	20	493.23	493.23
22444PA0010139	Rating Area 6	Tobacco User/Non-Tobacco User	21	508.49	559.34
22444PA0010139	Rating Area 6	Tobacco User/Non-Tobacco User	22	508.49	559.34
22444PA0010139	Rating Area 6	Tobacco User/Non-Tobacco User	23	508.49	559.34
22444PA0010139	Rating Area 6	Tobacco User/Non-Tobacco User	24	508.49	559.34
22444PA0010139	Rating Area 6	Tobacco User/Non-Tobacco User	25	510.52	561.37
22444PA0010139	Rating Area 6	Tobacco User/Non-Tobacco User	26	520.69	572.55
22444PA0010139	Rating Area 6	Tobacco User/Non-Tobacco User	27	532.89	586.28
22444PA0010139	Rating Area 6	Tobacco User/Non-Tobacco User	28	552.72	608.15
22444PA0010139	Rating Area 6	Tobacco User/Non-Tobacco User	29	568.99	625.94
22444PA0010139	Rating Area 6	Tobacco User/Non-Tobacco User	30	577.13	635.10
22444PA0010139	Rating Area 6	Tobacco User/Non-Tobacco User	31	589.33	648.32
22444PA0010139	Rating Area 6	Tobacco User/Non-Tobacco User	32	601.54	661.54
22444PA0010139	Rating Area 6	Tobacco User/Non-Tobacco User	33	609.16	670.18
22444PA0010139	Rating Area 6	Tobacco User/Non-Tobacco User	34	617.30	678.82
22444PA0010139	Rating Area 6	Tobacco User/Non-Tobacco User	35	621.37	683.40
22444PA0010139	Rating Area 6	Tobacco User/Non-Tobacco User	36	625.43	687.98
22444PA0010139	Rating Area 6	Tobacco User/Non-Tobacco User	37	629.50	692.55
22444PA0010139	Rating Area 6	Tobacco User/Non-Tobacco User	38	633.57	697.13
22444PA0010139	Rating Area 6	Tobacco User/Non-Tobacco User	39	641.71	705.77
22444PA0010139	Rating Area 6	Tobacco User/Non-Tobacco User	40	649.84	714.93
22444PA0010139	Rating Area 6	Tobacco User/Non-Tobacco User	41	662.04	728.15
22444PA0010139	Rating Area 6	Tobacco User/Non-Tobacco User	42	673.74	741.37
22444PA0010139	Rating Area 6	Tobacco User/Non-Tobacco User	43	690.01	759.17
22444PA0010139	Rating Area 6	Tobacco User/Non-Tobacco User	44	710.35	781.54
22444PA0010139	Rating Area 6	Tobacco User/Non-Tobacco User	45	734.25	807.47
22444PA0010139	Rating Area 6	Tobacco User/Non-Tobacco User	46	762.72	839.00
22444PA0010139	Rating Area 6	Tobacco User/Non-Tobacco User	47	794.76	874.08
22444PA0010139	Rating Area 6	Tobacco User/Non-Tobacco User	48	831.37	914.76
22444PA0010139	Rating Area 6	Tobacco User/Non-Tobacco User	49	867.47	954.42
22444PA0010139	Rating Area 6	Tobacco User/Non-Tobacco User	50	908.15	999.17
22444PA0010139	Rating Area 6	Tobacco User/Non-Tobacco User	51	948.32	1043.41
22444PA0010139	Rating Area 6	Tobacco User/Non-Tobacco User	52	992.56	1091.71
22444PA0010139	Rating Area 6	Tobacco User/Non-Tobacco User	53	1037.31	1141.04
22444PA0010139	Rating Area 6	Tobacco User/Non-Tobacco User	54	1085.61	1193.92
22444PA0010139	Rating Area 6	Tobacco User/Non-Tobacco User	55	1133.92	1247.31
22444PA0010139	Rating Area 6	Tobacco User/Non-Tobacco User	56	1186.29	1304.77
22444PA0010139	Rating Area 6	Tobacco User/Non-Tobacco User	57	1239.17	1363.24
22444PA0010139	Rating Area 6	Tobacco User/Non-Tobacco User	58	1295.61	1425.28
22444PA0010139	Rating Area 6	Tobacco User/Non-Tobacco User	59	1323.58	1455.79
22444PA0010139	Rating Area 6	Tobacco User/Non-Tobacco User	60	1380.02	1517.82

22444PA0010139	Rating Area 6	Tobacco User/Non-Tobacco User	61	1428.84	1571.72
22444PA0010139	Rating Area 6	Tobacco User/Non-Tobacco User	62	1460.87	1606.81
22444PA0010139	Rating Area 6	Tobacco User/Non-Tobacco User	63	1501.04	1651.04
22444PA0010139	Rating Area 6	Tobacco User/Non-Tobacco User	64 and over	1525.45	1677.99
22444PA0010140	Rating Area 3	Tobacco User/Non-Tobacco User	0-14	240.41	240.41
22444PA0010140	Rating Area 3	Tobacco User/Non-Tobacco User	15	261.78	261.78
22444PA0010140	Rating Area 3	Tobacco User/Non-Tobacco User	16	269.95	269.95
22444PA0010140	Rating Area 3	Tobacco User/Non-Tobacco User	17	278.12	278.12
22444PA0010140	Rating Area 3	Tobacco User/Non-Tobacco User	18	286.92	286.92
22444PA0010140	Rating Area 3	Tobacco User/Non-Tobacco User	19	295.72	295.72
22444PA0010140	Rating Area 3	Tobacco User/Non-Tobacco User	20	304.83	304.83
22444PA0010140	Rating Area 3	Tobacco User/Non-Tobacco User	21	314.27	345.69
22444PA0010140	Rating Area 3	Tobacco User/Non-Tobacco User	22	314.27	345.69
22444PA0010140	Rating Area 3	Tobacco User/Non-Tobacco User	23	314.27	345.69
22444PA0010140	Rating Area 3	Tobacco User/Non-Tobacco User	24	314.27	345.69
22444PA0010140	Rating Area 3	Tobacco User/Non-Tobacco User	25	315.52	346.95
22444PA0010140	Rating Area 3	Tobacco User/Non-Tobacco User	26	321.81	353.86
22444PA0010140	Rating Area 3	Tobacco User/Non-Tobacco User	27	329.35	362.35
22444PA0010140	Rating Area 3	Tobacco User/Non-Tobacco User	28	341.60	375.86
22444PA0010140	Rating Area 3	Tobacco User/Non-Tobacco User	29	351.66	386.86
22444PA0010140	Rating Area 3	Tobacco User/Non-Tobacco User	30	356.69	392.51
22444PA0010140	Rating Area 3	Tobacco User/Non-Tobacco User	31	364.23	400.69
22444PA0010140	Rating Area 3	Tobacco User/Non-Tobacco User	32	371.77	408.86
22444PA0010140	Rating Area 3	Tobacco User/Non-Tobacco User	33	376.49	414.20
22444PA0010140	Rating Area 3	Tobacco User/Non-Tobacco User	34	381.52	419.54
22444PA0010140	Rating Area 3	Tobacco User/Non-Tobacco User	35	384.03	422.37
22444PA0010140	Rating Area 3	Tobacco User/Non-Tobacco User	36	386.54	425.20
22444PA0010140	Rating Area 3	Tobacco User/Non-Tobacco User	37	389.06	428.03
22444PA0010140	Rating Area 3	Tobacco User/Non-Tobacco User	38	391.57	430.85
22444PA0010140	Rating Area 3	Tobacco User/Non-Tobacco User	39	396.60	436.20
22444PA0010140	Rating Area 3	Tobacco User/Non-Tobacco User	40	401.63	441.85
22444PA0010140	Rating Area 3	Tobacco User/Non-Tobacco User	41	409.17	450.02
22444PA0010140	Rating Area 3	Tobacco User/Non-Tobacco User	42	416.40	458.20
22444PA0010140	Rating Area 3	Tobacco User/Non-Tobacco User	43	426.45	469.19
22444PA0010140	Rating Area 3	Tobacco User/Non-Tobacco User	44	439.03	483.02
22444PA0010140	Rating Area 3	Tobacco User/Non-Tobacco User	45	453.80	499.05
22444PA0010140	Rating Area 3	Tobacco User/Non-Tobacco User	46	471.39	518.53
22444PA0010140	Rating Area 3	Tobacco User/Non-Tobacco User	47	491.19	540.22
22444PA0010140	Rating Area 3	Tobacco User/Non-Tobacco User	48	513.82	565.36
22444PA0010140	Rating Area 3	Tobacco User/Non-Tobacco User	49	536.13	589.87
22444PA0010140	Rating Area 3	Tobacco User/Non-Tobacco User	50	561.27	617.53
22444PA0010140	Rating Area 3	Tobacco User/Non-Tobacco User	51	586.10	644.87
22444PA0010140	Rating Area 3	Tobacco User/Non-Tobacco User	52	613.44	674.72
22444PA0010140	Rating Area 3	Tobacco User/Non-Tobacco User	53	641.10	705.21
22444PA0010140	Rating Area 3	Tobacco User/Non-Tobacco User	54	670.95	737.89
22444PA0010140	Rating Area 3	Tobacco User/Non-Tobacco User	55	700.81	770.89
22444PA0010140	Rating Area 3	Tobacco User/Non-Tobacco User	56	733.18	806.40
22444PA0010140	Rating Area 3	Tobacco User/Non-Tobacco User	57	765.86	842.54
22444PA0010140	Rating Area 3	Tobacco User/Non-Tobacco User	58	800.74	880.88
22444PA0010140	Rating Area 3	Tobacco User/Non-Tobacco User	59	818.03	899.73
22444PA0010140	Rating Area 3	Tobacco User/Non-Tobacco User	60	852.91	938.07
22444PA0010140	Rating Area 3	Tobacco User/Non-Tobacco User	61	883.08	971.39
22444PA0010140	Rating Area 3	Tobacco User/Non-Tobacco User	62	902.88	993.07
22444PA0010140	Rating Area 3	Tobacco User/Non-Tobacco User	63	927.70	1020.41
22444PA0010140	Rating Area 3	Tobacco User/Non-Tobacco User	64 and over	942.79	1037.07
22444PA0010140	Rating Area 6	Tobacco User/Non-Tobacco User	0-14	253.06	253.06
22444PA0010140	Rating Area 6	Tobacco User/Non-Tobacco User	15	275.56	275.56
22444PA0010140	Rating Area 6	Tobacco User/Non-Tobacco User	16	284.16	284.16
22444PA0010140	Rating Area 6	Tobacco User/Non-Tobacco User	17	292.76	292.76
22444PA0010140	Rating Area 6	Tobacco User/Non-Tobacco User	18	302.02	302.02
22444PA0010140	Rating Area 6	Tobacco User/Non-Tobacco User	19	311.29	311.29
22444PA0010140	Rating Area 6	Tobacco User/Non-Tobacco User	20	320.88	320.88
22444PA0010140	Rating Area 6	Tobacco User/Non-Tobacco User	21	330.81	363.89
22444PA0010140	Rating Area 6	Tobacco User/Non-Tobacco User	22	330.81	363.89
22444PA0010140	Rating Area 6	Tobacco User/Non-Tobacco User	23	330.81	363.89
22444PA0010140	Rating Area 6	Tobacco User/Non-Tobacco User	24	330.81	363.89

22444PA0010140	Rating Area 6	Tobacco User/Non-Tobacco User	25	332.13	365.21
22444PA0010140	Rating Area 6	Tobacco User/Non-Tobacco User	26	338.74	372.48
22444PA0010140	Rating Area 6	Tobacco User/Non-Tobacco User	27	346.68	381.42
22444PA0010140	Rating Area 6	Tobacco User/Non-Tobacco User	28	359.58	395.64
22444PA0010140	Rating Area 6	Tobacco User/Non-Tobacco User	29	370.17	407.22
22444PA0010140	Rating Area 6	Tobacco User/Non-Tobacco User	30	375.46	413.17
22444PA0010140	Rating Area 6	Tobacco User/Non-Tobacco User	31	383.40	421.77
22444PA0010140	Rating Area 6	Tobacco User/Non-Tobacco User	32	391.34	430.37
22444PA0010140	Rating Area 6	Tobacco User/Non-Tobacco User	33	396.30	436.00
22444PA0010140	Rating Area 6	Tobacco User/Non-Tobacco User	34	401.59	441.62
22444PA0010140	Rating Area 6	Tobacco User/Non-Tobacco User	35	404.24	444.60
22444PA0010140	Rating Area 6	Tobacco User/Non-Tobacco User	36	406.89	447.58
22444PA0010140	Rating Area 6	Tobacco User/Non-Tobacco User	37	409.53	450.55
22444PA0010140	Rating Area 6	Tobacco User/Non-Tobacco User	38	412.18	453.53
22444PA0010140	Rating Area 6	Tobacco User/Non-Tobacco User	39	417.47	459.15
22444PA0010140	Rating Area 6	Tobacco User/Non-Tobacco User	40	422.77	465.11
22444PA0010140	Rating Area 6	Tobacco User/Non-Tobacco User	41	430.71	473.71
22444PA0010140	Rating Area 6	Tobacco User/Non-Tobacco User	42	438.31	482.31
22444PA0010140	Rating Area 6	Tobacco User/Non-Tobacco User	43	448.90	493.89
22444PA0010140	Rating Area 6	Tobacco User/Non-Tobacco User	44	462.13	508.44
22444PA0010140	Rating Area 6	Tobacco User/Non-Tobacco User	45	477.68	525.32
22444PA0010140	Rating Area 6	Tobacco User/Non-Tobacco User	46	496.20	545.82
22444PA0010140	Rating Area 6	Tobacco User/Non-Tobacco User	47	517.05	568.65
22444PA0010140	Rating Area 6	Tobacco User/Non-Tobacco User	48	540.86	595.11
22444PA0010140	Rating Area 6	Tobacco User/Non-Tobacco User	49	564.35	620.92
22444PA0010140	Rating Area 6	Tobacco User/Non-Tobacco User	50	590.81	650.03
22444PA0010140	Rating Area 6	Tobacco User/Non-Tobacco User	51	616.95	678.81
22444PA0010140	Rating Area 6	Tobacco User/Non-Tobacco User	52	645.73	710.23
22444PA0010140	Rating Area 6	Tobacco User/Non-Tobacco User	53	674.84	742.32
22444PA0010140	Rating Area 6	Tobacco User/Non-Tobacco User	54	706.26	776.73
22444PA0010140	Rating Area 6	Tobacco User/Non-Tobacco User	55	737.69	811.46
22444PA0010140	Rating Area 6	Tobacco User/Non-Tobacco User	56	771.76	848.84
22444PA0010140	Rating Area 6	Tobacco User/Non-Tobacco User	57	806.17	886.88
22444PA0010140	Rating Area 6	Tobacco User/Non-Tobacco User	58	842.89	927.24
22444PA0010140	Rating Area 6	Tobacco User/Non-Tobacco User	59	861.08	947.09
22444PA0010140	Rating Area 6	Tobacco User/Non-Tobacco User	60	897.80	987.45
22444PA0010140	Rating Area 6	Tobacco User/Non-Tobacco User	61	929.56	1022.51
22444PA0010140	Rating Area 6	Tobacco User/Non-Tobacco User	62	950.40	1045.34
22444PA0010140	Rating Area 6	Tobacco User/Non-Tobacco User	63	976.53	1074.12
22444PA0010140	Rating Area 6	Tobacco User/Non-Tobacco User	64 and over	992.41	1091.65
22444PA0010141	Rating Area 3	Tobacco User/Non-Tobacco User	0-14	335.80	335.80
22444PA0010141	Rating Area 3	Tobacco User/Non-Tobacco User	15	365.65	365.65
22444PA0010141	Rating Area 3	Tobacco User/Non-Tobacco User	16	377.06	377.06
22444PA0010141	Rating Area 3	Tobacco User/Non-Tobacco User	17	388.47	388.47
22444PA0010141	Rating Area 3	Tobacco User/Non-Tobacco User	18	400.76	400.76
22444PA0010141	Rating Area 3	Tobacco User/Non-Tobacco User	19	413.05	413.05
22444PA0010141	Rating Area 3	Tobacco User/Non-Tobacco User	20	425.78	425.78
22444PA0010141	Rating Area 3	Tobacco User/Non-Tobacco User	21	438.96	482.85
22444PA0010141	Rating Area 3	Tobacco User/Non-Tobacco User	22	438.96	482.85
22444PA0010141	Rating Area 3	Tobacco User/Non-Tobacco User	23	438.96	482.85
22444PA0010141	Rating Area 3	Tobacco User/Non-Tobacco User	24	438.96	482.85
22444PA0010141	Rating Area 3	Tobacco User/Non-Tobacco User	25	440.71	484.60
22444PA0010141	Rating Area 3	Tobacco User/Non-Tobacco User	26	449.49	494.26
22444PA0010141	Rating Area 3	Tobacco User/Non-Tobacco User	27	460.02	506.11
22444PA0010141	Rating Area 3	Tobacco User/Non-Tobacco User	28	477.14	524.99
22444PA0010141	Rating Area 3	Tobacco User/Non-Tobacco User	29	491.19	540.35
22444PA0010141	Rating Area 3	Tobacco User/Non-Tobacco User	30	498.21	548.25
22444PA0010141	Rating Area 3	Tobacco User/Non-Tobacco User	31	508.75	559.67
22444PA0010141	Rating Area 3	Tobacco User/Non-Tobacco User	32	519.28	571.08
22444PA0010141	Rating Area 3	Tobacco User/Non-Tobacco User	33	525.87	578.54
22444PA0010141	Rating Area 3	Tobacco User/Non-Tobacco User	34	532.89	586.00
22444PA0010141	Rating Area 3	Tobacco User/Non-Tobacco User	35	536.40	589.95
22444PA0010141	Rating Area 3	Tobacco User/Non-Tobacco User	36	539.91	593.90
22444PA0010141	Rating Area 3	Tobacco User/Non-Tobacco User	37	543.42	597.85
22444PA0010141	Rating Area 3	Tobacco User/Non-Tobacco User	38	546.94	601.80
22444PA0010141	Rating Area 3	Tobacco User/Non-Tobacco User	39	553.96	609.27

22444PA0010141	Rating Area 3	Tobacco User/Non-Tobacco User	40	560.98	617.17
22444PA0010141	Rating Area 3	Tobacco User/Non-Tobacco User	41	571.52	628.58
22444PA0010141	Rating Area 3	Tobacco User/Non-Tobacco User	42	581.61	639.99
22444PA0010141	Rating Area 3	Tobacco User/Non-Tobacco User	43	595.66	655.36
22444PA0010141	Rating Area 3	Tobacco User/Non-Tobacco User	44	613.22	674.67
22444PA0010141	Rating Area 3	Tobacco User/Non-Tobacco User	45	633.85	697.06
22444PA0010141	Rating Area 3	Tobacco User/Non-Tobacco User	46	658.43	724.27
22444PA0010141	Rating Area 3	Tobacco User/Non-Tobacco User	47	686.08	754.56
22444PA0010141	Rating Area 3	Tobacco User/Non-Tobacco User	48	717.69	789.68
22444PA0010141	Rating Area 3	Tobacco User/Non-Tobacco User	49	748.85	823.92
22444PA0010141	Rating Area 3	Tobacco User/Non-Tobacco User	50	783.97	862.54
22444PA0010141	Rating Area 3	Tobacco User/Non-Tobacco User	51	818.65	900.73
22444PA0010141	Rating Area 3	Tobacco User/Non-Tobacco User	52	856.84	942.43
22444PA0010141	Rating Area 3	Tobacco User/Non-Tobacco User	53	895.46	985.01
22444PA0010141	Rating Area 3	Tobacco User/Non-Tobacco User	54	937.17	1030.66
22444PA0010141	Rating Area 3	Tobacco User/Non-Tobacco User	55	978.87	1076.75
22444PA0010141	Rating Area 3	Tobacco User/Non-Tobacco User	56	1024.08	1126.35
22444PA0010141	Rating Area 3	Tobacco User/Non-Tobacco User	57	1069.73	1176.83
22444PA0010141	Rating Area 3	Tobacco User/Non-Tobacco User	58	1118.45	1230.39
22444PA0010141	Rating Area 3	Tobacco User/Non-Tobacco User	59	1142.60	1256.72
22444PA0010141	Rating Area 3	Tobacco User/Non-Tobacco User	60	1191.32	1310.28
22444PA0010141	Rating Area 3	Tobacco User/Non-Tobacco User	61	1233.46	1356.80
22444PA0010141	Rating Area 3	Tobacco User/Non-Tobacco User	62	1261.11	1387.09
22444PA0010141	Rating Area 3	Tobacco User/Non-Tobacco User	63	1295.79	1425.28
22444PA0010141	Rating Area 3	Tobacco User/Non-Tobacco User	64 and over	1316.86	1448.55
22444PA0010142	Rating Area 3	Tobacco User/Non-Tobacco User	0-14	369.54	369.54
22444PA0010142	Rating Area 3	Tobacco User/Non-Tobacco User	15	402.39	402.39
22444PA0010142	Rating Area 3	Tobacco User/Non-Tobacco User	16	414.95	414.95
22444PA0010142	Rating Area 3	Tobacco User/Non-Tobacco User	17	427.51	427.51
22444PA0010142	Rating Area 3	Tobacco User/Non-Tobacco User	18	441.03	441.03
22444PA0010142	Rating Area 3	Tobacco User/Non-Tobacco User	19	454.56	454.56
22444PA0010142	Rating Area 3	Tobacco User/Non-Tobacco User	20	468.57	468.57
22444PA0010142	Rating Area 3	Tobacco User/Non-Tobacco User	21	483.06	531.37
22444PA0010142	Rating Area 3	Tobacco User/Non-Tobacco User	22	483.06	531.37
22444PA0010142	Rating Area 3	Tobacco User/Non-Tobacco User	23	483.06	531.37
22444PA0010142	Rating Area 3	Tobacco User/Non-Tobacco User	24	483.06	531.37
22444PA0010142	Rating Area 3	Tobacco User/Non-Tobacco User	25	484.99	533.30
22444PA0010142	Rating Area 3	Tobacco User/Non-Tobacco User	26	494.65	543.92
22444PA0010142	Rating Area 3	Tobacco User/Non-Tobacco User	27	506.25	556.97
22444PA0010142	Rating Area 3	Tobacco User/Non-Tobacco User	28	525.08	577.74
22444PA0010142	Rating Area 3	Tobacco User/Non-Tobacco User	29	540.54	594.65
22444PA0010142	Rating Area 3	Tobacco User/Non-Tobacco User	30	548.27	603.34
22444PA0010142	Rating Area 3	Tobacco User/Non-Tobacco User	31	559.87	615.90
22444PA0010142	Rating Area 3	Tobacco User/Non-Tobacco User	32	571.46	628.46
22444PA0010142	Rating Area 3	Tobacco User/Non-Tobacco User	33	578.70	636.67
22444PA0010142	Rating Area 3	Tobacco User/Non-Tobacco User	34	586.43	644.88
22444PA0010142	Rating Area 3	Tobacco User/Non-Tobacco User	35	590.30	649.23
22444PA0010142	Rating Area 3	Tobacco User/Non-Tobacco User	36	594.16	653.58
22444PA0010142	Rating Area 3	Tobacco User/Non-Tobacco User	37	598.03	657.93
22444PA0010142	Rating Area 3	Tobacco User/Non-Tobacco User	38	601.89	662.27
22444PA0010142	Rating Area 3	Tobacco User/Non-Tobacco User	39	609.62	670.49
22444PA0010142	Rating Area 3	Tobacco User/Non-Tobacco User	40	617.35	679.18
22444PA0010142	Rating Area 3	Tobacco User/Non-Tobacco User	41	628.94	691.74
22444PA0010142	Rating Area 3	Tobacco User/Non-Tobacco User	42	640.05	704.30
22444PA0010142	Rating Area 3	Tobacco User/Non-Tobacco User	43	655.51	721.21
22444PA0010142	Rating Area 3	Tobacco User/Non-Tobacco User	44	674.83	742.46
22444PA0010142	Rating Area 3	Tobacco User/Non-Tobacco User	45	697.54	767.10
22444PA0010142	Rating Area 3	Tobacco User/Non-Tobacco User	46	724.59	797.05
22444PA0010142	Rating Area 3	Tobacco User/Non-Tobacco User	47	755.02	830.38
22444PA0010142	Rating Area 3	Tobacco User/Non-Tobacco User	48	789.80	869.02
22444PA0010142	Rating Area 3	Tobacco User/Non-Tobacco User	49	824.10	906.70
22444PA0010142	Rating Area 3	Tobacco User/Non-Tobacco User	50	862.74	949.21
22444PA0010142	Rating Area 3	Tobacco User/Non-Tobacco User	51	900.90	991.24
22444PA0010142	Rating Area 3	Tobacco User/Non-Tobacco User	52	942.93	1037.13
22444PA0010142	Rating Area 3	Tobacco User/Non-Tobacco User	53	985.44	1083.98
22444PA0010142	Rating Area 3	Tobacco User/Non-Tobacco User	54	1031.33	1134.22

22444PA0010142	Rating Area 3	Tobacco User/Non-Tobacco User	55	1077.22	1184.94
22444PA0010142	Rating Area 3	Tobacco User/Non-Tobacco User	56	1126.98	1239.53
22444PA0010142	Rating Area 3	Tobacco User/Non-Tobacco User	57	1177.21	1295.08
22444PA0010142	Rating Area 3	Tobacco User/Non-Tobacco User	58	1230.83	1354.01
22444PA0010142	Rating Area 3	Tobacco User/Non-Tobacco User	59	1257.40	1383.00
22444PA0010142	Rating Area 3	Tobacco User/Non-Tobacco User	60	1311.02	1441.93
22444PA0010142	Rating Area 3	Tobacco User/Non-Tobacco User	61	1357.40	1493.13
22444PA0010142	Rating Area 3	Tobacco User/Non-Tobacco User	62	1387.83	1526.47
22444PA0010142	Rating Area 3	Tobacco User/Non-Tobacco User	63	1425.99	1568.49
22444PA0010142	Rating Area 3	Tobacco User/Non-Tobacco User	64 and over	1449.18	1594.09
22444PA0010143	Rating Area 3	Tobacco User/Non-Tobacco User	0-14	240.41	240.41
22444PA0010143	Rating Area 3	Tobacco User/Non-Tobacco User	15	261.78	261.78
22444PA0010143	Rating Area 3	Tobacco User/Non-Tobacco User	16	269.95	269.95
22444PA0010143	Rating Area 3	Tobacco User/Non-Tobacco User	17	278.12	278.12
22444PA0010143	Rating Area 3	Tobacco User/Non-Tobacco User	18	286.92	286.92
22444PA0010143	Rating Area 3	Tobacco User/Non-Tobacco User	19	295.72	295.72
22444PA0010143	Rating Area 3	Tobacco User/Non-Tobacco User	20	304.83	304.83
22444PA0010143	Rating Area 3	Tobacco User/Non-Tobacco User	21	314.27	345.69
22444PA0010143	Rating Area 3	Tobacco User/Non-Tobacco User	22	314.27	345.69
22444PA0010143	Rating Area 3	Tobacco User/Non-Tobacco User	23	314.27	345.69
22444PA0010143	Rating Area 3	Tobacco User/Non-Tobacco User	24	314.27	345.69
22444PA0010143	Rating Area 3	Tobacco User/Non-Tobacco User	25	315.52	346.95
22444PA0010143	Rating Area 3	Tobacco User/Non-Tobacco User	26	321.81	353.86
22444PA0010143	Rating Area 3	Tobacco User/Non-Tobacco User	27	329.35	362.35
22444PA0010143	Rating Area 3	Tobacco User/Non-Tobacco User	28	341.60	375.86
22444PA0010143	Rating Area 3	Tobacco User/Non-Tobacco User	29	351.66	386.86
22444PA0010143	Rating Area 3	Tobacco User/Non-Tobacco User	30	356.69	392.51
22444PA0010143	Rating Area 3	Tobacco User/Non-Tobacco User	31	364.23	400.69
22444PA0010143	Rating Area 3	Tobacco User/Non-Tobacco User	32	371.77	408.86
22444PA0010143	Rating Area 3	Tobacco User/Non-Tobacco User	33	376.49	414.20
22444PA0010143	Rating Area 3	Tobacco User/Non-Tobacco User	34	381.52	419.54
22444PA0010143	Rating Area 3	Tobacco User/Non-Tobacco User	35	384.03	422.37
22444PA0010143	Rating Area 3	Tobacco User/Non-Tobacco User	36	386.54	425.20
22444PA0010143	Rating Area 3	Tobacco User/Non-Tobacco User	37	389.06	428.03
22444PA0010143	Rating Area 3	Tobacco User/Non-Tobacco User	38	391.57	430.85
22444PA0010143	Rating Area 3	Tobacco User/Non-Tobacco User	39	396.60	436.20
22444PA0010143	Rating Area 3	Tobacco User/Non-Tobacco User	40	401.63	441.85
22444PA0010143	Rating Area 3	Tobacco User/Non-Tobacco User	41	409.17	450.02
22444PA0010143	Rating Area 3	Tobacco User/Non-Tobacco User	42	416.40	458.20
22444PA0010143	Rating Area 3	Tobacco User/Non-Tobacco User	43	426.45	469.19
22444PA0010143	Rating Area 3	Tobacco User/Non-Tobacco User	44	439.03	483.02
22444PA0010143	Rating Area 3	Tobacco User/Non-Tobacco User	45	453.80	499.05
22444PA0010143	Rating Area 3	Tobacco User/Non-Tobacco User	46	471.39	518.53
22444PA0010143	Rating Area 3	Tobacco User/Non-Tobacco User	47	491.19	540.22
22444PA0010143	Rating Area 3	Tobacco User/Non-Tobacco User	48	513.82	565.36
22444PA0010143	Rating Area 3	Tobacco User/Non-Tobacco User	49	536.13	589.87
22444PA0010143	Rating Area 3	Tobacco User/Non-Tobacco User	50	561.27	617.53
22444PA0010143	Rating Area 3	Tobacco User/Non-Tobacco User	51	586.10	644.87
22444PA0010143	Rating Area 3	Tobacco User/Non-Tobacco User	52	613.44	674.72
22444PA0010143	Rating Area 3	Tobacco User/Non-Tobacco User	53	641.10	705.21
22444PA0010143	Rating Area 3	Tobacco User/Non-Tobacco User	54	670.95	737.89
22444PA0010143	Rating Area 3	Tobacco User/Non-Tobacco User	55	700.81	770.89
22444PA0010143	Rating Area 3	Tobacco User/Non-Tobacco User	56	733.18	806.40
22444PA0010143	Rating Area 3	Tobacco User/Non-Tobacco User	57	765.86	842.54
22444PA0010143	Rating Area 3	Tobacco User/Non-Tobacco User	58	800.74	880.88
22444PA0010143	Rating Area 3	Tobacco User/Non-Tobacco User	59	818.03	899.73
22444PA0010143	Rating Area 3	Tobacco User/Non-Tobacco User	60	852.91	938.07
22444PA0010143	Rating Area 3	Tobacco User/Non-Tobacco User	61	883.08	971.39
22444PA0010143	Rating Area 3	Tobacco User/Non-Tobacco User	62	902.88	993.07
22444PA0010143	Rating Area 3	Tobacco User/Non-Tobacco User	63	927.70	1020.41
22444PA0010143	Rating Area 3	Tobacco User/Non-Tobacco User	64 and over	942.79	1037.07
22444PA0010144	Rating Area 2	Tobacco User/Non-Tobacco User	0-14	387.77	387.77
22444PA0010144	Rating Area 2	Tobacco User/Non-Tobacco User	15	422.24	422.24
22444PA0010144	Rating Area 2	Tobacco User/Non-Tobacco User	16	435.42	435.42
22444PA0010144	Rating Area 2	Tobacco User/Non-Tobacco User	17	448.59	448.59
22444PA0010144	Rating Area 2	Tobacco User/Non-Tobacco User	18	462.79	462.79

22444PA0010144	Rating Area 2	Tobacco User/Non-Tobacco User	19	476.98	476.98
22444PA0010144	Rating Area 2	Tobacco User/Non-Tobacco User	20	491.68	491.68
22444PA0010144	Rating Area 2	Tobacco User/Non-Tobacco User	21	506.89	557.58
22444PA0010144	Rating Area 2	Tobacco User/Non-Tobacco User	22	506.89	557.58
22444PA0010144	Rating Area 2	Tobacco User/Non-Tobacco User	23	506.89	557.58
22444PA0010144	Rating Area 2	Tobacco User/Non-Tobacco User	24	506.89	557.58
22444PA0010144	Rating Area 2	Tobacco User/Non-Tobacco User	25	508.91	559.60
22444PA0010144	Rating Area 2	Tobacco User/Non-Tobacco User	26	519.05	570.75
22444PA0010144	Rating Area 2	Tobacco User/Non-Tobacco User	27	531.22	584.44
22444PA0010144	Rating Area 2	Tobacco User/Non-Tobacco User	28	550.99	606.24
22444PA0010144	Rating Area 2	Tobacco User/Non-Tobacco User	29	567.21	623.98
22444PA0010144	Rating Area 2	Tobacco User/Non-Tobacco User	30	575.32	633.10
22444PA0010144	Rating Area 2	Tobacco User/Non-Tobacco User	31	587.48	646.28
22444PA0010144	Rating Area 2	Tobacco User/Non-Tobacco User	32	599.65	659.46
22444PA0010144	Rating Area 2	Tobacco User/Non-Tobacco User	33	607.25	668.08
22444PA0010144	Rating Area 2	Tobacco User/Non-Tobacco User	34	615.36	676.69
22444PA0010144	Rating Area 2	Tobacco User/Non-Tobacco User	35	619.41	681.25
22444PA0010144	Rating Area 2	Tobacco User/Non-Tobacco User	36	623.47	685.82
22444PA0010144	Rating Area 2	Tobacco User/Non-Tobacco User	37	627.52	690.38
22444PA0010144	Rating Area 2	Tobacco User/Non-Tobacco User	38	631.58	694.94
22444PA0010144	Rating Area 2	Tobacco User/Non-Tobacco User	39	639.69	703.56
22444PA0010144	Rating Area 2	Tobacco User/Non-Tobacco User	40	647.80	712.68
22444PA0010144	Rating Area 2	Tobacco User/Non-Tobacco User	41	659.97	725.86
22444PA0010144	Rating Area 2	Tobacco User/Non-Tobacco User	42	671.62	739.04
22444PA0010144	Rating Area 2	Tobacco User/Non-Tobacco User	43	687.84	756.78
22444PA0010144	Rating Area 2	Tobacco User/Non-Tobacco User	44	708.12	779.08
22444PA0010144	Rating Area 2	Tobacco User/Non-Tobacco User	45	731.94	804.93
22444PA0010144	Rating Area 2	Tobacco User/Non-Tobacco User	46	760.33	836.36
22444PA0010144	Rating Area 2	Tobacco User/Non-Tobacco User	47	792.26	871.34
22444PA0010144	Rating Area 2	Tobacco User/Non-Tobacco User	48	828.76	911.89
22444PA0010144	Rating Area 2	Tobacco User/Non-Tobacco User	49	864.75	951.43
22444PA0010144	Rating Area 2	Tobacco User/Non-Tobacco User	50	905.30	996.03
22444PA0010144	Rating Area 2	Tobacco User/Non-Tobacco User	51	945.34	1040.13
22444PA0010144	Rating Area 2	Tobacco User/Non-Tobacco User	52	989.44	1088.28
22444PA0010144	Rating Area 2	Tobacco User/Non-Tobacco User	53	1034.05	1137.45
22444PA0010144	Rating Area 2	Tobacco User/Non-Tobacco User	54	1082.20	1190.17
22444PA0010144	Rating Area 2	Tobacco User/Non-Tobacco User	55	1130.36	1243.39
22444PA0010144	Rating Area 2	Tobacco User/Non-Tobacco User	56	1182.57	1300.67
22444PA0010144	Rating Area 2	Tobacco User/Non-Tobacco User	57	1235.28	1358.96
22444PA0010144	Rating Area 2	Tobacco User/Non-Tobacco User	58	1291.55	1420.80
22444PA0010144	Rating Area 2	Tobacco User/Non-Tobacco User	59	1319.42	1451.21
22444PA0010144	Rating Area 2	Tobacco User/Non-Tobacco User	60	1375.69	1513.05
22444PA0010144	Rating Area 2	Tobacco User/Non-Tobacco User	61	1424.35	1566.78
22444PA0010144	Rating Area 2	Tobacco User/Non-Tobacco User	62	1456.28	1601.76
22444PA0010144	Rating Area 2	Tobacco User/Non-Tobacco User	63	1496.33	1645.86
22444PA0010144	Rating Area 2	Tobacco User/Non-Tobacco User	64 and over	1520.66	1672.72
22444PA0010144	Rating Area 5	Tobacco User/Non-Tobacco User	0-14	368.38	368.38
22444PA0010144	Rating Area 5	Tobacco User/Non-Tobacco User	15	401.12	401.12
22444PA0010144	Rating Area 5	Tobacco User/Non-Tobacco User	16	413.64	413.64
22444PA0010144	Rating Area 5	Tobacco User/Non-Tobacco User	17	426.16	426.16
22444PA0010144	Rating Area 5	Tobacco User/Non-Tobacco User	18	439.65	439.65
22444PA0010144	Rating Area 5	Tobacco User/Non-Tobacco User	19	453.13	453.13
22444PA0010144	Rating Area 5	Tobacco User/Non-Tobacco User	20	467.10	467.10
22444PA0010144	Rating Area 5	Tobacco User/Non-Tobacco User	21	481.55	529.70
22444PA0010144	Rating Area 5	Tobacco User/Non-Tobacco User	22	481.55	529.70
22444PA0010144	Rating Area 5	Tobacco User/Non-Tobacco User	23	481.55	529.70
22444PA0010144	Rating Area 5	Tobacco User/Non-Tobacco User	24	481.55	529.70
22444PA0010144	Rating Area 5	Tobacco User/Non-Tobacco User	25	483.47	531.62
22444PA0010144	Rating Area 5	Tobacco User/Non-Tobacco User	26	493.10	542.22
22444PA0010144	Rating Area 5	Tobacco User/Non-Tobacco User	27	504.66	555.22
22444PA0010144	Rating Area 5	Tobacco User/Non-Tobacco User	28	523.44	575.92
22444PA0010144	Rating Area 5	Tobacco User/Non-Tobacco User	29	538.85	592.78
22444PA0010144	Rating Area 5	Tobacco User/Non-Tobacco User	30	546.55	601.45
22444PA0010144	Rating Area 5	Tobacco User/Non-Tobacco User	31	558.11	613.97
22444PA0010144	Rating Area 5	Tobacco User/Non-Tobacco User	32	569.66	626.49
22444PA0010144	Rating Area 5	Tobacco User/Non-Tobacco User	33	576.89	634.67

22444PA0010144	Rating Area 5	Tobacco User/Non-Tobacco User	34	584.59	642.86
22444PA0010144	Rating Area 5	Tobacco User/Non-Tobacco User	35	588.44	647.19
22444PA0010144	Rating Area 5	Tobacco User/Non-Tobacco User	36	592.30	651.53
22444PA0010144	Rating Area 5	Tobacco User/Non-Tobacco User	37	596.15	655.86
22444PA0010144	Rating Area 5	Tobacco User/Non-Tobacco User	38	600.00	660.19
22444PA0010144	Rating Area 5	Tobacco User/Non-Tobacco User	39	607.71	668.38
22444PA0010144	Rating Area 5	Tobacco User/Non-Tobacco User	40	615.41	677.05
22444PA0010144	Rating Area 5	Tobacco User/Non-Tobacco User	41	626.97	689.57
22444PA0010144	Rating Area 5	Tobacco User/Non-Tobacco User	42	638.04	702.09
22444PA0010144	Rating Area 5	Tobacco User/Non-Tobacco User	43	653.45	718.94
22444PA0010144	Rating Area 5	Tobacco User/Non-Tobacco User	44	672.71	740.13
22444PA0010144	Rating Area 5	Tobacco User/Non-Tobacco User	45	695.35	764.69
22444PA0010144	Rating Area 5	Tobacco User/Non-Tobacco User	46	722.31	794.54
22444PA0010144	Rating Area 5	Tobacco User/Non-Tobacco User	47	752.65	827.77
22444PA0010144	Rating Area 5	Tobacco User/Non-Tobacco User	48	787.32	866.29
22444PA0010144	Rating Area 5	Tobacco User/Non-Tobacco User	49	821.51	903.85
22444PA0010144	Rating Area 5	Tobacco User/Non-Tobacco User	50	860.03	946.23
22444PA0010144	Rating Area 5	Tobacco User/Non-Tobacco User	51	898.08	988.12
22444PA0010144	Rating Area 5	Tobacco User/Non-Tobacco User	52	939.97	1033.87
22444PA0010144	Rating Area 5	Tobacco User/Non-Tobacco User	53	982.35	1080.58
22444PA0010144	Rating Area 5	Tobacco User/Non-Tobacco User	54	1028.09	1130.66
22444PA0010144	Rating Area 5	Tobacco User/Non-Tobacco User	55	1073.84	1181.22
22444PA0010144	Rating Area 5	Tobacco User/Non-Tobacco User	56	1123.44	1235.64
22444PA0010144	Rating Area 5	Tobacco User/Non-Tobacco User	57	1173.52	1291.01
22444PA0010144	Rating Area 5	Tobacco User/Non-Tobacco User	58	1226.97	1349.76
22444PA0010144	Rating Area 5	Tobacco User/Non-Tobacco User	59	1253.45	1378.65
22444PA0010144	Rating Area 5	Tobacco User/Non-Tobacco User	60	1306.90	1437.40
22444PA0010144	Rating Area 5	Tobacco User/Non-Tobacco User	61	1353.13	1488.45
22444PA0010144	Rating Area 5	Tobacco User/Non-Tobacco User	62	1383.47	1521.67
22444PA0010144	Rating Area 5	Tobacco User/Non-Tobacco User	63	1421.51	1563.57
22444PA0010144	Rating Area 5	Tobacco User/Non-Tobacco User	64 and over	1444.63	1589.09
22444PA0010146	Rating Area 3	Tobacco User/Non-Tobacco User	0-14	368.38	368.38
22444PA0010146	Rating Area 3	Tobacco User/Non-Tobacco User	15	401.12	401.12
22444PA0010146	Rating Area 3	Tobacco User/Non-Tobacco User	16	413.64	413.64
22444PA0010146	Rating Area 3	Tobacco User/Non-Tobacco User	17	426.16	426.16
22444PA0010146	Rating Area 3	Tobacco User/Non-Tobacco User	18	439.65	439.65
22444PA0010146	Rating Area 3	Tobacco User/Non-Tobacco User	19	453.13	453.13
22444PA0010146	Rating Area 3	Tobacco User/Non-Tobacco User	20	467.10	467.10
22444PA0010146	Rating Area 3	Tobacco User/Non-Tobacco User	21	481.55	529.70
22444PA0010146	Rating Area 3	Tobacco User/Non-Tobacco User	22	481.55	529.70
22444PA0010146	Rating Area 3	Tobacco User/Non-Tobacco User	23	481.55	529.70
22444PA0010146	Rating Area 3	Tobacco User/Non-Tobacco User	24	481.55	529.70
22444PA0010146	Rating Area 3	Tobacco User/Non-Tobacco User	25	483.47	531.62
22444PA0010146	Rating Area 3	Tobacco User/Non-Tobacco User	26	493.10	542.22
22444PA0010146	Rating Area 3	Tobacco User/Non-Tobacco User	27	504.66	555.22
22444PA0010146	Rating Area 3	Tobacco User/Non-Tobacco User	28	523.44	575.92
22444PA0010146	Rating Area 3	Tobacco User/Non-Tobacco User	29	538.85	592.78
22444PA0010146	Rating Area 3	Tobacco User/Non-Tobacco User	30	546.55	601.45
22444PA0010146	Rating Area 3	Tobacco User/Non-Tobacco User	31	558.11	613.97
22444PA0010146	Rating Area 3	Tobacco User/Non-Tobacco User	32	569.66	626.49
22444PA0010146	Rating Area 3	Tobacco User/Non-Tobacco User	33	576.89	634.67
22444PA0010146	Rating Area 3	Tobacco User/Non-Tobacco User	34	584.59	642.86
22444PA0010146	Rating Area 3	Tobacco User/Non-Tobacco User	35	588.44	647.19
22444PA0010146	Rating Area 3	Tobacco User/Non-Tobacco User	36	592.30	651.53
22444PA0010146	Rating Area 3	Tobacco User/Non-Tobacco User	37	596.15	655.86
22444PA0010146	Rating Area 3	Tobacco User/Non-Tobacco User	38	600.00	660.19
22444PA0010146	Rating Area 3	Tobacco User/Non-Tobacco User	39	607.71	668.38
22444PA0010146	Rating Area 3	Tobacco User/Non-Tobacco User	40	615.41	677.05
22444PA0010146	Rating Area 3	Tobacco User/Non-Tobacco User	41	626.97	689.57
22444PA0010146	Rating Area 3	Tobacco User/Non-Tobacco User	42	638.04	702.09
22444PA0010146	Rating Area 3	Tobacco User/Non-Tobacco User	43	653.45	718.94
22444PA0010146	Rating Area 3	Tobacco User/Non-Tobacco User	44	672.71	740.13
22444PA0010146	Rating Area 3	Tobacco User/Non-Tobacco User	45	695.35	764.69
22444PA0010146	Rating Area 3	Tobacco User/Non-Tobacco User	46	722.31	794.54
22444PA0010146	Rating Area 3	Tobacco User/Non-Tobacco User	47	752.65	827.77
22444PA0010146	Rating Area 3	Tobacco User/Non-Tobacco User	48	787.32	866.29

22444PA0010146	Rating Area 3	Tobacco User/Non-Tobacco User	49	821.51	903.85
22444PA0010146	Rating Area 3	Tobacco User/Non-Tobacco User	50	860.03	946.23
22444PA0010146	Rating Area 3	Tobacco User/Non-Tobacco User	51	898.08	988.12
22444PA0010146	Rating Area 3	Tobacco User/Non-Tobacco User	52	939.97	1033.87
22444PA0010146	Rating Area 3	Tobacco User/Non-Tobacco User	53	982.35	1080.58
22444PA0010146	Rating Area 3	Tobacco User/Non-Tobacco User	54	1028.09	1130.66
22444PA0010146	Rating Area 3	Tobacco User/Non-Tobacco User	55	1073.84	1181.22
22444PA0010146	Rating Area 3	Tobacco User/Non-Tobacco User	56	1123.44	1235.64
22444PA0010146	Rating Area 3	Tobacco User/Non-Tobacco User	57	1173.52	1291.01
22444PA0010146	Rating Area 3	Tobacco User/Non-Tobacco User	58	1226.97	1349.76
22444PA0010146	Rating Area 3	Tobacco User/Non-Tobacco User	59	1253.45	1378.65
22444PA0010146	Rating Area 3	Tobacco User/Non-Tobacco User	60	1306.90	1437.40
22444PA0010146	Rating Area 3	Tobacco User/Non-Tobacco User	61	1353.13	1488.45
22444PA0010146	Rating Area 3	Tobacco User/Non-Tobacco User	62	1383.47	1521.67
22444PA0010146	Rating Area 3	Tobacco User/Non-Tobacco User	63	1421.51	1563.57
22444PA0010146	Rating Area 3	Tobacco User/Non-Tobacco User	64 and over	1444.63	1589.09
22444PA0010146	Rating Area 6	Tobacco User/Non-Tobacco User	0-14	387.77	387.77
22444PA0010146	Rating Area 6	Tobacco User/Non-Tobacco User	15	422.24	422.24
22444PA0010146	Rating Area 6	Tobacco User/Non-Tobacco User	16	435.42	435.42
22444PA0010146	Rating Area 6	Tobacco User/Non-Tobacco User	17	448.59	448.59
22444PA0010146	Rating Area 6	Tobacco User/Non-Tobacco User	18	462.79	462.79
22444PA0010146	Rating Area 6	Tobacco User/Non-Tobacco User	19	476.98	476.98
22444PA0010146	Rating Area 6	Tobacco User/Non-Tobacco User	20	491.68	491.68
22444PA0010146	Rating Area 6	Tobacco User/Non-Tobacco User	21	506.89	557.58
22444PA0010146	Rating Area 6	Tobacco User/Non-Tobacco User	22	506.89	557.58
22444PA0010146	Rating Area 6	Tobacco User/Non-Tobacco User	23	506.89	557.58
22444PA0010146	Rating Area 6	Tobacco User/Non-Tobacco User	24	506.89	557.58
22444PA0010146	Rating Area 6	Tobacco User/Non-Tobacco User	25	508.91	559.60
22444PA0010146	Rating Area 6	Tobacco User/Non-Tobacco User	26	519.05	570.75
22444PA0010146	Rating Area 6	Tobacco User/Non-Tobacco User	27	531.22	584.44
22444PA0010146	Rating Area 6	Tobacco User/Non-Tobacco User	28	550.99	606.24
22444PA0010146	Rating Area 6	Tobacco User/Non-Tobacco User	29	567.21	623.98
22444PA0010146	Rating Area 6	Tobacco User/Non-Tobacco User	30	575.32	633.10
22444PA0010146	Rating Area 6	Tobacco User/Non-Tobacco User	31	587.48	646.28
22444PA0010146	Rating Area 6	Tobacco User/Non-Tobacco User	32	599.65	659.46
22444PA0010146	Rating Area 6	Tobacco User/Non-Tobacco User	33	607.25	668.08
22444PA0010146	Rating Area 6	Tobacco User/Non-Tobacco User	34	615.36	676.69
22444PA0010146	Rating Area 6	Tobacco User/Non-Tobacco User	35	619.41	681.25
22444PA0010146	Rating Area 6	Tobacco User/Non-Tobacco User	36	623.47	685.82
22444PA0010146	Rating Area 6	Tobacco User/Non-Tobacco User	37	627.52	690.38
22444PA0010146	Rating Area 6	Tobacco User/Non-Tobacco User	38	631.58	694.94
22444PA0010146	Rating Area 6	Tobacco User/Non-Tobacco User	39	639.69	703.56
22444PA0010146	Rating Area 6	Tobacco User/Non-Tobacco User	40	647.80	712.68
22444PA0010146	Rating Area 6	Tobacco User/Non-Tobacco User	41	659.97	725.86
22444PA0010146	Rating Area 6	Tobacco User/Non-Tobacco User	42	671.62	739.04
22444PA0010146	Rating Area 6	Tobacco User/Non-Tobacco User	43	687.84	756.78
22444PA0010146	Rating Area 6	Tobacco User/Non-Tobacco User	44	708.12	779.08
22444PA0010146	Rating Area 6	Tobacco User/Non-Tobacco User	45	731.94	804.93
22444PA0010146	Rating Area 6	Tobacco User/Non-Tobacco User	46	760.33	836.36
22444PA0010146	Rating Area 6	Tobacco User/Non-Tobacco User	47	792.26	871.34
22444PA0010146	Rating Area 6	Tobacco User/Non-Tobacco User	48	828.76	911.89
22444PA0010146	Rating Area 6	Tobacco User/Non-Tobacco User	49	864.75	951.43
22444PA0010146	Rating Area 6	Tobacco User/Non-Tobacco User	50	905.30	996.03
22444PA0010146	Rating Area 6	Tobacco User/Non-Tobacco User	51	945.34	1040.13
22444PA0010146	Rating Area 6	Tobacco User/Non-Tobacco User	52	989.44	1088.28
22444PA0010146	Rating Area 6	Tobacco User/Non-Tobacco User	53	1034.05	1137.45
22444PA0010146	Rating Area 6	Tobacco User/Non-Tobacco User	54	1082.20	1190.17
22444PA0010146	Rating Area 6	Tobacco User/Non-Tobacco User	55	1130.36	1243.39
22444PA0010146	Rating Area 6	Tobacco User/Non-Tobacco User	56	1182.57	1300.67
22444PA0010146	Rating Area 6	Tobacco User/Non-Tobacco User	57	1235.28	1358.96
22444PA0010146	Rating Area 6	Tobacco User/Non-Tobacco User	58	1291.55	1420.80
22444PA0010146	Rating Area 6	Tobacco User/Non-Tobacco User	59	1319.42	1451.21
22444PA0010146	Rating Area 6	Tobacco User/Non-Tobacco User	60	1375.69	1513.05
22444PA0010146	Rating Area 6	Tobacco User/Non-Tobacco User	61	1424.35	1566.78
22444PA0010146	Rating Area 6	Tobacco User/Non-Tobacco User	62	1456.28	1601.76
22444PA0010146	Rating Area 6	Tobacco User/Non-Tobacco User	63	1496.33	1645.86

22444PA0010146	Rating Area 6	Tobacco User/Non-Tobacco User	64 and over	1520.66	1672.72
22444PA0010146	Rating Area 9	Tobacco User/Non-Tobacco User	0-14	465.32	465.32
22444PA0010146	Rating Area 9	Tobacco User/Non-Tobacco User	15	506.68	506.68
22444PA0010146	Rating Area 9	Tobacco User/Non-Tobacco User	16	522.50	522.50
22444PA0010146	Rating Area 9	Tobacco User/Non-Tobacco User	17	538.31	538.31
22444PA0010146	Rating Area 9	Tobacco User/Non-Tobacco User	18	555.34	555.34
22444PA0010146	Rating Area 9	Tobacco User/Non-Tobacco User	19	572.38	572.38
22444PA0010146	Rating Area 9	Tobacco User/Non-Tobacco User	20	590.02	590.02
22444PA0010146	Rating Area 9	Tobacco User/Non-Tobacco User	21	608.27	669.09
22444PA0010146	Rating Area 9	Tobacco User/Non-Tobacco User	22	608.27	669.09
22444PA0010146	Rating Area 9	Tobacco User/Non-Tobacco User	23	608.27	669.09
22444PA0010146	Rating Area 9	Tobacco User/Non-Tobacco User	24	608.27	669.09
22444PA0010146	Rating Area 9	Tobacco User/Non-Tobacco User	25	610.70	671.52
22444PA0010146	Rating Area 9	Tobacco User/Non-Tobacco User	26	622.86	684.90
22444PA0010146	Rating Area 9	Tobacco User/Non-Tobacco User	27	637.46	701.33
22444PA0010146	Rating Area 9	Tobacco User/Non-Tobacco User	28	661.18	727.48
22444PA0010146	Rating Area 9	Tobacco User/Non-Tobacco User	29	680.65	748.77
22444PA0010146	Rating Area 9	Tobacco User/Non-Tobacco User	30	690.38	759.72
22444PA0010146	Rating Area 9	Tobacco User/Non-Tobacco User	31	704.98	775.54
22444PA0010146	Rating Area 9	Tobacco User/Non-Tobacco User	32	719.58	791.35
22444PA0010146	Rating Area 9	Tobacco User/Non-Tobacco User	33	728.70	801.69
22444PA0010146	Rating Area 9	Tobacco User/Non-Tobacco User	34	738.43	812.03
22444PA0010146	Rating Area 9	Tobacco User/Non-Tobacco User	35	743.30	817.51
22444PA0010146	Rating Area 9	Tobacco User/Non-Tobacco User	36	748.16	822.98
22444PA0010146	Rating Area 9	Tobacco User/Non-Tobacco User	37	753.03	828.45
22444PA0010146	Rating Area 9	Tobacco User/Non-Tobacco User	38	757.90	833.93
22444PA0010146	Rating Area 9	Tobacco User/Non-Tobacco User	39	767.63	844.27
22444PA0010146	Rating Area 9	Tobacco User/Non-Tobacco User	40	777.36	855.22
22444PA0010146	Rating Area 9	Tobacco User/Non-Tobacco User	41	791.96	871.03
22444PA0010146	Rating Area 9	Tobacco User/Non-Tobacco User	42	805.95	886.85
22444PA0010146	Rating Area 9	Tobacco User/Non-Tobacco User	43	825.41	908.14
22444PA0010146	Rating Area 9	Tobacco User/Non-Tobacco User	44	849.74	934.90
22444PA0010146	Rating Area 9	Tobacco User/Non-Tobacco User	45	878.33	965.92
22444PA0010146	Rating Area 9	Tobacco User/Non-Tobacco User	46	912.39	1003.63
22444PA0010146	Rating Area 9	Tobacco User/Non-Tobacco User	47	950.72	1045.60
22444PA0010146	Rating Area 9	Tobacco User/Non-Tobacco User	48	994.51	1094.27
22444PA0010146	Rating Area 9	Tobacco User/Non-Tobacco User	49	1037.70	1141.71
22444PA0010146	Rating Area 9	Tobacco User/Non-Tobacco User	50	1086.36	1195.24
22444PA0010146	Rating Area 9	Tobacco User/Non-Tobacco User	51	1134.41	1248.16
22444PA0010146	Rating Area 9	Tobacco User/Non-Tobacco User	52	1187.33	1305.94
22444PA0010146	Rating Area 9	Tobacco User/Non-Tobacco User	53	1240.86	1364.94
22444PA0010146	Rating Area 9	Tobacco User/Non-Tobacco User	54	1298.64	1428.20
22444PA0010146	Rating Area 9	Tobacco User/Non-Tobacco User	55	1356.43	1492.07
22444PA0010146	Rating Area 9	Tobacco User/Non-Tobacco User	56	1419.08	1560.80
22444PA0010146	Rating Area 9	Tobacco User/Non-Tobacco User	57	1482.34	1630.75
22444PA0010146	Rating Area 9	Tobacco User/Non-Tobacco User	58	1549.85	1704.96
22444PA0010146	Rating Area 9	Tobacco User/Non-Tobacco User	59	1583.31	1741.46
22444PA0010146	Rating Area 9	Tobacco User/Non-Tobacco User	60	1650.83	1815.67
22444PA0010146	Rating Area 9	Tobacco User/Non-Tobacco User	61	1709.22	1880.14
22444PA0010146	Rating Area 9	Tobacco User/Non-Tobacco User	62	1747.54	1922.11
22444PA0010146	Rating Area 9	Tobacco User/Non-Tobacco User	63	1795.59	1975.03
22444PA0010146	Rating Area 9	Tobacco User/Non-Tobacco User	64 and over	1824.79	2007.27
22444PA0010152	Rating Area 6	Tobacco User/Non-Tobacco User	0-14	387.77	387.77
22444PA0010152	Rating Area 6	Tobacco User/Non-Tobacco User	15	422.24	422.24
22444PA0010152	Rating Area 6	Tobacco User/Non-Tobacco User	16	435.42	435.42
22444PA0010152	Rating Area 6	Tobacco User/Non-Tobacco User	17	448.59	448.59
22444PA0010152	Rating Area 6	Tobacco User/Non-Tobacco User	18	462.79	462.79
22444PA0010152	Rating Area 6	Tobacco User/Non-Tobacco User	19	476.98	476.98
22444PA0010152	Rating Area 6	Tobacco User/Non-Tobacco User	20	491.68	491.68
22444PA0010152	Rating Area 6	Tobacco User/Non-Tobacco User	21	506.89	557.58
22444PA0010152	Rating Area 6	Tobacco User/Non-Tobacco User	22	506.89	557.58
22444PA0010152	Rating Area 6	Tobacco User/Non-Tobacco User	23	506.89	557.58
22444PA0010152	Rating Area 6	Tobacco User/Non-Tobacco User	24	506.89	557.58
22444PA0010152	Rating Area 6	Tobacco User/Non-Tobacco User	25	508.91	559.60
22444PA0010152	Rating Area 6	Tobacco User/Non-Tobacco User	26	519.05	570.75
22444PA0010152	Rating Area 6	Tobacco User/Non-Tobacco User	27	531.22	584.44

22444PA0010152	Rating Area 6	Tobacco User/Non-Tobacco User	28	550.99	606.24
22444PA0010152	Rating Area 6	Tobacco User/Non-Tobacco User	29	567.21	623.98
22444PA0010152	Rating Area 6	Tobacco User/Non-Tobacco User	30	575.32	633.10
22444PA0010152	Rating Area 6	Tobacco User/Non-Tobacco User	31	587.48	646.28
22444PA0010152	Rating Area 6	Tobacco User/Non-Tobacco User	32	599.65	659.46
22444PA0010152	Rating Area 6	Tobacco User/Non-Tobacco User	33	607.25	668.08
22444PA0010152	Rating Area 6	Tobacco User/Non-Tobacco User	34	615.36	676.69
22444PA0010152	Rating Area 6	Tobacco User/Non-Tobacco User	35	619.41	681.25
22444PA0010152	Rating Area 6	Tobacco User/Non-Tobacco User	36	623.47	685.82
22444PA0010152	Rating Area 6	Tobacco User/Non-Tobacco User	37	627.52	690.38
22444PA0010152	Rating Area 6	Tobacco User/Non-Tobacco User	38	631.58	694.94
22444PA0010152	Rating Area 6	Tobacco User/Non-Tobacco User	39	639.69	703.56
22444PA0010152	Rating Area 6	Tobacco User/Non-Tobacco User	40	647.80	712.68
22444PA0010152	Rating Area 6	Tobacco User/Non-Tobacco User	41	659.97	725.86
22444PA0010152	Rating Area 6	Tobacco User/Non-Tobacco User	42	671.62	739.04
22444PA0010152	Rating Area 6	Tobacco User/Non-Tobacco User	43	687.84	756.78
22444PA0010152	Rating Area 6	Tobacco User/Non-Tobacco User	44	708.12	779.08
22444PA0010152	Rating Area 6	Tobacco User/Non-Tobacco User	45	731.94	804.93
22444PA0010152	Rating Area 6	Tobacco User/Non-Tobacco User	46	760.33	836.36
22444PA0010152	Rating Area 6	Tobacco User/Non-Tobacco User	47	792.26	871.34
22444PA0010152	Rating Area 6	Tobacco User/Non-Tobacco User	48	828.76	911.89
22444PA0010152	Rating Area 6	Tobacco User/Non-Tobacco User	49	864.75	951.43
22444PA0010152	Rating Area 6	Tobacco User/Non-Tobacco User	50	905.30	996.03
22444PA0010152	Rating Area 6	Tobacco User/Non-Tobacco User	51	945.34	1040.13
22444PA0010152	Rating Area 6	Tobacco User/Non-Tobacco User	52	989.44	1088.28
22444PA0010152	Rating Area 6	Tobacco User/Non-Tobacco User	53	1034.05	1137.45
22444PA0010152	Rating Area 6	Tobacco User/Non-Tobacco User	54	1082.20	1190.17
22444PA0010152	Rating Area 6	Tobacco User/Non-Tobacco User	55	1130.36	1243.39
22444PA0010152	Rating Area 6	Tobacco User/Non-Tobacco User	56	1182.57	1300.67
22444PA0010152	Rating Area 6	Tobacco User/Non-Tobacco User	57	1235.28	1358.96
22444PA0010152	Rating Area 6	Tobacco User/Non-Tobacco User	58	1291.55	1420.80
22444PA0010152	Rating Area 6	Tobacco User/Non-Tobacco User	59	1319.42	1451.21
22444PA0010152	Rating Area 6	Tobacco User/Non-Tobacco User	60	1375.69	1513.05
22444PA0010152	Rating Area 6	Tobacco User/Non-Tobacco User	61	1424.35	1566.78
22444PA0010152	Rating Area 6	Tobacco User/Non-Tobacco User	62	1456.28	1601.76
22444PA0010152	Rating Area 6	Tobacco User/Non-Tobacco User	63	1496.33	1645.86
22444PA0010152	Rating Area 6	Tobacco User/Non-Tobacco User	64 and over	1520.66	1672.72
22444PA0010153	Rating Area 7	Tobacco User/Non-Tobacco User	0-14	484.71	484.71
22444PA0010153	Rating Area 7	Tobacco User/Non-Tobacco User	15	527.80	527.80
22444PA0010153	Rating Area 7	Tobacco User/Non-Tobacco User	16	544.27	544.27
22444PA0010153	Rating Area 7	Tobacco User/Non-Tobacco User	17	560.74	560.74
22444PA0010153	Rating Area 7	Tobacco User/Non-Tobacco User	18	578.48	578.48
22444PA0010153	Rating Area 7	Tobacco User/Non-Tobacco User	19	596.22	596.22
22444PA0010153	Rating Area 7	Tobacco User/Non-Tobacco User	20	614.60	614.60
22444PA0010153	Rating Area 7	Tobacco User/Non-Tobacco User	21	633.61	696.97
22444PA0010153	Rating Area 7	Tobacco User/Non-Tobacco User	22	633.61	696.97
22444PA0010153	Rating Area 7	Tobacco User/Non-Tobacco User	23	633.61	696.97
22444PA0010153	Rating Area 7	Tobacco User/Non-Tobacco User	24	633.61	696.97
22444PA0010153	Rating Area 7	Tobacco User/Non-Tobacco User	25	636.14	699.50
22444PA0010153	Rating Area 7	Tobacco User/Non-Tobacco User	26	648.81	713.44
22444PA0010153	Rating Area 7	Tobacco User/Non-Tobacco User	27	664.02	730.55
22444PA0010153	Rating Area 7	Tobacco User/Non-Tobacco User	28	688.73	757.79
22444PA0010153	Rating Area 7	Tobacco User/Non-Tobacco User	29	709.01	779.97
22444PA0010153	Rating Area 7	Tobacco User/Non-Tobacco User	30	719.14	791.38
22444PA0010153	Rating Area 7	Tobacco User/Non-Tobacco User	31	734.35	807.85
22444PA0010153	Rating Area 7	Tobacco User/Non-Tobacco User	32	749.56	824.32
22444PA0010153	Rating Area 7	Tobacco User/Non-Tobacco User	33	759.06	835.09
22444PA0010153	Rating Area 7	Tobacco User/Non-Tobacco User	34	769.20	845.87
22444PA0010153	Rating Area 7	Tobacco User/Non-Tobacco User	35	774.27	851.57
22444PA0010153	Rating Area 7	Tobacco User/Non-Tobacco User	36	779.34	857.27
22444PA0010153	Rating Area 7	Tobacco User/Non-Tobacco User	37	784.41	862.97
22444PA0010153	Rating Area 7	Tobacco User/Non-Tobacco User	38	789.47	868.68
22444PA0010153	Rating Area 7	Tobacco User/Non-Tobacco User	39	799.61	879.45
22444PA0010153	Rating Area 7	Tobacco User/Non-Tobacco User	40	809.75	890.85
22444PA0010153	Rating Area 7	Tobacco User/Non-Tobacco User	41	824.96	907.33
22444PA0010153	Rating Area 7	Tobacco User/Non-Tobacco User	42	839.53	923.80

22444PA0010153	Rating Area 7	Tobacco User/Non-Tobacco User	43	859.81	945.98
22444PA0010153	Rating Area 7	Tobacco User/Non-Tobacco User	44	885.15	973.85
22444PA0010153	Rating Area 7	Tobacco User/Non-Tobacco User	45	914.93	1006.17
22444PA0010153	Rating Area 7	Tobacco User/Non-Tobacco User	46	950.41	1045.45
22444PA0010153	Rating Area 7	Tobacco User/Non-Tobacco User	47	990.33	1089.17
22444PA0010153	Rating Area 7	Tobacco User/Non-Tobacco User	48	1035.95	1139.86
22444PA0010153	Rating Area 7	Tobacco User/Non-Tobacco User	49	1080.93	1189.28
22444PA0010153	Rating Area 7	Tobacco User/Non-Tobacco User	50	1131.62	1245.04
22444PA0010153	Rating Area 7	Tobacco User/Non-Tobacco User	51	1181.68	1300.16
22444PA0010153	Rating Area 7	Tobacco User/Non-Tobacco User	52	1236.80	1360.36
22444PA0010153	Rating Area 7	Tobacco User/Non-Tobacco User	53	1292.56	1421.82
22444PA0010153	Rating Area 7	Tobacco User/Non-Tobacco User	54	1352.75	1487.71
22444PA0010153	Rating Area 7	Tobacco User/Non-Tobacco User	55	1412.94	1554.24
22444PA0010153	Rating Area 7	Tobacco User/Non-Tobacco User	56	1478.21	1625.84
22444PA0010153	Rating Area 7	Tobacco User/Non-Tobacco User	57	1544.10	1698.70
22444PA0010153	Rating Area 7	Tobacco User/Non-Tobacco User	58	1614.43	1776.00
22444PA0010153	Rating Area 7	Tobacco User/Non-Tobacco User	59	1649.28	1814.02
22444PA0010153	Rating Area 7	Tobacco User/Non-Tobacco User	60	1719.61	1891.32
22444PA0010153	Rating Area 7	Tobacco User/Non-Tobacco User	61	1780.44	1958.48
22444PA0010153	Rating Area 7	Tobacco User/Non-Tobacco User	62	1820.35	2002.20
22444PA0010153	Rating Area 7	Tobacco User/Non-Tobacco User	63	1870.41	2057.32
22444PA0010153	Rating Area 7	Tobacco User/Non-Tobacco User	64 and over	1900.82	2090.90
22444PA0010153	Rating Area 9	Tobacco User/Non-Tobacco User	0-14	465.32	465.32
22444PA0010153	Rating Area 9	Tobacco User/Non-Tobacco User	15	506.68	506.68
22444PA0010153	Rating Area 9	Tobacco User/Non-Tobacco User	16	522.50	522.50
22444PA0010153	Rating Area 9	Tobacco User/Non-Tobacco User	17	538.31	538.31
22444PA0010153	Rating Area 9	Tobacco User/Non-Tobacco User	18	555.34	555.34
22444PA0010153	Rating Area 9	Tobacco User/Non-Tobacco User	19	572.38	572.38
22444PA0010153	Rating Area 9	Tobacco User/Non-Tobacco User	20	590.02	590.02
22444PA0010153	Rating Area 9	Tobacco User/Non-Tobacco User	21	608.27	669.09
22444PA0010153	Rating Area 9	Tobacco User/Non-Tobacco User	22	608.27	669.09
22444PA0010153	Rating Area 9	Tobacco User/Non-Tobacco User	23	608.27	669.09
22444PA0010153	Rating Area 9	Tobacco User/Non-Tobacco User	24	608.27	669.09
22444PA0010153	Rating Area 9	Tobacco User/Non-Tobacco User	25	610.70	671.52
22444PA0010153	Rating Area 9	Tobacco User/Non-Tobacco User	26	622.86	684.90
22444PA0010153	Rating Area 9	Tobacco User/Non-Tobacco User	27	637.46	701.33
22444PA0010153	Rating Area 9	Tobacco User/Non-Tobacco User	28	661.18	727.48
22444PA0010153	Rating Area 9	Tobacco User/Non-Tobacco User	29	680.65	748.77
22444PA0010153	Rating Area 9	Tobacco User/Non-Tobacco User	30	690.38	759.72
22444PA0010153	Rating Area 9	Tobacco User/Non-Tobacco User	31	704.98	775.54
22444PA0010153	Rating Area 9	Tobacco User/Non-Tobacco User	32	719.58	791.35
22444PA0010153	Rating Area 9	Tobacco User/Non-Tobacco User	33	728.70	801.69
22444PA0010153	Rating Area 9	Tobacco User/Non-Tobacco User	34	738.43	812.03
22444PA0010153	Rating Area 9	Tobacco User/Non-Tobacco User	35	743.30	817.51
22444PA0010153	Rating Area 9	Tobacco User/Non-Tobacco User	36	748.16	822.98
22444PA0010153	Rating Area 9	Tobacco User/Non-Tobacco User	37	753.03	828.45
22444PA0010153	Rating Area 9	Tobacco User/Non-Tobacco User	38	757.90	833.93
22444PA0010153	Rating Area 9	Tobacco User/Non-Tobacco User	39	767.63	844.27
22444PA0010153	Rating Area 9	Tobacco User/Non-Tobacco User	40	777.36	855.22
22444PA0010153	Rating Area 9	Tobacco User/Non-Tobacco User	41	791.96	871.03
22444PA0010153	Rating Area 9	Tobacco User/Non-Tobacco User	42	805.95	886.85
22444PA0010153	Rating Area 9	Tobacco User/Non-Tobacco User	43	825.41	908.14
22444PA0010153	Rating Area 9	Tobacco User/Non-Tobacco User	44	849.74	934.90
22444PA0010153	Rating Area 9	Tobacco User/Non-Tobacco User	45	878.33	965.92
22444PA0010153	Rating Area 9	Tobacco User/Non-Tobacco User	46	912.39	1003.63
22444PA0010153	Rating Area 9	Tobacco User/Non-Tobacco User	47	950.72	1045.60
22444PA0010153	Rating Area 9	Tobacco User/Non-Tobacco User	48	994.51	1094.27
22444PA0010153	Rating Area 9	Tobacco User/Non-Tobacco User	49	1037.70	1141.71
22444PA0010153	Rating Area 9	Tobacco User/Non-Tobacco User	50	1086.36	1195.24
22444PA0010153	Rating Area 9	Tobacco User/Non-Tobacco User	51	1134.41	1248.16
22444PA0010153	Rating Area 9	Tobacco User/Non-Tobacco User	52	1187.33	1305.94
22444PA0010153	Rating Area 9	Tobacco User/Non-Tobacco User	53	1240.86	1364.94
22444PA0010153	Rating Area 9	Tobacco User/Non-Tobacco User	54	1298.64	1428.20
22444PA0010153	Rating Area 9	Tobacco User/Non-Tobacco User	55	1356.43	1492.07
22444PA0010153	Rating Area 9	Tobacco User/Non-Tobacco User	56	1419.08	1560.80
22444PA0010153	Rating Area 9	Tobacco User/Non-Tobacco User	57	1482.34	1630.75

22444PA0010153	Rating Area 9	Tobacco User/Non-Tobacco User	58	1549.85	1704.96
22444PA0010153	Rating Area 9	Tobacco User/Non-Tobacco User	59	1583.31	1741.46
22444PA0010153	Rating Area 9	Tobacco User/Non-Tobacco User	60	1650.83	1815.67
22444PA0010153	Rating Area 9	Tobacco User/Non-Tobacco User	61	1709.22	1880.14
22444PA0010153	Rating Area 9	Tobacco User/Non-Tobacco User	62	1747.54	1922.11
22444PA0010153	Rating Area 9	Tobacco User/Non-Tobacco User	63	1795.59	1975.03
22444PA0010153	Rating Area 9	Tobacco User/Non-Tobacco User	64 and over	1824.79	2007.27
22444PA0010157	Rating Area 2	Tobacco User/Non-Tobacco User	0-14	355.55	355.55
22444PA0010157	Rating Area 2	Tobacco User/Non-Tobacco User	15	387.15	387.15
22444PA0010157	Rating Area 2	Tobacco User/Non-Tobacco User	16	399.24	399.24
22444PA0010157	Rating Area 2	Tobacco User/Non-Tobacco User	17	411.32	411.32
22444PA0010157	Rating Area 2	Tobacco User/Non-Tobacco User	18	424.33	424.33
22444PA0010157	Rating Area 2	Tobacco User/Non-Tobacco User	19	437.35	437.35
22444PA0010157	Rating Area 2	Tobacco User/Non-Tobacco User	20	450.83	450.83
22444PA0010157	Rating Area 2	Tobacco User/Non-Tobacco User	21	464.77	511.25
22444PA0010157	Rating Area 2	Tobacco User/Non-Tobacco User	22	464.77	511.25
22444PA0010157	Rating Area 2	Tobacco User/Non-Tobacco User	23	464.77	511.25
22444PA0010157	Rating Area 2	Tobacco User/Non-Tobacco User	24	464.77	511.25
22444PA0010157	Rating Area 2	Tobacco User/Non-Tobacco User	25	466.63	513.10
22444PA0010157	Rating Area 2	Tobacco User/Non-Tobacco User	26	475.92	523.33
22444PA0010157	Rating Area 2	Tobacco User/Non-Tobacco User	27	487.08	535.88
22444PA0010157	Rating Area 2	Tobacco User/Non-Tobacco User	28	505.20	555.86
22444PA0010157	Rating Area 2	Tobacco User/Non-Tobacco User	29	520.08	572.13
22444PA0010157	Rating Area 2	Tobacco User/Non-Tobacco User	30	527.51	580.50
22444PA0010157	Rating Area 2	Tobacco User/Non-Tobacco User	31	538.67	592.58
22444PA0010157	Rating Area 2	Tobacco User/Non-Tobacco User	32	549.82	604.66
22444PA0010157	Rating Area 2	Tobacco User/Non-Tobacco User	33	556.79	612.57
22444PA0010157	Rating Area 2	Tobacco User/Non-Tobacco User	34	564.23	620.47
22444PA0010157	Rating Area 2	Tobacco User/Non-Tobacco User	35	567.95	624.65
22444PA0010157	Rating Area 2	Tobacco User/Non-Tobacco User	36	571.67	628.83
22444PA0010157	Rating Area 2	Tobacco User/Non-Tobacco User	37	575.38	633.02
22444PA0010157	Rating Area 2	Tobacco User/Non-Tobacco User	38	579.10	637.20
22444PA0010157	Rating Area 2	Tobacco User/Non-Tobacco User	39	586.54	645.10
22444PA0010157	Rating Area 2	Tobacco User/Non-Tobacco User	40	593.97	653.47
22444PA0010157	Rating Area 2	Tobacco User/Non-Tobacco User	41	605.13	665.55
22444PA0010157	Rating Area 2	Tobacco User/Non-Tobacco User	42	615.82	677.63
22444PA0010157	Rating Area 2	Tobacco User/Non-Tobacco User	43	630.69	693.90
22444PA0010157	Rating Area 2	Tobacco User/Non-Tobacco User	44	649.28	714.35
22444PA0010157	Rating Area 2	Tobacco User/Non-Tobacco User	45	671.13	738.05
22444PA0010157	Rating Area 2	Tobacco User/Non-Tobacco User	46	697.15	766.87
22444PA0010157	Rating Area 2	Tobacco User/Non-Tobacco User	47	726.43	798.94
22444PA0010157	Rating Area 2	Tobacco User/Non-Tobacco User	48	759.90	836.12
22444PA0010157	Rating Area 2	Tobacco User/Non-Tobacco User	49	792.90	872.37
22444PA0010157	Rating Area 2	Tobacco User/Non-Tobacco User	50	830.08	913.27
22444PA0010157	Rating Area 2	Tobacco User/Non-Tobacco User	51	866.79	953.71
22444PA0010157	Rating Area 2	Tobacco User/Non-Tobacco User	52	907.23	997.86
22444PA0010157	Rating Area 2	Tobacco User/Non-Tobacco User	53	948.13	1042.94
22444PA0010157	Rating Area 2	Tobacco User/Non-Tobacco User	54	992.28	1091.28
22444PA0010157	Rating Area 2	Tobacco User/Non-Tobacco User	55	1036.43	1140.08
22444PA0010157	Rating Area 2	Tobacco User/Non-Tobacco User	56	1084.31	1192.60
22444PA0010157	Rating Area 2	Tobacco User/Non-Tobacco User	57	1132.64	1246.05
22444PA0010157	Rating Area 2	Tobacco User/Non-Tobacco User	58	1184.23	1302.75
22444PA0010157	Rating Area 2	Tobacco User/Non-Tobacco User	59	1209.79	1330.63
22444PA0010157	Rating Area 2	Tobacco User/Non-Tobacco User	60	1261.38	1387.34
22444PA0010157	Rating Area 2	Tobacco User/Non-Tobacco User	61	1306.00	1436.60
22444PA0010157	Rating Area 2	Tobacco User/Non-Tobacco User	62	1335.28	1468.67
22444PA0010157	Rating Area 2	Tobacco User/Non-Tobacco User	63	1372.00	1509.10
22444PA0010157	Rating Area 2	Tobacco User/Non-Tobacco User	64 and over	1394.31	1533.74
22444PA0010157	Rating Area 5	Tobacco User/Non-Tobacco User	0-14	337.77	337.77
22444PA0010157	Rating Area 5	Tobacco User/Non-Tobacco User	15	367.79	367.79
22444PA0010157	Rating Area 5	Tobacco User/Non-Tobacco User	16	379.27	379.27
22444PA0010157	Rating Area 5	Tobacco User/Non-Tobacco User	17	390.75	390.75
22444PA0010157	Rating Area 5	Tobacco User/Non-Tobacco User	18	403.12	403.12
22444PA0010157	Rating Area 5	Tobacco User/Non-Tobacco User	19	415.48	415.48
22444PA0010157	Rating Area 5	Tobacco User/Non-Tobacco User	20	428.28	428.28
22444PA0010157	Rating Area 5	Tobacco User/Non-Tobacco User	21	441.54	485.69

22444PA0010157	Rating Area 5	Tobacco User/Non-Tobacco User	22	441.54	485.69
22444PA0010157	Rating Area 5	Tobacco User/Non-Tobacco User	23	441.54	485.69
22444PA0010157	Rating Area 5	Tobacco User/Non-Tobacco User	24	441.54	485.69
22444PA0010157	Rating Area 5	Tobacco User/Non-Tobacco User	25	443.30	487.45
22444PA0010157	Rating Area 5	Tobacco User/Non-Tobacco User	26	452.13	497.16
22444PA0010157	Rating Area 5	Tobacco User/Non-Tobacco User	27	462.72	509.08
22444PA0010157	Rating Area 5	Tobacco User/Non-Tobacco User	28	479.94	528.07
22444PA0010157	Rating Area 5	Tobacco User/Non-Tobacco User	29	494.07	543.52
22444PA0010157	Rating Area 5	Tobacco User/Non-Tobacco User	30	501.14	551.47
22444PA0010157	Rating Area 5	Tobacco User/Non-Tobacco User	31	511.73	562.95
22444PA0010157	Rating Area 5	Tobacco User/Non-Tobacco User	32	522.33	574.43
22444PA0010157	Rating Area 5	Tobacco User/Non-Tobacco User	33	528.95	581.94
22444PA0010157	Rating Area 5	Tobacco User/Non-Tobacco User	34	536.02	589.44
22444PA0010157	Rating Area 5	Tobacco User/Non-Tobacco User	35	539.55	593.42
22444PA0010157	Rating Area 5	Tobacco User/Non-Tobacco User	36	543.08	597.39
22444PA0010157	Rating Area 5	Tobacco User/Non-Tobacco User	37	546.61	601.36
22444PA0010157	Rating Area 5	Tobacco User/Non-Tobacco User	38	550.15	605.34
22444PA0010157	Rating Area 5	Tobacco User/Non-Tobacco User	39	557.21	612.84
22444PA0010157	Rating Area 5	Tobacco User/Non-Tobacco User	40	564.28	620.79
22444PA0010157	Rating Area 5	Tobacco User/Non-Tobacco User	41	574.87	632.27
22444PA0010157	Rating Area 5	Tobacco User/Non-Tobacco User	42	585.03	643.75
22444PA0010157	Rating Area 5	Tobacco User/Non-Tobacco User	43	599.16	659.21
22444PA0010157	Rating Area 5	Tobacco User/Non-Tobacco User	44	616.82	678.63
22444PA0010157	Rating Area 5	Tobacco User/Non-Tobacco User	45	637.57	701.15
22444PA0010157	Rating Area 5	Tobacco User/Non-Tobacco User	46	662.30	728.53
22444PA0010157	Rating Area 5	Tobacco User/Non-Tobacco User	47	690.11	758.99
22444PA0010157	Rating Area 5	Tobacco User/Non-Tobacco User	48	721.90	794.31
22444PA0010157	Rating Area 5	Tobacco User/Non-Tobacco User	49	753.25	828.75
22444PA0010157	Rating Area 5	Tobacco User/Non-Tobacco User	50	788.57	867.61
22444PA0010157	Rating Area 5	Tobacco User/Non-Tobacco User	51	823.45	906.02
22444PA0010157	Rating Area 5	Tobacco User/Non-Tobacco User	52	861.87	947.97
22444PA0010157	Rating Area 5	Tobacco User/Non-Tobacco User	53	900.72	990.79
22444PA0010157	Rating Area 5	Tobacco User/Non-Tobacco User	54	942.67	1036.71
22444PA0010157	Rating Area 5	Tobacco User/Non-Tobacco User	55	984.61	1083.07
22444PA0010157	Rating Area 5	Tobacco User/Non-Tobacco User	56	1030.09	1132.97
22444PA0010157	Rating Area 5	Tobacco User/Non-Tobacco User	57	1076.01	1183.74
22444PA0010157	Rating Area 5	Tobacco User/Non-Tobacco User	58	1125.02	1237.61
22444PA0010157	Rating Area 5	Tobacco User/Non-Tobacco User	59	1149.30	1264.10
22444PA0010157	Rating Area 5	Tobacco User/Non-Tobacco User	60	1198.31	1317.97
22444PA0010157	Rating Area 5	Tobacco User/Non-Tobacco User	61	1240.70	1364.77
22444PA0010157	Rating Area 5	Tobacco User/Non-Tobacco User	62	1268.52	1395.24
22444PA0010157	Rating Area 5	Tobacco User/Non-Tobacco User	63	1303.40	1433.65
22444PA0010157	Rating Area 5	Tobacco User/Non-Tobacco User	64 and over	1324.59	1457.05
22444PA0010159	Rating Area 3	Tobacco User/Non-Tobacco User	0-14	337.77	337.77
22444PA0010159	Rating Area 3	Tobacco User/Non-Tobacco User	15	367.79	367.79
22444PA0010159	Rating Area 3	Tobacco User/Non-Tobacco User	16	379.27	379.27
22444PA0010159	Rating Area 3	Tobacco User/Non-Tobacco User	17	390.75	390.75
22444PA0010159	Rating Area 3	Tobacco User/Non-Tobacco User	18	403.12	403.12
22444PA0010159	Rating Area 3	Tobacco User/Non-Tobacco User	19	415.48	415.48
22444PA0010159	Rating Area 3	Tobacco User/Non-Tobacco User	20	428.28	428.28
22444PA0010159	Rating Area 3	Tobacco User/Non-Tobacco User	21	441.54	485.69
22444PA0010159	Rating Area 3	Tobacco User/Non-Tobacco User	22	441.54	485.69
22444PA0010159	Rating Area 3	Tobacco User/Non-Tobacco User	23	441.54	485.69
22444PA0010159	Rating Area 3	Tobacco User/Non-Tobacco User	24	441.54	485.69
22444PA0010159	Rating Area 3	Tobacco User/Non-Tobacco User	25	443.30	487.45
22444PA0010159	Rating Area 3	Tobacco User/Non-Tobacco User	26	452.13	497.16
22444PA0010159	Rating Area 3	Tobacco User/Non-Tobacco User	27	462.72	509.08
22444PA0010159	Rating Area 3	Tobacco User/Non-Tobacco User	28	479.94	528.07
22444PA0010159	Rating Area 3	Tobacco User/Non-Tobacco User	29	494.07	543.52
22444PA0010159	Rating Area 3	Tobacco User/Non-Tobacco User	30	501.14	551.47
22444PA0010159	Rating Area 3	Tobacco User/Non-Tobacco User	31	511.73	562.95
22444PA0010159	Rating Area 3	Tobacco User/Non-Tobacco User	32	522.33	574.43
22444PA0010159	Rating Area 3	Tobacco User/Non-Tobacco User	33	528.95	581.94
22444PA0010159	Rating Area 3	Tobacco User/Non-Tobacco User	34	536.02	589.44
22444PA0010159	Rating Area 3	Tobacco User/Non-Tobacco User	35	539.55	593.42
22444PA0010159	Rating Area 3	Tobacco User/Non-Tobacco User	36	543.08	597.39

22444PA0010159	Rating Area 3	Tobacco User/Non-Tobacco User	37	546.61	601.36
22444PA0010159	Rating Area 3	Tobacco User/Non-Tobacco User	38	550.15	605.34
22444PA0010159	Rating Area 3	Tobacco User/Non-Tobacco User	39	557.21	612.84
22444PA0010159	Rating Area 3	Tobacco User/Non-Tobacco User	40	564.28	620.79
22444PA0010159	Rating Area 3	Tobacco User/Non-Tobacco User	41	574.87	632.27
22444PA0010159	Rating Area 3	Tobacco User/Non-Tobacco User	42	585.03	643.75
22444PA0010159	Rating Area 3	Tobacco User/Non-Tobacco User	43	599.16	659.21
22444PA0010159	Rating Area 3	Tobacco User/Non-Tobacco User	44	616.82	678.63
22444PA0010159	Rating Area 3	Tobacco User/Non-Tobacco User	45	637.57	701.15
22444PA0010159	Rating Area 3	Tobacco User/Non-Tobacco User	46	662.30	728.53
22444PA0010159	Rating Area 3	Tobacco User/Non-Tobacco User	47	690.11	758.99
22444PA0010159	Rating Area 3	Tobacco User/Non-Tobacco User	48	721.90	794.31
22444PA0010159	Rating Area 3	Tobacco User/Non-Tobacco User	49	753.25	828.75
22444PA0010159	Rating Area 3	Tobacco User/Non-Tobacco User	50	788.57	867.61
22444PA0010159	Rating Area 3	Tobacco User/Non-Tobacco User	51	823.45	906.02
22444PA0010159	Rating Area 3	Tobacco User/Non-Tobacco User	52	861.87	947.97
22444PA0010159	Rating Area 3	Tobacco User/Non-Tobacco User	53	900.72	990.79
22444PA0010159	Rating Area 3	Tobacco User/Non-Tobacco User	54	942.67	1036.71
22444PA0010159	Rating Area 3	Tobacco User/Non-Tobacco User	55	984.61	1083.07
22444PA0010159	Rating Area 3	Tobacco User/Non-Tobacco User	56	1030.09	1132.97
22444PA0010159	Rating Area 3	Tobacco User/Non-Tobacco User	57	1076.01	1183.74
22444PA0010159	Rating Area 3	Tobacco User/Non-Tobacco User	58	1125.02	1237.61
22444PA0010159	Rating Area 3	Tobacco User/Non-Tobacco User	59	1149.30	1264.10
22444PA0010159	Rating Area 3	Tobacco User/Non-Tobacco User	60	1198.31	1317.97
22444PA0010159	Rating Area 3	Tobacco User/Non-Tobacco User	61	1240.70	1364.77
22444PA0010159	Rating Area 3	Tobacco User/Non-Tobacco User	62	1268.52	1395.24
22444PA0010159	Rating Area 3	Tobacco User/Non-Tobacco User	63	1303.40	1433.65
22444PA0010159	Rating Area 3	Tobacco User/Non-Tobacco User	64 and over	1324.59	1457.05
22444PA0010159	Rating Area 6	Tobacco User/Non-Tobacco User	0-14	355.55	355.55
22444PA0010159	Rating Area 6	Tobacco User/Non-Tobacco User	15	387.15	387.15
22444PA0010159	Rating Area 6	Tobacco User/Non-Tobacco User	16	399.24	399.24
22444PA0010159	Rating Area 6	Tobacco User/Non-Tobacco User	17	411.32	411.32
22444PA0010159	Rating Area 6	Tobacco User/Non-Tobacco User	18	424.33	424.33
22444PA0010159	Rating Area 6	Tobacco User/Non-Tobacco User	19	437.35	437.35
22444PA0010159	Rating Area 6	Tobacco User/Non-Tobacco User	20	450.83	450.83
22444PA0010159	Rating Area 6	Tobacco User/Non-Tobacco User	21	464.77	511.25
22444PA0010159	Rating Area 6	Tobacco User/Non-Tobacco User	22	464.77	511.25
22444PA0010159	Rating Area 6	Tobacco User/Non-Tobacco User	23	464.77	511.25
22444PA0010159	Rating Area 6	Tobacco User/Non-Tobacco User	24	464.77	511.25
22444PA0010159	Rating Area 6	Tobacco User/Non-Tobacco User	25	466.63	513.10
22444PA0010159	Rating Area 6	Tobacco User/Non-Tobacco User	26	475.92	523.33
22444PA0010159	Rating Area 6	Tobacco User/Non-Tobacco User	27	487.08	535.88
22444PA0010159	Rating Area 6	Tobacco User/Non-Tobacco User	28	505.20	555.86
22444PA0010159	Rating Area 6	Tobacco User/Non-Tobacco User	29	520.08	572.13
22444PA0010159	Rating Area 6	Tobacco User/Non-Tobacco User	30	527.51	580.50
22444PA0010159	Rating Area 6	Tobacco User/Non-Tobacco User	31	538.67	592.58
22444PA0010159	Rating Area 6	Tobacco User/Non-Tobacco User	32	549.82	604.66
22444PA0010159	Rating Area 6	Tobacco User/Non-Tobacco User	33	556.79	612.57
22444PA0010159	Rating Area 6	Tobacco User/Non-Tobacco User	34	564.23	620.47
22444PA0010159	Rating Area 6	Tobacco User/Non-Tobacco User	35	567.95	624.65
22444PA0010159	Rating Area 6	Tobacco User/Non-Tobacco User	36	571.67	628.83
22444PA0010159	Rating Area 6	Tobacco User/Non-Tobacco User	37	575.38	633.02
22444PA0010159	Rating Area 6	Tobacco User/Non-Tobacco User	38	579.10	637.20
22444PA0010159	Rating Area 6	Tobacco User/Non-Tobacco User	39	586.54	645.10
22444PA0010159	Rating Area 6	Tobacco User/Non-Tobacco User	40	593.97	653.47
22444PA0010159	Rating Area 6	Tobacco User/Non-Tobacco User	41	605.13	665.55
22444PA0010159	Rating Area 6	Tobacco User/Non-Tobacco User	42	615.82	677.63
22444PA0010159	Rating Area 6	Tobacco User/Non-Tobacco User	43	630.69	693.90
22444PA0010159	Rating Area 6	Tobacco User/Non-Tobacco User	44	649.28	714.35
22444PA0010159	Rating Area 6	Tobacco User/Non-Tobacco User	45	671.13	738.05
22444PA0010159	Rating Area 6	Tobacco User/Non-Tobacco User	46	697.15	766.87
22444PA0010159	Rating Area 6	Tobacco User/Non-Tobacco User	47	726.43	798.94
22444PA0010159	Rating Area 6	Tobacco User/Non-Tobacco User	48	759.90	836.12
22444PA0010159	Rating Area 6	Tobacco User/Non-Tobacco User	49	792.90	872.37
22444PA0010159	Rating Area 6	Tobacco User/Non-Tobacco User	50	830.08	913.27
22444PA0010159	Rating Area 6	Tobacco User/Non-Tobacco User	51	866.79	953.71

22444PA0010159	Rating Area 6	Tobacco User/Non-Tobacco User	52	907.23	997.86
22444PA0010159	Rating Area 6	Tobacco User/Non-Tobacco User	53	948.13	1042.94
22444PA0010159	Rating Area 6	Tobacco User/Non-Tobacco User	54	992.28	1091.28
22444PA0010159	Rating Area 6	Tobacco User/Non-Tobacco User	55	1036.43	1140.08
22444PA0010159	Rating Area 6	Tobacco User/Non-Tobacco User	56	1084.31	1192.60
22444PA0010159	Rating Area 6	Tobacco User/Non-Tobacco User	57	1132.64	1246.05
22444PA0010159	Rating Area 6	Tobacco User/Non-Tobacco User	58	1184.23	1302.75
22444PA0010159	Rating Area 6	Tobacco User/Non-Tobacco User	59	1209.79	1330.63
22444PA0010159	Rating Area 6	Tobacco User/Non-Tobacco User	60	1261.38	1387.34
22444PA0010159	Rating Area 6	Tobacco User/Non-Tobacco User	61	1306.00	1436.60
22444PA0010159	Rating Area 6	Tobacco User/Non-Tobacco User	62	1335.28	1468.67
22444PA0010159	Rating Area 6	Tobacco User/Non-Tobacco User	63	1372.00	1509.10
22444PA0010159	Rating Area 6	Tobacco User/Non-Tobacco User	64 and over	1394.31	1533.74
22444PA0010159	Rating Area 9	Tobacco User/Non-Tobacco User	0-14	426.66	426.66
22444PA0010159	Rating Area 9	Tobacco User/Non-Tobacco User	15	464.58	464.58
22444PA0010159	Rating Area 9	Tobacco User/Non-Tobacco User	16	479.08	479.08
22444PA0010159	Rating Area 9	Tobacco User/Non-Tobacco User	17	493.58	493.58
22444PA0010159	Rating Area 9	Tobacco User/Non-Tobacco User	18	509.20	509.20
22444PA0010159	Rating Area 9	Tobacco User/Non-Tobacco User	19	524.82	524.82
22444PA0010159	Rating Area 9	Tobacco User/Non-Tobacco User	20	540.99	540.99
22444PA0010159	Rating Area 9	Tobacco User/Non-Tobacco User	21	557.73	613.50
22444PA0010159	Rating Area 9	Tobacco User/Non-Tobacco User	22	557.73	613.50
22444PA0010159	Rating Area 9	Tobacco User/Non-Tobacco User	23	557.73	613.50
22444PA0010159	Rating Area 9	Tobacco User/Non-Tobacco User	24	557.73	613.50
22444PA0010159	Rating Area 9	Tobacco User/Non-Tobacco User	25	559.95	615.73
22444PA0010159	Rating Area 9	Tobacco User/Non-Tobacco User	26	571.11	628.00
22444PA0010159	Rating Area 9	Tobacco User/Non-Tobacco User	27	584.49	643.05
22444PA0010159	Rating Area 9	Tobacco User/Non-Tobacco User	28	606.24	667.04
22444PA0010159	Rating Area 9	Tobacco User/Non-Tobacco User	29	624.09	686.56
22444PA0010159	Rating Area 9	Tobacco User/Non-Tobacco User	30	633.02	696.60
22444PA0010159	Rating Area 9	Tobacco User/Non-Tobacco User	31	646.40	711.10
22444PA0010159	Rating Area 9	Tobacco User/Non-Tobacco User	32	659.79	725.60
22444PA0010159	Rating Area 9	Tobacco User/Non-Tobacco User	33	668.15	735.08
22444PA0010159	Rating Area 9	Tobacco User/Non-Tobacco User	34	677.08	744.56
22444PA0010159	Rating Area 9	Tobacco User/Non-Tobacco User	35	681.54	749.58
22444PA0010159	Rating Area 9	Tobacco User/Non-Tobacco User	36	686.00	754.60
22444PA0010159	Rating Area 9	Tobacco User/Non-Tobacco User	37	690.46	759.62
22444PA0010159	Rating Area 9	Tobacco User/Non-Tobacco User	38	694.92	764.64
22444PA0010159	Rating Area 9	Tobacco User/Non-Tobacco User	39	703.85	774.12
22444PA0010159	Rating Area 9	Tobacco User/Non-Tobacco User	40	712.77	784.16
22444PA0010159	Rating Area 9	Tobacco User/Non-Tobacco User	41	726.16	798.66
22444PA0010159	Rating Area 9	Tobacco User/Non-Tobacco User	42	738.98	813.16
22444PA0010159	Rating Area 9	Tobacco User/Non-Tobacco User	43	756.83	832.68
22444PA0010159	Rating Area 9	Tobacco User/Non-Tobacco User	44	779.14	857.22
22444PA0010159	Rating Area 9	Tobacco User/Non-Tobacco User	45	805.35	885.66
22444PA0010159	Rating Area 9	Tobacco User/Non-Tobacco User	46	836.58	920.24
22444PA0010159	Rating Area 9	Tobacco User/Non-Tobacco User	47	871.72	958.73
22444PA0010159	Rating Area 9	Tobacco User/Non-Tobacco User	48	911.88	1003.34
22444PA0010159	Rating Area 9	Tobacco User/Non-Tobacco User	49	951.48	1046.85
22444PA0010159	Rating Area 9	Tobacco User/Non-Tobacco User	50	996.09	1095.93
22444PA0010159	Rating Area 9	Tobacco User/Non-Tobacco User	51	1040.15	1144.45
22444PA0010159	Rating Area 9	Tobacco User/Non-Tobacco User	52	1088.67	1197.43
22444PA0010159	Rating Area 9	Tobacco User/Non-Tobacco User	53	1137.75	1251.53
22444PA0010159	Rating Area 9	Tobacco User/Non-Tobacco User	54	1190.74	1309.53
22444PA0010159	Rating Area 9	Tobacco User/Non-Tobacco User	55	1243.72	1368.09
22444PA0010159	Rating Area 9	Tobacco User/Non-Tobacco User	56	1301.17	1431.12
22444PA0010159	Rating Area 9	Tobacco User/Non-Tobacco User	57	1359.17	1495.25
22444PA0010159	Rating Area 9	Tobacco User/Non-Tobacco User	58	1421.08	1563.30
22444PA0010159	Rating Area 9	Tobacco User/Non-Tobacco User	59	1451.75	1596.76
22444PA0010159	Rating Area 9	Tobacco User/Non-Tobacco User	60	1513.66	1664.80
22444PA0010159	Rating Area 9	Tobacco User/Non-Tobacco User	61	1567.20	1723.92
22444PA0010159	Rating Area 9	Tobacco User/Non-Tobacco User	62	1602.34	1762.40
22444PA0010159	Rating Area 9	Tobacco User/Non-Tobacco User	63	1646.40	1810.93
22444PA0010159	Rating Area 9	Tobacco User/Non-Tobacco User	64 and over	1673.17	1840.49
22444PA0010166	Rating Area 6	Tobacco User/Non-Tobacco User	0-14	355.55	355.55
22444PA0010166	Rating Area 6	Tobacco User/Non-Tobacco User	15	387.15	387.15

22444PA0010166	Rating Area 6	Tobacco User/Non-Tobacco User	16	399.24	399.24
22444PA0010166	Rating Area 6	Tobacco User/Non-Tobacco User	17	411.32	411.32
22444PA0010166	Rating Area 6	Tobacco User/Non-Tobacco User	18	424.33	424.33
22444PA0010166	Rating Area 6	Tobacco User/Non-Tobacco User	19	437.35	437.35
22444PA0010166	Rating Area 6	Tobacco User/Non-Tobacco User	20	450.83	450.83
22444PA0010166	Rating Area 6	Tobacco User/Non-Tobacco User	21	464.77	511.25
22444PA0010166	Rating Area 6	Tobacco User/Non-Tobacco User	22	464.77	511.25
22444PA0010166	Rating Area 6	Tobacco User/Non-Tobacco User	23	464.77	511.25
22444PA0010166	Rating Area 6	Tobacco User/Non-Tobacco User	24	464.77	511.25
22444PA0010166	Rating Area 6	Tobacco User/Non-Tobacco User	25	466.63	513.10
22444PA0010166	Rating Area 6	Tobacco User/Non-Tobacco User	26	475.92	523.33
22444PA0010166	Rating Area 6	Tobacco User/Non-Tobacco User	27	487.08	535.88
22444PA0010166	Rating Area 6	Tobacco User/Non-Tobacco User	28	505.20	555.86
22444PA0010166	Rating Area 6	Tobacco User/Non-Tobacco User	29	520.08	572.13
22444PA0010166	Rating Area 6	Tobacco User/Non-Tobacco User	30	527.51	580.50
22444PA0010166	Rating Area 6	Tobacco User/Non-Tobacco User	31	538.67	592.58
22444PA0010166	Rating Area 6	Tobacco User/Non-Tobacco User	32	549.82	604.66
22444PA0010166	Rating Area 6	Tobacco User/Non-Tobacco User	33	556.79	612.57
22444PA0010166	Rating Area 6	Tobacco User/Non-Tobacco User	34	564.23	620.47
22444PA0010166	Rating Area 6	Tobacco User/Non-Tobacco User	35	567.95	624.65
22444PA0010166	Rating Area 6	Tobacco User/Non-Tobacco User	36	571.67	628.83
22444PA0010166	Rating Area 6	Tobacco User/Non-Tobacco User	37	575.38	633.02
22444PA0010166	Rating Area 6	Tobacco User/Non-Tobacco User	38	579.10	637.20
22444PA0010166	Rating Area 6	Tobacco User/Non-Tobacco User	39	586.54	645.10
22444PA0010166	Rating Area 6	Tobacco User/Non-Tobacco User	40	593.97	653.47
22444PA0010166	Rating Area 6	Tobacco User/Non-Tobacco User	41	605.13	665.55
22444PA0010166	Rating Area 6	Tobacco User/Non-Tobacco User	42	615.82	677.63
22444PA0010166	Rating Area 6	Tobacco User/Non-Tobacco User	43	630.69	693.90
22444PA0010166	Rating Area 6	Tobacco User/Non-Tobacco User	44	649.28	714.35
22444PA0010166	Rating Area 6	Tobacco User/Non-Tobacco User	45	671.13	738.05
22444PA0010166	Rating Area 6	Tobacco User/Non-Tobacco User	46	697.15	766.87
22444PA0010166	Rating Area 6	Tobacco User/Non-Tobacco User	47	726.43	798.94
22444PA0010166	Rating Area 6	Tobacco User/Non-Tobacco User	48	759.90	836.12
22444PA0010166	Rating Area 6	Tobacco User/Non-Tobacco User	49	792.90	872.37
22444PA0010166	Rating Area 6	Tobacco User/Non-Tobacco User	50	830.08	913.27
22444PA0010166	Rating Area 6	Tobacco User/Non-Tobacco User	51	866.79	953.71
22444PA0010166	Rating Area 6	Tobacco User/Non-Tobacco User	52	907.23	997.86
22444PA0010166	Rating Area 6	Tobacco User/Non-Tobacco User	53	948.13	1042.94
22444PA0010166	Rating Area 6	Tobacco User/Non-Tobacco User	54	992.28	1091.28
22444PA0010166	Rating Area 6	Tobacco User/Non-Tobacco User	55	1036.43	1140.08
22444PA0010166	Rating Area 6	Tobacco User/Non-Tobacco User	56	1084.31	1192.60
22444PA0010166	Rating Area 6	Tobacco User/Non-Tobacco User	57	1132.64	1246.05
22444PA0010166	Rating Area 6	Tobacco User/Non-Tobacco User	58	1184.23	1302.75
22444PA0010166	Rating Area 6	Tobacco User/Non-Tobacco User	59	1209.79	1330.63
22444PA0010166	Rating Area 6	Tobacco User/Non-Tobacco User	60	1261.38	1387.34
22444PA0010166	Rating Area 6	Tobacco User/Non-Tobacco User	61	1306.00	1436.60
22444PA0010166	Rating Area 6	Tobacco User/Non-Tobacco User	62	1335.28	1468.67
22444PA0010166	Rating Area 6	Tobacco User/Non-Tobacco User	63	1372.00	1509.10
22444PA0010166	Rating Area 6	Tobacco User/Non-Tobacco User	64 and over	1394.31	1533.74
22444PA0010167	Rating Area 7	Tobacco User/Non-Tobacco User	0-14	444.44	444.44
22444PA0010167	Rating Area 7	Tobacco User/Non-Tobacco User	15	483.94	483.94
22444PA0010167	Rating Area 7	Tobacco User/Non-Tobacco User	16	499.05	499.05
22444PA0010167	Rating Area 7	Tobacco User/Non-Tobacco User	17	514.15	514.15
22444PA0010167	Rating Area 7	Tobacco User/Non-Tobacco User	18	530.42	530.42
22444PA0010167	Rating Area 7	Tobacco User/Non-Tobacco User	19	546.68	546.68
22444PA0010167	Rating Area 7	Tobacco User/Non-Tobacco User	20	563.53	563.53
22444PA0010167	Rating Area 7	Tobacco User/Non-Tobacco User	21	580.97	639.06
22444PA0010167	Rating Area 7	Tobacco User/Non-Tobacco User	22	580.97	639.06
22444PA0010167	Rating Area 7	Tobacco User/Non-Tobacco User	23	580.97	639.06
22444PA0010167	Rating Area 7	Tobacco User/Non-Tobacco User	24	580.97	639.06
22444PA0010167	Rating Area 7	Tobacco User/Non-Tobacco User	25	583.29	641.38
22444PA0010167	Rating Area 7	Tobacco User/Non-Tobacco User	26	594.90	654.16
22444PA0010167	Rating Area 7	Tobacco User/Non-Tobacco User	27	608.85	669.85
22444PA0010167	Rating Area 7	Tobacco User/Non-Tobacco User	28	631.50	694.83
22444PA0010167	Rating Area 7	Tobacco User/Non-Tobacco User	29	650.10	715.16
22444PA0010167	Rating Area 7	Tobacco User/Non-Tobacco User	30	659.39	725.62

22444PA0010167	Rating Area 7	Tobacco User/Non-Tobacco User	31	673.33	740.73
22444PA0010167	Rating Area 7	Tobacco User/Non-Tobacco User	32	687.28	755.83
22444PA0010167	Rating Area 7	Tobacco User/Non-Tobacco User	33	695.99	765.71
22444PA0010167	Rating Area 7	Tobacco User/Non-Tobacco User	34	705.29	775.58
22444PA0010167	Rating Area 7	Tobacco User/Non-Tobacco User	35	709.93	780.81
22444PA0010167	Rating Area 7	Tobacco User/Non-Tobacco User	36	714.58	786.04
22444PA0010167	Rating Area 7	Tobacco User/Non-Tobacco User	37	719.23	791.27
22444PA0010167	Rating Area 7	Tobacco User/Non-Tobacco User	38	723.88	796.50
22444PA0010167	Rating Area 7	Tobacco User/Non-Tobacco User	39	733.17	806.37
22444PA0010167	Rating Area 7	Tobacco User/Non-Tobacco User	40	742.47	816.83
22444PA0010167	Rating Area 7	Tobacco User/Non-Tobacco User	41	756.41	831.94
22444PA0010167	Rating Area 7	Tobacco User/Non-Tobacco User	42	769.77	847.04
22444PA0010167	Rating Area 7	Tobacco User/Non-Tobacco User	43	788.36	867.38
22444PA0010167	Rating Area 7	Tobacco User/Non-Tobacco User	44	811.60	892.94
22444PA0010167	Rating Area 7	Tobacco User/Non-Tobacco User	45	838.91	922.57
22444PA0010167	Rating Area 7	Tobacco User/Non-Tobacco User	46	871.44	958.59
22444PA0010167	Rating Area 7	Tobacco User/Non-Tobacco User	47	908.04	998.67
22444PA0010167	Rating Area 7	Tobacco User/Non-Tobacco User	48	949.87	1045.15
22444PA0010167	Rating Area 7	Tobacco User/Non-Tobacco User	49	991.12	1090.46
22444PA0010167	Rating Area 7	Tobacco User/Non-Tobacco User	50	1037.60	1141.59
22444PA0010167	Rating Area 7	Tobacco User/Non-Tobacco User	51	1083.49	1192.13
22444PA0010167	Rating Area 7	Tobacco User/Non-Tobacco User	52	1134.04	1247.32
22444PA0010167	Rating Area 7	Tobacco User/Non-Tobacco User	53	1185.16	1303.68
22444PA0010167	Rating Area 7	Tobacco User/Non-Tobacco User	54	1240.35	1364.10
22444PA0010167	Rating Area 7	Tobacco User/Non-Tobacco User	55	1295.54	1425.10
22444PA0010167	Rating Area 7	Tobacco User/Non-Tobacco User	56	1355.38	1490.75
22444PA0010167	Rating Area 7	Tobacco User/Non-Tobacco User	57	1415.80	1557.56
22444PA0010167	Rating Area 7	Tobacco User/Non-Tobacco User	58	1480.29	1628.43
22444PA0010167	Rating Area 7	Tobacco User/Non-Tobacco User	59	1512.24	1663.29
22444PA0010167	Rating Area 7	Tobacco User/Non-Tobacco User	60	1576.73	1734.17
22444PA0010167	Rating Area 7	Tobacco User/Non-Tobacco User	61	1632.50	1795.75
22444PA0010167	Rating Area 7	Tobacco User/Non-Tobacco User	62	1669.10	1835.84
22444PA0010167	Rating Area 7	Tobacco User/Non-Tobacco User	63	1715.00	1886.38
22444PA0010167	Rating Area 7	Tobacco User/Non-Tobacco User	64 and over	1742.88	1917.17
22444PA0010167	Rating Area 9	Tobacco User/Non-Tobacco User	0-14	426.66	426.66
22444PA0010167	Rating Area 9	Tobacco User/Non-Tobacco User	15	464.58	464.58
22444PA0010167	Rating Area 9	Tobacco User/Non-Tobacco User	16	479.08	479.08
22444PA0010167	Rating Area 9	Tobacco User/Non-Tobacco User	17	493.58	493.58
22444PA0010167	Rating Area 9	Tobacco User/Non-Tobacco User	18	509.20	509.20
22444PA0010167	Rating Area 9	Tobacco User/Non-Tobacco User	19	524.82	524.82
22444PA0010167	Rating Area 9	Tobacco User/Non-Tobacco User	20	540.99	540.99
22444PA0010167	Rating Area 9	Tobacco User/Non-Tobacco User	21	557.73	613.50
22444PA0010167	Rating Area 9	Tobacco User/Non-Tobacco User	22	557.73	613.50
22444PA0010167	Rating Area 9	Tobacco User/Non-Tobacco User	23	557.73	613.50
22444PA0010167	Rating Area 9	Tobacco User/Non-Tobacco User	24	557.73	613.50
22444PA0010167	Rating Area 9	Tobacco User/Non-Tobacco User	25	559.95	615.73
22444PA0010167	Rating Area 9	Tobacco User/Non-Tobacco User	26	571.11	628.00
22444PA0010167	Rating Area 9	Tobacco User/Non-Tobacco User	27	584.49	643.05
22444PA0010167	Rating Area 9	Tobacco User/Non-Tobacco User	28	606.24	667.04
22444PA0010167	Rating Area 9	Tobacco User/Non-Tobacco User	29	624.09	686.56
22444PA0010167	Rating Area 9	Tobacco User/Non-Tobacco User	30	633.02	696.60
22444PA0010167	Rating Area 9	Tobacco User/Non-Tobacco User	31	646.40	711.10
22444PA0010167	Rating Area 9	Tobacco User/Non-Tobacco User	32	659.79	725.60
22444PA0010167	Rating Area 9	Tobacco User/Non-Tobacco User	33	668.15	735.08
22444PA0010167	Rating Area 9	Tobacco User/Non-Tobacco User	34	677.08	744.56
22444PA0010167	Rating Area 9	Tobacco User/Non-Tobacco User	35	681.54	749.58
22444PA0010167	Rating Area 9	Tobacco User/Non-Tobacco User	36	686.00	754.60
22444PA0010167	Rating Area 9	Tobacco User/Non-Tobacco User	37	690.46	759.62
22444PA0010167	Rating Area 9	Tobacco User/Non-Tobacco User	38	694.92	764.64
22444PA0010167	Rating Area 9	Tobacco User/Non-Tobacco User	39	703.85	774.12
22444PA0010167	Rating Area 9	Tobacco User/Non-Tobacco User	40	712.77	784.16
22444PA0010167	Rating Area 9	Tobacco User/Non-Tobacco User	41	726.16	798.66
22444PA0010167	Rating Area 9	Tobacco User/Non-Tobacco User	42	738.98	813.16
22444PA0010167	Rating Area 9	Tobacco User/Non-Tobacco User	43	756.83	832.68
22444PA0010167	Rating Area 9	Tobacco User/Non-Tobacco User	44	779.14	857.22
22444PA0010167	Rating Area 9	Tobacco User/Non-Tobacco User	45	805.35	885.66

22444PA0010167	Rating Area 9	Tobacco User/Non-Tobacco User	46	836.58	920.24
22444PA0010167	Rating Area 9	Tobacco User/Non-Tobacco User	47	871.72	958.73
22444PA0010167	Rating Area 9	Tobacco User/Non-Tobacco User	48	911.88	1003.34
22444PA0010167	Rating Area 9	Tobacco User/Non-Tobacco User	49	951.48	1046.85
22444PA0010167	Rating Area 9	Tobacco User/Non-Tobacco User	50	996.09	1095.93
22444PA0010167	Rating Area 9	Tobacco User/Non-Tobacco User	51	1040.15	1144.45
22444PA0010167	Rating Area 9	Tobacco User/Non-Tobacco User	52	1088.67	1197.43
22444PA0010167	Rating Area 9	Tobacco User/Non-Tobacco User	53	1137.75	1251.53
22444PA0010167	Rating Area 9	Tobacco User/Non-Tobacco User	54	1190.74	1309.53
22444PA0010167	Rating Area 9	Tobacco User/Non-Tobacco User	55	1243.72	1368.09
22444PA0010167	Rating Area 9	Tobacco User/Non-Tobacco User	56	1301.17	1431.12
22444PA0010167	Rating Area 9	Tobacco User/Non-Tobacco User	57	1359.17	1495.25
22444PA0010167	Rating Area 9	Tobacco User/Non-Tobacco User	58	1421.08	1563.30
22444PA0010167	Rating Area 9	Tobacco User/Non-Tobacco User	59	1451.75	1596.76
22444PA0010167	Rating Area 9	Tobacco User/Non-Tobacco User	60	1513.66	1664.80
22444PA0010167	Rating Area 9	Tobacco User/Non-Tobacco User	61	1567.20	1723.92
22444PA0010167	Rating Area 9	Tobacco User/Non-Tobacco User	62	1602.34	1762.40
22444PA0010167	Rating Area 9	Tobacco User/Non-Tobacco User	63	1646.40	1810.93
22444PA0010167	Rating Area 9	Tobacco User/Non-Tobacco User	64 and over	1673.17	1840.49
22444PA0010171	Rating Area 2	Tobacco User/Non-Tobacco User	0-14	344.17	344.17
22444PA0010171	Rating Area 2	Tobacco User/Non-Tobacco User	15	374.77	374.77
22444PA0010171	Rating Area 2	Tobacco User/Non-Tobacco User	16	386.46	386.46
22444PA0010171	Rating Area 2	Tobacco User/Non-Tobacco User	17	398.16	398.16
22444PA0010171	Rating Area 2	Tobacco User/Non-Tobacco User	18	410.76	410.76
22444PA0010171	Rating Area 2	Tobacco User/Non-Tobacco User	19	423.35	423.35
22444PA0010171	Rating Area 2	Tobacco User/Non-Tobacco User	20	436.40	436.40
22444PA0010171	Rating Area 2	Tobacco User/Non-Tobacco User	21	449.90	494.89
22444PA0010171	Rating Area 2	Tobacco User/Non-Tobacco User	22	449.90	494.89
22444PA0010171	Rating Area 2	Tobacco User/Non-Tobacco User	23	449.90	494.89
22444PA0010171	Rating Area 2	Tobacco User/Non-Tobacco User	24	449.90	494.89
22444PA0010171	Rating Area 2	Tobacco User/Non-Tobacco User	25	451.70	496.69
22444PA0010171	Rating Area 2	Tobacco User/Non-Tobacco User	26	460.70	506.59
22444PA0010171	Rating Area 2	Tobacco User/Non-Tobacco User	27	471.49	518.73
22444PA0010171	Rating Area 2	Tobacco User/Non-Tobacco User	28	489.04	538.08
22444PA0010171	Rating Area 2	Tobacco User/Non-Tobacco User	29	503.44	553.82
22444PA0010171	Rating Area 2	Tobacco User/Non-Tobacco User	30	510.63	561.92
22444PA0010171	Rating Area 2	Tobacco User/Non-Tobacco User	31	521.43	573.62
22444PA0010171	Rating Area 2	Tobacco User/Non-Tobacco User	32	532.23	585.32
22444PA0010171	Rating Area 2	Tobacco User/Non-Tobacco User	33	538.98	592.97
22444PA0010171	Rating Area 2	Tobacco User/Non-Tobacco User	34	546.18	600.61
22444PA0010171	Rating Area 2	Tobacco User/Non-Tobacco User	35	549.78	604.66
22444PA0010171	Rating Area 2	Tobacco User/Non-Tobacco User	36	553.37	608.71
22444PA0010171	Rating Area 2	Tobacco User/Non-Tobacco User	37	556.97	612.76
22444PA0010171	Rating Area 2	Tobacco User/Non-Tobacco User	38	560.57	616.81
22444PA0010171	Rating Area 2	Tobacco User/Non-Tobacco User	39	567.77	624.46
22444PA0010171	Rating Area 2	Tobacco User/Non-Tobacco User	40	574.97	632.56
22444PA0010171	Rating Area 2	Tobacco User/Non-Tobacco User	41	585.77	644.25
22444PA0010171	Rating Area 2	Tobacco User/Non-Tobacco User	42	596.11	655.95
22444PA0010171	Rating Area 2	Tobacco User/Non-Tobacco User	43	610.51	671.70
22444PA0010171	Rating Area 2	Tobacco User/Non-Tobacco User	44	628.51	691.49
22444PA0010171	Rating Area 2	Tobacco User/Non-Tobacco User	45	649.65	714.44
22444PA0010171	Rating Area 2	Tobacco User/Non-Tobacco User	46	674.85	742.33
22444PA0010171	Rating Area 2	Tobacco User/Non-Tobacco User	47	703.19	773.37
22444PA0010171	Rating Area 2	Tobacco User/Non-Tobacco User	48	735.58	809.37
22444PA0010171	Rating Area 2	Tobacco User/Non-Tobacco User	49	767.53	844.46
22444PA0010171	Rating Area 2	Tobacco User/Non-Tobacco User	50	803.52	884.05
22444PA0010171	Rating Area 2	Tobacco User/Non-Tobacco User	51	839.06	923.19
22444PA0010171	Rating Area 2	Tobacco User/Non-Tobacco User	52	878.20	965.93
22444PA0010171	Rating Area 2	Tobacco User/Non-Tobacco User	53	917.79	1009.57
22444PA0010171	Rating Area 2	Tobacco User/Non-Tobacco User	54	960.53	1056.36
22444PA0010171	Rating Area 2	Tobacco User/Non-Tobacco User	55	1003.27	1103.60
22444PA0010171	Rating Area 2	Tobacco User/Non-Tobacco User	56	1049.61	1154.44
22444PA0010171	Rating Area 2	Tobacco User/Non-Tobacco User	57	1096.40	1206.18
22444PA0010171	Rating Area 2	Tobacco User/Non-Tobacco User	58	1146.34	1261.06
22444PA0010171	Rating Area 2	Tobacco User/Non-Tobacco User	59	1171.08	1288.06
22444PA0010171	Rating Area 2	Tobacco User/Non-Tobacco User	60	1221.02	1342.95

22444PA0010171	Rating Area 2	Tobacco User/Non-Tobacco User	61	1264.21	1390.63
22444PA0010171	Rating Area 2	Tobacco User/Non-Tobacco User	62	1292.56	1421.68
22444PA0010171	Rating Area 2	Tobacco User/Non-Tobacco User	63	1328.10	1460.82
22444PA0010171	Rating Area 2	Tobacco User/Non-Tobacco User	64 and over	1349.69	1484.66
22444PA0010171	Rating Area 5	Tobacco User/Non-Tobacco User	0-14	326.96	326.96
22444PA0010171	Rating Area 5	Tobacco User/Non-Tobacco User	15	356.03	356.03
22444PA0010171	Rating Area 5	Tobacco User/Non-Tobacco User	16	367.14	367.14
22444PA0010171	Rating Area 5	Tobacco User/Non-Tobacco User	17	378.25	378.25
22444PA0010171	Rating Area 5	Tobacco User/Non-Tobacco User	18	390.22	390.22
22444PA0010171	Rating Area 5	Tobacco User/Non-Tobacco User	19	402.19	402.19
22444PA0010171	Rating Area 5	Tobacco User/Non-Tobacco User	20	414.58	414.58
22444PA0010171	Rating Area 5	Tobacco User/Non-Tobacco User	21	427.41	470.15
22444PA0010171	Rating Area 5	Tobacco User/Non-Tobacco User	22	427.41	470.15
22444PA0010171	Rating Area 5	Tobacco User/Non-Tobacco User	23	427.41	470.15
22444PA0010171	Rating Area 5	Tobacco User/Non-Tobacco User	24	427.41	470.15
22444PA0010171	Rating Area 5	Tobacco User/Non-Tobacco User	25	429.11	471.85
22444PA0010171	Rating Area 5	Tobacco User/Non-Tobacco User	26	437.66	481.26
22444PA0010171	Rating Area 5	Tobacco User/Non-Tobacco User	27	447.92	492.80
22444PA0010171	Rating Area 5	Tobacco User/Non-Tobacco User	28	464.59	511.17
22444PA0010171	Rating Area 5	Tobacco User/Non-Tobacco User	29	478.26	526.13
22444PA0010171	Rating Area 5	Tobacco User/Non-Tobacco User	30	485.10	533.83
22444PA0010171	Rating Area 5	Tobacco User/Non-Tobacco User	31	495.36	544.94
22444PA0010171	Rating Area 5	Tobacco User/Non-Tobacco User	32	505.62	556.05
22444PA0010171	Rating Area 5	Tobacco User/Non-Tobacco User	33	512.03	563.32
22444PA0010171	Rating Area 5	Tobacco User/Non-Tobacco User	34	518.87	570.58
22444PA0010171	Rating Area 5	Tobacco User/Non-Tobacco User	35	522.29	574.43
22444PA0010171	Rating Area 5	Tobacco User/Non-Tobacco User	36	525.71	578.28
22444PA0010171	Rating Area 5	Tobacco User/Non-Tobacco User	37	529.13	582.12
22444PA0010171	Rating Area 5	Tobacco User/Non-Tobacco User	38	532.54	585.97
22444PA0010171	Rating Area 5	Tobacco User/Non-Tobacco User	39	539.38	593.24
22444PA0010171	Rating Area 5	Tobacco User/Non-Tobacco User	40	546.22	600.93
22444PA0010171	Rating Area 5	Tobacco User/Non-Tobacco User	41	556.48	612.04
22444PA0010171	Rating Area 5	Tobacco User/Non-Tobacco User	42	566.31	623.15
22444PA0010171	Rating Area 5	Tobacco User/Non-Tobacco User	43	579.99	638.11
22444PA0010171	Rating Area 5	Tobacco User/Non-Tobacco User	44	597.08	656.92
22444PA0010171	Rating Area 5	Tobacco User/Non-Tobacco User	45	617.17	678.72
22444PA0010171	Rating Area 5	Tobacco User/Non-Tobacco User	46	641.10	705.22
22444PA0010171	Rating Area 5	Tobacco User/Non-Tobacco User	47	668.03	734.71
22444PA0010171	Rating Area 5	Tobacco User/Non-Tobacco User	48	698.80	768.90
22444PA0010171	Rating Area 5	Tobacco User/Non-Tobacco User	49	729.15	802.24
22444PA0010171	Rating Area 5	Tobacco User/Non-Tobacco User	50	763.34	839.85
22444PA0010171	Rating Area 5	Tobacco User/Non-Tobacco User	51	797.11	877.03
22444PA0010171	Rating Area 5	Tobacco User/Non-Tobacco User	52	834.29	917.63
22444PA0010171	Rating Area 5	Tobacco User/Non-Tobacco User	53	871.90	959.09
22444PA0010171	Rating Area 5	Tobacco User/Non-Tobacco User	54	912.51	1003.54
22444PA0010171	Rating Area 5	Tobacco User/Non-Tobacco User	55	953.11	1048.42
22444PA0010171	Rating Area 5	Tobacco User/Non-Tobacco User	56	997.13	1096.72
22444PA0010171	Rating Area 5	Tobacco User/Non-Tobacco User	57	1041.58	1145.87
22444PA0010171	Rating Area 5	Tobacco User/Non-Tobacco User	58	1089.02	1198.01
22444PA0010171	Rating Area 5	Tobacco User/Non-Tobacco User	59	1112.53	1223.66
22444PA0010171	Rating Area 5	Tobacco User/Non-Tobacco User	60	1159.97	1275.80
22444PA0010171	Rating Area 5	Tobacco User/Non-Tobacco User	61	1201.00	1321.10
22444PA0010171	Rating Area 5	Tobacco User/Non-Tobacco User	62	1227.93	1350.59
22444PA0010171	Rating Area 5	Tobacco User/Non-Tobacco User	63	1261.69	1387.78
22444PA0010171	Rating Area 5	Tobacco User/Non-Tobacco User	64 and over	1282.21	1410.43
22444PA0010173	Rating Area 3	Tobacco User/Non-Tobacco User	0-14	326.96	326.96
22444PA0010173	Rating Area 3	Tobacco User/Non-Tobacco User	15	356.03	356.03
22444PA0010173	Rating Area 3	Tobacco User/Non-Tobacco User	16	367.14	367.14
22444PA0010173	Rating Area 3	Tobacco User/Non-Tobacco User	17	378.25	378.25
22444PA0010173	Rating Area 3	Tobacco User/Non-Tobacco User	18	390.22	390.22
22444PA0010173	Rating Area 3	Tobacco User/Non-Tobacco User	19	402.19	402.19
22444PA0010173	Rating Area 3	Tobacco User/Non-Tobacco User	20	414.58	414.58
22444PA0010173	Rating Area 3	Tobacco User/Non-Tobacco User	21	427.41	470.15
22444PA0010173	Rating Area 3	Tobacco User/Non-Tobacco User	22	427.41	470.15
22444PA0010173	Rating Area 3	Tobacco User/Non-Tobacco User	23	427.41	470.15
22444PA0010173	Rating Area 3	Tobacco User/Non-Tobacco User	24	427.41	470.15

22444PA0010173	Rating Area 3	Tobacco User/Non-Tobacco User	25	429.11	471.85
22444PA0010173	Rating Area 3	Tobacco User/Non-Tobacco User	26	437.66	481.26
22444PA0010173	Rating Area 3	Tobacco User/Non-Tobacco User	27	447.92	492.80
22444PA0010173	Rating Area 3	Tobacco User/Non-Tobacco User	28	464.59	511.17
22444PA0010173	Rating Area 3	Tobacco User/Non-Tobacco User	29	478.26	526.13
22444PA0010173	Rating Area 3	Tobacco User/Non-Tobacco User	30	485.10	533.83
22444PA0010173	Rating Area 3	Tobacco User/Non-Tobacco User	31	495.36	544.94
22444PA0010173	Rating Area 3	Tobacco User/Non-Tobacco User	32	505.62	556.05
22444PA0010173	Rating Area 3	Tobacco User/Non-Tobacco User	33	512.03	563.32
22444PA0010173	Rating Area 3	Tobacco User/Non-Tobacco User	34	518.87	570.58
22444PA0010173	Rating Area 3	Tobacco User/Non-Tobacco User	35	522.29	574.43
22444PA0010173	Rating Area 3	Tobacco User/Non-Tobacco User	36	525.71	578.28
22444PA0010173	Rating Area 3	Tobacco User/Non-Tobacco User	37	529.13	582.12
22444PA0010173	Rating Area 3	Tobacco User/Non-Tobacco User	38	532.54	585.97
22444PA0010173	Rating Area 3	Tobacco User/Non-Tobacco User	39	539.38	593.24
22444PA0010173	Rating Area 3	Tobacco User/Non-Tobacco User	40	546.22	600.93
22444PA0010173	Rating Area 3	Tobacco User/Non-Tobacco User	41	556.48	612.04
22444PA0010173	Rating Area 3	Tobacco User/Non-Tobacco User	42	566.31	623.15
22444PA0010173	Rating Area 3	Tobacco User/Non-Tobacco User	43	579.99	638.11
22444PA0010173	Rating Area 3	Tobacco User/Non-Tobacco User	44	597.08	656.92
22444PA0010173	Rating Area 3	Tobacco User/Non-Tobacco User	45	617.17	678.72
22444PA0010173	Rating Area 3	Tobacco User/Non-Tobacco User	46	641.10	705.22
22444PA0010173	Rating Area 3	Tobacco User/Non-Tobacco User	47	668.03	734.71
22444PA0010173	Rating Area 3	Tobacco User/Non-Tobacco User	48	698.80	768.90
22444PA0010173	Rating Area 3	Tobacco User/Non-Tobacco User	49	729.15	802.24
22444PA0010173	Rating Area 3	Tobacco User/Non-Tobacco User	50	763.34	839.85
22444PA0010173	Rating Area 3	Tobacco User/Non-Tobacco User	51	797.11	877.03
22444PA0010173	Rating Area 3	Tobacco User/Non-Tobacco User	52	834.29	917.63
22444PA0010173	Rating Area 3	Tobacco User/Non-Tobacco User	53	871.90	959.09
22444PA0010173	Rating Area 3	Tobacco User/Non-Tobacco User	54	912.51	1003.54
22444PA0010173	Rating Area 3	Tobacco User/Non-Tobacco User	55	953.11	1048.42
22444PA0010173	Rating Area 3	Tobacco User/Non-Tobacco User	56	997.13	1096.72
22444PA0010173	Rating Area 3	Tobacco User/Non-Tobacco User	57	1041.58	1145.87
22444PA0010173	Rating Area 3	Tobacco User/Non-Tobacco User	58	1089.02	1198.01
22444PA0010173	Rating Area 3	Tobacco User/Non-Tobacco User	59	1112.53	1223.66
22444PA0010173	Rating Area 3	Tobacco User/Non-Tobacco User	60	1159.97	1275.80
22444PA0010173	Rating Area 3	Tobacco User/Non-Tobacco User	61	1201.00	1321.10
22444PA0010173	Rating Area 3	Tobacco User/Non-Tobacco User	62	1227.93	1350.59
22444PA0010173	Rating Area 3	Tobacco User/Non-Tobacco User	63	1261.69	1387.78
22444PA0010173	Rating Area 3	Tobacco User/Non-Tobacco User	64 and over	1282.21	1410.43
22444PA0010173	Rating Area 6	Tobacco User/Non-Tobacco User	0-14	344.17	344.17
22444PA0010173	Rating Area 6	Tobacco User/Non-Tobacco User	15	374.77	374.77
22444PA0010173	Rating Area 6	Tobacco User/Non-Tobacco User	16	386.46	386.46
22444PA0010173	Rating Area 6	Tobacco User/Non-Tobacco User	17	398.16	398.16
22444PA0010173	Rating Area 6	Tobacco User/Non-Tobacco User	18	410.76	410.76
22444PA0010173	Rating Area 6	Tobacco User/Non-Tobacco User	19	423.35	423.35
22444PA0010173	Rating Area 6	Tobacco User/Non-Tobacco User	20	436.40	436.40
22444PA0010173	Rating Area 6	Tobacco User/Non-Tobacco User	21	449.90	494.89
22444PA0010173	Rating Area 6	Tobacco User/Non-Tobacco User	22	449.90	494.89
22444PA0010173	Rating Area 6	Tobacco User/Non-Tobacco User	23	449.90	494.89
22444PA0010173	Rating Area 6	Tobacco User/Non-Tobacco User	24	449.90	494.89
22444PA0010173	Rating Area 6	Tobacco User/Non-Tobacco User	25	451.70	496.69
22444PA0010173	Rating Area 6	Tobacco User/Non-Tobacco User	26	460.70	506.59
22444PA0010173	Rating Area 6	Tobacco User/Non-Tobacco User	27	471.49	518.73
22444PA0010173	Rating Area 6	Tobacco User/Non-Tobacco User	28	489.04	538.08
22444PA0010173	Rating Area 6	Tobacco User/Non-Tobacco User	29	503.44	553.82
22444PA0010173	Rating Area 6	Tobacco User/Non-Tobacco User	30	510.63	561.92
22444PA0010173	Rating Area 6	Tobacco User/Non-Tobacco User	31	521.43	573.62
22444PA0010173	Rating Area 6	Tobacco User/Non-Tobacco User	32	532.23	585.32
22444PA0010173	Rating Area 6	Tobacco User/Non-Tobacco User	33	538.98	592.97
22444PA0010173	Rating Area 6	Tobacco User/Non-Tobacco User	34	546.18	600.61
22444PA0010173	Rating Area 6	Tobacco User/Non-Tobacco User	35	549.78	604.66
22444PA0010173	Rating Area 6	Tobacco User/Non-Tobacco User	36	553.37	608.71
22444PA0010173	Rating Area 6	Tobacco User/Non-Tobacco User	37	556.97	612.76
22444PA0010173	Rating Area 6	Tobacco User/Non-Tobacco User	38	560.57	616.81
22444PA0010173	Rating Area 6	Tobacco User/Non-Tobacco User	39	567.77	624.46

22444PA0010173	Rating Area 6	Tobacco User/Non-Tobacco User	40	574.97	632.56
22444PA0010173	Rating Area 6	Tobacco User/Non-Tobacco User	41	585.77	644.25
22444PA0010173	Rating Area 6	Tobacco User/Non-Tobacco User	42	596.11	655.95
22444PA0010173	Rating Area 6	Tobacco User/Non-Tobacco User	43	610.51	671.70
22444PA0010173	Rating Area 6	Tobacco User/Non-Tobacco User	44	628.51	691.49
22444PA0010173	Rating Area 6	Tobacco User/Non-Tobacco User	45	649.65	714.44
22444PA0010173	Rating Area 6	Tobacco User/Non-Tobacco User	46	674.85	742.33
22444PA0010173	Rating Area 6	Tobacco User/Non-Tobacco User	47	703.19	773.37
22444PA0010173	Rating Area 6	Tobacco User/Non-Tobacco User	48	735.58	809.37
22444PA0010173	Rating Area 6	Tobacco User/Non-Tobacco User	49	767.53	844.46
22444PA0010173	Rating Area 6	Tobacco User/Non-Tobacco User	50	803.52	884.05
22444PA0010173	Rating Area 6	Tobacco User/Non-Tobacco User	51	839.06	923.19
22444PA0010173	Rating Area 6	Tobacco User/Non-Tobacco User	52	878.20	965.93
22444PA0010173	Rating Area 6	Tobacco User/Non-Tobacco User	53	917.79	1009.57
22444PA0010173	Rating Area 6	Tobacco User/Non-Tobacco User	54	960.53	1056.36
22444PA0010173	Rating Area 6	Tobacco User/Non-Tobacco User	55	1003.27	1103.60
22444PA0010173	Rating Area 6	Tobacco User/Non-Tobacco User	56	1049.61	1154.44
22444PA0010173	Rating Area 6	Tobacco User/Non-Tobacco User	57	1096.40	1206.18
22444PA0010173	Rating Area 6	Tobacco User/Non-Tobacco User	58	1146.34	1261.06
22444PA0010173	Rating Area 6	Tobacco User/Non-Tobacco User	59	1171.08	1288.06
22444PA0010173	Rating Area 6	Tobacco User/Non-Tobacco User	60	1221.02	1342.95
22444PA0010173	Rating Area 6	Tobacco User/Non-Tobacco User	61	1264.21	1390.63
22444PA0010173	Rating Area 6	Tobacco User/Non-Tobacco User	62	1292.56	1421.68
22444PA0010173	Rating Area 6	Tobacco User/Non-Tobacco User	63	1328.10	1460.82
22444PA0010173	Rating Area 6	Tobacco User/Non-Tobacco User	64 and over	1349.69	1484.66
22444PA0010173	Rating Area 9	Tobacco User/Non-Tobacco User	0-14	413.01	413.01
22444PA0010173	Rating Area 9	Tobacco User/Non-Tobacco User	15	449.72	449.72
22444PA0010173	Rating Area 9	Tobacco User/Non-Tobacco User	16	463.75	463.75
22444PA0010173	Rating Area 9	Tobacco User/Non-Tobacco User	17	477.79	477.79
22444PA0010173	Rating Area 9	Tobacco User/Non-Tobacco User	18	492.91	492.91
22444PA0010173	Rating Area 9	Tobacco User/Non-Tobacco User	19	508.02	508.02
22444PA0010173	Rating Area 9	Tobacco User/Non-Tobacco User	20	523.68	523.68
22444PA0010173	Rating Area 9	Tobacco User/Non-Tobacco User	21	539.88	593.87
22444PA0010173	Rating Area 9	Tobacco User/Non-Tobacco User	22	539.88	593.87
22444PA0010173	Rating Area 9	Tobacco User/Non-Tobacco User	23	539.88	593.87
22444PA0010173	Rating Area 9	Tobacco User/Non-Tobacco User	24	539.88	593.87
22444PA0010173	Rating Area 9	Tobacco User/Non-Tobacco User	25	542.04	596.02
22444PA0010173	Rating Area 9	Tobacco User/Non-Tobacco User	26	552.83	607.90
22444PA0010173	Rating Area 9	Tobacco User/Non-Tobacco User	27	565.79	622.48
22444PA0010173	Rating Area 9	Tobacco User/Non-Tobacco User	28	586.85	645.69
22444PA0010173	Rating Area 9	Tobacco User/Non-Tobacco User	29	604.12	664.59
22444PA0010173	Rating Area 9	Tobacco User/Non-Tobacco User	30	612.76	674.31
22444PA0010173	Rating Area 9	Tobacco User/Non-Tobacco User	31	625.72	688.34
22444PA0010173	Rating Area 9	Tobacco User/Non-Tobacco User	32	638.68	702.38
22444PA0010173	Rating Area 9	Tobacco User/Non-Tobacco User	33	646.77	711.56
22444PA0010173	Rating Area 9	Tobacco User/Non-Tobacco User	34	655.41	720.74
22444PA0010173	Rating Area 9	Tobacco User/Non-Tobacco User	35	659.73	725.60
22444PA0010173	Rating Area 9	Tobacco User/Non-Tobacco User	36	664.05	730.45
22444PA0010173	Rating Area 9	Tobacco User/Non-Tobacco User	37	668.37	735.31
22444PA0010173	Rating Area 9	Tobacco User/Non-Tobacco User	38	672.69	740.17
22444PA0010173	Rating Area 9	Tobacco User/Non-Tobacco User	39	681.33	749.35
22444PA0010173	Rating Area 9	Tobacco User/Non-Tobacco User	40	689.96	759.07
22444PA0010173	Rating Area 9	Tobacco User/Non-Tobacco User	41	702.92	773.10
22444PA0010173	Rating Area 9	Tobacco User/Non-Tobacco User	42	715.34	787.14
22444PA0010173	Rating Area 9	Tobacco User/Non-Tobacco User	43	732.61	806.04
22444PA0010173	Rating Area 9	Tobacco User/Non-Tobacco User	44	754.21	829.79
22444PA0010173	Rating Area 9	Tobacco User/Non-Tobacco User	45	779.58	857.33
22444PA0010173	Rating Area 9	Tobacco User/Non-Tobacco User	46	809.82	890.80
22444PA0010173	Rating Area 9	Tobacco User/Non-Tobacco User	47	843.83	928.05
22444PA0010173	Rating Area 9	Tobacco User/Non-Tobacco User	48	882.70	971.24
22444PA0010173	Rating Area 9	Tobacco User/Non-Tobacco User	49	921.03	1013.35
22444PA0010173	Rating Area 9	Tobacco User/Non-Tobacco User	50	964.22	1060.86
22444PA0010173	Rating Area 9	Tobacco User/Non-Tobacco User	51	1006.87	1107.83
22444PA0010173	Rating Area 9	Tobacco User/Non-Tobacco User	52	1053.84	1159.12
22444PA0010173	Rating Area 9	Tobacco User/Non-Tobacco User	53	1101.35	1211.49
22444PA0010173	Rating Area 9	Tobacco User/Non-Tobacco User	54	1152.64	1267.63

22444PA0010173	Rating Area 9	Tobacco User/Non-Tobacco User	55	1203.93	1324.32
22444PA0010173	Rating Area 9	Tobacco User/Non-Tobacco User	56	1259.53	1385.33
22444PA0010173	Rating Area 9	Tobacco User/Non-Tobacco User	57	1315.68	1447.41
22444PA0010173	Rating Area 9	Tobacco User/Non-Tobacco User	58	1375.61	1513.28
22444PA0010173	Rating Area 9	Tobacco User/Non-Tobacco User	59	1405.30	1545.67
22444PA0010173	Rating Area 9	Tobacco User/Non-Tobacco User	60	1465.23	1611.53
22444PA0010173	Rating Area 9	Tobacco User/Non-Tobacco User	61	1517.06	1668.76
22444PA0010173	Rating Area 9	Tobacco User/Non-Tobacco User	62	1551.07	1706.01
22444PA0010173	Rating Area 9	Tobacco User/Non-Tobacco User	63	1593.72	1752.98
22444PA0010173	Rating Area 9	Tobacco User/Non-Tobacco User	64 and over	1619.63	1781.60
22444PA0010179	Rating Area 6	Tobacco User/Non-Tobacco User	0-14	344.17	344.17
22444PA0010179	Rating Area 6	Tobacco User/Non-Tobacco User	15	374.77	374.77
22444PA0010179	Rating Area 6	Tobacco User/Non-Tobacco User	16	386.46	386.46
22444PA0010179	Rating Area 6	Tobacco User/Non-Tobacco User	17	398.16	398.16
22444PA0010179	Rating Area 6	Tobacco User/Non-Tobacco User	18	410.76	410.76
22444PA0010179	Rating Area 6	Tobacco User/Non-Tobacco User	19	423.35	423.35
22444PA0010179	Rating Area 6	Tobacco User/Non-Tobacco User	20	436.40	436.40
22444PA0010179	Rating Area 6	Tobacco User/Non-Tobacco User	21	449.90	494.89
22444PA0010179	Rating Area 6	Tobacco User/Non-Tobacco User	22	449.90	494.89
22444PA0010179	Rating Area 6	Tobacco User/Non-Tobacco User	23	449.90	494.89
22444PA0010179	Rating Area 6	Tobacco User/Non-Tobacco User	24	449.90	494.89
22444PA0010179	Rating Area 6	Tobacco User/Non-Tobacco User	25	451.70	496.69
22444PA0010179	Rating Area 6	Tobacco User/Non-Tobacco User	26	460.70	506.59
22444PA0010179	Rating Area 6	Tobacco User/Non-Tobacco User	27	471.49	518.73
22444PA0010179	Rating Area 6	Tobacco User/Non-Tobacco User	28	489.04	538.08
22444PA0010179	Rating Area 6	Tobacco User/Non-Tobacco User	29	503.44	553.82
22444PA0010179	Rating Area 6	Tobacco User/Non-Tobacco User	30	510.63	561.92
22444PA0010179	Rating Area 6	Tobacco User/Non-Tobacco User	31	521.43	573.62
22444PA0010179	Rating Area 6	Tobacco User/Non-Tobacco User	32	532.23	585.32
22444PA0010179	Rating Area 6	Tobacco User/Non-Tobacco User	33	538.98	592.97
22444PA0010179	Rating Area 6	Tobacco User/Non-Tobacco User	34	546.18	600.61
22444PA0010179	Rating Area 6	Tobacco User/Non-Tobacco User	35	549.78	604.66
22444PA0010179	Rating Area 6	Tobacco User/Non-Tobacco User	36	553.37	608.71
22444PA0010179	Rating Area 6	Tobacco User/Non-Tobacco User	37	556.97	612.76
22444PA0010179	Rating Area 6	Tobacco User/Non-Tobacco User	38	560.57	616.81
22444PA0010179	Rating Area 6	Tobacco User/Non-Tobacco User	39	567.77	624.46
22444PA0010179	Rating Area 6	Tobacco User/Non-Tobacco User	40	574.97	632.56
22444PA0010179	Rating Area 6	Tobacco User/Non-Tobacco User	41	585.77	644.25
22444PA0010179	Rating Area 6	Tobacco User/Non-Tobacco User	42	596.11	655.95
22444PA0010179	Rating Area 6	Tobacco User/Non-Tobacco User	43	610.51	671.70
22444PA0010179	Rating Area 6	Tobacco User/Non-Tobacco User	44	628.51	691.49
22444PA0010179	Rating Area 6	Tobacco User/Non-Tobacco User	45	649.65	714.44
22444PA0010179	Rating Area 6	Tobacco User/Non-Tobacco User	46	674.85	742.33
22444PA0010179	Rating Area 6	Tobacco User/Non-Tobacco User	47	703.19	773.37
22444PA0010179	Rating Area 6	Tobacco User/Non-Tobacco User	48	735.58	809.37
22444PA0010179	Rating Area 6	Tobacco User/Non-Tobacco User	49	767.53	844.46
22444PA0010179	Rating Area 6	Tobacco User/Non-Tobacco User	50	803.52	884.05
22444PA0010179	Rating Area 6	Tobacco User/Non-Tobacco User	51	839.06	923.19
22444PA0010179	Rating Area 6	Tobacco User/Non-Tobacco User	52	878.20	965.93
22444PA0010179	Rating Area 6	Tobacco User/Non-Tobacco User	53	917.79	1009.57
22444PA0010179	Rating Area 6	Tobacco User/Non-Tobacco User	54	960.53	1056.36
22444PA0010179	Rating Area 6	Tobacco User/Non-Tobacco User	55	1003.27	1103.60
22444PA0010179	Rating Area 6	Tobacco User/Non-Tobacco User	56	1049.61	1154.44
22444PA0010179	Rating Area 6	Tobacco User/Non-Tobacco User	57	1096.40	1206.18
22444PA0010179	Rating Area 6	Tobacco User/Non-Tobacco User	58	1146.34	1261.06
22444PA0010179	Rating Area 6	Tobacco User/Non-Tobacco User	59	1171.08	1288.06
22444PA0010179	Rating Area 6	Tobacco User/Non-Tobacco User	60	1221.02	1342.95
22444PA0010179	Rating Area 6	Tobacco User/Non-Tobacco User	61	1264.21	1390.63
22444PA0010179	Rating Area 6	Tobacco User/Non-Tobacco User	62	1292.56	1421.68
22444PA0010179	Rating Area 6	Tobacco User/Non-Tobacco User	63	1328.10	1460.82
22444PA0010179	Rating Area 6	Tobacco User/Non-Tobacco User	64 and over	1349.69	1484.66
22444PA0010180	Rating Area 7	Tobacco User/Non-Tobacco User	0-14	430.21	430.21
22444PA0010180	Rating Area 7	Tobacco User/Non-Tobacco User	15	468.46	468.46
22444PA0010180	Rating Area 7	Tobacco User/Non-Tobacco User	16	483.08	483.08
22444PA0010180	Rating Area 7	Tobacco User/Non-Tobacco User	17	497.70	497.70
22444PA0010180	Rating Area 7	Tobacco User/Non-Tobacco User	18	513.45	513.45

22444PA0010180	Rating Area 7	Tobacco User/Non-Tobacco User	19	529.19	529.19
22444PA0010180	Rating Area 7	Tobacco User/Non-Tobacco User	20	545.50	545.50
22444PA0010180	Rating Area 7	Tobacco User/Non-Tobacco User	21	562.38	618.61
22444PA0010180	Rating Area 7	Tobacco User/Non-Tobacco User	22	562.38	618.61
22444PA0010180	Rating Area 7	Tobacco User/Non-Tobacco User	23	562.38	618.61
22444PA0010180	Rating Area 7	Tobacco User/Non-Tobacco User	24	562.38	618.61
22444PA0010180	Rating Area 7	Tobacco User/Non-Tobacco User	25	564.62	620.86
22444PA0010180	Rating Area 7	Tobacco User/Non-Tobacco User	26	575.87	633.23
22444PA0010180	Rating Area 7	Tobacco User/Non-Tobacco User	27	589.37	648.42
22444PA0010180	Rating Area 7	Tobacco User/Non-Tobacco User	28	611.30	672.60
22444PA0010180	Rating Area 7	Tobacco User/Non-Tobacco User	29	629.29	692.28
22444PA0010180	Rating Area 7	Tobacco User/Non-Tobacco User	30	638.29	702.40
22444PA0010180	Rating Area 7	Tobacco User/Non-Tobacco User	31	651.79	717.02
22444PA0010180	Rating Area 7	Tobacco User/Non-Tobacco User	32	665.29	731.65
22444PA0010180	Rating Area 7	Tobacco User/Non-Tobacco User	33	673.72	741.21
22444PA0010180	Rating Area 7	Tobacco User/Non-Tobacco User	34	682.72	750.77
22444PA0010180	Rating Area 7	Tobacco User/Non-Tobacco User	35	687.22	755.83
22444PA0010180	Rating Area 7	Tobacco User/Non-Tobacco User	36	691.72	760.89
22444PA0010180	Rating Area 7	Tobacco User/Non-Tobacco User	37	696.22	765.95
22444PA0010180	Rating Area 7	Tobacco User/Non-Tobacco User	38	700.72	771.01
22444PA0010180	Rating Area 7	Tobacco User/Non-Tobacco User	39	709.71	780.57
22444PA0010180	Rating Area 7	Tobacco User/Non-Tobacco User	40	718.71	790.70
22444PA0010180	Rating Area 7	Tobacco User/Non-Tobacco User	41	732.21	805.32
22444PA0010180	Rating Area 7	Tobacco User/Non-Tobacco User	42	745.14	819.94
22444PA0010180	Rating Area 7	Tobacco User/Non-Tobacco User	43	763.14	839.62
22444PA0010180	Rating Area 7	Tobacco User/Non-Tobacco User	44	785.63	864.37
22444PA0010180	Rating Area 7	Tobacco User/Non-Tobacco User	45	812.07	893.05
22444PA0010180	Rating Area 7	Tobacco User/Non-Tobacco User	46	843.56	927.91
22444PA0010180	Rating Area 7	Tobacco User/Non-Tobacco User	47	878.99	966.72
22444PA0010180	Rating Area 7	Tobacco User/Non-Tobacco User	48	919.48	1011.71
22444PA0010180	Rating Area 7	Tobacco User/Non-Tobacco User	49	959.41	1055.57
22444PA0010180	Rating Area 7	Tobacco User/Non-Tobacco User	50	1004.40	1105.06
22444PA0010180	Rating Area 7	Tobacco User/Non-Tobacco User	51	1048.82	1153.99
22444PA0010180	Rating Area 7	Tobacco User/Non-Tobacco User	52	1097.75	1207.41
22444PA0010180	Rating Area 7	Tobacco User/Non-Tobacco User	53	1147.24	1261.96
22444PA0010180	Rating Area 7	Tobacco User/Non-Tobacco User	54	1200.67	1320.45
22444PA0010180	Rating Area 7	Tobacco User/Non-Tobacco User	55	1254.09	1379.50
22444PA0010180	Rating Area 7	Tobacco User/Non-Tobacco User	56	1312.02	1443.05
22444PA0010180	Rating Area 7	Tobacco User/Non-Tobacco User	57	1370.50	1507.72
22444PA0010180	Rating Area 7	Tobacco User/Non-Tobacco User	58	1432.93	1576.33
22444PA0010180	Rating Area 7	Tobacco User/Non-Tobacco User	59	1463.86	1610.07
22444PA0010180	Rating Area 7	Tobacco User/Non-Tobacco User	60	1526.28	1678.68
22444PA0010180	Rating Area 7	Tobacco User/Non-Tobacco User	61	1580.27	1738.29
22444PA0010180	Rating Area 7	Tobacco User/Non-Tobacco User	62	1615.70	1777.10
22444PA0010180	Rating Area 7	Tobacco User/Non-Tobacco User	63	1660.12	1826.02
22444PA0010180	Rating Area 7	Tobacco User/Non-Tobacco User	64 and over	1687.12	1855.83
22444PA0010180	Rating Area 9	Tobacco User/Non-Tobacco User	0-14	413.01	413.01
22444PA0010180	Rating Area 9	Tobacco User/Non-Tobacco User	15	449.72	449.72
22444PA0010180	Rating Area 9	Tobacco User/Non-Tobacco User	16	463.75	463.75
22444PA0010180	Rating Area 9	Tobacco User/Non-Tobacco User	17	477.79	477.79
22444PA0010180	Rating Area 9	Tobacco User/Non-Tobacco User	18	492.91	492.91
22444PA0010180	Rating Area 9	Tobacco User/Non-Tobacco User	19	508.02	508.02
22444PA0010180	Rating Area 9	Tobacco User/Non-Tobacco User	20	523.68	523.68
22444PA0010180	Rating Area 9	Tobacco User/Non-Tobacco User	21	539.88	593.87
22444PA0010180	Rating Area 9	Tobacco User/Non-Tobacco User	22	539.88	593.87
22444PA0010180	Rating Area 9	Tobacco User/Non-Tobacco User	23	539.88	593.87
22444PA0010180	Rating Area 9	Tobacco User/Non-Tobacco User	24	539.88	593.87
22444PA0010180	Rating Area 9	Tobacco User/Non-Tobacco User	25	542.04	596.02
22444PA0010180	Rating Area 9	Tobacco User/Non-Tobacco User	26	552.83	607.90
22444PA0010180	Rating Area 9	Tobacco User/Non-Tobacco User	27	565.79	622.48
22444PA0010180	Rating Area 9	Tobacco User/Non-Tobacco User	28	586.85	645.69
22444PA0010180	Rating Area 9	Tobacco User/Non-Tobacco User	29	604.12	664.59
22444PA0010180	Rating Area 9	Tobacco User/Non-Tobacco User	30	612.76	674.31
22444PA0010180	Rating Area 9	Tobacco User/Non-Tobacco User	31	625.72	688.34
22444PA0010180	Rating Area 9	Tobacco User/Non-Tobacco User	32	638.68	702.38
22444PA0010180	Rating Area 9	Tobacco User/Non-Tobacco User	33	646.77	711.56

22444PA0010180	Rating Area 9	Tobacco User/Non-Tobacco User	34	655.41	720.74
22444PA0010180	Rating Area 9	Tobacco User/Non-Tobacco User	35	659.73	725.60
22444PA0010180	Rating Area 9	Tobacco User/Non-Tobacco User	36	664.05	730.45
22444PA0010180	Rating Area 9	Tobacco User/Non-Tobacco User	37	668.37	735.31
22444PA0010180	Rating Area 9	Tobacco User/Non-Tobacco User	38	672.69	740.17
22444PA0010180	Rating Area 9	Tobacco User/Non-Tobacco User	39	681.33	749.35
22444PA0010180	Rating Area 9	Tobacco User/Non-Tobacco User	40	689.96	759.07
22444PA0010180	Rating Area 9	Tobacco User/Non-Tobacco User	41	702.92	773.10
22444PA0010180	Rating Area 9	Tobacco User/Non-Tobacco User	42	715.34	787.14
22444PA0010180	Rating Area 9	Tobacco User/Non-Tobacco User	43	732.61	806.04
22444PA0010180	Rating Area 9	Tobacco User/Non-Tobacco User	44	754.21	829.79
22444PA0010180	Rating Area 9	Tobacco User/Non-Tobacco User	45	779.58	857.33
22444PA0010180	Rating Area 9	Tobacco User/Non-Tobacco User	46	809.82	890.80
22444PA0010180	Rating Area 9	Tobacco User/Non-Tobacco User	47	843.83	928.05
22444PA0010180	Rating Area 9	Tobacco User/Non-Tobacco User	48	882.70	971.24
22444PA0010180	Rating Area 9	Tobacco User/Non-Tobacco User	49	921.03	1013.35
22444PA0010180	Rating Area 9	Tobacco User/Non-Tobacco User	50	964.22	1060.86
22444PA0010180	Rating Area 9	Tobacco User/Non-Tobacco User	51	1006.87	1107.83
22444PA0010180	Rating Area 9	Tobacco User/Non-Tobacco User	52	1053.84	1159.12
22444PA0010180	Rating Area 9	Tobacco User/Non-Tobacco User	53	1101.35	1211.49
22444PA0010180	Rating Area 9	Tobacco User/Non-Tobacco User	54	1152.64	1267.63
22444PA0010180	Rating Area 9	Tobacco User/Non-Tobacco User	55	1203.93	1324.32
22444PA0010180	Rating Area 9	Tobacco User/Non-Tobacco User	56	1259.53	1385.33
22444PA0010180	Rating Area 9	Tobacco User/Non-Tobacco User	57	1315.68	1447.41
22444PA0010180	Rating Area 9	Tobacco User/Non-Tobacco User	58	1375.61	1513.28
22444PA0010180	Rating Area 9	Tobacco User/Non-Tobacco User	59	1405.30	1545.67
22444PA0010180	Rating Area 9	Tobacco User/Non-Tobacco User	60	1465.23	1611.53
22444PA0010180	Rating Area 9	Tobacco User/Non-Tobacco User	61	1517.06	1668.76
22444PA0010180	Rating Area 9	Tobacco User/Non-Tobacco User	62	1551.07	1706.01
22444PA0010180	Rating Area 9	Tobacco User/Non-Tobacco User	63	1593.72	1752.98
22444PA0010180	Rating Area 9	Tobacco User/Non-Tobacco User	64 and over	1619.63	1781.60
22444PA0010197	Rating Area 2	Tobacco User/Non-Tobacco User	0-14	259.18	259.18
22444PA0010197	Rating Area 2	Tobacco User/Non-Tobacco User	15	282.22	282.22
22444PA0010197	Rating Area 2	Tobacco User/Non-Tobacco User	16	291.02	291.02
22444PA0010197	Rating Area 2	Tobacco User/Non-Tobacco User	17	299.83	299.83
22444PA0010197	Rating Area 2	Tobacco User/Non-Tobacco User	18	309.32	309.32
22444PA0010197	Rating Area 2	Tobacco User/Non-Tobacco User	19	318.81	318.81
22444PA0010197	Rating Area 2	Tobacco User/Non-Tobacco User	20	328.63	328.63
22444PA0010197	Rating Area 2	Tobacco User/Non-Tobacco User	21	338.80	372.68
22444PA0010197	Rating Area 2	Tobacco User/Non-Tobacco User	22	338.80	372.68
22444PA0010197	Rating Area 2	Tobacco User/Non-Tobacco User	23	338.80	372.68
22444PA0010197	Rating Area 2	Tobacco User/Non-Tobacco User	24	338.80	372.68
22444PA0010197	Rating Area 2	Tobacco User/Non-Tobacco User	25	340.15	374.03
22444PA0010197	Rating Area 2	Tobacco User/Non-Tobacco User	26	346.93	381.48
22444PA0010197	Rating Area 2	Tobacco User/Non-Tobacco User	27	355.06	390.63
22444PA0010197	Rating Area 2	Tobacco User/Non-Tobacco User	28	368.27	405.20
22444PA0010197	Rating Area 2	Tobacco User/Non-Tobacco User	29	379.11	417.06
22444PA0010197	Rating Area 2	Tobacco User/Non-Tobacco User	30	384.53	423.15
22444PA0010197	Rating Area 2	Tobacco User/Non-Tobacco User	31	392.66	431.96
22444PA0010197	Rating Area 2	Tobacco User/Non-Tobacco User	32	400.79	440.77
22444PA0010197	Rating Area 2	Tobacco User/Non-Tobacco User	33	405.88	446.53
22444PA0010197	Rating Area 2	Tobacco User/Non-Tobacco User	34	411.30	452.29
22444PA0010197	Rating Area 2	Tobacco User/Non-Tobacco User	35	414.01	455.34
22444PA0010197	Rating Area 2	Tobacco User/Non-Tobacco User	36	416.72	458.39
22444PA0010197	Rating Area 2	Tobacco User/Non-Tobacco User	37	419.43	461.44
22444PA0010197	Rating Area 2	Tobacco User/Non-Tobacco User	38	422.14	464.49
22444PA0010197	Rating Area 2	Tobacco User/Non-Tobacco User	39	427.56	470.25
22444PA0010197	Rating Area 2	Tobacco User/Non-Tobacco User	40	432.98	476.34
22444PA0010197	Rating Area 2	Tobacco User/Non-Tobacco User	41	441.11	485.15
22444PA0010197	Rating Area 2	Tobacco User/Non-Tobacco User	42	448.90	493.96
22444PA0010197	Rating Area 2	Tobacco User/Non-Tobacco User	43	459.74	505.82
22444PA0010197	Rating Area 2	Tobacco User/Non-Tobacco User	44	473.30	520.73
22444PA0010197	Rating Area 2	Tobacco User/Non-Tobacco User	45	489.22	538.00
22444PA0010197	Rating Area 2	Tobacco User/Non-Tobacco User	46	508.19	559.01
22444PA0010197	Rating Area 2	Tobacco User/Non-Tobacco User	47	529.54	582.39
22444PA0010197	Rating Area 2	Tobacco User/Non-Tobacco User	48	553.93	609.49

22444PA0010197	Rating Area 2	Tobacco User/Non-Tobacco User	49	577.98	635.92
22444PA0010197	Rating Area 2	Tobacco User/Non-Tobacco User	50	605.09	665.73
22444PA0010197	Rating Area 2	Tobacco User/Non-Tobacco User	51	631.85	695.21
22444PA0010197	Rating Area 2	Tobacco User/Non-Tobacco User	52	661.33	727.39
22444PA0010197	Rating Area 2	Tobacco User/Non-Tobacco User	53	691.14	760.25
22444PA0010197	Rating Area 2	Tobacco User/Non-Tobacco User	54	723.33	795.49
22444PA0010197	Rating Area 2	Tobacco User/Non-Tobacco User	55	755.51	831.06
22444PA0010197	Rating Area 2	Tobacco User/Non-Tobacco User	56	790.41	869.35
22444PA0010197	Rating Area 2	Tobacco User/Non-Tobacco User	57	825.64	908.31
22444PA0010197	Rating Area 2	Tobacco User/Non-Tobacco User	58	863.25	949.64
22444PA0010197	Rating Area 2	Tobacco User/Non-Tobacco User	59	881.88	969.97
22444PA0010197	Rating Area 2	Tobacco User/Non-Tobacco User	60	919.49	1011.30
22444PA0010197	Rating Area 2	Tobacco User/Non-Tobacco User	61	952.01	1047.21
22444PA0010197	Rating Area 2	Tobacco User/Non-Tobacco User	62	973.36	1070.59
22444PA0010197	Rating Area 2	Tobacco User/Non-Tobacco User	63	1000.12	1100.06
22444PA0010197	Rating Area 2	Tobacco User/Non-Tobacco User	64 and over	1016.38	1118.02
22444PA0010197	Rating Area 5	Tobacco User/Non-Tobacco User	0-14	246.22	246.22
22444PA0010197	Rating Area 5	Tobacco User/Non-Tobacco User	15	268.10	268.10
22444PA0010197	Rating Area 5	Tobacco User/Non-Tobacco User	16	276.47	276.47
22444PA0010197	Rating Area 5	Tobacco User/Non-Tobacco User	17	284.84	284.84
22444PA0010197	Rating Area 5	Tobacco User/Non-Tobacco User	18	293.85	293.85
22444PA0010197	Rating Area 5	Tobacco User/Non-Tobacco User	19	302.86	302.86
22444PA0010197	Rating Area 5	Tobacco User/Non-Tobacco User	20	312.20	312.20
22444PA0010197	Rating Area 5	Tobacco User/Non-Tobacco User	21	321.86	354.04
22444PA0010197	Rating Area 5	Tobacco User/Non-Tobacco User	22	321.86	354.04
22444PA0010197	Rating Area 5	Tobacco User/Non-Tobacco User	23	321.86	354.04
22444PA0010197	Rating Area 5	Tobacco User/Non-Tobacco User	24	321.86	354.04
22444PA0010197	Rating Area 5	Tobacco User/Non-Tobacco User	25	323.14	355.33
22444PA0010197	Rating Area 5	Tobacco User/Non-Tobacco User	26	329.58	362.41
22444PA0010197	Rating Area 5	Tobacco User/Non-Tobacco User	27	337.30	371.10
22444PA0010197	Rating Area 5	Tobacco User/Non-Tobacco User	28	349.86	384.94
22444PA0010197	Rating Area 5	Tobacco User/Non-Tobacco User	29	360.15	396.20
22444PA0010197	Rating Area 5	Tobacco User/Non-Tobacco User	30	365.30	402.00
22444PA0010197	Rating Area 5	Tobacco User/Non-Tobacco User	31	373.03	410.36
22444PA0010197	Rating Area 5	Tobacco User/Non-Tobacco User	32	380.75	418.73
22444PA0010197	Rating Area 5	Tobacco User/Non-Tobacco User	33	385.58	424.20
22444PA0010197	Rating Area 5	Tobacco User/Non-Tobacco User	34	390.73	429.68
22444PA0010197	Rating Area 5	Tobacco User/Non-Tobacco User	35	393.31	432.57
22444PA0010197	Rating Area 5	Tobacco User/Non-Tobacco User	36	395.88	435.47
22444PA0010197	Rating Area 5	Tobacco User/Non-Tobacco User	37	398.46	438.37
22444PA0010197	Rating Area 5	Tobacco User/Non-Tobacco User	38	401.03	441.26
22444PA0010197	Rating Area 5	Tobacco User/Non-Tobacco User	39	406.18	446.73
22444PA0010197	Rating Area 5	Tobacco User/Non-Tobacco User	40	411.33	452.53
22444PA0010197	Rating Area 5	Tobacco User/Non-Tobacco User	41	419.05	460.90
22444PA0010197	Rating Area 5	Tobacco User/Non-Tobacco User	42	426.46	469.26
22444PA0010197	Rating Area 5	Tobacco User/Non-Tobacco User	43	436.76	480.53
22444PA0010197	Rating Area 5	Tobacco User/Non-Tobacco User	44	449.63	494.69
22444PA0010197	Rating Area 5	Tobacco User/Non-Tobacco User	45	464.76	511.10
22444PA0010197	Rating Area 5	Tobacco User/Non-Tobacco User	46	482.78	531.06
22444PA0010197	Rating Area 5	Tobacco User/Non-Tobacco User	47	503.06	553.27
22444PA0010197	Rating Area 5	Tobacco User/Non-Tobacco User	48	526.23	579.02
22444PA0010197	Rating Area 5	Tobacco User/Non-Tobacco User	49	549.08	604.12
22444PA0010197	Rating Area 5	Tobacco User/Non-Tobacco User	50	574.83	632.44
22444PA0010197	Rating Area 5	Tobacco User/Non-Tobacco User	51	600.26	660.45
22444PA0010197	Rating Area 5	Tobacco User/Non-Tobacco User	52	628.26	691.02
22444PA0010197	Rating Area 5	Tobacco User/Non-Tobacco User	53	656.58	722.24
22444PA0010197	Rating Area 5	Tobacco User/Non-Tobacco User	54	687.16	755.71
22444PA0010197	Rating Area 5	Tobacco User/Non-Tobacco User	55	717.74	789.51
22444PA0010197	Rating Area 5	Tobacco User/Non-Tobacco User	56	750.89	825.88
22444PA0010197	Rating Area 5	Tobacco User/Non-Tobacco User	57	784.36	862.89
22444PA0010197	Rating Area 5	Tobacco User/Non-Tobacco User	58	820.08	902.16
22444PA0010197	Rating Area 5	Tobacco User/Non-Tobacco User	59	837.79	921.47
22444PA0010197	Rating Area 5	Tobacco User/Non-Tobacco User	60	873.51	960.74
22444PA0010197	Rating Area 5	Tobacco User/Non-Tobacco User	61	904.41	994.85
22444PA0010197	Rating Area 5	Tobacco User/Non-Tobacco User	62	924.69	1017.06
22444PA0010197	Rating Area 5	Tobacco User/Non-Tobacco User	63	950.11	1045.06

22444PA0010197	Rating Area 5	Tobacco User/Non-Tobacco User	64 and over	965.56	1062.12
22444PA0010200	Rating Area 3	Tobacco User/Non-Tobacco User	0-14	246.22	246.22
22444PA0010200	Rating Area 3	Tobacco User/Non-Tobacco User	15	268.10	268.10
22444PA0010200	Rating Area 3	Tobacco User/Non-Tobacco User	16	276.47	276.47
22444PA0010200	Rating Area 3	Tobacco User/Non-Tobacco User	17	284.84	284.84
22444PA0010200	Rating Area 3	Tobacco User/Non-Tobacco User	18	293.85	293.85
22444PA0010200	Rating Area 3	Tobacco User/Non-Tobacco User	19	302.86	302.86
22444PA0010200	Rating Area 3	Tobacco User/Non-Tobacco User	20	312.20	312.20
22444PA0010200	Rating Area 3	Tobacco User/Non-Tobacco User	21	321.86	354.04
22444PA0010200	Rating Area 3	Tobacco User/Non-Tobacco User	22	321.86	354.04
22444PA0010200	Rating Area 3	Tobacco User/Non-Tobacco User	23	321.86	354.04
22444PA0010200	Rating Area 3	Tobacco User/Non-Tobacco User	24	321.86	354.04
22444PA0010200	Rating Area 3	Tobacco User/Non-Tobacco User	25	323.14	355.33
22444PA0010200	Rating Area 3	Tobacco User/Non-Tobacco User	26	329.58	362.41
22444PA0010200	Rating Area 3	Tobacco User/Non-Tobacco User	27	337.30	371.10
22444PA0010200	Rating Area 3	Tobacco User/Non-Tobacco User	28	349.86	384.94
22444PA0010200	Rating Area 3	Tobacco User/Non-Tobacco User	29	360.15	396.20
22444PA0010200	Rating Area 3	Tobacco User/Non-Tobacco User	30	365.30	402.00
22444PA0010200	Rating Area 3	Tobacco User/Non-Tobacco User	31	373.03	410.36
22444PA0010200	Rating Area 3	Tobacco User/Non-Tobacco User	32	380.75	418.73
22444PA0010200	Rating Area 3	Tobacco User/Non-Tobacco User	33	385.58	424.20
22444PA0010200	Rating Area 3	Tobacco User/Non-Tobacco User	34	390.73	429.68
22444PA0010200	Rating Area 3	Tobacco User/Non-Tobacco User	35	393.31	432.57
22444PA0010200	Rating Area 3	Tobacco User/Non-Tobacco User	36	395.88	435.47
22444PA0010200	Rating Area 3	Tobacco User/Non-Tobacco User	37	398.46	438.37
22444PA0010200	Rating Area 3	Tobacco User/Non-Tobacco User	38	401.03	441.26
22444PA0010200	Rating Area 3	Tobacco User/Non-Tobacco User	39	406.18	446.73
22444PA0010200	Rating Area 3	Tobacco User/Non-Tobacco User	40	411.33	452.53
22444PA0010200	Rating Area 3	Tobacco User/Non-Tobacco User	41	419.05	460.90
22444PA0010200	Rating Area 3	Tobacco User/Non-Tobacco User	42	426.46	469.26
22444PA0010200	Rating Area 3	Tobacco User/Non-Tobacco User	43	436.76	480.53
22444PA0010200	Rating Area 3	Tobacco User/Non-Tobacco User	44	449.63	494.69
22444PA0010200	Rating Area 3	Tobacco User/Non-Tobacco User	45	464.76	511.10
22444PA0010200	Rating Area 3	Tobacco User/Non-Tobacco User	46	482.78	531.06
22444PA0010200	Rating Area 3	Tobacco User/Non-Tobacco User	47	503.06	553.27
22444PA0010200	Rating Area 3	Tobacco User/Non-Tobacco User	48	526.23	579.02
22444PA0010200	Rating Area 3	Tobacco User/Non-Tobacco User	49	549.08	604.12
22444PA0010200	Rating Area 3	Tobacco User/Non-Tobacco User	50	574.83	632.44
22444PA0010200	Rating Area 3	Tobacco User/Non-Tobacco User	51	600.26	660.45
22444PA0010200	Rating Area 3	Tobacco User/Non-Tobacco User	52	628.26	691.02
22444PA0010200	Rating Area 3	Tobacco User/Non-Tobacco User	53	656.58	722.24
22444PA0010200	Rating Area 3	Tobacco User/Non-Tobacco User	54	687.16	755.71
22444PA0010200	Rating Area 3	Tobacco User/Non-Tobacco User	55	717.74	789.51
22444PA0010200	Rating Area 3	Tobacco User/Non-Tobacco User	56	750.89	825.88
22444PA0010200	Rating Area 3	Tobacco User/Non-Tobacco User	57	784.36	862.89
22444PA0010200	Rating Area 3	Tobacco User/Non-Tobacco User	58	820.08	902.16
22444PA0010200	Rating Area 3	Tobacco User/Non-Tobacco User	59	837.79	921.47
22444PA0010200	Rating Area 3	Tobacco User/Non-Tobacco User	60	873.51	960.74
22444PA0010200	Rating Area 3	Tobacco User/Non-Tobacco User	61	904.41	994.85
22444PA0010200	Rating Area 3	Tobacco User/Non-Tobacco User	62	924.69	1017.06
22444PA0010200	Rating Area 3	Tobacco User/Non-Tobacco User	63	950.11	1045.06
22444PA0010200	Rating Area 3	Tobacco User/Non-Tobacco User	64 and over	965.56	1062.12
22444PA0010200	Rating Area 6	Tobacco User/Non-Tobacco User	0-14	259.18	259.18
22444PA0010200	Rating Area 6	Tobacco User/Non-Tobacco User	15	282.22	282.22
22444PA0010200	Rating Area 6	Tobacco User/Non-Tobacco User	16	291.02	291.02
22444PA0010200	Rating Area 6	Tobacco User/Non-Tobacco User	17	299.83	299.83
22444PA0010200	Rating Area 6	Tobacco User/Non-Tobacco User	18	309.32	309.32
22444PA0010200	Rating Area 6	Tobacco User/Non-Tobacco User	19	318.81	318.81
22444PA0010200	Rating Area 6	Tobacco User/Non-Tobacco User	20	328.63	328.63
22444PA0010200	Rating Area 6	Tobacco User/Non-Tobacco User	21	338.80	372.68
22444PA0010200	Rating Area 6	Tobacco User/Non-Tobacco User	22	338.80	372.68
22444PA0010200	Rating Area 6	Tobacco User/Non-Tobacco User	23	338.80	372.68
22444PA0010200	Rating Area 6	Tobacco User/Non-Tobacco User	24	338.80	372.68
22444PA0010200	Rating Area 6	Tobacco User/Non-Tobacco User	25	340.15	374.03
22444PA0010200	Rating Area 6	Tobacco User/Non-Tobacco User	26	346.93	381.48
22444PA0010200	Rating Area 6	Tobacco User/Non-Tobacco User	27	355.06	390.63

22444PA0010200	Rating Area 6	Tobacco User/Non-Tobacco User	28	368.27	405.20
22444PA0010200	Rating Area 6	Tobacco User/Non-Tobacco User	29	379.11	417.06
22444PA0010200	Rating Area 6	Tobacco User/Non-Tobacco User	30	384.53	423.15
22444PA0010200	Rating Area 6	Tobacco User/Non-Tobacco User	31	392.66	431.96
22444PA0010200	Rating Area 6	Tobacco User/Non-Tobacco User	32	400.79	440.77
22444PA0010200	Rating Area 6	Tobacco User/Non-Tobacco User	33	405.88	446.53
22444PA0010200	Rating Area 6	Tobacco User/Non-Tobacco User	34	411.30	452.29
22444PA0010200	Rating Area 6	Tobacco User/Non-Tobacco User	35	414.01	455.34
22444PA0010200	Rating Area 6	Tobacco User/Non-Tobacco User	36	416.72	458.39
22444PA0010200	Rating Area 6	Tobacco User/Non-Tobacco User	37	419.43	461.44
22444PA0010200	Rating Area 6	Tobacco User/Non-Tobacco User	38	422.14	464.49
22444PA0010200	Rating Area 6	Tobacco User/Non-Tobacco User	39	427.56	470.25
22444PA0010200	Rating Area 6	Tobacco User/Non-Tobacco User	40	432.98	476.34
22444PA0010200	Rating Area 6	Tobacco User/Non-Tobacco User	41	441.11	485.15
22444PA0010200	Rating Area 6	Tobacco User/Non-Tobacco User	42	448.90	493.96
22444PA0010200	Rating Area 6	Tobacco User/Non-Tobacco User	43	459.74	505.82
22444PA0010200	Rating Area 6	Tobacco User/Non-Tobacco User	44	473.30	520.73
22444PA0010200	Rating Area 6	Tobacco User/Non-Tobacco User	45	489.22	538.00
22444PA0010200	Rating Area 6	Tobacco User/Non-Tobacco User	46	508.19	559.01
22444PA0010200	Rating Area 6	Tobacco User/Non-Tobacco User	47	529.54	582.39
22444PA0010200	Rating Area 6	Tobacco User/Non-Tobacco User	48	553.93	609.49
22444PA0010200	Rating Area 6	Tobacco User/Non-Tobacco User	49	577.98	635.92
22444PA0010200	Rating Area 6	Tobacco User/Non-Tobacco User	50	605.09	665.73
22444PA0010200	Rating Area 6	Tobacco User/Non-Tobacco User	51	631.85	695.21
22444PA0010200	Rating Area 6	Tobacco User/Non-Tobacco User	52	661.33	727.39
22444PA0010200	Rating Area 6	Tobacco User/Non-Tobacco User	53	691.14	760.25
22444PA0010200	Rating Area 6	Tobacco User/Non-Tobacco User	54	723.33	795.49
22444PA0010200	Rating Area 6	Tobacco User/Non-Tobacco User	55	755.51	831.06
22444PA0010200	Rating Area 6	Tobacco User/Non-Tobacco User	56	790.41	869.35
22444PA0010200	Rating Area 6	Tobacco User/Non-Tobacco User	57	825.64	908.31
22444PA0010200	Rating Area 6	Tobacco User/Non-Tobacco User	58	863.25	949.64
22444PA0010200	Rating Area 6	Tobacco User/Non-Tobacco User	59	881.88	969.97
22444PA0010200	Rating Area 6	Tobacco User/Non-Tobacco User	60	919.49	1011.30
22444PA0010200	Rating Area 6	Tobacco User/Non-Tobacco User	61	952.01	1047.21
22444PA0010200	Rating Area 6	Tobacco User/Non-Tobacco User	62	973.36	1070.59
22444PA0010200	Rating Area 6	Tobacco User/Non-Tobacco User	63	1000.12	1100.06
22444PA0010200	Rating Area 6	Tobacco User/Non-Tobacco User	64 and over	1016.38	1118.02
22444PA0010200	Rating Area 9	Tobacco User/Non-Tobacco User	0-14	311.01	311.01
22444PA0010200	Rating Area 9	Tobacco User/Non-Tobacco User	15	338.66	338.66
22444PA0010200	Rating Area 9	Tobacco User/Non-Tobacco User	16	349.23	349.23
22444PA0010200	Rating Area 9	Tobacco User/Non-Tobacco User	17	359.80	359.80
22444PA0010200	Rating Area 9	Tobacco User/Non-Tobacco User	18	371.18	371.18
22444PA0010200	Rating Area 9	Tobacco User/Non-Tobacco User	19	382.57	382.57
22444PA0010200	Rating Area 9	Tobacco User/Non-Tobacco User	20	394.36	394.36
22444PA0010200	Rating Area 9	Tobacco User/Non-Tobacco User	21	406.56	447.21
22444PA0010200	Rating Area 9	Tobacco User/Non-Tobacco User	22	406.56	447.21
22444PA0010200	Rating Area 9	Tobacco User/Non-Tobacco User	23	406.56	447.21
22444PA0010200	Rating Area 9	Tobacco User/Non-Tobacco User	24	406.56	447.21
22444PA0010200	Rating Area 9	Tobacco User/Non-Tobacco User	25	408.18	448.83
22444PA0010200	Rating Area 9	Tobacco User/Non-Tobacco User	26	416.31	457.78
22444PA0010200	Rating Area 9	Tobacco User/Non-Tobacco User	27	426.07	468.76
22444PA0010200	Rating Area 9	Tobacco User/Non-Tobacco User	28	441.92	486.24
22444PA0010200	Rating Area 9	Tobacco User/Non-Tobacco User	29	454.93	500.47
22444PA0010200	Rating Area 9	Tobacco User/Non-Tobacco User	30	461.44	507.78
22444PA0010200	Rating Area 9	Tobacco User/Non-Tobacco User	31	471.19	518.35
22444PA0010200	Rating Area 9	Tobacco User/Non-Tobacco User	32	480.95	528.93
22444PA0010200	Rating Area 9	Tobacco User/Non-Tobacco User	33	487.05	535.84
22444PA0010200	Rating Area 9	Tobacco User/Non-Tobacco User	34	493.56	542.75
22444PA0010200	Rating Area 9	Tobacco User/Non-Tobacco User	35	496.81	546.41
22444PA0010200	Rating Area 9	Tobacco User/Non-Tobacco User	36	500.06	550.07
22444PA0010200	Rating Area 9	Tobacco User/Non-Tobacco User	37	503.31	553.72
22444PA0010200	Rating Area 9	Tobacco User/Non-Tobacco User	38	506.56	557.38
22444PA0010200	Rating Area 9	Tobacco User/Non-Tobacco User	39	513.07	564.30
22444PA0010200	Rating Area 9	Tobacco User/Non-Tobacco User	40	519.57	571.61
22444PA0010200	Rating Area 9	Tobacco User/Non-Tobacco User	41	529.33	582.18
22444PA0010200	Rating Area 9	Tobacco User/Non-Tobacco User	42	538.68	592.75

22444PA0010200	Rating Area 9	Tobacco User/Non-Tobacco User	43	551.69	606.98
22444PA0010200	Rating Area 9	Tobacco User/Non-Tobacco User	44	567.95	624.87
22444PA0010200	Rating Area 9	Tobacco User/Non-Tobacco User	45	587.06	645.61
22444PA0010200	Rating Area 9	Tobacco User/Non-Tobacco User	46	609.83	670.81
22444PA0010200	Rating Area 9	Tobacco User/Non-Tobacco User	47	635.44	698.86
22444PA0010200	Rating Area 9	Tobacco User/Non-Tobacco User	48	664.71	731.39
22444PA0010200	Rating Area 9	Tobacco User/Non-Tobacco User	49	693.58	763.10
22444PA0010200	Rating Area 9	Tobacco User/Non-Tobacco User	50	726.10	798.88
22444PA0010200	Rating Area 9	Tobacco User/Non-Tobacco User	51	758.22	834.25
22444PA0010200	Rating Area 9	Tobacco User/Non-Tobacco User	52	793.59	872.87
22444PA0010200	Rating Area 9	Tobacco User/Non-Tobacco User	53	829.37	912.30
22444PA0010200	Rating Area 9	Tobacco User/Non-Tobacco User	54	867.99	954.59
22444PA0010200	Rating Area 9	Tobacco User/Non-Tobacco User	55	906.61	997.27
22444PA0010200	Rating Area 9	Tobacco User/Non-Tobacco User	56	948.49	1043.21
22444PA0010200	Rating Area 9	Tobacco User/Non-Tobacco User	57	990.77	1089.97
22444PA0010200	Rating Area 9	Tobacco User/Non-Tobacco User	58	1035.90	1139.57
22444PA0010200	Rating Area 9	Tobacco User/Non-Tobacco User	59	1058.26	1163.96
22444PA0010200	Rating Area 9	Tobacco User/Non-Tobacco User	60	1103.38	1213.56
22444PA0010200	Rating Area 9	Tobacco User/Non-Tobacco User	61	1142.41	1256.65
22444PA0010200	Rating Area 9	Tobacco User/Non-Tobacco User	62	1168.03	1284.71
22444PA0010200	Rating Area 9	Tobacco User/Non-Tobacco User	63	1200.14	1320.08
22444PA0010200	Rating Area 9	Tobacco User/Non-Tobacco User	64 and over	1219.66	1341.62
22444PA0010201	Rating Area 7	Tobacco User/Non-Tobacco User	0-14	323.97	323.97
22444PA0010201	Rating Area 7	Tobacco User/Non-Tobacco User	15	352.77	352.77
22444PA0010201	Rating Area 7	Tobacco User/Non-Tobacco User	16	363.78	363.78
22444PA0010201	Rating Area 7	Tobacco User/Non-Tobacco User	17	374.79	374.79
22444PA0010201	Rating Area 7	Tobacco User/Non-Tobacco User	18	386.65	386.65
22444PA0010201	Rating Area 7	Tobacco User/Non-Tobacco User	19	398.51	398.51
22444PA0010201	Rating Area 7	Tobacco User/Non-Tobacco User	20	410.79	410.79
22444PA0010201	Rating Area 7	Tobacco User/Non-Tobacco User	21	423.50	465.85
22444PA0010201	Rating Area 7	Tobacco User/Non-Tobacco User	22	423.50	465.85
22444PA0010201	Rating Area 7	Tobacco User/Non-Tobacco User	23	423.50	465.85
22444PA0010201	Rating Area 7	Tobacco User/Non-Tobacco User	24	423.50	465.85
22444PA0010201	Rating Area 7	Tobacco User/Non-Tobacco User	25	425.19	467.54
22444PA0010201	Rating Area 7	Tobacco User/Non-Tobacco User	26	433.66	476.85
22444PA0010201	Rating Area 7	Tobacco User/Non-Tobacco User	27	443.82	488.29
22444PA0010201	Rating Area 7	Tobacco User/Non-Tobacco User	28	460.34	506.50
22444PA0010201	Rating Area 7	Tobacco User/Non-Tobacco User	29	473.89	521.32
22444PA0010201	Rating Area 7	Tobacco User/Non-Tobacco User	30	480.66	528.94
22444PA0010201	Rating Area 7	Tobacco User/Non-Tobacco User	31	490.83	539.95
22444PA0010201	Rating Area 7	Tobacco User/Non-Tobacco User	32	500.99	550.96
22444PA0010201	Rating Area 7	Tobacco User/Non-Tobacco User	33	507.34	558.16
22444PA0010201	Rating Area 7	Tobacco User/Non-Tobacco User	34	514.12	565.36
22444PA0010201	Rating Area 7	Tobacco User/Non-Tobacco User	35	517.51	569.17
22444PA0010201	Rating Area 7	Tobacco User/Non-Tobacco User	36	520.90	572.99
22444PA0010201	Rating Area 7	Tobacco User/Non-Tobacco User	37	524.28	576.80
22444PA0010201	Rating Area 7	Tobacco User/Non-Tobacco User	38	527.67	580.61
22444PA0010201	Rating Area 7	Tobacco User/Non-Tobacco User	39	534.45	587.81
22444PA0010201	Rating Area 7	Tobacco User/Non-Tobacco User	40	541.22	595.43
22444PA0010201	Rating Area 7	Tobacco User/Non-Tobacco User	41	551.39	606.44
22444PA0010201	Rating Area 7	Tobacco User/Non-Tobacco User	42	561.13	617.45
22444PA0010201	Rating Area 7	Tobacco User/Non-Tobacco User	43	574.68	632.27
22444PA0010201	Rating Area 7	Tobacco User/Non-Tobacco User	44	591.62	650.91
22444PA0010201	Rating Area 7	Tobacco User/Non-Tobacco User	45	611.52	672.51
22444PA0010201	Rating Area 7	Tobacco User/Non-Tobacco User	46	635.24	698.76
22444PA0010201	Rating Area 7	Tobacco User/Non-Tobacco User	47	661.92	727.98
22444PA0010201	Rating Area 7	Tobacco User/Non-Tobacco User	48	692.41	761.86
22444PA0010201	Rating Area 7	Tobacco User/Non-Tobacco User	49	722.48	794.90
22444PA0010201	Rating Area 7	Tobacco User/Non-Tobacco User	50	756.36	832.16
22444PA0010201	Rating Area 7	Tobacco User/Non-Tobacco User	51	789.81	869.01
22444PA0010201	Rating Area 7	Tobacco User/Non-Tobacco User	52	826.66	909.24
22444PA0010201	Rating Area 7	Tobacco User/Non-Tobacco User	53	863.92	950.32
22444PA0010201	Rating Area 7	Tobacco User/Non-Tobacco User	54	904.16	994.36
22444PA0010201	Rating Area 7	Tobacco User/Non-Tobacco User	55	944.39	1038.83
22444PA0010201	Rating Area 7	Tobacco User/Non-Tobacco User	56	988.01	1086.68
22444PA0010201	Rating Area 7	Tobacco User/Non-Tobacco User	57	1032.05	1135.38

22444PA0010201	Rating Area 7	Tobacco User/Non-Tobacco User	58	1079.06	1187.05
22444PA0010201	Rating Area 7	Tobacco User/Non-Tobacco User	59	1102.35	1212.46
22444PA0010201	Rating Area 7	Tobacco User/Non-Tobacco User	60	1149.36	1264.13
22444PA0010201	Rating Area 7	Tobacco User/Non-Tobacco User	61	1190.01	1309.02
22444PA0010201	Rating Area 7	Tobacco User/Non-Tobacco User	62	1216.69	1338.24
22444PA0010201	Rating Area 7	Tobacco User/Non-Tobacco User	63	1250.15	1375.08
22444PA0010201	Rating Area 7	Tobacco User/Non-Tobacco User	64 and over	1270.48	1397.53
22444PA0010201	Rating Area 9	Tobacco User/Non-Tobacco User	0-14	311.01	311.01
22444PA0010201	Rating Area 9	Tobacco User/Non-Tobacco User	15	338.66	338.66
22444PA0010201	Rating Area 9	Tobacco User/Non-Tobacco User	16	349.23	349.23
22444PA0010201	Rating Area 9	Tobacco User/Non-Tobacco User	17	359.80	359.80
22444PA0010201	Rating Area 9	Tobacco User/Non-Tobacco User	18	371.18	371.18
22444PA0010201	Rating Area 9	Tobacco User/Non-Tobacco User	19	382.57	382.57
22444PA0010201	Rating Area 9	Tobacco User/Non-Tobacco User	20	394.36	394.36
22444PA0010201	Rating Area 9	Tobacco User/Non-Tobacco User	21	406.56	447.21
22444PA0010201	Rating Area 9	Tobacco User/Non-Tobacco User	22	406.56	447.21
22444PA0010201	Rating Area 9	Tobacco User/Non-Tobacco User	23	406.56	447.21
22444PA0010201	Rating Area 9	Tobacco User/Non-Tobacco User	24	406.56	447.21
22444PA0010201	Rating Area 9	Tobacco User/Non-Tobacco User	25	408.18	448.83
22444PA0010201	Rating Area 9	Tobacco User/Non-Tobacco User	26	416.31	457.78
22444PA0010201	Rating Area 9	Tobacco User/Non-Tobacco User	27	426.07	468.76
22444PA0010201	Rating Area 9	Tobacco User/Non-Tobacco User	28	441.92	486.24
22444PA0010201	Rating Area 9	Tobacco User/Non-Tobacco User	29	454.93	500.47
22444PA0010201	Rating Area 9	Tobacco User/Non-Tobacco User	30	461.44	507.78
22444PA0010201	Rating Area 9	Tobacco User/Non-Tobacco User	31	471.19	518.35
22444PA0010201	Rating Area 9	Tobacco User/Non-Tobacco User	32	480.95	528.93
22444PA0010201	Rating Area 9	Tobacco User/Non-Tobacco User	33	487.05	535.84
22444PA0010201	Rating Area 9	Tobacco User/Non-Tobacco User	34	493.56	542.75
22444PA0010201	Rating Area 9	Tobacco User/Non-Tobacco User	35	496.81	546.41
22444PA0010201	Rating Area 9	Tobacco User/Non-Tobacco User	36	500.06	550.07
22444PA0010201	Rating Area 9	Tobacco User/Non-Tobacco User	37	503.31	553.72
22444PA0010201	Rating Area 9	Tobacco User/Non-Tobacco User	38	506.56	557.38
22444PA0010201	Rating Area 9	Tobacco User/Non-Tobacco User	39	513.07	564.30
22444PA0010201	Rating Area 9	Tobacco User/Non-Tobacco User	40	519.57	571.61
22444PA0010201	Rating Area 9	Tobacco User/Non-Tobacco User	41	529.33	582.18
22444PA0010201	Rating Area 9	Tobacco User/Non-Tobacco User	42	538.68	592.75
22444PA0010201	Rating Area 9	Tobacco User/Non-Tobacco User	43	551.69	606.98
22444PA0010201	Rating Area 9	Tobacco User/Non-Tobacco User	44	567.95	624.87
22444PA0010201	Rating Area 9	Tobacco User/Non-Tobacco User	45	587.06	645.61
22444PA0010201	Rating Area 9	Tobacco User/Non-Tobacco User	46	609.83	670.81
22444PA0010201	Rating Area 9	Tobacco User/Non-Tobacco User	47	635.44	698.86
22444PA0010201	Rating Area 9	Tobacco User/Non-Tobacco User	48	664.71	731.39
22444PA0010201	Rating Area 9	Tobacco User/Non-Tobacco User	49	693.58	763.10
22444PA0010201	Rating Area 9	Tobacco User/Non-Tobacco User	50	726.10	798.88
22444PA0010201	Rating Area 9	Tobacco User/Non-Tobacco User	51	758.22	834.25
22444PA0010201	Rating Area 9	Tobacco User/Non-Tobacco User	52	793.59	872.87
22444PA0010201	Rating Area 9	Tobacco User/Non-Tobacco User	53	829.37	912.30
22444PA0010201	Rating Area 9	Tobacco User/Non-Tobacco User	54	867.99	954.59
22444PA0010201	Rating Area 9	Tobacco User/Non-Tobacco User	55	906.61	997.27
22444PA0010201	Rating Area 9	Tobacco User/Non-Tobacco User	56	948.49	1043.21
22444PA0010201	Rating Area 9	Tobacco User/Non-Tobacco User	57	990.77	1089.97
22444PA0010201	Rating Area 9	Tobacco User/Non-Tobacco User	58	1035.90	1139.57
22444PA0010201	Rating Area 9	Tobacco User/Non-Tobacco User	59	1058.26	1163.96
22444PA0010201	Rating Area 9	Tobacco User/Non-Tobacco User	60	1103.38	1213.56
22444PA0010201	Rating Area 9	Tobacco User/Non-Tobacco User	61	1142.41	1256.65
22444PA0010201	Rating Area 9	Tobacco User/Non-Tobacco User	62	1168.03	1284.71
22444PA0010201	Rating Area 9	Tobacco User/Non-Tobacco User	63	1200.14	1320.08
22444PA0010201	Rating Area 9	Tobacco User/Non-Tobacco User	64 and over	1219.66	1341.62
22444PA0010208	Rating Area 6	Tobacco User/Non-Tobacco User	0-14	259.18	259.18
22444PA0010208	Rating Area 6	Tobacco User/Non-Tobacco User	15	282.22	282.22
22444PA0010208	Rating Area 6	Tobacco User/Non-Tobacco User	16	291.02	291.02
22444PA0010208	Rating Area 6	Tobacco User/Non-Tobacco User	17	299.83	299.83
22444PA0010208	Rating Area 6	Tobacco User/Non-Tobacco User	18	309.32	309.32
22444PA0010208	Rating Area 6	Tobacco User/Non-Tobacco User	19	318.81	318.81
22444PA0010208	Rating Area 6	Tobacco User/Non-Tobacco User	20	328.63	328.63
22444PA0010208	Rating Area 6	Tobacco User/Non-Tobacco User	21	338.80	372.68

22444PA0010208	Rating Area 6	Tobacco User/Non-Tobacco User	22	338.80	372.68
22444PA0010208	Rating Area 6	Tobacco User/Non-Tobacco User	23	338.80	372.68
22444PA0010208	Rating Area 6	Tobacco User/Non-Tobacco User	24	338.80	372.68
22444PA0010208	Rating Area 6	Tobacco User/Non-Tobacco User	25	340.15	374.03
22444PA0010208	Rating Area 6	Tobacco User/Non-Tobacco User	26	346.93	381.48
22444PA0010208	Rating Area 6	Tobacco User/Non-Tobacco User	27	355.06	390.63
22444PA0010208	Rating Area 6	Tobacco User/Non-Tobacco User	28	368.27	405.20
22444PA0010208	Rating Area 6	Tobacco User/Non-Tobacco User	29	379.11	417.06
22444PA0010208	Rating Area 6	Tobacco User/Non-Tobacco User	30	384.53	423.15
22444PA0010208	Rating Area 6	Tobacco User/Non-Tobacco User	31	392.66	431.96
22444PA0010208	Rating Area 6	Tobacco User/Non-Tobacco User	32	400.79	440.77
22444PA0010208	Rating Area 6	Tobacco User/Non-Tobacco User	33	405.88	446.53
22444PA0010208	Rating Area 6	Tobacco User/Non-Tobacco User	34	411.30	452.29
22444PA0010208	Rating Area 6	Tobacco User/Non-Tobacco User	35	414.01	455.34
22444PA0010208	Rating Area 6	Tobacco User/Non-Tobacco User	36	416.72	458.39
22444PA0010208	Rating Area 6	Tobacco User/Non-Tobacco User	37	419.43	461.44
22444PA0010208	Rating Area 6	Tobacco User/Non-Tobacco User	38	422.14	464.49
22444PA0010208	Rating Area 6	Tobacco User/Non-Tobacco User	39	427.56	470.25
22444PA0010208	Rating Area 6	Tobacco User/Non-Tobacco User	40	432.98	476.34
22444PA0010208	Rating Area 6	Tobacco User/Non-Tobacco User	41	441.11	485.15
22444PA0010208	Rating Area 6	Tobacco User/Non-Tobacco User	42	448.90	493.96
22444PA0010208	Rating Area 6	Tobacco User/Non-Tobacco User	43	459.74	505.82
22444PA0010208	Rating Area 6	Tobacco User/Non-Tobacco User	44	473.30	520.73
22444PA0010208	Rating Area 6	Tobacco User/Non-Tobacco User	45	489.22	538.00
22444PA0010208	Rating Area 6	Tobacco User/Non-Tobacco User	46	508.19	559.01
22444PA0010208	Rating Area 6	Tobacco User/Non-Tobacco User	47	529.54	582.39
22444PA0010208	Rating Area 6	Tobacco User/Non-Tobacco User	48	553.93	609.49
22444PA0010208	Rating Area 6	Tobacco User/Non-Tobacco User	49	577.98	635.92
22444PA0010208	Rating Area 6	Tobacco User/Non-Tobacco User	50	605.09	665.73
22444PA0010208	Rating Area 6	Tobacco User/Non-Tobacco User	51	631.85	695.21
22444PA0010208	Rating Area 6	Tobacco User/Non-Tobacco User	52	661.33	727.39
22444PA0010208	Rating Area 6	Tobacco User/Non-Tobacco User	53	691.14	760.25
22444PA0010208	Rating Area 6	Tobacco User/Non-Tobacco User	54	723.33	795.49
22444PA0010208	Rating Area 6	Tobacco User/Non-Tobacco User	55	755.51	831.06
22444PA0010208	Rating Area 6	Tobacco User/Non-Tobacco User	56	790.41	869.35
22444PA0010208	Rating Area 6	Tobacco User/Non-Tobacco User	57	825.64	908.31
22444PA0010208	Rating Area 6	Tobacco User/Non-Tobacco User	58	863.25	949.64
22444PA0010208	Rating Area 6	Tobacco User/Non-Tobacco User	59	881.88	969.97
22444PA0010208	Rating Area 6	Tobacco User/Non-Tobacco User	60	919.49	1011.30
22444PA0010208	Rating Area 6	Tobacco User/Non-Tobacco User	61	952.01	1047.21
22444PA0010208	Rating Area 6	Tobacco User/Non-Tobacco User	62	973.36	1070.59
22444PA0010208	Rating Area 6	Tobacco User/Non-Tobacco User	63	1000.12	1100.06
22444PA0010208	Rating Area 6	Tobacco User/Non-Tobacco User	64 and over	1016.38	1118.02
22444PA0040080	Rating Area 3	Tobacco User/Non-Tobacco User	0-14	223.04	223.04
22444PA0040080	Rating Area 3	Tobacco User/Non-Tobacco User	15	242.86	242.86
22444PA0040080	Rating Area 3	Tobacco User/Non-Tobacco User	16	250.44	250.44
22444PA0040080	Rating Area 3	Tobacco User/Non-Tobacco User	17	258.03	258.03
22444PA0040080	Rating Area 3	Tobacco User/Non-Tobacco User	18	266.19	266.19
22444PA0040080	Rating Area 3	Tobacco User/Non-Tobacco User	19	274.35	274.35
22444PA0040080	Rating Area 3	Tobacco User/Non-Tobacco User	20	282.81	282.81
22444PA0040080	Rating Area 3	Tobacco User/Non-Tobacco User	21	291.56	320.71
22444PA0040080	Rating Area 3	Tobacco User/Non-Tobacco User	22	291.56	320.71
22444PA0040080	Rating Area 3	Tobacco User/Non-Tobacco User	23	291.56	320.71
22444PA0040080	Rating Area 3	Tobacco User/Non-Tobacco User	24	291.56	320.71
22444PA0040080	Rating Area 3	Tobacco User/Non-Tobacco User	25	292.72	321.88
22444PA0040080	Rating Area 3	Tobacco User/Non-Tobacco User	26	298.55	328.29
22444PA0040080	Rating Area 3	Tobacco User/Non-Tobacco User	27	305.55	336.16
22444PA0040080	Rating Area 3	Tobacco User/Non-Tobacco User	28	316.92	348.70
22444PA0040080	Rating Area 3	Tobacco User/Non-Tobacco User	29	326.25	358.90
22444PA0040080	Rating Area 3	Tobacco User/Non-Tobacco User	30	330.91	364.15
22444PA0040080	Rating Area 3	Tobacco User/Non-Tobacco User	31	337.91	371.73
22444PA0040080	Rating Area 3	Tobacco User/Non-Tobacco User	32	344.91	379.31
22444PA0040080	Rating Area 3	Tobacco User/Non-Tobacco User	33	349.28	384.27
22444PA0040080	Rating Area 3	Tobacco User/Non-Tobacco User	34	353.95	389.22
22444PA0040080	Rating Area 3	Tobacco User/Non-Tobacco User	35	356.28	391.85
22444PA0040080	Rating Area 3	Tobacco User/Non-Tobacco User	36	358.61	394.47

22444PA0040080	Rating Area 3	Tobacco User/Non-Tobacco User	37	360.94	397.10
22444PA0040080	Rating Area 3	Tobacco User/Non-Tobacco User	38	363.28	399.72
22444PA0040080	Rating Area 3	Tobacco User/Non-Tobacco User	39	367.94	404.68
22444PA0040080	Rating Area 3	Tobacco User/Non-Tobacco User	40	372.61	409.92
22444PA0040080	Rating Area 3	Tobacco User/Non-Tobacco User	41	379.60	417.51
22444PA0040080	Rating Area 3	Tobacco User/Non-Tobacco User	42	386.31	425.09
22444PA0040080	Rating Area 3	Tobacco User/Non-Tobacco User	43	395.64	435.29
22444PA0040080	Rating Area 3	Tobacco User/Non-Tobacco User	44	407.30	448.12
22444PA0040080	Rating Area 3	Tobacco User/Non-Tobacco User	45	421.00	462.99
22444PA0040080	Rating Area 3	Tobacco User/Non-Tobacco User	46	437.33	481.06
22444PA0040080	Rating Area 3	Tobacco User/Non-Tobacco User	47	455.70	501.18
22444PA0040080	Rating Area 3	Tobacco User/Non-Tobacco User	48	476.69	524.51
22444PA0040080	Rating Area 3	Tobacco User/Non-Tobacco User	49	497.39	547.25
22444PA0040080	Rating Area 3	Tobacco User/Non-Tobacco User	50	520.72	572.90
22444PA0040080	Rating Area 3	Tobacco User/Non-Tobacco User	51	543.75	598.27
22444PA0040080	Rating Area 3	Tobacco User/Non-Tobacco User	52	569.11	625.97
22444PA0040080	Rating Area 3	Tobacco User/Non-Tobacco User	53	594.77	654.25
22444PA0040080	Rating Area 3	Tobacco User/Non-Tobacco User	54	622.47	684.57
22444PA0040080	Rating Area 3	Tobacco User/Non-Tobacco User	55	650.17	715.18
22444PA0040080	Rating Area 3	Tobacco User/Non-Tobacco User	56	680.20	748.13
22444PA0040080	Rating Area 3	Tobacco User/Non-Tobacco User	57	710.52	781.66
22444PA0040080	Rating Area 3	Tobacco User/Non-Tobacco User	58	742.88	817.23
22444PA0040080	Rating Area 3	Tobacco User/Non-Tobacco User	59	758.92	834.72
22444PA0040080	Rating Area 3	Tobacco User/Non-Tobacco User	60	791.28	870.29
22444PA0040080	Rating Area 3	Tobacco User/Non-Tobacco User	61	819.27	901.19
22444PA0040080	Rating Area 3	Tobacco User/Non-Tobacco User	62	837.63	921.31
22444PA0040080	Rating Area 3	Tobacco User/Non-Tobacco User	63	860.67	946.68
22444PA0040080	Rating Area 3	Tobacco User/Non-Tobacco User	64 and over	874.66	962.13
22444PA0040080	Rating Area 6	Tobacco User/Non-Tobacco User	0-14	234.78	234.78
22444PA0040080	Rating Area 6	Tobacco User/Non-Tobacco User	15	255.65	255.65
22444PA0040080	Rating Area 6	Tobacco User/Non-Tobacco User	16	263.63	263.63
22444PA0040080	Rating Area 6	Tobacco User/Non-Tobacco User	17	271.61	271.61
22444PA0040080	Rating Area 6	Tobacco User/Non-Tobacco User	18	280.20	280.20
22444PA0040080	Rating Area 6	Tobacco User/Non-Tobacco User	19	288.79	288.79
22444PA0040080	Rating Area 6	Tobacco User/Non-Tobacco User	20	297.69	297.69
22444PA0040080	Rating Area 6	Tobacco User/Non-Tobacco User	21	306.90	337.59
22444PA0040080	Rating Area 6	Tobacco User/Non-Tobacco User	22	306.90	337.59
22444PA0040080	Rating Area 6	Tobacco User/Non-Tobacco User	23	306.90	337.59
22444PA0040080	Rating Area 6	Tobacco User/Non-Tobacco User	24	306.90	337.59
22444PA0040080	Rating Area 6	Tobacco User/Non-Tobacco User	25	308.13	338.82
22444PA0040080	Rating Area 6	Tobacco User/Non-Tobacco User	26	314.26	345.57
22444PA0040080	Rating Area 6	Tobacco User/Non-Tobacco User	27	321.63	353.85
22444PA0040080	Rating Area 6	Tobacco User/Non-Tobacco User	28	333.60	367.05
22444PA0040080	Rating Area 6	Tobacco User/Non-Tobacco User	29	343.42	377.79
22444PA0040080	Rating Area 6	Tobacco User/Non-Tobacco User	30	348.33	383.32
22444PA0040080	Rating Area 6	Tobacco User/Non-Tobacco User	31	355.70	391.30
22444PA0040080	Rating Area 6	Tobacco User/Non-Tobacco User	32	363.06	399.28
22444PA0040080	Rating Area 6	Tobacco User/Non-Tobacco User	33	367.67	404.49
22444PA0040080	Rating Area 6	Tobacco User/Non-Tobacco User	34	372.58	409.71
22444PA0040080	Rating Area 6	Tobacco User/Non-Tobacco User	35	375.03	412.47
22444PA0040080	Rating Area 6	Tobacco User/Non-Tobacco User	36	377.49	415.23
22444PA0040080	Rating Area 6	Tobacco User/Non-Tobacco User	37	379.94	418.00
22444PA0040080	Rating Area 6	Tobacco User/Non-Tobacco User	38	382.40	420.76
22444PA0040080	Rating Area 6	Tobacco User/Non-Tobacco User	39	387.31	425.98
22444PA0040080	Rating Area 6	Tobacco User/Non-Tobacco User	40	392.22	431.50
22444PA0040080	Rating Area 6	Tobacco User/Non-Tobacco User	41	399.58	439.48
22444PA0040080	Rating Area 6	Tobacco User/Non-Tobacco User	42	406.64	447.46
22444PA0040080	Rating Area 6	Tobacco User/Non-Tobacco User	43	416.46	458.20
22444PA0040080	Rating Area 6	Tobacco User/Non-Tobacco User	44	428.74	471.70
22444PA0040080	Rating Area 6	Tobacco User/Non-Tobacco User	45	443.16	487.36
22444PA0040080	Rating Area 6	Tobacco User/Non-Tobacco User	46	460.35	506.38
22444PA0040080	Rating Area 6	Tobacco User/Non-Tobacco User	47	479.68	527.56
22444PA0040080	Rating Area 6	Tobacco User/Non-Tobacco User	48	501.78	552.11
22444PA0040080	Rating Area 6	Tobacco User/Non-Tobacco User	49	523.57	576.05
22444PA0040080	Rating Area 6	Tobacco User/Non-Tobacco User	50	548.12	603.06
22444PA0040080	Rating Area 6	Tobacco User/Non-Tobacco User	51	572.37	629.76

22444PA0040080	Rating Area 6	Tobacco User/Non-Tobacco User	52	599.07	658.91
22444PA0040080	Rating Area 6	Tobacco User/Non-Tobacco User	53	626.07	688.68
22444PA0040080	Rating Area 6	Tobacco User/Non-Tobacco User	54	655.23	720.60
22444PA0040080	Rating Area 6	Tobacco User/Non-Tobacco User	55	684.38	752.82
22444PA0040080	Rating Area 6	Tobacco User/Non-Tobacco User	56	716.00	787.50
22444PA0040080	Rating Area 6	Tobacco User/Non-Tobacco User	57	747.91	822.80
22444PA0040080	Rating Area 6	Tobacco User/Non-Tobacco User	58	781.98	860.24
22444PA0040080	Rating Area 6	Tobacco User/Non-Tobacco User	59	798.86	878.65
22444PA0040080	Rating Area 6	Tobacco User/Non-Tobacco User	60	832.92	916.09
22444PA0040080	Rating Area 6	Tobacco User/Non-Tobacco User	61	862.39	948.62
22444PA0040080	Rating Area 6	Tobacco User/Non-Tobacco User	62	881.72	969.80
22444PA0040080	Rating Area 6	Tobacco User/Non-Tobacco User	63	905.97	996.50
22444PA0040080	Rating Area 6	Tobacco User/Non-Tobacco User	64 and over	920.70	1012.77
22444PA0040080	Rating Area 9	Tobacco User/Non-Tobacco User	0-14	281.73	281.73
22444PA0040080	Rating Area 9	Tobacco User/Non-Tobacco User	15	306.78	306.78
22444PA0040080	Rating Area 9	Tobacco User/Non-Tobacco User	16	316.35	316.35
22444PA0040080	Rating Area 9	Tobacco User/Non-Tobacco User	17	325.93	325.93
22444PA0040080	Rating Area 9	Tobacco User/Non-Tobacco User	18	336.24	336.24
22444PA0040080	Rating Area 9	Tobacco User/Non-Tobacco User	19	346.55	346.55
22444PA0040080	Rating Area 9	Tobacco User/Non-Tobacco User	20	357.23	357.23
22444PA0040080	Rating Area 9	Tobacco User/Non-Tobacco User	21	368.28	405.11
22444PA0040080	Rating Area 9	Tobacco User/Non-Tobacco User	22	368.28	405.11
22444PA0040080	Rating Area 9	Tobacco User/Non-Tobacco User	23	368.28	405.11
22444PA0040080	Rating Area 9	Tobacco User/Non-Tobacco User	24	368.28	405.11
22444PA0040080	Rating Area 9	Tobacco User/Non-Tobacco User	25	369.75	406.58
22444PA0040080	Rating Area 9	Tobacco User/Non-Tobacco User	26	377.12	414.68
22444PA0040080	Rating Area 9	Tobacco User/Non-Tobacco User	27	385.96	424.63
22444PA0040080	Rating Area 9	Tobacco User/Non-Tobacco User	28	400.32	440.46
22444PA0040080	Rating Area 9	Tobacco User/Non-Tobacco User	29	412.10	453.35
22444PA0040080	Rating Area 9	Tobacco User/Non-Tobacco User	30	418.00	459.98
22444PA0040080	Rating Area 9	Tobacco User/Non-Tobacco User	31	426.84	469.56
22444PA0040080	Rating Area 9	Tobacco User/Non-Tobacco User	32	435.67	479.13
22444PA0040080	Rating Area 9	Tobacco User/Non-Tobacco User	33	441.20	485.39
22444PA0040080	Rating Area 9	Tobacco User/Non-Tobacco User	34	447.09	491.65
22444PA0040080	Rating Area 9	Tobacco User/Non-Tobacco User	35	450.04	494.97
22444PA0040080	Rating Area 9	Tobacco User/Non-Tobacco User	36	452.98	498.28
22444PA0040080	Rating Area 9	Tobacco User/Non-Tobacco User	37	455.93	501.60
22444PA0040080	Rating Area 9	Tobacco User/Non-Tobacco User	38	458.88	504.91
22444PA0040080	Rating Area 9	Tobacco User/Non-Tobacco User	39	464.77	511.17
22444PA0040080	Rating Area 9	Tobacco User/Non-Tobacco User	40	470.66	517.80
22444PA0040080	Rating Area 9	Tobacco User/Non-Tobacco User	41	479.50	527.38
22444PA0040080	Rating Area 9	Tobacco User/Non-Tobacco User	42	487.97	536.95
22444PA0040080	Rating Area 9	Tobacco User/Non-Tobacco User	43	499.75	549.84
22444PA0040080	Rating Area 9	Tobacco User/Non-Tobacco User	44	514.49	566.04
22444PA0040080	Rating Area 9	Tobacco User/Non-Tobacco User	45	531.79	584.83
22444PA0040080	Rating Area 9	Tobacco User/Non-Tobacco User	46	552.42	607.66
22444PA0040080	Rating Area 9	Tobacco User/Non-Tobacco User	47	575.62	633.07
22444PA0040080	Rating Area 9	Tobacco User/Non-Tobacco User	48	602.14	662.53
22444PA0040080	Rating Area 9	Tobacco User/Non-Tobacco User	49	628.28	691.26
22444PA0040080	Rating Area 9	Tobacco User/Non-Tobacco User	50	657.75	723.67
22444PA0040080	Rating Area 9	Tobacco User/Non-Tobacco User	51	686.84	755.71
22444PA0040080	Rating Area 9	Tobacco User/Non-Tobacco User	52	718.88	790.69
22444PA0040080	Rating Area 9	Tobacco User/Non-Tobacco User	53	751.29	826.42
22444PA0040080	Rating Area 9	Tobacco User/Non-Tobacco User	54	786.28	864.72
22444PA0040080	Rating Area 9	Tobacco User/Non-Tobacco User	55	821.26	903.39
22444PA0040080	Rating Area 9	Tobacco User/Non-Tobacco User	56	859.19	945.00
22444PA0040080	Rating Area 9	Tobacco User/Non-Tobacco User	57	897.50	987.36
22444PA0040080	Rating Area 9	Tobacco User/Non-Tobacco User	58	938.37	1032.29
22444PA0040080	Rating Area 9	Tobacco User/Non-Tobacco User	59	958.63	1054.38
22444PA0040080	Rating Area 9	Tobacco User/Non-Tobacco User	60	999.51	1099.31
22444PA0040080	Rating Area 9	Tobacco User/Non-Tobacco User	61	1034.86	1138.35
22444PA0040080	Rating Area 9	Tobacco User/Non-Tobacco User	62	1058.06	1163.76
22444PA0040080	Rating Area 9	Tobacco User/Non-Tobacco User	63	1087.16	1195.80
22444PA0040080	Rating Area 9	Tobacco User/Non-Tobacco User	64 and over	1104.84	1215.32
22444PA0040081	Rating Area 7	Tobacco User/Non-Tobacco User	0-14	293.47	293.47
22444PA0040081	Rating Area 7	Tobacco User/Non-Tobacco User	15	319.56	319.56

22444PA0040081	Rating Area 7	Tobacco User/Non-Tobacco User	16	329.53	329.53
22444PA0040081	Rating Area 7	Tobacco User/Non-Tobacco User	17	339.51	339.51
22444PA0040081	Rating Area 7	Tobacco User/Non-Tobacco User	18	350.25	350.25
22444PA0040081	Rating Area 7	Tobacco User/Non-Tobacco User	19	360.99	360.99
22444PA0040081	Rating Area 7	Tobacco User/Non-Tobacco User	20	372.12	372.12
22444PA0040081	Rating Area 7	Tobacco User/Non-Tobacco User	21	383.63	421.99
22444PA0040081	Rating Area 7	Tobacco User/Non-Tobacco User	22	383.63	421.99
22444PA0040081	Rating Area 7	Tobacco User/Non-Tobacco User	23	383.63	421.99
22444PA0040081	Rating Area 7	Tobacco User/Non-Tobacco User	24	383.63	421.99
22444PA0040081	Rating Area 7	Tobacco User/Non-Tobacco User	25	385.16	423.52
22444PA0040081	Rating Area 7	Tobacco User/Non-Tobacco User	26	392.83	431.96
22444PA0040081	Rating Area 7	Tobacco User/Non-Tobacco User	27	402.04	442.32
22444PA0040081	Rating Area 7	Tobacco User/Non-Tobacco User	28	417.00	458.81
22444PA0040081	Rating Area 7	Tobacco User/Non-Tobacco User	29	429.27	472.24
22444PA0040081	Rating Area 7	Tobacco User/Non-Tobacco User	30	435.41	479.15
22444PA0040081	Rating Area 7	Tobacco User/Non-Tobacco User	31	444.62	489.12
22444PA0040081	Rating Area 7	Tobacco User/Non-Tobacco User	32	453.83	499.09
22444PA0040081	Rating Area 7	Tobacco User/Non-Tobacco User	33	459.58	505.62
22444PA0040081	Rating Area 7	Tobacco User/Non-Tobacco User	34	465.72	512.14
22444PA0040081	Rating Area 7	Tobacco User/Non-Tobacco User	35	468.79	515.59
22444PA0040081	Rating Area 7	Tobacco User/Non-Tobacco User	36	471.86	519.04
22444PA0040081	Rating Area 7	Tobacco User/Non-Tobacco User	37	474.93	522.50
22444PA0040081	Rating Area 7	Tobacco User/Non-Tobacco User	38	478.00	525.95
22444PA0040081	Rating Area 7	Tobacco User/Non-Tobacco User	39	484.13	532.47
22444PA0040081	Rating Area 7	Tobacco User/Non-Tobacco User	40	490.27	539.37
22444PA0040081	Rating Area 7	Tobacco User/Non-Tobacco User	41	499.48	549.35
22444PA0040081	Rating Area 7	Tobacco User/Non-Tobacco User	42	508.30	559.32
22444PA0040081	Rating Area 7	Tobacco User/Non-Tobacco User	43	520.58	572.75
22444PA0040081	Rating Area 7	Tobacco User/Non-Tobacco User	44	535.92	589.63
22444PA0040081	Rating Area 7	Tobacco User/Non-Tobacco User	45	553.95	609.19
22444PA0040081	Rating Area 7	Tobacco User/Non-Tobacco User	46	575.44	632.98
22444PA0040081	Rating Area 7	Tobacco User/Non-Tobacco User	47	599.60	659.45
22444PA0040081	Rating Area 7	Tobacco User/Non-Tobacco User	48	627.22	690.14
22444PA0040081	Rating Area 7	Tobacco User/Non-Tobacco User	49	654.46	720.06
22444PA0040081	Rating Area 7	Tobacco User/Non-Tobacco User	50	685.15	753.82
22444PA0040081	Rating Area 7	Tobacco User/Non-Tobacco User	51	715.46	787.20
22444PA0040081	Rating Area 7	Tobacco User/Non-Tobacco User	52	748.83	823.64
22444PA0040081	Rating Area 7	Tobacco User/Non-Tobacco User	53	782.59	860.85
22444PA0040081	Rating Area 7	Tobacco User/Non-Tobacco User	54	819.04	900.75
22444PA0040081	Rating Area 7	Tobacco User/Non-Tobacco User	55	855.48	941.03
22444PA0040081	Rating Area 7	Tobacco User/Non-Tobacco User	56	894.99	984.38
22444PA0040081	Rating Area 7	Tobacco User/Non-Tobacco User	57	934.89	1028.50
22444PA0040081	Rating Area 7	Tobacco User/Non-Tobacco User	58	977.47	1075.30
22444PA0040081	Rating Area 7	Tobacco User/Non-Tobacco User	59	998.57	1098.31
22444PA0040081	Rating Area 7	Tobacco User/Non-Tobacco User	60	1041.15	1145.12
22444PA0040081	Rating Area 7	Tobacco User/Non-Tobacco User	61	1077.98	1185.78
22444PA0040081	Rating Area 7	Tobacco User/Non-Tobacco User	62	1102.15	1212.25
22444PA0040081	Rating Area 7	Tobacco User/Non-Tobacco User	63	1132.46	1245.63
22444PA0040081	Rating Area 7	Tobacco User/Non-Tobacco User	64 and over	1150.87	1265.96
22444PA0040081	Rating Area 9	Tobacco User/Non-Tobacco User	0-14	281.73	281.73
22444PA0040081	Rating Area 9	Tobacco User/Non-Tobacco User	15	306.78	306.78
22444PA0040081	Rating Area 9	Tobacco User/Non-Tobacco User	16	316.35	316.35
22444PA0040081	Rating Area 9	Tobacco User/Non-Tobacco User	17	325.93	325.93
22444PA0040081	Rating Area 9	Tobacco User/Non-Tobacco User	18	336.24	336.24
22444PA0040081	Rating Area 9	Tobacco User/Non-Tobacco User	19	346.55	346.55
22444PA0040081	Rating Area 9	Tobacco User/Non-Tobacco User	20	357.23	357.23
22444PA0040081	Rating Area 9	Tobacco User/Non-Tobacco User	21	368.28	405.11
22444PA0040081	Rating Area 9	Tobacco User/Non-Tobacco User	22	368.28	405.11
22444PA0040081	Rating Area 9	Tobacco User/Non-Tobacco User	23	368.28	405.11
22444PA0040081	Rating Area 9	Tobacco User/Non-Tobacco User	24	368.28	405.11
22444PA0040081	Rating Area 9	Tobacco User/Non-Tobacco User	25	369.75	406.58
22444PA0040081	Rating Area 9	Tobacco User/Non-Tobacco User	26	377.12	414.68
22444PA0040081	Rating Area 9	Tobacco User/Non-Tobacco User	27	385.96	424.63
22444PA0040081	Rating Area 9	Tobacco User/Non-Tobacco User	28	400.32	440.46
22444PA0040081	Rating Area 9	Tobacco User/Non-Tobacco User	29	412.10	453.35
22444PA0040081	Rating Area 9	Tobacco User/Non-Tobacco User	30	418.00	459.98

22444PA0040081	Rating Area 9	Tobacco User/Non-Tobacco User	31	426.84	469.56
22444PA0040081	Rating Area 9	Tobacco User/Non-Tobacco User	32	435.67	479.13
22444PA0040081	Rating Area 9	Tobacco User/Non-Tobacco User	33	441.20	485.39
22444PA0040081	Rating Area 9	Tobacco User/Non-Tobacco User	34	447.09	491.65
22444PA0040081	Rating Area 9	Tobacco User/Non-Tobacco User	35	450.04	494.97
22444PA0040081	Rating Area 9	Tobacco User/Non-Tobacco User	36	452.98	498.28
22444PA0040081	Rating Area 9	Tobacco User/Non-Tobacco User	37	455.93	501.60
22444PA0040081	Rating Area 9	Tobacco User/Non-Tobacco User	38	458.88	504.91
22444PA0040081	Rating Area 9	Tobacco User/Non-Tobacco User	39	464.77	511.17
22444PA0040081	Rating Area 9	Tobacco User/Non-Tobacco User	40	470.66	517.80
22444PA0040081	Rating Area 9	Tobacco User/Non-Tobacco User	41	479.50	527.38
22444PA0040081	Rating Area 9	Tobacco User/Non-Tobacco User	42	487.97	536.95
22444PA0040081	Rating Area 9	Tobacco User/Non-Tobacco User	43	499.75	549.84
22444PA0040081	Rating Area 9	Tobacco User/Non-Tobacco User	44	514.49	566.04
22444PA0040081	Rating Area 9	Tobacco User/Non-Tobacco User	45	531.79	584.83
22444PA0040081	Rating Area 9	Tobacco User/Non-Tobacco User	46	552.42	607.66
22444PA0040081	Rating Area 9	Tobacco User/Non-Tobacco User	47	575.62	633.07
22444PA0040081	Rating Area 9	Tobacco User/Non-Tobacco User	48	602.14	662.53
22444PA0040081	Rating Area 9	Tobacco User/Non-Tobacco User	49	628.28	691.26
22444PA0040081	Rating Area 9	Tobacco User/Non-Tobacco User	50	657.75	723.67
22444PA0040081	Rating Area 9	Tobacco User/Non-Tobacco User	51	686.84	755.71
22444PA0040081	Rating Area 9	Tobacco User/Non-Tobacco User	52	718.88	790.69
22444PA0040081	Rating Area 9	Tobacco User/Non-Tobacco User	53	751.29	826.42
22444PA0040081	Rating Area 9	Tobacco User/Non-Tobacco User	54	786.28	864.72
22444PA0040081	Rating Area 9	Tobacco User/Non-Tobacco User	55	821.26	903.39
22444PA0040081	Rating Area 9	Tobacco User/Non-Tobacco User	56	859.19	945.00
22444PA0040081	Rating Area 9	Tobacco User/Non-Tobacco User	57	897.50	987.36
22444PA0040081	Rating Area 9	Tobacco User/Non-Tobacco User	58	938.37	1032.29
22444PA0040081	Rating Area 9	Tobacco User/Non-Tobacco User	59	958.63	1054.38
22444PA0040081	Rating Area 9	Tobacco User/Non-Tobacco User	60	999.51	1099.31
22444PA0040081	Rating Area 9	Tobacco User/Non-Tobacco User	61	1034.86	1138.35
22444PA0040081	Rating Area 9	Tobacco User/Non-Tobacco User	62	1058.06	1163.76
22444PA0040081	Rating Area 9	Tobacco User/Non-Tobacco User	63	1087.16	1195.80
22444PA0040081	Rating Area 9	Tobacco User/Non-Tobacco User	64 and over	1104.84	1215.32
22444PA0040082	Rating Area 6	Tobacco User/Non-Tobacco User	0-14	234.78	234.78
22444PA0040082	Rating Area 6	Tobacco User/Non-Tobacco User	15	255.65	255.65
22444PA0040082	Rating Area 6	Tobacco User/Non-Tobacco User	16	263.63	263.63
22444PA0040082	Rating Area 6	Tobacco User/Non-Tobacco User	17	271.61	271.61
22444PA0040082	Rating Area 6	Tobacco User/Non-Tobacco User	18	280.20	280.20
22444PA0040082	Rating Area 6	Tobacco User/Non-Tobacco User	19	288.79	288.79
22444PA0040082	Rating Area 6	Tobacco User/Non-Tobacco User	20	297.69	297.69
22444PA0040082	Rating Area 6	Tobacco User/Non-Tobacco User	21	306.90	337.59
22444PA0040082	Rating Area 6	Tobacco User/Non-Tobacco User	22	306.90	337.59
22444PA0040082	Rating Area 6	Tobacco User/Non-Tobacco User	23	306.90	337.59
22444PA0040082	Rating Area 6	Tobacco User/Non-Tobacco User	24	306.90	337.59
22444PA0040082	Rating Area 6	Tobacco User/Non-Tobacco User	25	308.13	338.82
22444PA0040082	Rating Area 6	Tobacco User/Non-Tobacco User	26	314.26	345.57
22444PA0040082	Rating Area 6	Tobacco User/Non-Tobacco User	27	321.63	353.85
22444PA0040082	Rating Area 6	Tobacco User/Non-Tobacco User	28	333.60	367.05
22444PA0040082	Rating Area 6	Tobacco User/Non-Tobacco User	29	343.42	377.79
22444PA0040082	Rating Area 6	Tobacco User/Non-Tobacco User	30	348.33	383.32
22444PA0040082	Rating Area 6	Tobacco User/Non-Tobacco User	31	355.70	391.30
22444PA0040082	Rating Area 6	Tobacco User/Non-Tobacco User	32	363.06	399.28
22444PA0040082	Rating Area 6	Tobacco User/Non-Tobacco User	33	367.67	404.49
22444PA0040082	Rating Area 6	Tobacco User/Non-Tobacco User	34	372.58	409.71
22444PA0040082	Rating Area 6	Tobacco User/Non-Tobacco User	35	375.03	412.47
22444PA0040082	Rating Area 6	Tobacco User/Non-Tobacco User	36	377.49	415.23
22444PA0040082	Rating Area 6	Tobacco User/Non-Tobacco User	37	379.94	418.00
22444PA0040082	Rating Area 6	Tobacco User/Non-Tobacco User	38	382.40	420.76
22444PA0040082	Rating Area 6	Tobacco User/Non-Tobacco User	39	387.31	425.98
22444PA0040082	Rating Area 6	Tobacco User/Non-Tobacco User	40	392.22	431.50
22444PA0040082	Rating Area 6	Tobacco User/Non-Tobacco User	41	399.58	439.48
22444PA0040082	Rating Area 6	Tobacco User/Non-Tobacco User	42	406.64	447.46
22444PA0040082	Rating Area 6	Tobacco User/Non-Tobacco User	43	416.46	458.20
22444PA0040082	Rating Area 6	Tobacco User/Non-Tobacco User	44	428.74	471.70
22444PA0040082	Rating Area 6	Tobacco User/Non-Tobacco User	45	443.16	487.36

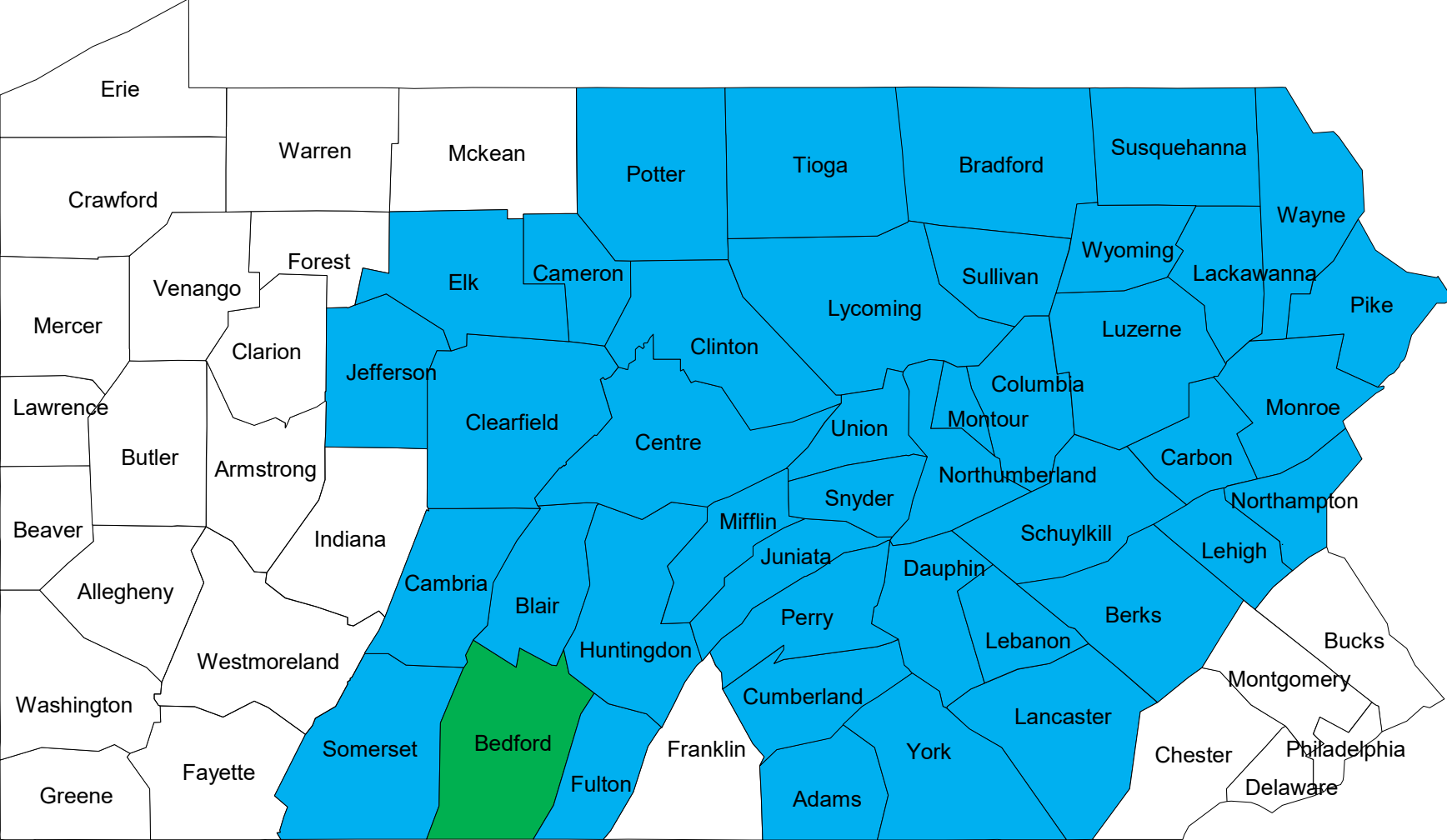
22444PA0040082	Rating Area 6	Tobacco User/Non-Tobacco User	46	460.35	506.38
22444PA0040082	Rating Area 6	Tobacco User/Non-Tobacco User	47	479.68	527.56
22444PA0040082	Rating Area 6	Tobacco User/Non-Tobacco User	48	501.78	552.11
22444PA0040082	Rating Area 6	Tobacco User/Non-Tobacco User	49	523.57	576.05
22444PA0040082	Rating Area 6	Tobacco User/Non-Tobacco User	50	548.12	603.06
22444PA0040082	Rating Area 6	Tobacco User/Non-Tobacco User	51	572.37	629.76
22444PA0040082	Rating Area 6	Tobacco User/Non-Tobacco User	52	599.07	658.91
22444PA0040082	Rating Area 6	Tobacco User/Non-Tobacco User	53	626.07	688.68
22444PA0040082	Rating Area 6	Tobacco User/Non-Tobacco User	54	655.23	720.60
22444PA0040082	Rating Area 6	Tobacco User/Non-Tobacco User	55	684.38	752.82
22444PA0040082	Rating Area 6	Tobacco User/Non-Tobacco User	56	716.00	787.50
22444PA0040082	Rating Area 6	Tobacco User/Non-Tobacco User	57	747.91	822.80
22444PA0040082	Rating Area 6	Tobacco User/Non-Tobacco User	58	781.98	860.24
22444PA0040082	Rating Area 6	Tobacco User/Non-Tobacco User	59	798.86	878.65
22444PA0040082	Rating Area 6	Tobacco User/Non-Tobacco User	60	832.92	916.09
22444PA0040082	Rating Area 6	Tobacco User/Non-Tobacco User	61	862.39	948.62
22444PA0040082	Rating Area 6	Tobacco User/Non-Tobacco User	62	881.72	969.80
22444PA0040082	Rating Area 6	Tobacco User/Non-Tobacco User	63	905.97	996.50
22444PA0040082	Rating Area 6	Tobacco User/Non-Tobacco User	64 and over	920.70	1012.77
22444PA0040085	Rating Area 2	Tobacco User/Non-Tobacco User	0-14	234.78	234.78
22444PA0040085	Rating Area 2	Tobacco User/Non-Tobacco User	15	255.65	255.65
22444PA0040085	Rating Area 2	Tobacco User/Non-Tobacco User	16	263.63	263.63
22444PA0040085	Rating Area 2	Tobacco User/Non-Tobacco User	17	271.61	271.61
22444PA0040085	Rating Area 2	Tobacco User/Non-Tobacco User	18	280.20	280.20
22444PA0040085	Rating Area 2	Tobacco User/Non-Tobacco User	19	288.79	288.79
22444PA0040085	Rating Area 2	Tobacco User/Non-Tobacco User	20	297.69	297.69
22444PA0040085	Rating Area 2	Tobacco User/Non-Tobacco User	21	306.90	337.59
22444PA0040085	Rating Area 2	Tobacco User/Non-Tobacco User	22	306.90	337.59
22444PA0040085	Rating Area 2	Tobacco User/Non-Tobacco User	23	306.90	337.59
22444PA0040085	Rating Area 2	Tobacco User/Non-Tobacco User	24	306.90	337.59
22444PA0040085	Rating Area 2	Tobacco User/Non-Tobacco User	25	308.13	338.82
22444PA0040085	Rating Area 2	Tobacco User/Non-Tobacco User	26	314.26	345.57
22444PA0040085	Rating Area 2	Tobacco User/Non-Tobacco User	27	321.63	353.85
22444PA0040085	Rating Area 2	Tobacco User/Non-Tobacco User	28	333.60	367.05
22444PA0040085	Rating Area 2	Tobacco User/Non-Tobacco User	29	343.42	377.79
22444PA0040085	Rating Area 2	Tobacco User/Non-Tobacco User	30	348.33	383.32
22444PA0040085	Rating Area 2	Tobacco User/Non-Tobacco User	31	355.70	391.30
22444PA0040085	Rating Area 2	Tobacco User/Non-Tobacco User	32	363.06	399.28
22444PA0040085	Rating Area 2	Tobacco User/Non-Tobacco User	33	367.67	404.49
22444PA0040085	Rating Area 2	Tobacco User/Non-Tobacco User	34	372.58	409.71
22444PA0040085	Rating Area 2	Tobacco User/Non-Tobacco User	35	375.03	412.47
22444PA0040085	Rating Area 2	Tobacco User/Non-Tobacco User	36	377.49	415.23
22444PA0040085	Rating Area 2	Tobacco User/Non-Tobacco User	37	379.94	418.00
22444PA0040085	Rating Area 2	Tobacco User/Non-Tobacco User	38	382.40	420.76
22444PA0040085	Rating Area 2	Tobacco User/Non-Tobacco User	39	387.31	425.98
22444PA0040085	Rating Area 2	Tobacco User/Non-Tobacco User	40	392.22	431.50
22444PA0040085	Rating Area 2	Tobacco User/Non-Tobacco User	41	399.58	439.48
22444PA0040085	Rating Area 2	Tobacco User/Non-Tobacco User	42	406.64	447.46
22444PA0040085	Rating Area 2	Tobacco User/Non-Tobacco User	43	416.46	458.20
22444PA0040085	Rating Area 2	Tobacco User/Non-Tobacco User	44	428.74	471.70
22444PA0040085	Rating Area 2	Tobacco User/Non-Tobacco User	45	443.16	487.36
22444PA0040085	Rating Area 2	Tobacco User/Non-Tobacco User	46	460.35	506.38
22444PA0040085	Rating Area 2	Tobacco User/Non-Tobacco User	47	479.68	527.56
22444PA0040085	Rating Area 2	Tobacco User/Non-Tobacco User	48	501.78	552.11
22444PA0040085	Rating Area 2	Tobacco User/Non-Tobacco User	49	523.57	576.05
22444PA0040085	Rating Area 2	Tobacco User/Non-Tobacco User	50	548.12	603.06
22444PA0040085	Rating Area 2	Tobacco User/Non-Tobacco User	51	572.37	629.76
22444PA0040085	Rating Area 2	Tobacco User/Non-Tobacco User	52	599.07	658.91
22444PA0040085	Rating Area 2	Tobacco User/Non-Tobacco User	53	626.07	688.68
22444PA0040085	Rating Area 2	Tobacco User/Non-Tobacco User	54	655.23	720.60
22444PA0040085	Rating Area 2	Tobacco User/Non-Tobacco User	55	684.38	752.82
22444PA0040085	Rating Area 2	Tobacco User/Non-Tobacco User	56	716.00	787.50
22444PA0040085	Rating Area 2	Tobacco User/Non-Tobacco User	57	747.91	822.80
22444PA0040085	Rating Area 2	Tobacco User/Non-Tobacco User	58	781.98	860.24
22444PA0040085	Rating Area 2	Tobacco User/Non-Tobacco User	59	798.86	878.65
22444PA0040085	Rating Area 2	Tobacco User/Non-Tobacco User	60	832.92	916.09

22444PA0040085	Rating Area 2	Tobacco User/Non-Tobacco User	61	862.39	948.62
22444PA0040085	Rating Area 2	Tobacco User/Non-Tobacco User	62	881.72	969.80
22444PA0040085	Rating Area 2	Tobacco User/Non-Tobacco User	63	905.97	996.50
22444PA0040085	Rating Area 2	Tobacco User/Non-Tobacco User	64 and over	920.70	1012.77
22444PA0040085	Rating Area 5	Tobacco User/Non-Tobacco User	0-14	223.04	223.04
22444PA0040085	Rating Area 5	Tobacco User/Non-Tobacco User	15	242.86	242.86
22444PA0040085	Rating Area 5	Tobacco User/Non-Tobacco User	16	250.44	250.44
22444PA0040085	Rating Area 5	Tobacco User/Non-Tobacco User	17	258.03	258.03
22444PA0040085	Rating Area 5	Tobacco User/Non-Tobacco User	18	266.19	266.19
22444PA0040085	Rating Area 5	Tobacco User/Non-Tobacco User	19	274.35	274.35
22444PA0040085	Rating Area 5	Tobacco User/Non-Tobacco User	20	282.81	282.81
22444PA0040085	Rating Area 5	Tobacco User/Non-Tobacco User	21	291.56	320.71
22444PA0040085	Rating Area 5	Tobacco User/Non-Tobacco User	22	291.56	320.71
22444PA0040085	Rating Area 5	Tobacco User/Non-Tobacco User	23	291.56	320.71
22444PA0040085	Rating Area 5	Tobacco User/Non-Tobacco User	24	291.56	320.71
22444PA0040085	Rating Area 5	Tobacco User/Non-Tobacco User	25	292.72	321.88
22444PA0040085	Rating Area 5	Tobacco User/Non-Tobacco User	26	298.55	328.29
22444PA0040085	Rating Area 5	Tobacco User/Non-Tobacco User	27	305.55	336.16
22444PA0040085	Rating Area 5	Tobacco User/Non-Tobacco User	28	316.92	348.70
22444PA0040085	Rating Area 5	Tobacco User/Non-Tobacco User	29	326.25	358.90
22444PA0040085	Rating Area 5	Tobacco User/Non-Tobacco User	30	330.91	364.15
22444PA0040085	Rating Area 5	Tobacco User/Non-Tobacco User	31	337.91	371.73
22444PA0040085	Rating Area 5	Tobacco User/Non-Tobacco User	32	344.91	379.31
22444PA0040085	Rating Area 5	Tobacco User/Non-Tobacco User	33	349.28	384.27
22444PA0040085	Rating Area 5	Tobacco User/Non-Tobacco User	34	353.95	389.22
22444PA0040085	Rating Area 5	Tobacco User/Non-Tobacco User	35	356.28	391.85
22444PA0040085	Rating Area 5	Tobacco User/Non-Tobacco User	36	358.61	394.47
22444PA0040085	Rating Area 5	Tobacco User/Non-Tobacco User	37	360.94	397.10
22444PA0040085	Rating Area 5	Tobacco User/Non-Tobacco User	38	363.28	399.72
22444PA0040085	Rating Area 5	Tobacco User/Non-Tobacco User	39	367.94	404.68
22444PA0040085	Rating Area 5	Tobacco User/Non-Tobacco User	40	372.61	409.92
22444PA0040085	Rating Area 5	Tobacco User/Non-Tobacco User	41	379.60	417.51
22444PA0040085	Rating Area 5	Tobacco User/Non-Tobacco User	42	386.31	425.09
22444PA0040085	Rating Area 5	Tobacco User/Non-Tobacco User	43	395.64	435.29
22444PA0040085	Rating Area 5	Tobacco User/Non-Tobacco User	44	407.30	448.12
22444PA0040085	Rating Area 5	Tobacco User/Non-Tobacco User	45	421.00	462.99
22444PA0040085	Rating Area 5	Tobacco User/Non-Tobacco User	46	437.33	481.06
22444PA0040085	Rating Area 5	Tobacco User/Non-Tobacco User	47	455.70	501.18
22444PA0040085	Rating Area 5	Tobacco User/Non-Tobacco User	48	476.69	524.51
22444PA0040085	Rating Area 5	Tobacco User/Non-Tobacco User	49	497.39	547.25
22444PA0040085	Rating Area 5	Tobacco User/Non-Tobacco User	50	520.72	572.90
22444PA0040085	Rating Area 5	Tobacco User/Non-Tobacco User	51	543.75	598.27
22444PA0040085	Rating Area 5	Tobacco User/Non-Tobacco User	52	569.11	625.97
22444PA0040085	Rating Area 5	Tobacco User/Non-Tobacco User	53	594.77	654.25
22444PA0040085	Rating Area 5	Tobacco User/Non-Tobacco User	54	622.47	684.57
22444PA0040085	Rating Area 5	Tobacco User/Non-Tobacco User	55	650.17	715.18
22444PA0040085	Rating Area 5	Tobacco User/Non-Tobacco User	56	680.20	748.13
22444PA0040085	Rating Area 5	Tobacco User/Non-Tobacco User	57	710.52	781.66
22444PA0040085	Rating Area 5	Tobacco User/Non-Tobacco User	58	742.88	817.23
22444PA0040085	Rating Area 5	Tobacco User/Non-Tobacco User	59	758.92	834.72
22444PA0040085	Rating Area 5	Tobacco User/Non-Tobacco User	60	791.28	870.29
22444PA0040085	Rating Area 5	Tobacco User/Non-Tobacco User	61	819.27	901.19
22444PA0040085	Rating Area 5	Tobacco User/Non-Tobacco User	62	837.63	921.31
22444PA0040085	Rating Area 5	Tobacco User/Non-Tobacco User	63	860.67	946.68
22444PA0040085	Rating Area 5	Tobacco User/Non-Tobacco User	64 and over	874.66	962.13

2023 to 2024 Service Area

Issuer: Geisinger Health Plan (22444)

Market: Individual – On and Off Exchange



Key:

- 2023 and 2024 On and Off exchange counties
- New county added in 2024 On and Off exchange