



May 17th, 2023

Mr. James Lavery | Actuary
Pennsylvania Insurance Department

Pennsylvania Insurance Department ID # UHLC-133662663

Dear Mr. Lavery,

This rate filing presents proposed premium rates effective January 1, 2024 through December 31, 2024 for medical and Rx benefit plans to be sold by UnitedHealthcare of Pennsylvania, Inc to small group employers. The benefit plans and rates are for non-grandfathered employers.

1. Company Name: UnitedHealthcare of Pennsylvania, Inc. NAIC Company Code **95220**
2. Market: Small group, employers with 50 or fewer eligible employees
3. On or Off Exchange: Off Exchange Only
4. Effective date of coverage: 1/1/2024
5. Average rate change requested: 9.9%
6. Range of rate change requested: 4.9 to 10.9%
7. Total additional annual revenue generated from the proposed rate change: \$772,774.
8. Products: HMO
9. Rating Areas: All rating areas have at least one plan available, but no plans are available in all rating areas.
10. Metal levels: Gold, Silver, Bronze
11. Current number of covered lives and policyholders: 1,257 members and 253 policyholders
12. Number of plans offered in 2024: 5 plans.

13. Corresponding contract form #, SERFF and Binder ID#s

- Policy- POL24.H.2018.SG.PA
- Certificate of Coverage- COC24.HMO.2018.SG.PA
- Navigate Schedule of Benefits- SBN24.NAV.H.2018.SG.PA
- Outpatient Prescription Drug Attachment (Network)- ATT24.RX.NET.H.2018.SG.PA
- Outpatient Prescription Drug Attachment (Network/Out-of-Network)- ATT24.RX.NET-OON.H.2018.SG.PA
- Outpatient Prescription Drug Schedule of Benefits (Network)- SBN24.RX.NET.H.2018.SG.PA
- Outpatient Prescription Drug Schedule of Benefits (Network/Out-of-Network)- SBN24.RX.NET-OON.H.2018.SG.PA
- Pediatric Vision Care Services Attachment (Network)- ATT24.PVCS.NET.H.2018.SG.PA
- Pediatric Vision Care Services Attachment (Network/Out-of-Network)- ATT24.PVCS.NET-OON.H.2018.SG.PA
- Pediatric Dental Services Attachment (Network)- ATT24.PDS.NET.H.2018.SG.PA
- Pediatric Dental Services Attachment (Network/Out-of-Network)- ATT24.PDS.NET-OON.H.2018.SG.PA
- Care Cash Attachment - ATT.23.CARECASH.HMO.2018.SG.PA
- UnitedHealthcare Rewards Attachment - ATT23.UHCREWARDS.HMO.2018.SG.PA
- Travel and Lodger - ATT23.TVL.H.2018.SG.PA

SERFF Form Number: **UHLC-133641039**

SERFF Binder Number: **UHLC-PA24-125116411**

14. HIOS Issuer ID # **24872** and submission tracking # **UHLC-133662663**

Should you have any questions or need any additional information, please contact me at [REDACTED]

Sincerely,

[REDACTED]
[REDACTED]

Actuarial Memorandum
UnitedHealthcare of Pennsylvania, Inc., NAIC #95220
PA Small Group Rate Filing

May 17th, 2023

This rate filing presents proposed premium rates effective January 1st, 2024 through December 31st, 2024 for medical and Rx benefit plans to be sold by the UnitedHealthcare of Pennsylvania, Inc. to small group employers.

The filing has been prepared as required by the “2024 ACA Rate Filing Guidance 03.21.23”, as well as current ACA rules. This rate filing should not be used for any other purposes. Within that context, there are no limitations or constraints on the use or applicability of the rating items discussed herein. The intended user of this filing is the PA Department of Insurance.

1. Basic Information and Data

A. Company Information

UnitedHealthcare of Pennsylvania, Inc. NAIC Company Code **952209**
Small Group Rate Filing Off Exchange only

B. Rate History and Proposed Variations in Rate Changes

UHLC-131482151 submitted 5/21/2018 for effective date 1/1/2019-12/31/2019, new product filing.

UHLC-131757493 submitted 2/8/2019 for effective date 7/1/2019-12/31/2019 base rate reduction of 2.7%. All rate revisions were applied uniformly.

UHLC-131919215 submitted 7/18/2019 for effective date 1/1/2020-12/31/2020 base rate reduction of 0.99%. Entire portfolio was resloped. All rate revisions were applied uniformly.

UHLC-132211682 submitted 01/10/2020 for effective date 7/1/2020-12/31/2020 base rate increase of 4.4%. All rate revisions were applied uniformly.

UHLC-132374427 submitted 05/19/2020 for effective date 1/1/2021-12/31/2021 base rate reduction of 3.9%, area factors were updated, trend was updated to 8.7% annual applied quarterly, and the entire portfolio was resloped. All rate revisions were applied uniformly.

UHLC-132751120 submitted 03/09/2021 for effective date 7/1/2021-12/31/2021 base rate decrease of 3.8%. All rate revisions were applied uniformly.

UHLC-132831666 submitted 05/18/2021 for effective date 1/1/2022-12/31/2022 base rate decrease of 1.8%, trend was updated to 9.0% annual applied quarterly, and the entire portfolio was resloped. All rate revisions were applied uniformly.

UHLC-133185995 submitted 3/16/2022 for effective date 10/1/2022-12/31/2022 base rate decrease of 2.1%. All rate revisions were applied uniformly.

UHLC-133267509 submitted 5/18/2022 for effective date 1/1/2023-12/31/2023 base rate decrease of 0.05%, trend was updated to 8.1% annual applied quarterly, and the entire portfolio was resloped. All rate revisions were applied uniformly.

<u>Rating Area</u>	<u>Change</u>
Rating Area 1	3.6%

Rating Area 2	-10.5%
Rating Area 3	-5.9%
Rating Area 4	7.3%
Rating Area 5	15.7%
Rating Area 6	-6.0%
Rating Area 7	-7.3%
Rating Area 8	-1.2%
Rating Area 9	0.2%

C. Average Rate Change

In Table 11, the change in 21-year-old non-tobacco premium PMPM for 1Q2024 (Cell AN13) is 9.9%. The minimum requested rate change is 4.9% and the maximum requested rate change is 10.9%.

D. Membership Count

Table 1. Number of Members

	Member-months	Members	Member-months
	Experience Period	Current Period (as of 02-01-2023)	Projected Rating Period
Average Age	34.9	35.3	35.3
Total	15,605	1,257	17,228
<18	2,256	173	2,371
18-24	1,434	124	1,700
25-29	2,022	151	2,070
30-34	2,222	176	2,412
35-39	1,521	132	1,809
40-44	1,476	108	1,480
45-49	1,282	107	1,467
50-54	1,320	105	1,439
55-59	1,167	101	1,384
60-63	701	56	768
64+	204	24	329

Our projected membership is based on our Finance department estimates.

E. Benefit Changes

Changes to member cost sharing were required for certain benefit plans due to the de minimus change for 2024. Use of the new federal Actuarial Value (AV) Calculator led to some benefit plans falling outside the allowed AV metal ranges.

We refined the medical and pharmacy plan price relativities to reflect the most recent pricing methodology and pricing models. The methodology is based on UnitedHealthcare nationwide experience data, which contains utilization frequencies and unit costs by service category, in addition to claim distributions and adjustment factors for a large number of plan design variables. Benefit design parameters such as deductibles, coinsurance, copays, out-of-pocket maximums, etc. were input for each plan. The expected paid-to-allowed relativities and expected utilization differences due to differences in cost sharing for each plan are then used to develop the plan factors for each benefit plan. All benefit plans are priced consistently with each other, with the rates differing by the estimated value of the benefits and the expected utilization differences due to differences in cost sharing. The utilization differences do not reflect differences due to health status.

All the changes are revenue neutral and the Plan Relativity Factors are listed in Exhibit 3. Also, the revenue neutrality factor development is shown in Exhibit 13.

F. Experience Period Claims and Premium

The experience period includes ACA business for legal entity UHC of PA.

Premiums (net of MLR Rebate) in Experience Period

Earned premium for our small group market business in Pennsylvania for January 2022 thru December 2022 was approximately \$7,373,689,70. MLR rebates are not expected for 2022 calendar year.

Paid Through Date

The experience period is January 1, 2022 to December 31, 2022, with claims paid through February 28, 2023.

Support for estimate of incurred but not paid claims

The UnitedHealthcare Reserving process utilizes the Reserve Production System (RPS) to record reserves into the PeopleSoft general ledger. Fee for service and paid claim data is loaded into RPS and becomes the basis for the monthly reserve calculations at the various business unit, location, and line of business levels. The assignment of the paid claims into RPS packages is based on the mapping rules maintained by the Corporate Actuarial department. RPS calculates a preliminary best estimate Incurred But Not Reported (IBNR) for each reserving model (package) primarily using standard completion factors based on historical claim experience. The Claims Reserving Team adjusts the preliminary IBNR based on specific knowledge of the entity (i.e. catastrophic claims, pending claims, etc.) to calculate the final IBNR. In months where adjudicated claims experience is not complete enough for an estimate using completion factors, a seasonally adjusted PMPM is used to estimate incurred claims.

A description of the Sarbanes Oxley controls, audited by Deloitte & Touche, in place regarding the reserving process includes:

- 1) Market Paid claim Tie-outs: To verify completeness and accuracy of financial data in RPS, paid claim data is tied out between source system (RPS) and PeopleSoft general ledger.
- 2) Market Expense Tie-outs: RPS reserve changes on the income statement are tied to the PeopleSoft general ledger to ensure that information is accurate subsequent to computing the reserve.

Allowed claims by benefit category were obtained from UnitedHealthcare claim paying system reports. The same completion factors are applied to both incurred and allowed claims amounts.

Non-EHB benefits and the experience period cost

The non-EHB claims account for 0.1% of the total claims in the experience period. The non-EHB services are exclusively for physician and outpatient claims. We expect the same benefits to be covered during the rating period.

Capitation

Capitation includes all services provided under one or more capitated agreements and it is applied uniformly across all membership during the experience period. For this experience period, the capitated amount is \$13.75 PMPM.

Pharmacy Rebates

The prescription drug cost is net of rebates received from drug manufacturers. For this experience period the average pharmacy rebate is -\$31.97 PMPM.

Risk Adjustment

The calculated risk adjustment transfer payment from the PID is \$-1,479,471.01. Risk adjustment percentage applied to the experience period premium is -20.1%.

Reinsurance

Since this is a small group filing and the state of Pennsylvania chose not to combine its individual and small group markets, reinsurance recoveries are not applicable to this rate filing. As such, no adjustments were made to the experience.

G. Credibility of Data

We are using United Healthcare small group UHIC ACA experience and United Healthcare Pennsylvania Inc small group UHCPA ACA experience with credibility applied. UHIC ACA experience has 93% credibility assigned and UHCPA ACA experience has 7% credibility assigned. The assigned credibility is determined by membership weighting in experience period. As ASOP 25, section 3.4 states: “Professional Judgment - The actuary should use professional judgment when selecting, developing, or using a credibility procedure. The use of credibility procedures is not always a precise mathematical process.”

H. Trend Identification

In the credibility manual, two years of annual trend were applied to the experience to project it to the rating period. The table below details the components of each trend factor.

Table 3. Trend Components

Service Category	Cost*	Utilization*	Induced Demand*	Composite Trend	Weight*
Inpatient Hospital	4.13%	3.07%		7.33%	21.98%
Outpatient Hospital	4.16%	5.82%		10.22%	28.32%
Professional	1.41%	4.84%		6.32%	18.99%
Other Medical	1.91%	2.21%		4.16%	6.87%
Capitation				9.86%	2.50%
Prescription Drugs	4.70%	5.03%		9.97%	21.34%
Total Annual Trend				8.38%	100.00%
Months of Trend				24	
Total Applied Trend Projection Factor				1.175	

Weight is based on the ratio of experience period index rate PMPM of different service categories over total PMPM, shown in URRT Worksheet 1 Section II Projections.

Please see Exhibit “15 - Claims Trend Summary” included in this filing for details on the trend components.

We are proposing the annual pricing trend to be at 9.6% applied quarterly, and the quarterly trend is 2.3%. The details of the proposed 9.6% trend are in Exhibit “6 – Pricing Trend” included in this filing.

The 9.6% pricing trend included in the input in Table 5A represents future quarterly pricing trends that will be used to increase 1Q24 premium rates to determine 2Q24, 3Q24, and 4Q24 premium rates.

Our trend setting process is outlined by the following narrative and exhibits. In general, recent/emerging claims experience is reviewed at the market level for several broad medical expense categories (inpatient, professional, pharmacy, etc.), with utilization, unit cost, benefit leveraging, and business mix identified for each category. Depending on the amount of underlying experience, additional markets may be added together to limit the variability of small blocks of experience. Historical patterns will produce highly variable results with limited credibility. National utilization/mix assumptions along with local contract assessment will be used to produce a more stable and reliable trend estimate.

I. Historical Experience

Table 4 below describes the most recent 48 months of experience data with 2 months of runout for the experience period which includes ACA business for legal entity UHC of PA, with 7% credibility assigned.

Table 4b below describes the most recent 48 months of experience data with 2 months of runout for the credibility manual which includes ACA business for legal entity UHIC, with 93% credibility assigned.

availability/mandates, or other factors that might influence mix of procedures. Unit cost is based on our contractual changes with providers.

In addition, market-level healthcare affordability activities that are expected to impact forward-looking medical costs are recognized. Depending on the nature of individual initiatives, the impact may be recognized in one or more of the component cost items discussed above. Only incremental activities are recognized for this purpose in the expected trend impact for any particular period.

This rate filing proposes quarterly rates.

2. Rate Development & Change

A. Development of Projected Index Rate, Market-Adjusted Index Rate, & Total Allowed Claims

Table 5. Development of the Projected Index Rate, Market-Adjusted Index Rate, and Total Allowed Claims

Development of the Projected Index Rate	Actual Experience Data	Manual Data
Total Allowed EHB Claims + EHB Capitation PMPM (net of prescription drug rebates) PMPM	\$ 513.00	\$ 527.57
Two year trend projection Factor	1.175	1.175
Unadjusted Projected Allowed EHB Claims PMPM	\$ 602.62	\$ 619.74
<u>Single Risk Pool Adjustment Factors</u>		
Change in Morbidity - Impact of Reinsurance Program	1.000	1.000
Change in Morbidity - All Other	1.000	1.000
Total Non-Morbidity Changes	0.762	0.864
Change in Demographics	0.999	1.001
Change in Network	1.000	1.000
Change in Benefits	1.000	0.971
Change in Other	0.763	0.888
Total Adjusted Projected Allowed EHB Claims PMPM	\$ 459.34	\$ 535.31
Credibility Factors	7%	93%
Blended Projected EHB Claims PMPM		\$ 529.99
<u>Development of the Market-Adjusted Index Rate and Total Allowed Claims</u>		
Adjusted Projected Allowed EHB Claims PMPM	\$ 529.99	<- Index Rate for Proje
Projected Paid to Allowed Ratio	0.761	
Projected Incurred EHB Claims PMPM	\$ 403.32	
<u>Market-wide Adjustments</u>		
Projected Incurred Risk Adjustment PMPM	-\$41.80	
Projected Incurred Exchange User Fees PMPM	\$0.00	
Projected Incurred Reinsurance Recoveries PMPM	\$0.00	
Market-Adjusted Projected Incurred EHB Claims PMPM	\$ 445.12	
Market-Adjusted Projected Allowed EHB Claims PMPM	\$ 584.92	<- Market-Adjusted Inc
Projected Allowed Non-EHB Claims PMPM	\$ 0.45	
Market-Adjusted Projected Incurred Total Claims PMPM	\$ 445.46	
Market-Adjusted Projected Allowed Total Claims PMPM	\$ 585.36	

Projected risk adjustment PMPM is -\$41.80 in URRT Worksheet 1 section II. We applied an adjustment for the paid-to-allowed ratio. The resulting PMPM is $-\$41.80 = -\54.93×0.761 .

The Index Rate for the experience period is approximately 99.9% of allowed claims due to benefits in excess of EHBs.

The Index rate calculation is demonstrated in Table 5A below:

Table 5A. Small Group Projected Index Rate with Quarterly Trend

Effective Date	1/1/2024	4/1/2024	7/1/2024	10/1/2024	Total Single Risk Pool
# of Member Months Renewing in Quarter	17,228				17,228
Adjusted Projected Allowed EHB Claims PMPM	\$ 529.99	\$ 529.99	\$ 529.99	\$ 529.99	\$ 529.99
Months of Trend	-	3	6	9	
Annual Trend	9.60%	9.60%	9.60%	9.60%	
Single Risk Pool Projected Allowed Claims	\$ 529.99	\$ 542.27	\$ 554.84	\$ 567.71	\$ 529.99
Quarterly Trend Factor	1.000	1.023	1.047	1.071	1.000

Actuarial Value and Cost Sharing Adjustment

UnitedHealthcare has a proprietary pricing model that was used in developing the actuarial value and cost sharing adjustment for each plan. The model calculates plan relativity factors for medical and pharmacy benefits. Also included under the actuarial value and cost sharing adjustment are adjustments for leveraging and the difference between the average plan relativity factor and the projected paid to allowed ratio. Historical affiliated carrier experience was used to develop the actuarial value and cost sharing adjustment for each plan as well as the distribution and administrative costs adjustment.

Provider network, deliver system and utilization management adjustment

Any adjustments for these items are included in the plan relativity factors.

Benefits in Addition to EHBs

Benefit Extra EHB is the percentage of claims that are covered and are not included in EHB. The projected non- EHB impact is 0.1%.

Distribution and Administrative Costs

Distribution and Administrative Costs include premium tax, SG&A, quality improvements, federal income tax, and after-tax income. These items are discussed in the section Non-Benefit Expenses and Profit of this memorandum. Risk adjustment transfers and user fees and exchange fees are excluded because they are accounted for in the market adjusted index rate.

Tobacco Factors

Tobacco factors are not used in rating. As such, no adjustment is made for costs that are expected to be recouped through the tobacco surcharge.

Index Rate Calibration

Plan Adjusted Index Rates need to be calibrated to apply the allowable rating factors of age and geography in order to calculate the Consumer Adjusted Premium Rates. Calibration factors are applied uniformly to all plans.

Age Calibration

The calculated age curve calibration is 1.3915, which equals the average age factor of the expected member distribution by age in the ACA enrollment. This corresponds with an approximate age of 44 years. The age factors used in this calculation are the HHS-specified age curve. Exhibit “7 - Age Calibration” shows the Average Age calibration factor development.

Geographic Calibration

The geographic factor calibration is 0.8821, which equals the expected average area factor. A table of the geographic rating factors is below.

Table 13. Geographic Factors

Geographic Area Factors			
Area	Counties	Current Factor	Proposed Factor
Rating Area 1	Erie, Crawford, Mercer, Venango, Clarion, Forest, Warren, McKean	0.783	0.783
Rating Area 2	Elk, Cameron, Potter	0.767	0.767
Rating Area 3	Clinton, Lycoming, Sullivan, Bradford, Susquehanna, Wyoming, Lackawanna, Wayne, Pike, Monroe, Carbon, Luzerne, Tioga	0.938	0.920
Rating Area 4	Lawrence, Beaver, Washington, Greene, Butler, Allegheny, Westmoreland, Armstrong, Indiana, Fayette	0.867	0.867
Rating Area 5	Jefferson, Clearfield, Cambria, Somerset, Bedford, Blair, Huntingdon	0.869	0.869
Rating Area 6	Centre, Mifflin, Snyder, Northumberland, Columbia, Schuylkill, Lehigh, Northampton, Montour	0.916	0.898
Rating Area 7	Adams, York, Lancaster, Berks	0.928	0.928
Rating Area 8	Chester, Delaware, Montgomery, Bucks, Philadelphia	0.872	0.872
Rating Area 9	Fulton, Franklin, Cumberland, Perry, Juniata, Dauphin, Lebanon	0.911	0.911

Exhibit “8 - Area Calibration” shows the Average Area calibration factor development.

The proposed area factor changes are indicated in Exhibit “18 Area Factors Change”.

Population morbidity by area was not considered when determining geographic area factors changes.

Calibrating the plan adjusted index rate to the age curve and geographic distribution results in the calibrated premium rate for each plan. The calibrated premium rate represents the preliminary premium rate charged to an individual before applying the consumer specific rating adjustments for age, area, and tobacco status.

Consumer Adjusted Premium Rate Development

The consumer adjusted premium rate is the final premium rate that is charged to an individual. It is developed by calibrating the plan adjusted index rate by the average age and geographic rating factors, and applying the consumer specific age, geographic, and tobacco status rating factors. The calculation is provided below.

$$\begin{aligned}
 & \text{Plan Adjusted Index Rate} \\
 / & \text{Age Calibration Factor} \\
 / & \text{Geographic Calibration Factor} \\
 \times & \text{Consumer Specific Age Rating Factor} \\
 \times & \text{Consumer Specific Geographic Rating Factor} \\
 \times & \text{Tobacco Status Factor} \\
 \times & \text{Small Group Trend Adjustment} \\
 = & \text{Consumer Adjusted Premium Rate}
 \end{aligned}$$

Small Group Trend Adjustment

Since this is a small group filing that includes rates with schedule trend increases by quarter, the Index Rate, Market Adjusted Index Rate and Plan Adjusted Index Rate reflect the member weighted average premium over the calendar year. As such, the Consumer Adjusted Premium Rate includes the trend adjustments in calculated quarterly rates.

B. Retention Items

Administrative Expense Load

The expense formula is similar to the United Healthcare Insurance Company except for the Premium Tax component that doesn't apply to the HMO product.

The administrative expense load is a long-term estimate of administrative expenses, including selling expenses and general administrative expenses. This load varies by plan. These assumptions are based on the general ledger actual results for 2022 with known adjustments. Known adjustments include, but are not limited to, pay increases/raises for employees and administrative expenses as a result of Healthcare Reform and compliance requirements.

The administrative expense allocation methodology used in pricing is appropriate because it is consistent with how UnitedHealthcare runs its business and how it allocates administrative costs for Statutory Filings and the Healthcare Reform Exhibits.

For this filing, this is calculated at 16.3%.

<u>1/1/2024 Filing</u>		
Administrative Expenses Allocation	Estimated % of Premium	Estimated PMPM
Selling Expenses (Commissions, Broker Bonus)	4.6%	\$25.29
General Admin Expenses	11.7%	\$64.32
Total	16.3%	\$89.62

Profit and Risk Margin

The Profit and Risk Margin is 2%. This target does not vary by product or plan.

Taxes and Fees

Taxes and fees are expected to be 0.67% and include federal income tax. The following is a breakdown of the taxes and fees.

<u>1/1/2024 Filing</u>		
Premium Taxes and Fees Allocation	Estimated % of Premium	Estimated PMPM
Federal / State Income Tax on Profit & Risk Load	0.53%	\$2.92
Premium Tax	0.00%	\$0.00
ACA Taxes: PCORI Fee	0.05%	\$0.30
ACA Taxes: Risk Adjustment User Fee	0.05%	\$0.21
ACA Taxes: Exchange User Fee	0.00%	\$0.00
All Other Taxes & Fees	0.04%	\$0.19
Total	0.67%	\$3.62

C. Normalized Market-Adjusted Projected Allowed Total Claims

The 2024 average age factor is 1.3915. The age factors used in this calculation are the HHS-specified age curve. The 2024 average geographic factor is 0.8821.

Table 7. Normalized Market-Adjusted Projected Allowed Total Claims

Normalization Factors	2023	2024
Average Age Factor	1.376	1.392
Average Geographic Factor	0.886	0.882
Average Tobacco Factor	1.000	1.000
Average Benefit Richness (induced demand)	1.000	1.000
Average Network Factor	1.000	1.000
Market-Adjusted Projected Allowed Total Claims PMPM	\$ 556.51	\$ 585.36
Normalized Market-Adjusted Projected Allowed Total Claims PMPM	\$ 456.74	\$ 476.90

D. Components of Rate Change

Table 9. Year-over-Year Data to Support Table 8

	2023	2024
Paid-to-Allowed	0.740	0.761
URRT Trend (Total Applied Trend Factor)	1.161	1.175
URRT Morbidity	1.000	1.000
URRT "Other"	0.885	0.857
Risk Adjustment	\$ 34.88	\$ 41.80
Exchange User Fee	\$ -	\$ -
Reinsurance Recoveries	\$ -	\$ -
Capitation	\$ 3.82	\$ 16.15
Network	1.000	1.000
Pricing AV	0.739	0.760
Benefit Richness	1.000	1.000
Catastrophic Eligibility	1.000	1.000
Administrative Expenses	14.93%	16.30%
Taxes and Fees	0.66%	0.67%
Profit and/or Contingency	2.00%	2.00%

Changes in "Other" include the changes in the catastrophic claims adjustment impact, PPACA fee, trend adjustment. The capitation arrangements for 2023 resulted in a projection of \$3.82 PMPM and for 2024 is \$16.15 PMPM.

3. Plan Rate Development

Table 10 has been populated as instructed.

4. Plan Premium Development for 21-Year-Old Non-Tobacco User

Table 11 has been populated as instructed.

5. Plan Factors

A. Age and Tobacco Factors

Table 12 has been populated as instructed using the default federal standard age curve.

B. Geographic Factors

Table 13 has been populated as instructed

C. Network Factors

Table 14 has been populated as instructed

D. Service Area Composition

For the 2024 plan year we have two distinct service areas, varying by plan. Please reference Exhibit 2 – Plan Designs along with 2024 service area map which detail the markets and counties where each plan will be available. In summary, counties in WPA markets 560, 561 and 562 will have one plan option available. Counties in EPA markets 556 and 558 will have four plan options available to them. Counties in market 557 will have all five plan options available.

E. Composite Rating

No composite rating is offered for this product.

6. Actuarial Certifications

I, [REDACTED], an Actuary at UnitedHealthcare, I am a member of the American Academy of Actuaries, and I meet the Academy's qualification standards for rendering statements of actuarial opinion with respect to the filing of rates for health insurance products. I have reviewed applicable ASOPs during the preparation of this rate filing.

To the best of my knowledge and judgment, I certify that:

- The projected index rate is:
 - In compliance with all applicable State and Federal Statutes and Regulations (45 CFR 156.80 and 147.102),
 - Developed in compliance with the applicable Actuarial Standards of Practice,
 - Reasonable in relation to the benefits provided and population anticipated to be covered,
 - Neither excessive, deficient, nor unfairly discriminatory.
- The index rate and only the allowable modifiers as described in 45 CFR 156.80(d)(1) and 45 CFR 156.80(d)(2) were used to generate plan level rates.
- The percent of total premium that represents essential health benefits included in Worksheet 2, Sections III and IV were calculated in accordance with actuarial standards of practice.
- The geographic rating factors reflect only differences in the costs of delivery and do not include differences for population morbidity by geographic area.
- New plans cannot be considered modifications of existing plans under the uniform modification standards in 45 CFR 147.106.
- The information presented in the PA Actuarial Memorandum and PA Actuarial Memorandum Rate Exhibits is consistent with the information presented in the 2023 Rate Filing Justification
- The AV calculator was used to determine the AV metal values shown in Worksheet 2 of the Part I Unified Rate Review Template for all plans. Some of our plan designs are not directly compatible with the AV calculator. The values were developed in accordance with generally accepted actuarial principles and methodologies. The unique plan design actuarial certification required by 45 CFR Part 156.135 has been separately attached.
- The Part I Unified Rate Review Template does not demonstrate the process used by the issuer to develop their rates. Rather, it represents information required by federal regulation to be provided in support of the review of rate increases, for certification of qualified health plans for federally facilitated exchanges, and for certification that the index rate is developed in accordance with federal regulation and used consistently and only adjusted by the allowable modifiers.
- All factor, benefit and other changes from the prior approved filing have been disclosed in the actuarial memorandum.

I certify that the anticipated loss ratio meets the minimum requirement, the rates are reasonable in relation to benefits, the filing complies with the laws and regulations of PA and all applicable Actuarial Standards of Practice, including ASOP No. 8 and the rates are not unfairly discriminatory.

[REDACTED]

[REDACTED]

Date: 5/17/2023

PA Rate Template Part I
Data Relevant to the Rate Filing

Table 0. Identifying Information

Carrier Name:	UnitedHealthcare of Pennsylvania, Inc	
Product(s):	HMO	
Market Segment:	Small Group	
Rate Effective Date:	1/1/2024	to 12/31/2024
Base Period Start Date:	1/1/2022	to 12/31/2022
Date of Most Recent Membership:	2/1/2023	

Table 1. Number of Members

	Member-months	Members	Member-months
	Experience Period	Current Period (as of 02-01-2023)	Projected Rating Period
Average Age	34.9	35.3	35.3
Total	15,605	1,257	17,228
<18	2,256	173	2,371
18-24	1,434	124	1,700
25-29	2,022	151	2,070
30-34	2,222	176	2,412
35-39	1,521	112	1,809
40-44	1,476	108	1,480
45-49	1,282	107	1,467
50-54	1,320	105	1,439
55-59	1,167	101	1,384
60-63	701	56	768
64+	204	24	329

Table 2. Experience Period Claims and Premiums

Earned Premium	Paid Claims	Ultimate Incurred Claims	Member Months	Estimated Cost Sharing (Member + HHS)	Allowed Claims (Non-Capitated)	Non-EHB portion of Allowed Claims	Total Prescription Drug Rebates*	Total EHB Capitation	Total Non-EHB Capitation	Estimated Risk Adjustment	Estimated Reinsurance Recoveries
\$7,373,690	\$6,374,396	\$6,876,092	15,605	\$1,421,736	\$8,297,830	\$8,237	(\$498,829)	\$214,601	\$0	(\$1,479,471)	\$
Experience Period Total Allowed EHB Claims + EHB Capitation PMPM (net of prescription drug rebates)											\$
Loss Ratio											111.84%

*Express Prescription Drug Rebates as a negative number

Table 3. Trend Components

Service Category	Cost*	Utilization*	Induced Demand*	Composite Trend	Weight*
Inpatient Hospital	4.13%	3.07%		7.33%	21.98%
Outpatient Hospital	4.16%	5.82%		10.22%	28.32%
Professional	1.41%	4.84%		6.32%	18.99%
Other Medical	1.91%	2.21%		4.16%	6.87%
Capitation				9.86%	2.50%
Prescription Drugs	4.70%	5.03%		9.97%	21.34%
Total Annual Trend				8.38%	100.00%
Months of Trend				24	
Total Applied Trend Projection Factor				1.175	

* Express Cost, Utilization, Induced Utilization and Weight as percentages

** Should equal URRT Trend

Table 4. Historical Experience

Month-Year	Total Annual Premium	Incurred Claims	Completion Factors*	Ultimate Incurred Claims	Members	Ultimate Incurred PMPM	Estimated Annual Cost Sharing (Member + HHS)	Prescription Drug Rebates**	Allowed Claims (Net of Prescription Drug Rebates)	Allowed PMPM
Jan-19		\$ 62,176.88	1.0000	\$ 62,176.88	356	\$ 174.65		\$ (3,082.10)	\$ 89,733.83	\$ 252.06
Feb-19		\$ 90,043.36	1.0000	\$ 90,043.36	422	\$ 213.37		\$ (3,049.91)	\$ 125,886.78	\$ 298.31
Mar-19		\$ 76,171.09	1.0000	\$ 76,171.09	476	\$ 160.02		\$ (4,072.29)	\$ 102,502.92	\$ 215.34
Apr-19		\$ 71,847.14	1.0000	\$ 71,847.14	563	\$ 127.61		\$ (8,093.94)	\$ 122,364.06	\$ 217.34
May-19		\$ 121,921.16	1.0000	\$ 121,921.16	624	\$ 195.39		\$ (13,694.69)	\$ 166,906.66	\$ 267.48
Jun-19		\$ 126,911.84	1.0000	\$ 126,911.84	685	\$ 185.27		\$ (12,912.61)	\$ 172,162.43	\$ 251.33
Jul-19		\$ 156,758.81	1.0000	\$ 156,758.81	745	\$ 210.41		\$ (18,459.02)	\$ 237,863.01	\$ 319.28
Aug-19		\$ 200,556.64	1.0000	\$ 200,556.64	808	\$ 248.21		\$ (15,845.60)	\$ 282,337.04	\$ 349.43
Sep-19		\$ 165,703.60	1.0000	\$ 165,703.60	827	\$ 200.37		\$ (15,027.97)	\$ 228,895.67	\$ 276.78
Oct-19		\$ 265,392.00	1.0000	\$ 265,392.00	904	\$ 293.58		\$ (16,346.28)	\$ 339,065.94	\$ 375.07
Nov-19		\$ 238,303.18	1.0000	\$ 238,303.18	964	\$ 247.20		\$ (16,513.99)	\$ 315,194.75	\$ 326.97
Dec-19		\$ 308,843.81	1.0000	\$ 308,843.81	1,084	\$ 284.91		\$ (25,139.56)	\$ 388,987.18	\$ 358.84
Jan-20	\$ 3,503,188.65	\$ 420,322.44	1.0000	\$ 420,322.44	1,209	\$ 347.66	\$ 687,270.76	\$ (34,979.75)	\$ 547,288.01	\$ 452.68
Feb-20		\$ 251,466.27	1.0000	\$ 251,466.27	1,230	\$ 204.44		\$ (27,381.52)	\$ 358,128.58	\$ 291.16
Mar-20		\$ 598,713.51	1.0000	\$ 598,713.51	1,254	\$ 477.44		\$ (35,925.85)	\$ 717,376.09	\$ 572.07
Apr-20		\$ 812,760.29	1.0000	\$ 812,760.29	1,236	\$ 657.57		\$ (30,473.08)	\$ 869,075.19	\$ 703.14
May-20		\$ 488,439.97	1.0000	\$ 488,439.97	1,261	\$ 387.34		\$ (24,368.52)	\$ 558,651.74	\$ 443.02
Jun-20		\$ 350,186.07	1.0000	\$ 350,186.07	1,309	\$ 267.52		\$ (34,923.48)	\$ 479,998.08	\$ 366.69
Jul-20		\$ 327,625.06	1.0000	\$ 327,625.06	1,391	\$ 235.53		\$ (29,452.98)	\$ 438,761.62	\$ 315.43
Aug-20		\$ 427,997.26	1.0000	\$ 427,997.26	1,498	\$ 285.71		\$ (33,644.77)	\$ 557,610.91	\$ 372.24
Sep-20		\$ 468,981.96	1.0000	\$ 468,981.96	1,509	\$ 310.79		\$ (31,101.77)	\$ 596,470.17	\$ 395.28
Oct-20		\$ 316,792.41	1.0000	\$ 316,792.41	1,548	\$ 204.65		\$ (35,213.07)	\$ 451,201.10	\$ 291.47
Nov-20		\$ 348,135.08	1.0000	\$ 348,135.08	1,534	\$ 226.95		\$ (47,846.73)	\$ 461,751.34	\$ 300.69
Dec-20	\$ 7,083,921.58	\$ 349,684.25	1.0000	\$ 349,684.25	1,589	\$ 220.07	\$ 1,348,186.06	\$ (28,264.15)	\$ 473,477.80	\$ 297.97
Jan-21		\$ 215,383.24	1.0000	\$ 215,383.24	1,497	\$ 143.88		\$ (45,067.62)	\$ 358,501.44	\$ 239.48
Feb-21		\$ 310,379.22	1.0000	\$ 310,379.22	1,485	\$ 209.01		\$ (22,367.39)	\$ 421,090.83	\$ 283.56
Mar-21		\$ 509,584.58	1.0000	\$ 509,584.58	1,456	\$ 349.99		\$ (34,621.21)	\$ 661,103.27	\$ 454.05
Apr-21		\$ 500,283.38	1.0000	\$ 500,283.38	1,448	\$ 345.50		\$ (34,165.74)	\$ 651,514.65	\$ 449.94
May-21		\$ 268,366.14	1.0000	\$ 268,366.14	1,388	\$ 193.35		\$ (23,604.64)	\$ 393,703.88	\$ 283.65
Jun-21		\$ 229,576.59	1.0000	\$ 229,576.59	1,342	\$ 171.07		\$ (47,203.36)	\$ 363,282.01	\$ 270.70
Jul-21		\$ 272,395.49	1.0000	\$ 272,395.49	1,240	\$ 219.67		\$ (29,348.49)	\$ 390,396.87	\$ 314.84
Aug-21		\$ 305,176.93	1.0000	\$ 305,176.93	1,258	\$ 242.59		\$ (28,805.88)	\$ 447,801.74	\$ 355.96
Sep-21		\$ 313,694.56	1.0000	\$ 313,694.56	1,254	\$ 250.16		\$ (33,570.16)	\$ 442,136.61	\$ 352.58
Oct-21		\$ 493,343.44	1.0000	\$ 493,343.44	1,267	\$ 389.38		\$ (26,595.56)	\$ 617,077.80	\$ 487.04
Nov-21		\$ 378,743.71	1.0000	\$ 378,743.71	1,263	\$ 299.88		\$ (35,330.83)	\$ 455,265.65	\$ 360.46
Dec-21	\$ 7,160,266.92	\$ 468,266.05	1.0000	\$ 468,266.05	1,283	\$ 364.98	\$ 1,507,659.76	\$ (23,152.23)	\$ 570,978.34	\$ 445.03
Jan-22		\$ 575,745.28	0.9953	\$ 578,442.66	1,175	\$ 492.29		\$ (41,347.86)	\$ 657,521.51	\$ 559.59
Feb-22		\$ 394,881.17	0.9955	\$ 396,673.13	1,238	\$ 320.41		\$ (42,013.36)	\$ 470,158.46	\$ 379.77
Mar-22		\$ 425,653.06	0.9952	\$ 427,685.52	1,270	\$ 336.76		\$ (30,733.62)	\$ 518,077.32	\$ 407.93
Apr-22		\$ 1,028,866.99	0.6554	\$ 1,569,797.96	1,231	\$ 1,275.22		\$ (41,587.80)	\$ 1,691,566.41	\$ 1,374.14
May-22		\$ 491,399.20	0.9909	\$ 495,921.41	1,268	\$ 391.11		\$ (35,387.12)	\$ 568,781.80	\$ 448.57
Jun-22		\$ 469,483.42	0.9888	\$ 474,796.00	1,298	\$ 365.79		\$ (38,020.63)	\$ 525,964.42	\$ 405.21
Jul-22		\$ 470,716.17	0.9867	\$ 477,042.44	1,298	\$ 367.52		\$ (40,696.29)	\$ 543,815.27	\$ 418.96
Aug-22		\$ 715,137.81	0.9776	\$ 731,542.19	1,298	\$ 563.99		\$ (51,758.11)	\$ 798,442.13	\$ 615.13
Sep-22		\$ 377,485.46	0.9699	\$ 389,182.83	1,343	\$ 289.79		\$ (40,852.16)	\$ 456,999.23	\$ 340.28
Oct-22		\$ 312,865.10	0.9608	\$ 325,624.36	1,405	\$ 231.76		\$ (54,046.77)	\$ 377,107.90	\$ 268.40
Nov-22		\$ 370,909.40	0.9265	\$ 400,355.20	1,370	\$ 292.23		\$ (42,756.93)	\$ 482,212.68	\$ 351.98
Dec-22	\$ 7,373,689.70	\$ 513,802.75	0.8436	\$ 609,028.74	1,411	\$ 431.63	\$ 1,266,764.26	\$ (39,628.60)	\$ 708,353.90	\$ 502.02

* Express Completion Factor as a percentage

** Express Prescription Drug Rebates as a negative number

Carrier Name: UnitedHealthcare of Pennsylvania, Inc
Product(s): HMO
Market Segment: Small Group
Rate Effective Date: 1/1/2024

Table 2b. Manual Experience Period Claims and Premiums

Earned Premium	Paid Claims	Ultimate Incurred Claims	Member Months	Estimated Cost Sharing (Member & HHS)	Allowed Claims (Non-Capitated)	Non-EHB portion of Allowed Claims	Total Prescription Drug Rebates*	Total EHB Capitation	Total Non-EHB Capitation	Estimated Risk Adjustment	Estimated Reinsurance Recoveries
\$ 121,485,946.93	\$ 86,736,257.23	\$ 95,218,021.94	207,213	\$ 19,635,651.91	\$ 114,853,673.85	\$ 447,933.73	\$ (8,348,958.82)	\$ 3,263,636.25	\$ -	\$ (8,139,558.44)	\$ 527.57
Experience Period Total Allowed EHB Claims + EHB Capitation PMPM (net of prescription drug rebates)											\$ 79.52%

*Express Prescription Drug Rebates as a negative number

Table 3b. Manual Trend Components

Service Category	Cost*	Utilization*	Induced Demand*	Composite Trend	Weight*
Inpatient Hospital	4.13%	3.07%		7.33%	21.98%
Outpatient Hospital	4.16%	5.82%		10.22%	28.32%
Professional	1.41%	4.84%		6.32%	18.99%
Other Medical	1.91%	2.21%		4.16%	6.87%
Capitation				9.86%	2.50%
Prescription Drugs	4.70%	5.03%		9.97%	21.34%
Total Annual Trend				8.38%	100.00%
Months of Trend				24	
Total Applied Trend Projection Factor				1.175	

*Express Cost, Utilization, Induced Utilization and Weight as percentages

Table 4b. Historical Manual Experience

Month-Year	Total Annual Premium	Incurred Claims	Completion Factors*	Ultimate Incurred Claims	Members	Ultimate Incurred PMPM	Estimated Annual Cost Sharing (Member + HHS)	Prescription Drug Rebates**	Allowed Claims (Net of Prescription Drug Rebates)	Allowed PMPM
Jan-19		\$ 10,041,749.04	1.0000	\$ 10,041,749.04	27,801	\$ 361.20		\$ (690,992.55)	\$ 12,479,075.62	\$ 448.87
Feb-19		\$ 11,143,583.04	1.0000	\$ 11,143,583.04	28,140	\$ 396.01		\$ (660,949.86)	\$ 13,272,727.49	\$ 471.67
Mar-19		\$ 11,487,207.89	1.0000	\$ 11,487,207.89	28,060	\$ 409.38		\$ (757,958.01)	\$ 13,777,168.57	\$ 490.99
Apr-19		\$ 10,914,536.61	1.0000	\$ 10,914,536.61	27,860	\$ 391.76		\$ (773,048.58)	\$ 13,026,991.31	\$ 467.59
May-19		\$ 11,400,286.58	1.0000	\$ 11,400,286.58	27,875	\$ 408.98		\$ (809,196.91)	\$ 13,452,777.80	\$ 482.61
Jun-19		\$ 9,883,382.58	1.0000	\$ 9,883,382.58	27,889	\$ 354.38		\$ (686,701.30)	\$ 11,729,118.69	\$ 420.56
Jul-19		\$ 10,970,168.77	1.0000	\$ 10,970,168.77	27,723	\$ 395.71		\$ (799,963.41)	\$ 12,886,272.52	\$ 464.82
Aug-19		\$ 10,506,580.44	1.0000	\$ 10,506,580.44	27,197	\$ 386.31		\$ (760,729.90)	\$ 12,438,177.42	\$ 457.34
Sep-19		\$ 10,297,070.96	1.0000	\$ 10,297,070.96	27,457	\$ 375.03		\$ (750,848.23)	\$ 12,067,973.43	\$ 439.52
Oct-19		\$ 12,161,937.72	1.0000	\$ 12,161,937.72	27,956	\$ 435.04		\$ (826,826.48)	\$ 14,229,192.14	\$ 508.99
Nov-19		\$ 10,756,850.30	1.0000	\$ 10,756,850.30	27,942	\$ 384.97		\$ (782,629.58)	\$ 12,558,301.95	\$ 449.44
Dec-19	\$ 168,839,195.00	\$ 10,083,904.17	1.0000	\$ 10,083,904.17	27,507	\$ 366.50	\$ 24,229,012.99	\$ (950,949.07)	\$ 11,959,394.14	\$ 434.78
Jan-20		\$ 10,267,845.00	1.0000	\$ 10,267,845.00	27,413	\$ 374.56		\$ (925,970.68)	\$ 12,904,833.92	\$ 470.76
Feb-20		\$ 10,226,565.62	1.0000	\$ 10,226,565.62	27,472	\$ 372.25		\$ (901,112.86)	\$ 12,385,146.97	\$ 450.83
Mar-20		\$ 9,012,568.33	1.0000	\$ 9,012,568.33	26,924	\$ 334.74		\$ (1,052,582.67)	\$ 10,723,536.30	\$ 398.29
Apr-20		\$ 7,001,397.96	1.0000	\$ 7,001,397.96	26,546	\$ 263.75		\$ (855,757.76)	\$ 7,895,771.14	\$ 297.44
May-20		\$ 7,777,521.08	1.0000	\$ 7,777,521.08	26,365	\$ 294.99		\$ (855,483.16)	\$ 8,941,638.61	\$ 339.15
Jun-20		\$ 9,894,814.44	1.0000	\$ 9,894,814.44	26,501	\$ 373.38		\$ (873,649.86)	\$ 11,560,810.66	\$ 436.24
Jul-20		\$ 10,692,948.49	1.0000	\$ 10,692,948.49	26,303	\$ 406.53		\$ (834,406.43)	\$ 12,409,506.79	\$ 471.79
Aug-20		\$ 10,099,896.37	1.0000	\$ 10,099,896.37	26,165	\$ 386.01		\$ (853,427.50)	\$ 11,757,862.76	\$ 449.37
Sep-20		\$ 9,452,459.25	1.0000	\$ 9,452,459.25	25,679	\$ 368.10		\$ (901,087.12)	\$ 11,108,639.90	\$ 432.60
Oct-20		\$ 10,142,132.26	1.0000	\$ 10,142,132.26	25,330	\$ 400.40		\$ (822,364.49)	\$ 11,754,655.19	\$ 464.06
Nov-20		\$ 9,613,207.35	1.0000	\$ 9,613,207.35	25,443	\$ 377.83		\$ (851,887.52)	\$ 11,037,758.50	\$ 433.82
Dec-20	\$ 169,332,649.53	\$ 9,595,625.99	1.0000	\$ 9,595,625.99	24,915	\$ 385.13	\$ 19,828,446.78	\$ (820,833.37)	\$ 11,125,288.18	\$ 446.53
Jan-21		\$ 8,524,896.89	1.0000	\$ 8,524,896.89	23,737	\$ 359.14		\$ (776,713.56)	\$ 10,327,380.89	\$ 435.08
Feb-21		\$ 8,492,232.89	1.0000	\$ 8,492,232.89	23,512	\$ 361.19		\$ (712,026.12)	\$ 10,131,924.58	\$ 430.93
Mar-21		\$ 10,246,564.81	1.0000	\$ 10,246,564.81	23,171	\$ 442.22		\$ (806,967.91)	\$ 12,098,403.86	\$ 522.14
Apr-21		\$ 9,590,779.60	1.0000	\$ 9,590,779.60	22,982	\$ 422.84		\$ (753,028.03)	\$ 11,348,366.19	\$ 500.32
May-21		\$ 9,510,367.78	1.0000	\$ 9,510,367.78	22,382	\$ 424.91		\$ (770,271.06)	\$ 11,118,439.23	\$ 496.76
Jun-21		\$ 9,850,387.37	1.0000	\$ 9,850,387.37	22,401	\$ 439.73		\$ (721,127.70)	\$ 11,679,742.34	\$ 521.39
Jul-21		\$ 8,702,303.77	1.0000	\$ 8,702,303.77	21,659	\$ 401.79		\$ (756,404.75)	\$ 10,205,239.46	\$ 471.18
Aug-21		\$ 8,882,985.07	1.0000	\$ 8,882,985.07	21,690	\$ 409.54		\$ (769,227.54)	\$ 10,359,677.93	\$ 477.62
Sep-21		\$ 8,933,934.41	1.0000	\$ 8,933,934.41	21,459	\$ 416.33		\$ (757,252.24)	\$ 10,355,139.31	\$ 482.55
Oct-21		\$ 9,560,033.56	1.0000	\$ 9,560,033.56	21,379	\$ 447.17		\$ (780,792.49)	\$ 11,047,882.20	\$ 516.76
Nov-21		\$ 8,558,053.53	1.0000	\$ 8,558,053.53	21,215	\$ 403.40		\$ (773,536.34)	\$ 10,028,148.69	\$ 472.69
Dec-21	\$ 151,075,340.69	\$ 8,906,878.28	1.0000	\$ 8,906,878.28	20,051	\$ 444.21	\$ 19,207,738.36	\$ (800,870.02)	\$ 10,266,811.74	\$ 512.03
Jan-22		\$ 7,806,474.92	0.9965	\$ 7,834,109.79	18,371	\$ 426.44		\$ (684,662.96)	\$ 9,027,357.80	\$ 491.39
Feb-22		\$ 8,144,153.94	0.9954	\$ 8,181,831.89	17,975	\$ 455.18		\$ (673,265.59)	\$ 9,294,183.38	\$ 517.06
Mar-22		\$ 7,902,696.07	0.9947	\$ 7,944,657.35	17,930	\$ 443.09		\$ (725,369.17)	\$ 9,183,544.00	\$ 512.19
Apr-22		\$ 7,217,775.89	0.8420	\$ 8,571,963.48	18,025	\$ 475.56		\$ (674,141.95)	\$ 9,826,295.13	\$ 545.15
May-22		\$ 7,664,095.50	0.9917	\$ 7,728,239.49	17,839	\$ 433.22		\$ (707,323.86)	\$ 8,726,682.47	\$ 489.19
Jun-22		\$ 7,625,471.25	0.9894	\$ 7,705,678.77	17,828	\$ 437.13		\$ (707,716.19)	\$ 8,611,538.55	\$ 488.51
Jul-22		\$ 8,087,225.95	0.9865	\$ 8,197,704.31	17,220	\$ 476.06		\$ (646,211.15)	\$ 9,051,801.57	\$ 525.66
Aug-22		\$ 8,150,013.86	0.9812	\$ 8,306,147.50	17,173	\$ 483.67		\$ (700,007.83)	\$ 9,252,462.30	\$ 538.78
Sep-22		\$ 7,176,898.68	0.9699	\$ 7,399,497.21	16,624	\$ 445.11		\$ (651,760.85)	\$ 8,192,683.14	\$ 492.82
Oct-22		\$ 6,953,111.59	0.9588	\$ 7,251,673.86	16,410	\$ 441.91		\$ (720,936.93)	\$ 7,973,367.68	\$ 485.88
Nov-22		\$ 8,015,879.07	0.9238	\$ 8,679,404.87	16,210	\$ 535.44		\$ (704,598.00)	\$ 9,417,072.80	\$ 580.94
Dec-22	\$ 121,485,946.93	\$ 6,624,138.54	0.8931	\$ 7,417,113.42	15,810	\$ 469.14	\$ 17,292,238.21	\$ (752,964.34)	\$ 7,947,746.21	\$ 502.70

*Express Completion Factor as a percentage

**Express Prescription Drug Rebates as a negative number

PA Rate Template Part II
Rate Development and Change

Carrier Name: UnitedHealthcare of Pennsylvania, Inc
Product(s): HMO
Market Segment: Small Group
Rate Effective Date: 3/1/2024

Table 5. Development of the Projected Index Rate, Market-Adjusted Index Rate, and Total Allowed Claims

Development of the Projected Index Rate	Actual Experience Data	Manual Data	
Total Allowed EHB Claims + EHB Capitation PMPM (net of prescription drug rebates) PMPM	\$ 513.00	\$ 527.57	<- Actual Experience PMPM should be consistent with the Index Rate for Experience Period on URRT
Two year trend projection Factor	1.175	1.175	
Unadjusted Projected Allowed EHB Claims PMPM	\$ 602.62	\$ 619.74	
Single Risk Pool Adjustment Factors			
Change in Morbidity - Impact of Reinsurance Program	1.000	1.000	
Change in Morbidity - All Other	1.000	1.000	<- See URRT Instructions
Total Non-Morbidity Changes	0.762	0.864	
Change in Demographics	0.999	1.001	<- See URRT Instructions
Change in Network	1.000	1.000	<- See URRT Instructions
Change in Benefits	1.000	0.971	<- See URRT Instructions
Change in Other	0.763	0.888	<- See URRT Instructions
Total Adjusted Projected Allowed EHB Claims PMPM	\$ 459.34	\$ 535.31	
Credibility Factors	7%	93%	<- See Instructions
Blended Projected EHB Claims PMPM	\$ 529.99	\$ 529.99	<- Projected Index Rate
Development of the Market-Adjusted Index Rate and Total Allowed Claims			
Adjusted Projected Allowed EHB Claims PMPM	\$ 529.99		<- Index Rate for Projection Period on URRT
Projected Paid to Allowed Ratio	0.761		
Projected Incurred EHB Claims PMPM	\$ 403.32		
Market-wide Adjustments			
Projected Incurred Risk Adjustment PMPM	\$ 541.80		
Projected Incurred Exchange User Fees PMPM	\$ 50.00		
Projected Incurred Reinsurance Recoveries PMPM	\$ 50.00		
Market-Adjusted Projected Incurred EHB Claims PMPM	\$ 445.12		
Market-Adjusted Projected Allowed EHB Claims PMPM	\$ 584.92		<- Market-Adjusted Index Rate
Projected Allowed Non-EHB Claims PMPM	\$ 0.45		
Market-Adjusted Projected Incurred Total Claims PMPM	\$ 445.46		
Market-Adjusted Projected Allowed Total Claims PMPM	\$ 585.36		

For Informational Purposes only - No input required.

Blended Base Period Unadjusted Claims before Normalization	\$ 526.55	<- Index Rate of Experience Period on URRT
Blended Earned Premium	\$ 113,498,088.92	
Blended Loss Ratio	81.78%	

Table 5A. Small Group Projected Index Rate with Quarterly Trend

Effective Date	1/1/2024	4/1/2024	7/1/2024	10/1/2024	Total Single Risk Pool
# of Member Months Renewing in Quarter	17,228				17,228
Adjusted Projected Allowed EHB Claims PMPM	\$ 529.99	\$ 529.99	\$ 529.99	\$ 529.99	\$ 529.99
Months of Trend	6	9	6	9	9
Annual Trend	9.60%	9.60%	9.60%	9.60%	9.60%
Single Risk Pool Projected Allowed Claims	\$ 529.99	\$ 542.27	\$ 554.84	\$ 567.71	\$ 529.99
Quarterly Trend Factor	1.000	1.023	1.047	1.071	1.000

Table 6. Retention

Retention Items - Express in percentages	Percentages	PMPM Amounts
Administrative Expenses	16.30%	\$89.62
General and Claims	11.70%	\$64.32
Agent/Broker fees and Commissions	4.60%	\$23.30
Quality Improvement Initiatives	0.49%	\$2.70
Taxes and Fees	0.67%	\$3.69
Risk Adjustment User Fee	0.05%	\$0.28
PCORI fee	0.00%	\$0.00
PA Premium & Other Taxes (if applicable)	0.04%	\$0.19
Federal Income Tax	0.53%	\$2.92
Health Insurance Providers Fee (Prorated for Small Groups only)	0.00%	\$0.00
Profit/Contingency (after tax)	2.00%	\$10.99
Total Retention	18.97%	\$104.30
Projected Required Revenue PMPM		\$ 549.76

Table 7. Normalized Market-Adjusted Projected Allowed Total Claims

Normalization Factors	2023	2024
Average Age Factor	1.37%	1.39%
Average Geographic Factor	0.88%	0.88%
Average Tobacco Factor	1.00%	1.00%
Average Benefit Richness (induced demand)	1.00%	1.00%
Average Network Factor	1.00%	1.00%
Market-Adjusted Projected Allowed Total Claims PMPM	\$ 556.51	\$ 585.36
Normalized Market-Adjusted Projected Allowed Total Claims PMPM	\$ 456.74	\$ 476.90

Table 8. Components of Rate Change

Rate Components	2023	2024	Difference	Percent Change
A. Calibrated Plan Adjusted Index Rate (PMPM)	\$ 410.11	\$ 447.94	\$ 37.83	9.2%
B. Base period allowed claims before normalization	\$ 495.39	\$ 526.55	\$ 31.16	7.6%
C. Normalization factor component of change	\$ (88.81)	\$ (97.56)	\$ (8.75)	-2.1%
D. Change in Normalized Allowed Claims Adjustment Components				
D1. Base period allowed claims after normalization	\$ 406.58	\$ 428.99	\$ 22.41	5.5%
D2. URRT Trend	\$ 65.50	\$ 74.95	\$ 9.45	2.3%
D3. URRT Morbidity	\$ -	\$ -	\$ -	0.0%
D4. URRT Other	\$ (54.44)	\$ (72.24)	\$ (17.80)	-4.3%
D5. Normalized URRT Risk Adjustment on an allowed basis	\$ 38.69	\$ 44.75	\$ 6.06	1.5%
D6. Normalized Exchange User Fee on an allowed basis	\$ -	\$ -	\$ -	0.0%
D7. Normalized Reinsurance Recoveries on an allowed basis	\$ -	\$ -	\$ -	0.0%
D8. Subtotal - Sum(D1:D7)	\$ 456.34	\$ 476.45	\$ 20.11	4.9%
E. Change in Allowable Plan Adjusted Level Components				
E1. Network	\$ -	\$ -	\$ -	0.0%
E2. Pricing AV	\$ (119.13)	\$ (114.35)	\$ 4.78	1.2%
E3. Benefit Richness	\$ (0.01)	\$ -	\$ 0.01	0.0%
E4. Catastrophic Eligibility	\$ -	\$ -	\$ -	0.0%
E5. Subtotal - Sum(E1:E4)	\$ (119.13)	\$ (114.35)	\$ 4.79	1.2%
F. Change in Retention Components				
F1. Administrative Expenses	\$ 61.24	\$ 73.02	\$ 11.78	2.9%
F2. Taxes and Fees	\$ 2.71	\$ 3.01	\$ 0.29	0.1%
F3. Profit and/or Contingency	\$ 8.20	\$ 8.95	\$ 0.76	0.2%
F4. Subtotal - Sum(F1:F3)	\$ 72.15	\$ 84.98	\$ 12.83	3.1%
G. Change in Miscellaneous Items	\$ 1.27	\$ 0.45	\$ (0.83)	-0.2%
H. Sum of Components of Rate Change (should approximate the change shown in line A)	\$ 410.63	\$ 447.53	\$ 36.90	9.0%

Table 9. Year-over-Year Data to Support Table 8

	2023	2024	
Paid-to-Allowed	0.740	0.761	
URRT Trend (Total Applied Trend Factor)	1.161	1.175	<- URRT W1, S2
URRT Morbidity	1.000	1.000	<- URRT W1, S2
URRT "Other"	0.885	0.857	<- URRT W1, S2
Risk Adjustment	\$ 34.88	\$ 41.80	<- URRT W1, S3
Exchange User Fee	\$ -	\$ -	<- URRT W1, S3
Reinsurance Recoveries	\$ -	\$ -	<- URRT W1, S3
Capitation	\$ 3.82	\$ 16.15	<- URRT W1, S2
Network	1.000	1.000	
Pricing AV	0.739	0.760	<- For 2023 in cell J81, please include a factor equal to the product of the average
Benefit Richness	1.000	1.000	
Catastrophic Eligibility	1.000	1.000	
Administrative Expenses	14.93%	16.30%	
Taxes and Fees	0.66%	0.67%	
Profit and/or Contingency	2.00%	2.00%	

PA Rate Template Part III

Table 10. Plan Rates

Carrier Name: UnitedHealthcare of Pennsylvania, Inc
 Product(s): HMO
 Market Segment: Small Group
 Rate Effective Date: 1/1/2024
 Base Period Start Date: 1/1/2022
 Date of Most Recent Membership: 2/1/2023
 Market Adjusted Index Rate: \$ 584.92

45 CFR Part 156.8 (d) (2) Allowa

Plan Number	HIOS Plan ID (Standard Component)	Product Type (HMO, POS, PPO, EPO, Indemnity, Other)	1/1/2023 Plan Marketing Name	Existing, Modified, New, Discontinued & Mapped, Discontinued & Not Mapped (E,M,N,DM, DNM) for 2024	1/1/2024 HIOS Plan ID (If 1/1/2023 Plan Discontinued & Mapped)	Metallic Tier	Metallic Tier Actuarial Value	Standard AV, Approach (1), Approach (2)	Exchange On/Off or Off	Pricing AV (company-determined AV)	Benefit Richness (induced demand)	Benefits in addition to EHB	Provider Network	Catastrophic Eligibility	Non-Funding of CSR Adjustment		
Totals - Current Membership							0.736				0.760	1.000	1.001	1.000	1.000	1.000	
Total - Projected Membership							0.736				0.760	1.000	1.001	1.000	1.000	1.000	1.000
Transitional Plans	TRANSITIONAL	N/A	TRANSITIONAL	DNM	TRANSITIONAL	N/A	N/A	N/A	N/A	N/A	N/A	N/A	N/A	N/A	N/A	N/A	
Plan 1	24872PA0030001	HMO	JHC Navigate HSA Bronze 6850	E		Expanded Br	0.649	Approach 1	Off	0.687	0.967	1.001	1.000	1.000	1.000	1.000	
Plan 2	24872PA0030002	HMO	JHC Navigate Gold 1500	E		Gold	0.782	Approach 2	Off	0.790	1.014	1.001	1.000	1.000	1.000	1.000	
Plan 3	24872PA0030003	HMO	JHC Navigate Gold 1000	E		Gold	0.781	Approach 2	Off	0.825	1.034	1.001	1.000	1.000	1.000	1.000	
Plan 4	24872PA0030004	HMO	JHC Navigate Gold 0	DM	24872PA0030003	Gold	0.781	Approach 2	Off	0.825	1.034	1.001	1.000	1.000	1.000	1.000	
Plan 5	24872PA0030005	HMO	JHC Navigate Silver 3500	E		Silver	0.717	Approach 2	Off	0.736	0.987	1.001	1.000	1.000	1.000	1.000	
Plan 6	24872PA0030006	HMO	JHC Navigate Silver 5500	DM	24872PA0030005	Silver	0.717	Approach 2	Off	0.736	0.987	1.001	1.000	1.000	1.000	1.000	
Plan 7	24872PA0030007	HMO	JHC Navigate HSA Silver 2500	DM	24872PA0030009	Silver	0.701	Approach 2	Off	0.723	0.982	1.001	1.000	1.000	1.000	1.000	
Plan 8	24872PA0030008	HMO	JHC Navigate Silver 3000	DM	24872PA0030005	Silver	0.717	Approach 2	Off	0.736	0.987	1.001	1.000	1.000	1.000	1.000	
Plan 9	24872PA0030009	HMO	JHC Navigate HSA Silver 3500	E		Silver	0.701	Approach 2	Off	0.723	0.982	1.001	1.000	1.000	1.000	1.000	

Calibration	
Age Calibration Factor	1.392
Geographic Calibration Factor	0.882
Tobacco Calibration Factor	1.000
Aggregate Calibration Factor	1.227

Total Covered Lives @ 02-01-2023
1,257

able Factors

Pure Premium	Admin Costs	Taxes & Fees (not including Exchange fees)	Profit or Contingency
\$ 445.51	16.3%	0.7%	2.0%
\$ 445.51	16.3%	0.7%	2.0%
N/A	N/A	N/A	N/A
\$388.92	16.3%	0.7%	2.0%
\$469.00	16.3%	0.7%	2.0%
\$499.77	16.3%	0.7%	2.0%
\$499.77	16.3%	0.7%	2.0%
\$425.07	16.3%	0.7%	2.0%
\$425.07	16.3%	0.7%	2.0%
\$415.68	16.3%	0.7%	2.0%
\$425.07	16.3%	0.7%	2.0%
\$415.68	16.3%	0.7%	2.0%

Total Covered Lives Mapped into 2024 Plans @ 02-01-2023	Total Projected Lives
1,257	17,228
-	274
20	2,714
198	2,947
215	905
66	3,810
278	1,110
81	1,069
78	685
50	3,714
271	

2023 Calibrated Plan Adjusted Index Rate PMPM	2024 Calibrated Plan Adjusted Index Rate PMPM
\$ 410.11	\$ 447.94
N/A	N/A
\$ 365.21	\$ 391.05
\$ 426.49	\$ 471.56
\$ 456.84	\$ 502.51
\$ 487.14	\$ 502.51
\$ 385.51	\$ 427.39
\$ 383.85	\$ 427.39
\$ 395.78	\$ 417.95
\$ 411.58	\$ 427.39
\$ 382.57	\$ 417.95

Proposed Rate Change Compared to Prior 12 months
9.2%
N/A
7.1%
10.6%
10.0%
3.2%
10.9%
11.3%
5.6%
3.8%
9.2%

% of Total Covered Lives
N/A
1.6%
15.8%
17.1%
5.3%
22.1%
6.4%
6.2%
4.0%
21.6%

02-01-2023 Number of Covered Lives by Rating Area										2024 Continued/Discontinued Plans Indicator
1	2	3	4	5	6	7	8	9	Total	
-	-	23	12	-	115	94	924	89	1,257	
-	-	-	12	-	8	-	-	-	20	0
-	-	3	-	-	37	8	146	4	198	1
-	-	-	-	-	-	11	181	23	215	1
-	-	-	-	-	-	11	51	4	66	1
-	-	12	-	-	25	26	207	8	278	1
-	-	-	-	-	15	4	50	12	81	1
-	-	8	-	-	-	3	61	6	78	1
-	-	-	-	-	-	15	30	5	50	1
-	-	-	-	-	30	16	198	27	271	1

PA Rate Template Part IV B - Small Group Annual
Table 11. Plan Premium Development for 21-Year-Old Non-Tobacco User

Carrier Name: UnitedHealthcare of Pennsylvania, Inc
 Product(s): HMO
 Market Segment: Small Group
 Rate Effective Date: 1/1/2024

Plan Number	HIOS Plan ID (Standard Component)	1/1/2023 Plan Marketing Name	Discontinued, New, Modified, Existing (D,N,M,E) for 2024	1/1/2024 HIOS Plan ID (If Discontinued & Mapped)	Metallic Tier	Exchange On/Off or Off
Totals						
These cells auto-fill using the data entered in Table 10.						

Plan 1	24872PA0030001	C Navigate HSA Bronze 64	E	0	Expanded Bron	Off
Plan 2	24872PA0030002	JHC Navigate Gold 1500	E	0	Gold	Off
Plan 3	24872PA0030003	JHC Navigate Gold 1000	E	0	Gold	Off
Plan 4	24872PA0030004	JHC Navigate Gold 0	DM	24872PA0030003	Gold	Off
Plan 5	24872PA0030005	JHC Navigate Silver 3500	E	0	Silver	Off
Plan 6	24872PA0030006	JHC Navigate Silver 5500	DM	24872PA0030005	Silver	Off
Plan 7	24872PA0030007	JC Navigate HSA Silver 25	DM	24872PA0030009	Silver	Off
Plan 8	24872PA0030008	JHC Navigate Silver 3000	DM	24872PA0030005	Silver	Off
Plan 9	24872PA0030009	JC Navigate HSA Silver 35	E	0	Silver	Off

Quarter 1 2023, 21-year-old Non-Tobacco Premium PMPM										Average (weighted by enrollment by rating area)
1	2	3	4	5	6	7	8	9		
\$ -	\$ -	\$ 365.82	\$ 316.68	\$ -	\$ 363.17	\$ 376.10	\$ 356.67	\$ 371.64	\$ 359.56	

\$ 285.78	\$ 280.23	\$ 342.72	\$ 316.68	\$ 317.37	\$ 334.50	\$ 339.06	\$ 318.43	\$ 332.75	\$ 323.81
\$ 333.73	\$ 327.25	\$ 400.22	\$ 369.81	\$ 370.62	\$ 390.62	\$ 395.95	\$ 371.86	\$ 388.58	\$ 377.11
\$ 357.48	\$ 350.53	\$ 426.70	\$ 396.13	\$ 396.99	\$ 418.42	\$ 424.13	\$ 398.32	\$ 416.23	\$ 401.55
\$ 357.48	\$ 350.53	\$ 426.70	\$ 396.13	\$ 396.99	\$ 418.42	\$ 424.13	\$ 398.32	\$ 416.23	\$ 403.71
\$ 301.66	\$ 295.80	\$ 361.77	\$ 334.28	\$ 335.01	\$ 353.09	\$ 357.91	\$ 336.13	\$ 351.24	\$ 341.23
\$ 301.66	\$ 295.80	\$ 361.77	\$ 334.28	\$ 335.01	\$ 353.09	\$ 357.91	\$ 336.13	\$ 351.24	\$ 342.59
\$ 299.36	\$ 293.55	\$ 359.01	\$ 331.73	\$ 332.46	\$ 350.40	\$ 355.18	\$ 333.57	\$ 348.56	\$ 338.16
\$ 301.66	\$ 295.80	\$ 361.77	\$ 334.28	\$ 335.01	\$ 353.09	\$ 357.91	\$ 336.13	\$ 351.24	\$ 344.18
\$ 299.36	\$ 293.55	\$ 359.01	\$ 331.73	\$ 332.46	\$ 350.40	\$ 355.18	\$ 333.57	\$ 348.56	\$ 338.20

Quarter 1 2024, 21-year-old Non-Tobacco Premium PMPM										Average (weighted by enrollment by rating area)
1	2	3	4	5	6	7	8	9		
\$ -	\$ -	\$ 395.35	\$ 339.08	\$ -	\$ 391.90	\$ 414.83	\$ 392.87	\$ 408.78	\$ 395.08	

Change in Quarter 1, 21-year-old Non-Tobacco Premium PMPM										Average (weighted by enrollment by rating area)
1	2	3	4	5	6	7	8	9		
0.0%	0.0%	8.1%	7.1%	0.0%	7.9%	10.3%	10.1%	10.0%	9.9%	

Quarter 2 2024, 21-year-old Non-Tobacco Premium PMPM										Average (weighted by enrollment by rating area)
1	2	3	4	5	6	7	8	9		
\$ -	\$ -	\$ 404.52	\$ 346.94	\$ -	\$ 400.99	\$ 424.45	\$ 401.97	\$ 418.26	\$ 404.24	

\$ 305.99	\$ 300.05	\$ 359.65	\$ 339.08	\$ 339.82	\$ 351.00	\$ 363.05	\$ 340.95	\$ 356.28	\$ 343.85
\$ 369.00	\$ 361.83	\$ 433.70	\$ 408.89	\$ 409.79	\$ 423.27	\$ 437.80	\$ 411.16	\$ 429.64	\$ 415.21
\$ 393.21	\$ 385.57	\$ 462.16	\$ 435.72	\$ 436.68	\$ 451.05	\$ 466.53	\$ 438.14	\$ 457.83	\$ 441.70
\$ 393.21	\$ 385.57	\$ 462.16	\$ 435.72	\$ 436.68	\$ 451.05	\$ 466.53	\$ 438.14	\$ 457.83	\$ 444.06
\$ 334.43	\$ 327.94	\$ 393.07	\$ 370.59	\$ 371.40	\$ 383.63	\$ 396.79	\$ 372.64	\$ 389.40	\$ 377.25
\$ 334.43	\$ 327.94	\$ 393.07	\$ 370.59	\$ 371.40	\$ 383.63	\$ 396.79	\$ 372.64	\$ 389.40	\$ 378.35
\$ 327.05	\$ 320.70	\$ 384.39	\$ 362.41	\$ 363.20	\$ 375.16	\$ 388.03	\$ 364.41	\$ 380.80	\$ 368.63
\$ 334.43	\$ 327.94	\$ 393.07	\$ 370.59	\$ 371.40	\$ 383.63	\$ 396.79	\$ 372.64	\$ 389.40	\$ 381.56
\$ 327.05	\$ 320.70	\$ 384.39	\$ 362.41	\$ 363.20	\$ 375.16	\$ 388.03	\$ 364.41	\$ 380.80	\$ 368.63

7.1%	7.1%	4.9%	7.1%	7.1%	4.9%	7.1%	7.1%	7.1%	6.2%
10.6%	10.6%	8.4%	10.6%	10.6%	8.4%	10.6%	10.6%	10.6%	10.1%
10.0%	10.0%	7.8%	10.0%	10.0%	7.8%	10.0%	10.0%	10.0%	10.0%
10.0%	10.0%	7.8%	10.0%	10.0%	7.8%	10.0%	10.0%	10.0%	10.0%
10.9%	10.9%	8.7%	10.9%	10.9%	8.6%	10.9%	10.9%	10.9%	10.6%
10.9%	10.9%	8.7%	10.9%	10.9%	8.6%	10.9%	10.9%	10.9%	10.4%
9.2%	9.2%	7.1%	9.2%	9.2%	7.1%	9.2%	9.2%	9.2%	9.0%
10.9%	10.9%	8.7%	10.9%	10.9%	8.6%	10.9%	10.9%	10.9%	10.9%
9.2%	9.2%	7.1%	9.2%	9.2%	7.1%	9.2%	9.2%	9.2%	9.0%

\$ 313.09	\$ 307.01	\$ 367.98	\$ 346.94	\$ 347.70	\$ 359.14	\$ 371.46	\$ 348.86	\$ 364.54	\$ 351.82
\$ 377.55	\$ 370.22	\$ 443.75	\$ 418.37	\$ 419.29	\$ 433.09	\$ 447.95	\$ 420.69	\$ 439.60	\$ 424.84
\$ 402.33	\$ 394.51	\$ 472.87	\$ 445.82	\$ 446.80	\$ 461.51	\$ 477.34	\$ 448.29	\$ 468.45	\$ 451.94
\$ 402.33	\$ 394.51	\$ 472.87	\$ 445.82	\$ 446.80	\$ 461.51	\$ 477.34	\$ 448.29	\$ 468.45	\$ 454.36
\$ 342.19	\$ 335.54	\$ 402.18	\$ 379.18	\$ 380.01	\$ 392.52	\$ 405.99	\$ 381.28	\$ 398.42	\$ 386.00
\$ 342.19	\$ 335.54	\$ 402.18	\$ 379.18	\$ 380.01	\$ 392.52	\$ 405.99	\$ 381.28	\$ 398.42	\$ 387.12
\$ 334.63	\$ 328.13	\$ 393.30	\$ 370.81	\$ 371.62	\$ 383.85	\$ 397.02	\$ 372.86	\$ 389.63	\$ 377.18
\$ 342.19	\$ 335.54	\$ 402.18	\$ 379.18	\$ 380.01	\$ 392.52	\$ 405.99	\$ 381.28	\$ 398.42	\$ 390.41
\$ 334.63	\$ 328.13	\$ 393.30	\$ 370.81	\$ 371.62	\$ 383.85	\$ 397.02	\$ 372.86	\$ 389.63	\$ 377.18

02-01-2023 Number of Covered Lives by County

Bradford	Carbon	Clinton	Lackawanna	Luzerne	Lycoming	Monroe	Pike	Sullivan	Susquehanna	Tioga	Wayne	Wyoming	3	Allegheny	Armstrong	Beaver	Butler	Fayette	Greene	Indiana	Lawrence	Washington	Westmoreland	4	Bedford	Blair	Cambria	Clearfield	Huntingdon	Jefferson	Somerset	5	Centre	Columbia	Lehigh	Mifflin	
0	0	0	3	8	0	7	0	0	5	0	0	0	Match	8	0	0	2	0	0	0	0	0	2	Match	0	0	0	0	0	0	0	Match	8	0	39	7	
-	-	-	-	-	-	-	-	-	-	-	-	-	Match	8	-	-	2	-	-	-	-	-	-	2	Match	-	-	-	-	-	-	-	Match	8	-	-	-
-	-	-	3	-	-	-	-	-	-	-	-	-	Match	-	-	-	-	-	-	-	-	-	-	Match	-	-	-	-	-	-	-	Match	-	-	25	-	
-	-	-	-	-	-	-	-	-	-	-	-	-	Match	-	-	-	-	-	-	-	-	-	-	Match	-	-	-	-	-	-	-	Match	-	-	-	-	
-	-	-	-	-	-	7	-	-	-	-	-	-	Match	-	-	-	-	-	-	-	-	-	-	Match	-	-	-	-	-	-	-	Match	-	-	1	7	
-	-	-	-	-	-	-	-	-	-	-	-	-	Match	-	-	-	-	-	-	-	-	-	-	Match	-	-	-	-	-	-	-	Match	-	-	2	-	
-	-	-	-	8	-	-	-	-	-	-	-	-	Match	-	-	-	-	-	-	-	-	-	-	Match	-	-	-	-	-	-	-	Match	-	-	-	-	
-	-	-	-	-	-	-	-	-	-	-	-	-	Match	-	-	-	-	-	-	-	-	-	-	Match	-	-	-	-	-	-	-	Match	-	-	-	-	
-	-	-	-	-	-	-	-	-	-	-	-	-	Match	-	-	-	-	-	-	-	-	-	-	Match	-	-	-	-	-	-	-	Match	-	-	11	-	

Montour	Northampton	Northumberland	Schuylkill	Snyder	Union	6	Adams	Berks	Lancaster	York	7	Bucks	Chester	Delaware	Montgomery	Philadelphia	8	Cumberland	Dauphin	Franklin	Fulton	Junata	Lebanon	Perry	9	
0	40	0	21	0	0	Match	9	12	37	36	Match	319	150	118	157	180	Match	23	35	5	5	15	6	0	Match	
-	-	-	-	-	-	Match	-	-	-	-	Match	-	-	-	-	-	Match	-	-	-	-	-	-	-	-	Match
-	12	-	-	-	-	Match	-	-	5	3	Match	41	60	9	5	31	Match	1	-	-	-	-	-	3	-	Match
-	-	-	-	-	-	Match	5	5	-	1	Match	30	31	34	60	26	Match	12	7	4	-	-	-	-	-	Match
-	-	-	-	-	-	Match	4	7	-	-	Match	16	-	1	9	25	Match	3	-	-	-	-	-	1	-	Match
-	-	-	17	-	-	Match	-	-	24	2	Match	139	6	13	22	27	Match	2	6	-	-	-	-	-	-	Match
-	13	-	-	-	-	Match	-	-	3	1	Match	14	7	1	25	3	Match	7	-	-	5	-	-	-	-	Match
-	-	-	-	-	-	Match	-	-	-	3	Match	9	5	5	7	35	Match	1	5	-	-	-	-	-	-	Match
-	-	-	-	-	-	Match	-	-	1	14	Match	3	-	14	12	1	Match	-	5	-	-	-	-	-	-	Match
-	15	-	4	-	-	Match	-	-	4	12	Match	67	41	41	17	32	Match	-	9	1	-	-	15	2	-	Match

PA Rate Template Part VI - Rate Change Summary

Table 15. Rate Change Summary Information

Overview

Initial Requested Average Rate Change:	9.88%
Revised Requested Average Rate Change:	9.88%
Minimum Requested Rate Change:	4.93%
Maximum Requested Rate Change:	10.86%
Mapped Members:	1,257
Available in Rating Areas:	Rating Areas 1, 2, 3, 4, 5, 6, 7, 8, and 9

Carrier Name:	UnitedHealthcare of Pennsylvania, Inc
Product(s):	HMO
Market Segment:	Small Group
Rate Effective Date:	1/1/2024

Key Information

Jan. 2022 - Dec. 2022 Financial Experience

Premium	\$	5,894,218.69
Claims	\$	6,591,864.55
Administrative Expenses	\$	1,273,800.40
Taxes & Fees	\$	(1,321,756.35)
Company Made After Taxes	\$	(649,689.91)

How It Plans to Spend Your Premium

This is how the company plans to spend the premium it collects in 2024:

Claims:	81%
Administrative Expenses:	16%
Taxes & Fees:	1%
Profit:	2%

The company expects its annual medical costs to increase:

8.38%

Explanation of requested rate change:

UnitedHealthcare of Pennsylvania, Inc. is requesting the rate increase because of the increase in medical costs and utilization of health care services.

Company Name:
Market:
Product:
Effective Date of Rates:

HIOS Plan ID (On Exchange)=>	24872PA0030005		24872PA0030009		24872PA0030002		24872PA0030003		24872PA0030005		24872PA0030009	
HIOS Plan ID (Off Exchange)=>	24872PA0030005		24872PA0030009		24872PA0030002		24872PA0030003		24872PA0030005		24872PA0030009	
Plan Marketing Name =>	UHC Navigate Silver 3500		UHC Navigate HSA Silver 3500		UHC Navigate Gold 1500		UHC Navigate Gold 1000		UHC Navigate Silver 3500		UHC Navigate HSA Silver 3500	
Form # =>	COC24.HMO.2018.SG.PA		COC24.HMO.2018.SG.PA		COC24.HMO.2018.SG.PA		COC24.HMO.2018.SG.PA		COC24.HMO.2018.SG.PA		COC24.HMO.2018.SG.PA	
Rating Area =>	Rating Area 8		Rating Area 8		Rating Area 9		Rating Area 9		Rating Area 9		Rating Area 9	
Network =>	UHC		UHC		UHC		UHC		UHC		UHC	
Metal =>	Silver		Silver		Gold		Gold		Silver		Silver	
Deductible =>	\$3,500		\$3,500		\$1,500		\$1,000		\$3,500		\$3,500	
Coinsurance =>	20%		0%		20%		0%		20%		0%	
Copays =>	\$40-\$80/\$120		\$30-\$60/\$100		\$30-\$60/\$100		\$30-\$60/\$100		\$40-\$80/\$120		\$30-\$60/\$100	
OOP Maximum =>	\$9,450		\$6,500		\$7,500		\$9,100		\$9,450		\$6,500	
Pediatric Dental (Yes/No) =>	Yes		Yes		Yes		Yes		Yes		Yes	
Age Band	Non-Tobacco	Tobacco	Non-Tobacco	Tobacco	Non-Tobacco	Tobacco	Non-Tobacco	Tobacco	Non-Tobacco	Tobacco	Non-Tobacco	Tobacco
0 - 14	\$285.05	\$285.05	\$278.77	\$278.77	\$328.67	\$328.67	\$350.23	\$350.23	\$297.88	\$297.88	\$291.31	\$291.31
15	\$310.39	\$310.39	\$303.55	\$303.55	\$357.89	\$357.89	\$381.36	\$381.36	\$324.35	\$324.35	\$317.21	\$317.21
16	\$320.08	\$320.08	\$313.03	\$313.03	\$369.06	\$369.06	\$393.27	\$393.27	\$334.48	\$334.48	\$327.11	\$327.11
17	\$329.77	\$329.77	\$322.50	\$322.50	\$380.23	\$380.23	\$405.17	\$405.17	\$344.60	\$344.60	\$337.01	\$337.01
18	\$340.20	\$340.20	\$332.71	\$332.71	\$392.26	\$392.26	\$417.99	\$417.99	\$355.50	\$355.50	\$347.67	\$347.67
19	\$350.64	\$350.64	\$342.91	\$342.91	\$404.29	\$404.29	\$430.81	\$430.81	\$366.41	\$366.41	\$358.33	\$358.33
20	\$361.44	\$361.44	\$353.48	\$353.48	\$416.75	\$416.75	\$444.09	\$444.09	\$377.70	\$377.70	\$369.38	\$369.38
21	\$372.62	\$372.62	\$364.41	\$364.41	\$429.64	\$429.64	\$457.82	\$457.82	\$389.38	\$389.38	\$380.80	\$380.80
22	\$372.62	\$372.62	\$364.41	\$364.41	\$429.64	\$429.64	\$457.82	\$457.82	\$389.38	\$389.38	\$380.80	\$380.80
23	\$372.62	\$372.62	\$364.41	\$364.41	\$429.64	\$429.64	\$457.82	\$457.82	\$389.38	\$389.38	\$380.80	\$380.80
24	\$372.62	\$372.62	\$364.41	\$364.41	\$429.64	\$429.64	\$457.82	\$457.82	\$389.38	\$389.38	\$380.80	\$380.80
25	\$374.11	\$374.11	\$365.87	\$365.87	\$431.36	\$431.36	\$459.65	\$459.65	\$390.94	\$390.94	\$382.32	\$382.32
26	\$381.56	\$381.56	\$373.16	\$373.16	\$439.95	\$439.95	\$468.81	\$468.81	\$398.73	\$398.73	\$389.94	\$389.94
27	\$390.51	\$390.51	\$381.90	\$381.90	\$450.26	\$450.26	\$479.80	\$479.80	\$408.07	\$408.07	\$399.08	\$399.08
28	\$405.04	\$405.04	\$396.11	\$396.11	\$467.02	\$467.02	\$497.65	\$497.65	\$423.26	\$423.26	\$413.93	\$413.93
29	\$416.96	\$416.96	\$407.77	\$407.77	\$480.77	\$480.77	\$512.30	\$512.30	\$435.72	\$435.72	\$426.12	\$426.12
30	\$422.92	\$422.92	\$413.61	\$413.61	\$487.64	\$487.64	\$519.63	\$519.63	\$441.95	\$441.95	\$432.21	\$432.21
31	\$431.87	\$431.87	\$422.35	\$422.35	\$497.95	\$497.95	\$530.61	\$530.61	\$451.29	\$451.29	\$441.35	\$441.35
32	\$440.81	\$440.81	\$431.10	\$431.10	\$508.26	\$508.26	\$541.60	\$541.60	\$460.64	\$460.64	\$450.49	\$450.49
33	\$446.40	\$446.40	\$436.56	\$436.56	\$514.71	\$514.71	\$548.47	\$548.47	\$466.48	\$466.48	\$456.20	\$456.20
34	\$452.36	\$452.36	\$442.39	\$442.39	\$521.58	\$521.58	\$555.79	\$555.79	\$472.71	\$472.71	\$462.29	\$462.29
35	\$455.34	\$455.34	\$445.31	\$445.31	\$525.02	\$525.02	\$559.46	\$559.46	\$475.82	\$475.82	\$465.34	\$465.34
36	\$458.32	\$458.32	\$448.22	\$448.22	\$528.46	\$528.46	\$563.12	\$563.12	\$478.94	\$478.94	\$468.38	\$468.38
37	\$461.30	\$461.30	\$451.14	\$451.14	\$531.89	\$531.89	\$566.78	\$566.78	\$482.05	\$482.05	\$471.43	\$471.43
38	\$464.28	\$464.28	\$454.05	\$454.05	\$535.33	\$535.33	\$570.44	\$570.44	\$485.17	\$485.17	\$474.48	\$474.48
39	\$470.25	\$470.25	\$459.89	\$459.89	\$542.21	\$542.21	\$577.77	\$577.77	\$491.40	\$491.40	\$480.57	\$480.57
40	\$476.21	\$476.21	\$465.72	\$465.72	\$549.08	\$549.08	\$585.09	\$585.09	\$497.63	\$497.63	\$486.66	\$486.66
41	\$485.15	\$485.15	\$474.46	\$474.46	\$559.39	\$559.39	\$596.08	\$596.08	\$506.97	\$506.97	\$495.80	\$495.80
42	\$493.72	\$493.72	\$482.84	\$482.84	\$569.27	\$569.27	\$606.61	\$606.61	\$515.93	\$515.93	\$504.56	\$504.56
43	\$505.65	\$505.65	\$494.50	\$494.50	\$583.02	\$583.02	\$621.26	\$621.26	\$528.39	\$528.39	\$516.75	\$516.75
44	\$520.55	\$520.55	\$509.08	\$509.08	\$600.21	\$600.21	\$639.57	\$639.57	\$543.96	\$543.96	\$531.98	\$531.98
45	\$538.06	\$538.06	\$526.21	\$526.21	\$620.40	\$620.40	\$661.09	\$661.09	\$562.26	\$562.26	\$549.88	\$549.88
46	\$558.93	\$558.93	\$546.62	\$546.62	\$644.46	\$644.46	\$686.73	\$686.73	\$584.07	\$584.07	\$571.20	\$571.20
47	\$582.41	\$582.41	\$569.57	\$569.57	\$671.53	\$671.53	\$715.57	\$715.57	\$608.60	\$608.60	\$595.19	\$595.19
48	\$609.23	\$609.23	\$595.81	\$595.81	\$702.46	\$702.46	\$748.54	\$748.54	\$636.64	\$636.64	\$622.61	\$622.61
49	\$635.69	\$635.69	\$621.68	\$621.68	\$732.97	\$732.97	\$781.04	\$781.04	\$664.28	\$664.28	\$649.64	\$649.64
50	\$665.50	\$665.50	\$650.84	\$650.84	\$767.34	\$767.34	\$817.67	\$817.67	\$695.43	\$695.43	\$680.11	\$680.11
51	\$694.94	\$694.94	\$679.62	\$679.62	\$801.28	\$801.28	\$853.83	\$853.83	\$726.19	\$726.19	\$710.19	\$710.19
52	\$727.35	\$727.35	\$711.33	\$711.33	\$838.66	\$838.66	\$893.66	\$893.66	\$760.07	\$760.07	\$743.32	\$743.32
53	\$760.14	\$760.14	\$743.40	\$743.40	\$876.47	\$876.47	\$933.95	\$933.95	\$794.34	\$794.34	\$776.83	\$776.83
54	\$795.54	\$795.54	\$778.02	\$778.02	\$917.28	\$917.28	\$977.45	\$977.45	\$831.33	\$831.33	\$813.01	\$813.01
55	\$830.94	\$830.94	\$812.63	\$812.63	\$958.10	\$958.10	\$1,020.94	\$1,020.94	\$868.32	\$868.32	\$849.18	\$849.18
56	\$869.32	\$869.32	\$850.17	\$850.17	\$1,002.35	\$1,002.35	\$1,068.09	\$1,068.09	\$908.42	\$908.42	\$888.41	\$888.41
57	\$908.07	\$908.07	\$888.07	\$888.07	\$1,047.03	\$1,047.03	\$1,115.71	\$1,115.71	\$948.92	\$948.92	\$928.01	\$928.01
58	\$949.44	\$949.44	\$928.52	\$928.52	\$1,094.72	\$1,094.72	\$1,166.53	\$1,166.53	\$992.14	\$992.14	\$970.28	\$970.28
59	\$969.93	\$969.93	\$948.56	\$948.56	\$1,118.35	\$1,118.35	\$1,191.71	\$1,191.71	\$1,013.56	\$1,013.56	\$991.22	\$991.22
60	\$1,011.29	\$1,011.29	\$989.01	\$989.01	\$1,166.04	\$1,166.04	\$1,242.52	\$1,242.52	\$1,056.78	\$1,056.78	\$1,033.49	\$1,033.49
61	\$1,047.06	\$1,047.06	\$1,023.99	\$1,023.99	\$1,207.29	\$1,207.29	\$1,286.47	\$1,286.47	\$1,094.16	\$1,094.16	\$1,070.05	\$1,070.05
62	\$1,070.54	\$1,070.54	\$1,046.95	\$1,046.95	\$1,234.36	\$1,234.36	\$1,315.32	\$1,315.32	\$1,118.69	\$1,118.69	\$1,094.04	\$1,094.04
63	\$1,099.97	\$1,099.97	\$1,075.74	\$1,075.74	\$1,268.30	\$1,268.30	\$1,351.48	\$1,351.48	\$1,149.45	\$1,149.45	\$1,124.12	\$1,124.12
64+	\$1,117.86	\$1,117.86	\$1,093.23	\$1,093.23	\$1,288.92	\$1,288.92	\$1,373.46	\$1,373.46	\$1,168.14	\$1,168.14	\$1,142.40	\$1,142.40

UnitedHealthcare of Pennsylvania, Inc.
Small Group
Plan Design Summary

HIOS Plan ID	Plan Marketing Name	Product	Metal	On/Off Exchange	Network	Rating Area	Counties Covered
24872PA0030001	UHC Navigate HSA Bronze 6850	HMO	Bronze	Off	UHCPA	1,2,3,4,5,6	RA 1-5 - All; RA 6 - Centre Only
24872PA0030002	UHC Navigate Gold 1500	HMO	Gold	Off	UHCPA	3,6,7,8,9	All - Except Centre
24872PA0030003	UHC Navigate Gold 1000	HMO	Gold	Off	UHCPA	3,6,7,8,9	All - Except Centre
24872PA0030005	UHC Navigate Silver 3500	HMO	Silver	Off	UHCPA	3,6,7,8,9	All - Except Centre
24872PA0030009	UHC Navigate HSA Silver 3500	HMO	Silver	Off	UHCPA	3,6,7,8,9	All - Except Centre

Company Name UnitedHealthcare of Pennsylvania, Inc.

Market Small Group

RATES FOR AGE 21, NON-TOBACCO USER, BY RATING AREA AND COUNTY

02-01-2023 Number of Covered Lives by Rating County				
HIOS Plan ID	Plan Marketing Name	Product	Metal	On/Off Exchange
24872PA0030001	UHC Navigate HSA Bronze 6850	HMO	Bronze	Off
24872PA0030002	UHC Navigate Gold 1500	HMO	Gold	Off
24872PA0030003	UHC Navigate Gold 1000	HMO	Gold	Off
24872PA0030005	UHC Navigate Silver 3500	HMO	Silver	Off
24872PA0030009	UHC Navigate HSA Silver 3500	HMO	Silver	Off

RATING AREA 1

0	0	0	0
Crawford	Clarion	Erie	Forest
\$306.03	\$306.03	\$306.03	\$306.03

0	2
Washington	Westmoreland

\$339.11

\$339.11

RATING AREA 5

0	0	0	0	0	0	0
Bedford	Blair	Clearfield	Cambria	Huntingdon	Jefferson	Somerset

\$339.86

\$339.86

\$339.86

\$339.86

\$339.86

\$339.86

\$339.86

RATING AREA 6

8	0	39
Centre	Columbia	Lehigh

\$351.04

\$423.27 \$423.27
 \$451.03 \$451.03
 \$383.60 \$383.60
 \$375.15 \$375.15

7	0	40	0	21	0	0
Mifflin	Montour	Northampton	Northumberland	Schuylkill	Snyder	Union

RATING AREA 7

9	12	37	36
Adams	Berks	Lancaster	York

RATING AR

319
Bucks

\$423.27	\$423.27	\$423.27	\$423.27	\$423.27	\$423.27	\$423.27	\$437.80	\$437.80	\$437.80	\$437.80	\$411.16
\$451.03	\$451.03	\$451.03	\$451.03	\$451.03	\$451.03	\$451.03	\$466.51	\$466.51	\$466.51	\$466.51	\$438.12
\$383.60	\$383.60	\$383.60	\$383.60	\$383.60	\$383.60	\$383.60	\$396.77	\$396.77	\$396.77	\$396.77	\$372.62
\$375.15	\$375.15	\$375.15	\$375.15	\$375.15	\$375.15	\$375.15	\$388.03	\$388.03	\$388.03	\$388.03	\$364.41

Company Name:
Market:
Product:
Effective Date of Rates:

HIOS Plan ID (On Exchange)=>	24872PA0030005		24872PA0030009		24872PA0030002		24872PA0030003		24872PA0030005		24872PA0030009	
HIOS Plan ID (Off Exchange)=>	24872PA0030005		24872PA0030009		24872PA0030002		24872PA0030003		24872PA0030005		24872PA0030009	
Plan Marketing Name =>	UHC Navigate Silver 3500		UHC Navigate HSA Silver 3500		UHC Navigate Gold 1500		UHC Navigate Gold 1000		UHC Navigate Silver 3500		UHC Navigate HSA Silver 3500	
Form # =>	COC24.HMO.2018.SG.PA		COC24.HMO.2018.SG.PA		COC24.HMO.2018.SG.PA		COC24.HMO.2018.SG.PA		COC24.HMO.2018.SG.PA		COC24.HMO.2018.SG.PA	
Rating Area =>	Rating Area 8		Rating Area 8		Rating Area 9		Rating Area 9		Rating Area 9		Rating Area 9	
Network =>	UHC		UHC		UHC		UHC		UHC		UHC	
Metal =>	Silver		Silver		Gold		Gold		Silver		Silver	
Deductible =>	\$3,500		\$3,500		\$1,500		\$1,000		\$3,500		\$3,500	
Coinsurance =>	20%		0%		20%		0%		20%		0%	
Copays =>	\$40-\$80/\$120		\$30-\$60/\$100		\$30-\$60/\$100		\$30-\$60/\$100		\$40-\$80/\$120		\$30-\$60/\$100	
OOP Maximum =>	\$9,450		\$6,500		\$7,500		\$9,100		\$9,450		\$6,500	
Pediatric Dental (Yes/No) =>	Yes		Yes		Yes		Yes		Yes		Yes	
Age Band	Non-Tobacco	Tobacco	Non-Tobacco	Tobacco	Non-Tobacco	Tobacco	Non-Tobacco	Tobacco	Non-Tobacco	Tobacco	Non-Tobacco	Tobacco
0 - 14	\$291.61	\$291.61	\$285.19	\$285.19	\$336.23	\$336.23	\$358.29	\$358.29	\$304.72	\$304.72	\$298.01	\$298.01
15	\$317.53	\$317.53	\$310.54	\$310.54	\$366.12	\$366.12	\$390.14	\$390.14	\$331.81	\$331.81	\$324.50	\$324.50
16	\$327.44	\$327.44	\$320.24	\$320.24	\$377.55	\$377.55	\$402.31	\$402.31	\$342.17	\$342.17	\$334.63	\$334.63
17	\$337.35	\$337.35	\$329.93	\$329.93	\$388.98	\$388.98	\$414.49	\$414.49	\$352.52	\$352.52	\$344.76	\$344.76
18	\$348.03	\$348.03	\$340.37	\$340.37	\$401.28	\$401.28	\$427.60	\$427.60	\$363.68	\$363.68	\$355.67	\$355.67
19	\$358.70	\$358.70	\$350.80	\$350.80	\$413.59	\$413.59	\$440.72	\$440.72	\$374.83	\$374.83	\$366.58	\$366.58
20	\$369.75	\$369.75	\$361.62	\$361.62	\$426.33	\$426.33	\$454.30	\$454.30	\$386.38	\$386.38	\$377.87	\$377.87
21	\$381.19	\$381.19	\$372.80	\$372.80	\$439.52	\$439.52	\$468.35	\$468.35	\$398.33	\$398.33	\$389.56	\$389.56
22	\$381.19	\$381.19	\$372.80	\$372.80	\$439.52	\$439.52	\$468.35	\$468.35	\$398.33	\$398.33	\$389.56	\$389.56
23	\$381.19	\$381.19	\$372.80	\$372.80	\$439.52	\$439.52	\$468.35	\$468.35	\$398.33	\$398.33	\$389.56	\$389.56
24	\$381.19	\$381.19	\$372.80	\$372.80	\$439.52	\$439.52	\$468.35	\$468.35	\$398.33	\$398.33	\$389.56	\$389.56
25	\$382.71	\$382.71	\$374.29	\$374.29	\$441.28	\$441.28	\$470.22	\$470.22	\$399.92	\$399.92	\$391.12	\$391.12
26	\$390.34	\$390.34	\$381.75	\$381.75	\$450.07	\$450.07	\$479.59	\$479.59	\$407.89	\$407.89	\$398.91	\$398.91
27	\$399.49	\$399.49	\$390.69	\$390.69	\$460.62	\$460.62	\$490.83	\$490.83	\$417.45	\$417.45	\$408.26	\$408.26
28	\$414.35	\$414.35	\$405.23	\$405.23	\$477.76	\$477.76	\$509.10	\$509.10	\$432.98	\$432.98	\$423.45	\$423.45
29	\$426.55	\$426.55	\$417.16	\$417.16	\$491.82	\$491.82	\$524.08	\$524.08	\$445.73	\$445.73	\$435.92	\$435.92
30	\$432.65	\$432.65	\$423.13	\$423.13	\$498.86	\$498.86	\$531.58	\$531.58	\$452.10	\$452.10	\$442.15	\$442.15
31	\$441.80	\$441.80	\$432.08	\$432.08	\$509.40	\$509.40	\$542.82	\$542.82	\$461.66	\$461.66	\$451.50	\$451.50
32	\$450.95	\$450.95	\$441.02	\$441.02	\$519.95	\$519.95	\$554.06	\$554.06	\$471.22	\$471.22	\$460.85	\$460.85
33	\$456.67	\$456.67	\$446.61	\$446.61	\$526.54	\$526.54	\$561.08	\$561.08	\$477.20	\$477.20	\$466.69	\$466.69
34	\$462.76	\$462.76	\$452.58	\$452.58	\$533.58	\$533.58	\$568.58	\$568.58	\$483.57	\$483.57	\$472.93	\$472.93
35	\$465.81	\$465.81	\$455.56	\$455.56	\$537.09	\$537.09	\$572.32	\$572.32	\$486.76	\$486.76	\$476.04	\$476.04
36	\$468.86	\$468.86	\$458.54	\$458.54	\$540.61	\$540.61	\$576.07	\$576.07	\$489.95	\$489.95	\$479.16	\$479.16
37	\$471.91	\$471.91	\$461.53	\$461.53	\$544.13	\$544.13	\$579.82	\$579.82	\$493.13	\$493.13	\$482.28	\$482.28
38	\$474.96	\$474.96	\$464.51	\$464.51	\$547.64	\$547.64	\$583.56	\$583.56	\$496.32	\$496.32	\$485.39	\$485.39
39	\$481.06	\$481.06	\$470.47	\$470.47	\$554.67	\$554.67	\$591.06	\$591.06	\$502.69	\$502.69	\$491.62	\$491.62
40	\$487.16	\$487.16	\$476.44	\$476.44	\$561.71	\$561.71	\$598.55	\$598.55	\$509.07	\$509.07	\$497.86	\$497.86
41	\$496.31	\$496.31	\$485.39	\$485.39	\$572.26	\$572.26	\$609.79	\$609.79	\$518.63	\$518.63	\$507.21	\$507.21
42	\$505.08	\$505.08	\$493.96	\$493.96	\$582.36	\$582.36	\$620.56	\$620.56	\$527.79	\$527.79	\$516.17	\$516.17
43	\$517.27	\$517.27	\$505.89	\$505.89	\$596.43	\$596.43	\$635.55	\$635.55	\$540.53	\$540.53	\$528.63	\$528.63
44	\$532.52	\$532.52	\$520.80	\$520.80	\$614.01	\$614.01	\$654.28	\$654.28	\$556.47	\$556.47	\$544.22	\$544.22
45	\$550.44	\$550.44	\$538.32	\$538.32	\$634.67	\$634.67	\$676.30	\$676.30	\$575.19	\$575.19	\$562.52	\$562.52
46	\$571.79	\$571.79	\$559.20	\$559.20	\$659.28	\$659.28	\$702.53	\$702.53	\$597.50	\$597.50	\$584.34	\$584.34
47	\$595.80	\$595.80	\$582.69	\$582.69	\$686.97	\$686.97	\$732.03	\$732.03	\$622.59	\$622.59	\$608.88	\$608.88
48	\$623.25	\$623.25	\$609.53	\$609.53	\$718.62	\$718.62	\$765.75	\$765.75	\$651.27	\$651.27	\$636.93	\$636.93
49	\$650.31	\$650.31	\$636.00	\$636.00	\$749.82	\$749.82	\$799.01	\$799.01	\$679.55	\$679.55	\$664.59	\$664.59
50	\$680.81	\$680.81	\$665.82	\$665.82	\$784.98	\$784.98	\$836.47	\$836.47	\$711.42	\$711.42	\$695.75	\$695.75
51	\$710.92	\$710.92	\$695.27	\$695.27	\$819.70	\$819.70	\$873.47	\$873.47	\$742.89	\$742.89	\$726.53	\$726.53
52	\$744.08	\$744.08	\$727.71	\$727.71	\$857.94	\$857.94	\$914.22	\$914.22	\$777.54	\$777.54	\$760.42	\$760.42
53	\$777.63	\$777.63	\$760.51	\$760.51	\$896.62	\$896.62	\$955.43	\$955.43	\$812.59	\$812.59	\$794.70	\$794.70
54	\$813.84	\$813.84	\$795.93	\$795.93	\$938.38	\$938.38	\$999.93	\$999.93	\$850.43	\$850.43	\$831.71	\$831.71
55	\$850.05	\$850.05	\$831.34	\$831.34	\$980.13	\$980.13	\$1,044.42	\$1,044.42	\$888.28	\$888.28	\$868.72	\$868.72
56	\$889.32	\$889.32	\$869.74	\$869.74	\$1,025.40	\$1,025.40	\$1,092.66	\$1,092.66	\$929.30	\$929.30	\$908.84	\$908.84
57	\$928.96	\$928.96	\$908.51	\$908.51	\$1,071.11	\$1,071.11	\$1,141.37	\$1,141.37	\$970.73	\$970.73	\$949.36	\$949.36
58	\$971.27	\$971.27	\$949.89	\$949.89	\$1,119.90	\$1,119.90	\$1,193.36	\$1,193.36	\$1,014.94	\$1,014.94	\$992.60	\$992.60
59	\$992.24	\$992.24	\$970.40	\$970.40	\$1,144.07	\$1,144.07	\$1,219.12	\$1,219.12	\$1,036.85	\$1,036.85	\$1,014.02	\$1,014.02
60	\$1,034.55	\$1,034.55	\$1,011.78	\$1,011.78	\$1,192.86	\$1,192.86	\$1,271.10	\$1,271.10	\$1,081.07	\$1,081.07	\$1,057.27	\$1,057.27
61	\$1,071.14	\$1,071.14	\$1,047.57	\$1,047.57	\$1,235.05	\$1,235.05	\$1,316.06	\$1,316.06	\$1,119.31	\$1,119.31	\$1,094.66	\$1,094.66
62	\$1,095.16	\$1,095.16	\$1,071.05	\$1,071.05	\$1,262.74	\$1,262.74	\$1,345.57	\$1,345.57	\$1,144.40	\$1,144.40	\$1,119.21	\$1,119.21
63	\$1,125.27	\$1,125.27	\$1,100.51	\$1,100.51	\$1,297.46	\$1,297.46	\$1,382.57	\$1,382.57	\$1,175.87	\$1,175.87	\$1,149.98	\$1,149.98
64+	\$1,143.57	\$1,143.57	\$1,118.40	\$1,118.40	\$1,318.56	\$1,318.56	\$1,405.05	\$1,405.05	\$1,194.99	\$1,194.99	\$1,168.68	\$1,168.68

UnitedHealthcare of Pennsylvania, Inc.
Small Group
Plan Design Summary

HIOS Plan ID	Plan Marketing Name	Product	Metal	On/Off Exchange	Network	Rating Area	Counties Covered
24872PA0030001	UHC Navigate HSA Bronze 6850	HMO	Bronze	Off	UHCPA	1,2,3,4,5,6	RA 1-5 - All; RA 6 - Centre Only
24872PA0030002	UHC Navigate Gold 1500	HMO	Gold	Off	UHCPA	3,6,7,8,9	All - Except Centre
24872PA0030003	UHC Navigate Gold 1000	HMO	Gold	Off	UHCPA	3,6,7,8,9	All - Except Centre
24872PA0030005	UHC Navigate Silver 3500	HMO	Silver	Off	UHCPA	3,6,7,8,9	All - Except Centre
24872PA0030009	UHC Navigate HSA Silver 3500	HMO	Silver	Off	UHCPA	3,6,7,8,9	All - Except Centre

Company Name UnitedHealthcare of Pennsylvania, Inc.

Market Small Group

RATES FOR AGE 21, NON-TOBACCO USER, BY RATING AREA AND COUNTY

05-01-2023 Number of Covered Lives by Rating County				
HIOS Plan ID	Plan Marketing Name	Product	Metal	On/Off Exchange
24872PA0030001	UHC Navigate HSA Bronze 6850	HMO	Bronze	Off
24872PA0030002	UHC Navigate Gold 1500	HMO	Gold	Off
24872PA0030003	UHC Navigate Gold 1000	HMO	Gold	Off
24872PA0030005	UHC Navigate Silver 3500	HMO	Silver	Off
24872PA0030009	UHC Navigate HSA Silver 3500	HMO	Silver	Off

RATING AREA 1

0	0	0	0
Crawford	Clarion	Erie	Forest
\$313.07	\$313.07	\$313.07	\$313.07

0	2
Washington	Westmoreland

\$346.91

\$346.91

RATING AREA 5

0	0	0	0	0	0	0
Bedford	Blair	Clearfield	Cambria	Huntingdon	Jefferson	Somerset

\$347.67

\$347.67

\$347.67

\$347.67

\$347.67

\$347.67

\$347.67

RATING AREA 6

8	0	39
Centre	Columbia	Lehigh

\$359.11

\$433.01 \$433.01

\$461.40 \$461.40

\$392.43 \$392.43

\$383.78 \$383.78

7	0	40	0	21	0	0
Mifflin	Montour	Northampton	Northumberland	Schuylkill	Snyder	Union

RATING AREA 7

9	12	37	36
Adams	Berks	Lancaster	York

RATING AR

319
Bucks

\$433.01	\$433.01	\$433.01	\$433.01	\$433.01	\$433.01	\$433.01	\$447.87	\$447.87	\$447.87	\$447.87	\$420.61
\$461.40	\$461.40	\$461.40	\$461.40	\$461.40	\$461.40	\$461.40	\$477.24	\$477.24	\$477.24	\$477.24	\$448.19
\$392.43	\$392.43	\$392.43	\$392.43	\$392.43	\$392.43	\$392.43	\$405.90	\$405.90	\$405.90	\$405.90	\$381.19
\$383.78	\$383.78	\$383.78	\$383.78	\$383.78	\$383.78	\$383.78	\$396.95	\$396.95	\$396.95	\$396.95	\$372.80

Company Name:
Market:
Product:
Effective Date of Rates:

HIOS Plan ID (On Exchange)=>	24872PA0030005		24872PA0030009		24872PA0030002		24872PA0030003		24872PA0030005		24872PA0030009	
HIOS Plan ID (Off Exchange)=>	24872PA0030005		24872PA0030009		24872PA0030002		24872PA0030003		24872PA0030005		24872PA0030009	
Plan Marketing Name =>	UHC Navigate Silver 3500		UHC Navigate HSA Silver 3500		UHC Navigate Gold 1500		UHC Navigate Gold 1000		UHC Navigate Silver 3500		UHC Navigate HSA Silver 3500	
Form # =>	COC24.HMO.2018.SG.PA		COC24.HMO.2018.SG.PA		COC24.HMO.2018.SG.PA		COC24.HMO.2018.SG.PA		COC24.HMO.2018.SG.PA		COC24.HMO.2018.SG.PA	
Rating Area =>	Rating Area 8		Rating Area 8		Rating Area 9		Rating Area 9		Rating Area 9		Rating Area 9	
Network =>	UHC		UHC		UHC		UHC		UHC		UHC	
Metal =>	Silver		Silver		Gold		Gold		Silver		Silver	
Deductible =>	\$3,500		\$3,500		\$1,500		\$1,000		\$3,500		\$3,500	
Coinsurance =>	20%		0%		20%		0%		20%		0%	
Copays =>	\$40-\$80/\$120		\$30-\$60/\$100		\$30-\$60/\$100		\$30-\$60/\$100		\$40-\$80/\$120		\$30-\$60/\$100	
OOP Maximum =>	\$9,450		\$6,500		\$7,500		\$9,100		\$9,450		\$6,500	
Pediatric Dental (Yes/No) =>	Yes		Yes		Yes		Yes		Yes		Yes	
Age Band	Non-Tobacco	Tobacco	Non-Tobacco	Tobacco	Non-Tobacco	Tobacco	Non-Tobacco	Tobacco	Non-Tobacco	Tobacco	Non-Tobacco	Tobacco
0 - 14	\$298.46	\$298.46	\$291.88	\$291.88	\$344.13	\$344.13	\$366.69	\$366.69	\$311.88	\$311.88	\$305.01	\$305.01
15	\$324.99	\$324.99	\$317.82	\$317.82	\$374.72	\$374.72	\$399.28	\$399.28	\$339.60	\$339.60	\$332.12	\$332.12
16	\$335.13	\$335.13	\$327.74	\$327.74	\$386.41	\$386.41	\$411.74	\$411.74	\$350.20	\$350.20	\$342.48	\$342.48
17	\$345.27	\$345.27	\$337.66	\$337.66	\$398.11	\$398.11	\$424.21	\$424.21	\$360.80	\$360.80	\$352.85	\$352.85
18	\$356.20	\$356.20	\$348.35	\$348.35	\$410.70	\$410.70	\$437.63	\$437.63	\$372.21	\$372.21	\$364.01	\$364.01
19	\$367.12	\$367.12	\$359.03	\$359.03	\$423.30	\$423.30	\$451.05	\$451.05	\$383.63	\$383.63	\$375.18	\$375.18
20	\$378.44	\$378.44	\$370.09	\$370.09	\$436.34	\$436.34	\$464.95	\$464.95	\$395.45	\$395.45	\$386.74	\$386.74
21	\$390.14	\$390.14	\$381.54	\$381.54	\$449.84	\$449.84	\$479.33	\$479.33	\$407.68	\$407.68	\$398.70	\$398.70
22	\$390.14	\$390.14	\$381.54	\$381.54	\$449.84	\$449.84	\$479.33	\$479.33	\$407.68	\$407.68	\$398.70	\$398.70
23	\$390.14	\$390.14	\$381.54	\$381.54	\$449.84	\$449.84	\$479.33	\$479.33	\$407.68	\$407.68	\$398.70	\$398.70
24	\$390.14	\$390.14	\$381.54	\$381.54	\$449.84	\$449.84	\$479.33	\$479.33	\$407.68	\$407.68	\$398.70	\$398.70
25	\$391.70	\$391.70	\$383.07	\$383.07	\$451.64	\$451.64	\$481.25	\$481.25	\$409.31	\$409.31	\$400.29	\$400.29
26	\$399.50	\$399.50	\$390.70	\$390.70	\$460.64	\$460.64	\$490.83	\$490.83	\$417.46	\$417.46	\$408.27	\$408.27
27	\$408.87	\$408.87	\$399.85	\$399.85	\$471.43	\$471.43	\$502.34	\$502.34	\$427.25	\$427.25	\$417.84	\$417.84
28	\$424.08	\$424.08	\$414.73	\$414.73	\$488.98	\$488.98	\$521.03	\$521.03	\$443.15	\$443.15	\$433.39	\$433.39
29	\$436.57	\$436.57	\$426.94	\$426.94	\$503.37	\$503.37	\$536.37	\$536.37	\$456.19	\$456.19	\$446.15	\$446.15
30	\$442.81	\$442.81	\$433.05	\$433.05	\$510.57	\$510.57	\$544.04	\$544.04	\$462.72	\$462.72	\$452.52	\$452.52
31	\$452.17	\$452.17	\$442.20	\$442.20	\$521.36	\$521.36	\$555.54	\$555.54	\$472.50	\$472.50	\$462.09	\$462.09
32	\$461.54	\$461.54	\$451.36	\$451.36	\$532.16	\$532.16	\$567.05	\$567.05	\$482.29	\$482.29	\$471.66	\$471.66
33	\$467.39	\$467.39	\$457.08	\$457.08	\$538.91	\$538.91	\$574.24	\$574.24	\$488.40	\$488.40	\$477.64	\$477.64
34	\$473.63	\$473.63	\$463.19	\$463.19	\$546.11	\$546.11	\$581.91	\$581.91	\$494.92	\$494.92	\$484.02	\$484.02
35	\$476.75	\$476.75	\$466.24	\$466.24	\$549.70	\$549.70	\$585.74	\$585.74	\$498.18	\$498.18	\$487.21	\$487.21
36	\$479.87	\$479.87	\$469.29	\$469.29	\$553.30	\$553.30	\$589.58	\$589.58	\$501.45	\$501.45	\$490.40	\$490.40
37	\$482.99	\$482.99	\$472.35	\$472.35	\$556.90	\$556.90	\$593.41	\$593.41	\$504.71	\$504.71	\$493.59	\$493.59
38	\$486.11	\$486.11	\$475.40	\$475.40	\$560.50	\$560.50	\$597.25	\$597.25	\$507.97	\$507.97	\$496.78	\$496.78
39	\$492.36	\$492.36	\$481.50	\$481.50	\$567.70	\$567.70	\$604.91	\$604.91	\$514.49	\$514.49	\$503.16	\$503.16
40	\$498.60	\$498.60	\$487.61	\$487.61	\$574.90	\$574.90	\$612.58	\$612.58	\$521.02	\$521.02	\$509.54	\$509.54
41	\$507.96	\$507.96	\$496.77	\$496.77	\$585.69	\$585.69	\$624.09	\$624.09	\$530.80	\$530.80	\$519.11	\$519.11
42	\$516.94	\$516.94	\$505.54	\$505.54	\$596.04	\$596.04	\$635.11	\$635.11	\$540.18	\$540.18	\$528.28	\$528.28
43	\$529.42	\$529.42	\$517.75	\$517.75	\$610.43	\$610.43	\$650.45	\$650.45	\$553.22	\$553.22	\$541.04	\$541.04
44	\$545.03	\$545.03	\$533.01	\$533.01	\$628.43	\$628.43	\$669.62	\$669.62	\$569.53	\$569.53	\$556.98	\$556.98
45	\$563.36	\$563.36	\$550.94	\$550.94	\$649.57	\$649.57	\$692.15	\$692.15	\$588.69	\$588.69	\$575.72	\$575.72
46	\$585.21	\$585.21	\$572.31	\$572.31	\$674.76	\$674.76	\$719.00	\$719.00	\$611.52	\$611.52	\$598.05	\$598.05
47	\$609.79	\$609.79	\$596.35	\$596.35	\$703.10	\$703.10	\$749.19	\$749.19	\$637.20	\$637.20	\$623.17	\$623.17
48	\$637.88	\$637.88	\$623.82	\$623.82	\$735.49	\$735.49	\$783.70	\$783.70	\$666.56	\$666.56	\$651.87	\$651.87
49	\$665.58	\$665.58	\$650.91	\$650.91	\$767.43	\$767.43	\$817.74	\$817.74	\$695.50	\$695.50	\$680.18	\$680.18
50	\$696.79	\$696.79	\$681.43	\$681.43	\$803.41	\$803.41	\$856.08	\$856.08	\$728.12	\$728.12	\$712.08	\$712.08
51	\$727.61	\$727.61	\$711.57	\$711.57	\$838.95	\$838.95	\$893.95	\$893.95	\$760.32	\$760.32	\$743.58	\$743.58
52	\$761.55	\$761.55	\$744.77	\$744.77	\$878.09	\$878.09	\$935.65	\$935.65	\$795.79	\$795.79	\$778.26	\$778.26
53	\$795.89	\$795.89	\$778.34	\$778.34	\$917.67	\$917.67	\$977.83	\$977.83	\$831.67	\$831.67	\$813.35	\$813.35
54	\$832.95	\$832.95	\$814.59	\$814.59	\$960.41	\$960.41	\$1,023.37	\$1,023.37	\$870.40	\$870.40	\$851.22	\$851.22
55	\$870.01	\$870.01	\$850.83	\$850.83	\$1,003.14	\$1,003.14	\$1,068.91	\$1,068.91	\$909.13	\$909.13	\$889.10	\$889.10
56	\$910.20	\$910.20	\$890.13	\$890.13	\$1,049.48	\$1,049.48	\$1,118.28	\$1,118.28	\$951.12	\$951.12	\$930.17	\$930.17
57	\$950.77	\$950.77	\$929.81	\$929.81	\$1,096.26	\$1,096.26	\$1,168.13	\$1,168.13	\$993.52	\$993.52	\$971.63	\$971.63
58	\$994.08	\$994.08	\$972.16	\$972.16	\$1,146.19	\$1,146.19	\$1,221.33	\$1,221.33	\$1,038.77	\$1,038.77	\$1,015.89	\$1,015.89
59	\$1,015.53	\$1,015.53	\$993.15	\$993.15	\$1,170.93	\$1,170.93	\$1,247.70	\$1,247.70	\$1,061.19	\$1,061.19	\$1,037.82	\$1,037.82
60	\$1,058.84	\$1,058.84	\$1,035.50	\$1,035.50	\$1,220.87	\$1,220.87	\$1,300.90	\$1,300.90	\$1,106.44	\$1,106.44	\$1,082.07	\$1,082.07
61	\$1,096.29	\$1,096.29	\$1,072.13	\$1,072.13	\$1,264.05	\$1,264.05	\$1,346.92	\$1,346.92	\$1,145.58	\$1,145.58	\$1,120.35	\$1,120.35
62	\$1,120.87	\$1,120.87	\$1,096.16	\$1,096.16	\$1,292.39	\$1,292.39	\$1,377.12	\$1,377.12	\$1,171.26	\$1,171.26	\$1,145.47	\$1,145.47
63	\$1,151.69	\$1,151.69	\$1,126.31	\$1,126.31	\$1,327.93	\$1,327.93	\$1,414.98	\$1,414.98	\$1,203.47	\$1,203.47	\$1,176.96	\$1,176.96
64+	\$1,170.42	\$1,170.42	\$1,144.62	\$1,144.62	\$1,349.52	\$1,349.52	\$1,437.99	\$1,437.99	\$1,223.04	\$1,223.04	\$1,196.10	\$1,196.10

UnitedHealthcare of Pennsylvania, Inc.
Small Group
Plan Design Summary

HIOS Plan ID	Plan Marketing Name	Product	Metal	On/Off Exchange	Network	Rating Area	Counties Covered
24872PA0030001	UHC Navigate HSA Bronze 6850	HMO	Bronze	Off	UHCPA	1,2,3,4,5,6	RA 1-5 - All; RA 6 - Centre Only
24872PA0030002	UHC Navigate Gold 1500	HMO	Gold	Off	UHCPA	3,6,7,8,9	All - Except Centre
24872PA0030003	UHC Navigate Gold 1000	HMO	Gold	Off	UHCPA	3,6,7,8,9	All - Except Centre
24872PA0030005	UHC Navigate Silver 3500	HMO	Silver	Off	UHCPA	3,6,7,8,9	All - Except Centre
24872PA0030009	UHC Navigate HSA Silver 3500	HMO	Silver	Off	UHCPA	3,6,7,8,9	All - Except Centre

Company Name UnitedHealthcare of Pennsylvania, Inc.

Market Small Group

RATES FOR AGE 21, NON-TOBACCO USER, BY RATING AREA AND COUNTY

08-01-2023 Number of Covered Lives by Rating County				
HIOS Plan ID	Plan Marketing Name	Product	Metal	On/Off Exchange
24872PA0030001	UHC Navigate HSA Bronze 6850	HMO	Bronze	Off
24872PA0030002	UHC Navigate Gold 1500	HMO	Gold	Off
24872PA0030003	UHC Navigate Gold 1000	HMO	Gold	Off
24872PA0030005	UHC Navigate Silver 3500	HMO	Silver	Off
24872PA0030009	UHC Navigate HSA Silver 3500	HMO	Silver	Off

RATING AREA 1

0	0	0	0
Crawford	Clarion	Erie	Forest
\$320.41	\$320.41	\$320.41	\$320.41

0	2
Washington	Westmoreland

\$355.05

\$355.05

RATING AREA 5

0	0	0	0	0	0	0
Bedford	Blair	Clearfield	Cambria	Huntingdon	Jefferson	Somerset

\$355.83

\$355.83

\$355.83

\$355.83

\$355.83

\$355.83

\$355.83

RATING AREA 6

8	0	39	7
Centre	Columbia	Lehigh	Mifflin

\$367.53

\$443.17 \$443.17 \$443.17

\$472.23 \$472.23 \$472.23

\$401.63 \$401.63 \$401.63

\$392.79 \$392.79 \$392.79

0	40	0	21	0	0
Montour	Northampton	Northumberland	Schuylkill	Snyder	Union

RATING AREA 7

9	12	37	36
Adams	Berks	Lancaster	York

RATING AREA 8

319	150	118
Bucks	Chester	Delaware

\$443.17	\$443.17	\$443.17	\$443.17	\$443.17	\$443.17	\$458.38	\$458.38	\$458.38	\$458.38	\$430.48	\$430.48	\$430.48
\$472.23	\$472.23	\$472.23	\$472.23	\$472.23	\$472.23	\$488.44	\$488.44	\$488.44	\$488.44	\$458.71	\$458.71	\$458.71
\$401.63	\$401.63	\$401.63	\$401.63	\$401.63	\$401.63	\$415.42	\$415.42	\$415.42	\$415.42	\$390.14	\$390.14	\$390.14
\$392.79	\$392.79	\$392.79	\$392.79	\$392.79	\$392.79	\$406.27	\$406.27	\$406.27	\$406.27	\$381.54	\$381.54	\$381.54

Company Name:
Market:
Product:
Effective Date of Rates:

HIOS Plan ID (On Exchange)=>	24872PA0030005		24872PA0030009		24872PA0030002		24872PA0030003		24872PA0030005		24872PA0030009	
HIOS Plan ID (Off Exchange)=>	24872PA0030005		24872PA0030009		24872PA0030002		24872PA0030003		24872PA0030005		24872PA0030009	
Plan Marketing Name =>	UHC Navigate Silver 3500		UHC Navigate HSA Silver 3500		UHC Navigate Gold 1500		UHC Navigate Gold 1000		UHC Navigate Silver 3500		UHC Navigate HSA Silver 3500	
Form # =>	COC24.HMO.2018.SG.PA		COC24.HMO.2018.SG.PA		COC24.HMO.2018.SG.PA		COC24.HMO.2018.SG.PA		COC24.HMO.2018.SG.PA		COC24.HMO.2018.SG.PA	
Rating Area =>	Rating Area 8		Rating Area 8		Rating Area 9		Rating Area 9		Rating Area 9		Rating Area 9	
Network =>	UHC		UHC		UHC		UHC		UHC		UHC	
Metal =>	Silver		Silver		Gold		Gold		Silver		Silver	
Deductible =>	\$3,500		\$3,500		\$1,500		\$1,000		\$3,500		\$3,500	
Coinsurance =>	20%		0%		20%		0%		20%		0%	
Copays =>	\$40-\$80/\$120		\$30-\$60/\$100		\$30-\$60/\$100		\$30-\$60/\$100		\$40-\$80/\$120		\$30-\$60/\$100	
OOP Maximum =>	\$9,450		\$6,500		\$7,500		\$9,100		\$9,450		\$6,500	
Pediatric Dental (Yes/No) =>	Yes		Yes		Yes		Yes		Yes		Yes	
Age Band	Non-Tobacco	Tobacco	Non-Tobacco	Tobacco	Non-Tobacco	Tobacco	Non-Tobacco	Tobacco	Non-Tobacco	Tobacco	Non-Tobacco	Tobacco
0 - 14	\$305.30	\$305.30	\$298.57	\$298.57	\$352.01	\$352.01	\$375.09	\$375.09	\$319.02	\$319.02	\$312.00	\$312.00
15	\$332.43	\$332.43	\$325.11	\$325.11	\$383.30	\$383.30	\$408.44	\$408.44	\$347.38	\$347.38	\$339.73	\$339.73
16	\$342.81	\$342.81	\$335.26	\$335.26	\$395.27	\$395.27	\$421.18	\$421.18	\$358.22	\$358.22	\$350.33	\$350.33
17	\$353.19	\$353.19	\$345.41	\$345.41	\$407.23	\$407.23	\$433.93	\$433.93	\$369.06	\$369.06	\$360.94	\$360.94
18	\$364.36	\$364.36	\$356.33	\$356.33	\$420.12	\$420.12	\$447.66	\$447.66	\$380.74	\$380.74	\$372.36	\$372.36
19	\$375.53	\$375.53	\$367.26	\$367.26	\$433.00	\$433.00	\$461.39	\$461.39	\$392.42	\$392.42	\$383.78	\$383.78
20	\$387.11	\$387.11	\$378.58	\$378.58	\$446.35	\$446.35	\$475.61	\$475.61	\$404.51	\$404.51	\$395.60	\$395.60
21	\$399.08	\$399.08	\$390.29	\$390.29	\$460.15	\$460.15	\$490.32	\$490.32	\$417.02	\$417.02	\$407.84	\$407.84
22	\$399.08	\$399.08	\$390.29	\$390.29	\$460.15	\$460.15	\$490.32	\$490.32	\$417.02	\$417.02	\$407.84	\$407.84
23	\$399.08	\$399.08	\$390.29	\$390.29	\$460.15	\$460.15	\$490.32	\$490.32	\$417.02	\$417.02	\$407.84	\$407.84
24	\$399.08	\$399.08	\$390.29	\$390.29	\$460.15	\$460.15	\$490.32	\$490.32	\$417.02	\$417.02	\$407.84	\$407.84
25	\$400.68	\$400.68	\$391.85	\$391.85	\$461.99	\$461.99	\$492.28	\$492.28	\$418.69	\$418.69	\$409.47	\$409.47
26	\$408.66	\$408.66	\$399.66	\$399.66	\$471.19	\$471.19	\$502.09	\$502.09	\$427.03	\$427.03	\$417.63	\$417.63
27	\$418.24	\$418.24	\$409.02	\$409.02	\$482.24	\$482.24	\$513.86	\$513.86	\$437.04	\$437.04	\$427.42	\$427.42
28	\$433.80	\$433.80	\$424.25	\$424.25	\$500.18	\$500.18	\$532.98	\$532.98	\$453.30	\$453.30	\$443.32	\$443.32
29	\$446.57	\$446.57	\$436.73	\$436.73	\$514.91	\$514.91	\$548.67	\$548.67	\$466.65	\$466.65	\$456.37	\$456.37
30	\$452.96	\$452.96	\$442.98	\$442.98	\$522.27	\$522.27	\$556.51	\$556.51	\$473.32	\$473.32	\$462.90	\$462.90
31	\$462.53	\$462.53	\$452.35	\$452.35	\$533.31	\$533.31	\$568.28	\$568.28	\$483.33	\$483.33	\$472.69	\$472.69
32	\$472.11	\$472.11	\$461.71	\$461.71	\$544.36	\$544.36	\$580.05	\$580.05	\$493.33	\$493.33	\$482.47	\$482.47
33	\$478.10	\$478.10	\$467.57	\$467.57	\$551.26	\$551.26	\$587.40	\$587.40	\$499.59	\$499.59	\$488.59	\$488.59
34	\$484.48	\$484.48	\$473.81	\$473.81	\$558.62	\$558.62	\$595.25	\$595.25	\$506.26	\$506.26	\$495.12	\$495.12
35	\$487.68	\$487.68	\$476.93	\$476.93	\$562.30	\$562.30	\$599.17	\$599.17	\$509.60	\$509.60	\$498.38	\$498.38
36	\$490.87	\$490.87	\$480.06	\$480.06	\$565.98	\$565.98	\$603.09	\$603.09	\$512.93	\$512.93	\$501.64	\$501.64
37	\$494.06	\$494.06	\$483.18	\$483.18	\$569.67	\$569.67	\$607.02	\$607.02	\$516.27	\$516.27	\$504.91	\$504.91
38	\$497.25	\$497.25	\$486.30	\$486.30	\$573.35	\$573.35	\$610.94	\$610.94	\$519.61	\$519.61	\$508.17	\$508.17
39	\$503.64	\$503.64	\$492.55	\$492.55	\$580.71	\$580.71	\$618.78	\$618.78	\$526.28	\$526.28	\$514.69	\$514.69
40	\$510.02	\$510.02	\$498.79	\$498.79	\$588.07	\$588.07	\$626.63	\$626.63	\$532.95	\$532.95	\$521.22	\$521.22
41	\$519.60	\$519.60	\$508.16	\$508.16	\$599.12	\$599.12	\$638.40	\$638.40	\$542.96	\$542.96	\$531.01	\$531.01
42	\$528.78	\$528.78	\$517.13	\$517.13	\$609.70	\$609.70	\$649.67	\$649.67	\$552.55	\$552.55	\$540.39	\$540.39
43	\$541.55	\$541.55	\$529.62	\$529.62	\$624.42	\$624.42	\$665.36	\$665.36	\$565.90	\$565.90	\$553.44	\$553.44
44	\$557.51	\$557.51	\$545.24	\$545.24	\$642.83	\$642.83	\$684.98	\$684.98	\$582.58	\$582.58	\$569.75	\$569.75
45	\$576.27	\$576.27	\$563.58	\$563.58	\$664.46	\$664.46	\$708.02	\$708.02	\$602.18	\$602.18	\$588.92	\$588.92
46	\$598.62	\$598.62	\$585.44	\$585.44	\$690.23	\$690.23	\$735.48	\$735.48	\$625.53	\$625.53	\$611.76	\$611.76
47	\$623.76	\$623.76	\$610.02	\$610.02	\$719.21	\$719.21	\$766.37	\$766.37	\$651.80	\$651.80	\$637.45	\$637.45
48	\$652.50	\$652.50	\$638.12	\$638.12	\$752.35	\$752.35	\$801.67	\$801.67	\$681.83	\$681.83	\$666.82	\$666.82
49	\$680.83	\$680.83	\$665.83	\$665.83	\$785.02	\$785.02	\$836.49	\$836.49	\$711.44	\$711.44	\$695.78	\$695.78
50	\$712.76	\$712.76	\$697.06	\$697.06	\$821.83	\$821.83	\$875.71	\$875.71	\$744.80	\$744.80	\$728.40	\$728.40
51	\$744.28	\$744.28	\$727.89	\$727.89	\$858.18	\$858.18	\$914.45	\$914.45	\$777.74	\$777.74	\$760.62	\$760.62
52	\$779.00	\$779.00	\$761.85	\$761.85	\$898.21	\$898.21	\$957.10	\$957.10	\$814.02	\$814.02	\$796.10	\$796.10
53	\$814.12	\$814.12	\$796.19	\$796.19	\$938.71	\$938.71	\$1,000.25	\$1,000.25	\$850.72	\$850.72	\$831.99	\$831.99
54	\$852.04	\$852.04	\$833.27	\$833.27	\$982.42	\$982.42	\$1,046.83	\$1,046.83	\$890.34	\$890.34	\$870.74	\$870.74
55	\$889.95	\$889.95	\$870.35	\$870.35	\$1,026.13	\$1,026.13	\$1,093.41	\$1,093.41	\$929.95	\$929.95	\$909.48	\$909.48
56	\$931.05	\$931.05	\$910.55	\$910.55	\$1,073.53	\$1,073.53	\$1,143.92	\$1,143.92	\$972.91	\$972.91	\$951.49	\$951.49
57	\$972.56	\$972.56	\$951.14	\$951.14	\$1,121.39	\$1,121.39	\$1,194.91	\$1,194.91	\$1,016.28	\$1,016.28	\$993.91	\$993.91
58	\$1,016.86	\$1,016.86	\$994.46	\$994.46	\$1,172.46	\$1,172.46	\$1,249.34	\$1,249.34	\$1,062.57	\$1,062.57	\$1,039.18	\$1,039.18
59	\$1,038.81	\$1,038.81	\$1,015.92	\$1,015.92	\$1,197.77	\$1,197.77	\$1,276.30	\$1,276.30	\$1,085.50	\$1,085.50	\$1,061.61	\$1,061.61
60	\$1,083.10	\$1,083.10	\$1,059.25	\$1,059.25	\$1,248.85	\$1,248.85	\$1,330.73	\$1,330.73	\$1,131.79	\$1,131.79	\$1,106.88	\$1,106.88
61	\$1,121.41	\$1,121.41	\$1,096.71	\$1,096.71	\$1,293.02	\$1,293.02	\$1,377.80	\$1,377.80	\$1,171.83	\$1,171.83	\$1,146.03	\$1,146.03
62	\$1,146.56	\$1,146.56	\$1,121.30	\$1,121.30	\$1,322.01	\$1,322.01	\$1,408.69	\$1,408.69	\$1,198.10	\$1,198.10	\$1,171.72	\$1,171.72
63	\$1,178.08	\$1,178.08	\$1,152.14	\$1,152.14	\$1,358.36	\$1,358.36	\$1,447.42	\$1,447.42	\$1,231.04	\$1,231.04	\$1,203.94	\$1,203.94
64+	\$1,197.24	\$1,197.24	\$1,170.87	\$1,170.87	\$1,380.45	\$1,380.45	\$1,470.96	\$1,470.96	\$1,251.06	\$1,251.06	\$1,223.52	\$1,223.52

UnitedHealthcare of Pennsylvania, Inc.
Small Group
Plan Design Summary

HIOS Plan ID	Plan Marketing Name	Product	Metal	On/Off Exchange	Network	Rating Area	Counties Covered
24872PA0030001	UHC Navigate HSA Bronze 6850	HMO	Bronze	Off	UHCPA	1,2,3,4,5,6	RA 1-5 - All; RA 6 - Centre Only
24872PA0030002	UHC Navigate Gold 1500	HMO	Gold	Off	UHCPA	3,6,7,8,9	All - Except Centre
24872PA0030003	UHC Navigate Gold 1000	HMO	Gold	Off	UHCPA	3,6,7,8,9	All - Except Centre
24872PA0030005	UHC Navigate Silver 3500	HMO	Silver	Off	UHCPA	3,6,7,8,9	All - Except Centre
24872PA0030009	UHC Navigate HSA Silver 3500	HMO	Silver	Off	UHCPA	3,6,7,8,9	All - Except Centre

Company Name UnitedHealthcare of Pennsylvania, Inc.

Market Small Group

RATES FOR AGE 21, NON-TOBACCO USER, BY RATING AREA AND COUNTY

11-01-2023 Number of Covered Lives by Rating County				
HIOS Plan ID	Plan Marketing Name	Product	Metal	On/Off Exchange
24872PA0030001	UHC Navigate HSA Bronze 6850	HMO	Bronze	Off
24872PA0030002	UHC Navigate Gold 1500	HMO	Gold	Off
24872PA0030003	UHC Navigate Gold 1000	HMO	Gold	Off
24872PA0030005	UHC Navigate Silver 3500	HMO	Silver	Off
24872PA0030009	UHC Navigate HSA Silver 3500	HMO	Silver	Off

RATING AREA 1

0	0	0	0
Crawford	Clarion	Erie	Forest
\$327.76	\$327.76	\$327.76	\$327.76

0	2
Washington	Westmoreland
\$363.18	\$363.18

RATING AREA 5

0	0	0	0	0	0	0
Bedford	Blair	Clearfield	Cambria	Huntingdon	Jefferson	Somerset
\$363.99	\$363.99	\$363.99	\$363.99	\$363.99	\$363.99	\$363.99

RATING AREA 6

8	0	39	7
Centre	Columbia	Lehigh	Mifflin
\$375.96			

\$453.33 \$453.33 \$453.33
 \$483.05 \$483.05 \$483.05
 \$410.84 \$410.84 \$410.84
 \$401.79 \$401.79 \$401.79

0	40	0	21	0	0
Montour	Northampton	Northumberland	Schuylkill	Snyder	Union

RATING AREA 7

9	12	37	36
Adams	Berks	Lancaster	York

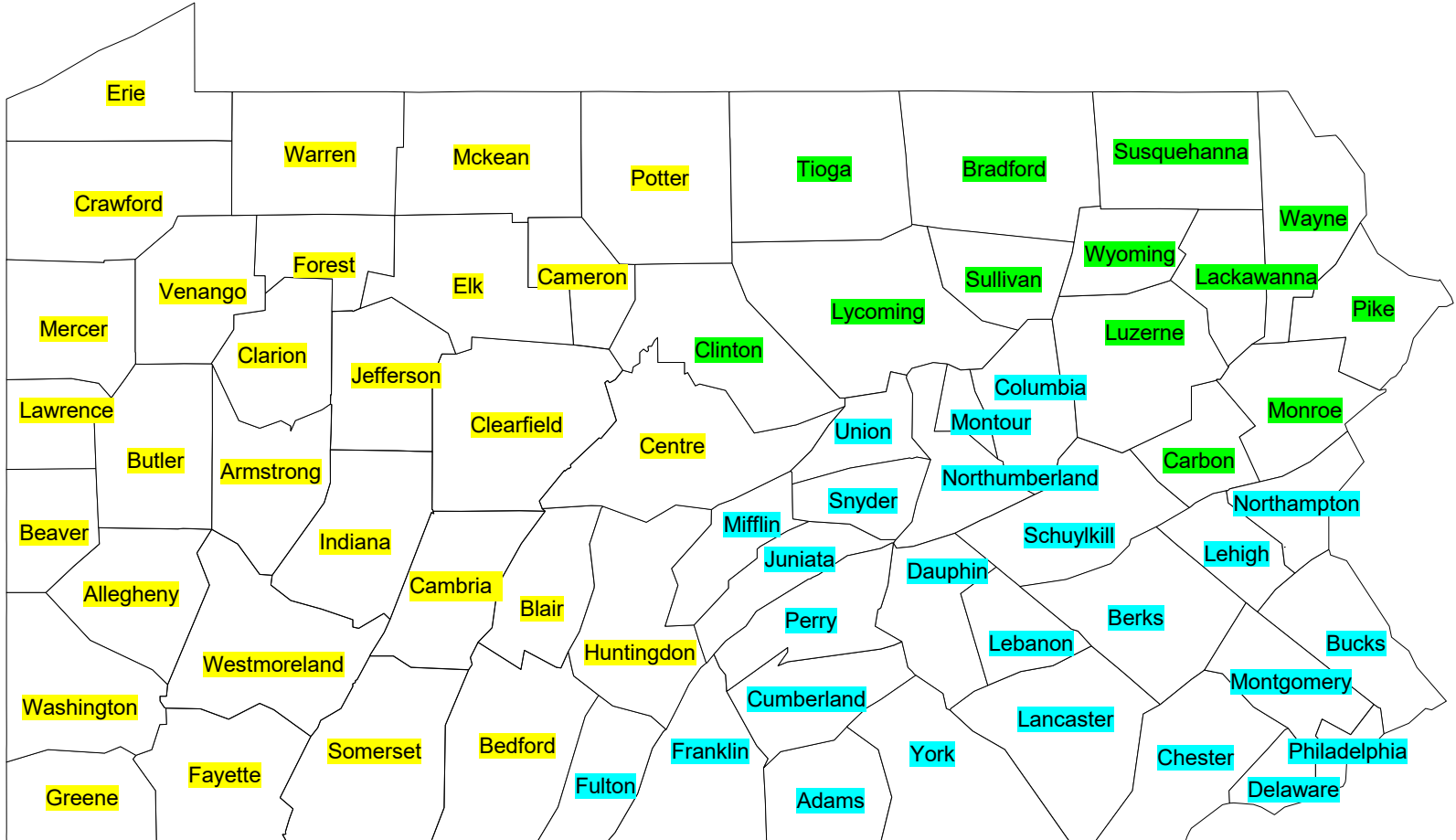
RATING AREA 8

319	150	118
Bucks	Chester	Delaware

\$453.33	\$453.33	\$453.33	\$453.33	\$453.33	\$453.33	\$468.88	\$468.88	\$468.88	\$468.88	\$440.35	\$440.35	\$440.35
\$483.05	\$483.05	\$483.05	\$483.05	\$483.05	\$483.05	\$499.63	\$499.63	\$499.63	\$499.63	\$469.22	\$469.22	\$469.22
\$410.84	\$410.84	\$410.84	\$410.84	\$410.84	\$410.84	\$424.94	\$424.94	\$424.94	\$424.94	\$399.08	\$399.08	\$399.08
\$401.79	\$401.79	\$401.79	\$401.79	\$401.79	\$401.79	\$415.58	\$415.58	\$415.58	\$415.58	\$390.29	\$390.29	\$390.29

Issuer: UHIC & UHCPA

Market: Market Numbers – Plan Availability



Key	
[Cyan]	Markets 556 & 558
[Yellow]	Markets 560, 561 & 562
[Green]	Market 557

A	B	C	D	E	F	G	H	I	J	K	L	M	N	O	P	Q	R	S	T					
1	Unified Rate Review v6.0															<p>To add a product to Worksheet 2 - Plan Product Info, select the Add Product button or Ctrl + Shift + P. To add a plan to Worksheet 2 - Plan Product Info, select the Add Plan button or Ctrl + Shift + L. To validate, select the Validate button or Ctrl + Shift + I. To finalize, select the Finalize button or Ctrl + Shift + F.</p>								
2																								
3	Company Legal Name:	UnitedHealthcare of Pennsylvania, Inc.																						
4	HIOS Issuer ID:	24872	State:	PA																				
5	Effective Date of Rate Change(s):	1/1/2024	Market:	Small Group																				
6																								
7																								
8	Market Level Calculations (Same for all Plans)																							
9																								
10																								
11	Section I: Experience Period Data																							
12	Experience Period:	1/1/2022		to	12/31/2022																			
13				Total	PMPM																			
14	Allowed Claims			\$8,013,602.39			\$513.53																	
15	Reinsurance			\$0.00			\$0.00																	
16	Incurred Claims in Experience Period			\$6,591,864.55			\$422.42																	
17	Risk Adjustment			-\$1,479,471.01			-\$94.81																	
18	Experience Period Premium			\$7,373,689.70			\$472.52																	
19	Experience Period Member Months			15,605																				
20																								
21	Section II: Projections																							
22	Benefit Category	Experience Period Index Rate PMPM	Year 1 Trend				Year 2 Trend				Trended EHB Allowed Claims PMPM													
23			Cost	Utilization	Cost	Utilization	Cost	Utilization	Cost	Utilization														
24	Inpatient Hospital	\$175.29	1.037	1.045	1.037	1.045	1.037	1.045	1.037	1.045	\$205.85													
25	Outpatient Hospital	\$151.58	1.037	1.045	1.037	1.045	1.037	1.045	1.037	1.045	\$178.00													
26	Professional	\$111.28	1.037	1.045	1.037	1.045	1.037	1.045	1.037	1.045	\$130.68													
27	Other Medical	\$0.99	1.037	1.045	1.037	1.045	1.037	1.045	1.037	1.045	\$1.16													
28	Capitation	\$13.75	1.037	1.045	1.037	1.045	1.037	1.045	1.037	1.045	\$16.15													
29	Prescription Drug	\$60.11	1.037	1.045	1.037	1.045	1.037	1.045	1.037	1.045	\$70.59													
30	Total	\$513.00									\$602.43													
31																								
32	Morbidity Adjustment			1.000																				
33	Demographic Shift			0.999																				
34	Plan Design Changes			1.000																				
35	Other			0.763																				
36	Adjusted Trended EHB Allowed Claims PMPM for	1/1/2024		\$459.20																				
37																								
38	Manual EHB Allowed Claims PMPM			\$535.13																				
39	Applied Credibility %			7.00%																				
40																								
41																								
42			1/1/2024		\$529.82	\$9,127,738.96																		
43	Projected Index Rate for			\$0.00			\$0.00																	
44	Reinsurance			-\$54.93			-\$946,334.04																	
45	Risk Adjustment Payment/Charge			0.00%			\$0.00																	
46	Exchange User Fees			\$584.75			\$10,074,073.00																	
47	Market Adjusted Index Rate																							
48	Projected Member Months			17,228																				
49																								
50	<p>Information Not Releasable to the Public Unless Authorized by Law: This information has not been publically disclosed and may be privileged and confidential. It is for internal government use only and must not be disseminated, distributed, or copied to persons not authorized to receive the information. Unauthorized disclosure may result in prosecution to the full extent of the law.</p>																							
51																								

Product-Plan Data Collection

Company Legal Name: **UnitedHealthcare of Pennsylvania, Inc.**
 HIOS Issuer ID: **24872** State: **PA**
 Effective Date of Rate Change(s): **1/1/2024** Market: **Small Group**

To add a product to Worksheet 2 - Plan Product Info, select the Add Product button or Ctrl + Shift + P.
 To add a plan to Worksheet 2 - Plan Product Info, select the Add Plan button or Ctrl + Shift + L.
 To validate, select the Validate button or Ctrl + Shift + I.
 To finalize, select the Finalize button or Ctrl + Shift + F.
 To remove a product, navigate to the corresponding Product Name/Product ID field and select the Remove Product button or Ctrl + Shift + Q.
 To remove a plan, navigate to the corresponding Plan Name/Plan ID field and select the Remove Plan button or Ctrl + Shift + A.

Product/Plan Level Calculations

Field #	Section I: General Product and Plan Information									
1.1	Product Name	24872PA003 Plans								
1.2	Product ID	24872PA003								
1.3	Plan Name	DH85	CVOY	CVOZ	DH9I	DH9M	CVO2	CVO4	CVO5	CVO6
1.4	Plan ID (Standard Component ID)	24872PA0030001	24872PA0030002	24872PA0030003	24872PA0030004	24872PA0030005	24872PA0030009	24872PA0030004	24872PA0030006	24872PA0030007
1.5	Metal	Bronze	Gold	Gold	Silver	Silver	Gold	Silver	Silver	Silver
1.6	AV Metal Value	0.649	0.782	0.781	0.717	0.718	0.783	0.689	0.720	0.709
1.7	Plan Category	Renewing	Renewing	Renewing	Renewing	Renewing	Terminated	Terminated	Terminated	Terminated
1.8	Plan Type	HMO	HMO	HMO	HMO	HMO	HMO	HMO	HMO	HMO
1.9	Exchange Plan?	No	No	No	No	No	No	No	No	No
1.10	Effective Date of Proposed Rates	1/1/2024	1/1/2024	1/1/2024	1/1/2024	1/1/2024	1/1/2024	1/1/2024	1/1/2024	1/1/2024
1.11	Cumulative Rate Change % (over 12 mos prior)	7.07%	10.63%	10.40%	11.05%	9.43%	0.00%	0.00%	0.00%	0.00%
1.12	Product Rate Increase %	10.30%								
1.13	Submission Level Rate Increase %	10.30%								

Worksheet 1 Totals	Section II: Experience Period and Current Plan Level Information											
2.1	Plan ID (Standard Component ID)	Total	24872PA0030001	24872PA0030002	24872PA0030003	24872PA0030004	24872PA0030005	24872PA0030009	24872PA0030004	24872PA0030006	24872PA0030007	24872PA0030008
\$8,013,602	2.2 Allowed Claims	\$8,013,602	\$63,576	\$635,865	\$1,120,858	\$2,855,697	\$2,141,274	\$303,005	\$253,574	\$360,110	\$279,642	
\$0	2.3 Reinsurance	\$0	\$0	\$0	\$0	\$0	\$0	\$0	\$0	\$0	\$0	
	2.4 Member Cost Sharing	\$1,421,738	\$21,507	\$172,338	\$210,836	\$294,482	\$380,971	\$54,762	\$79,339	\$138,484	\$69,017	
	2.5 Cost Sharing Reduction	\$0	\$0	\$0	\$0	\$0	\$0	\$0	\$0	\$0	\$0	
\$6,591,865	2.6 Incurred Claims	\$6,591,865	\$42,069	\$463,527	\$910,022	\$2,561,215	\$1,760,304	\$248,243	\$174,234	\$221,626	\$210,625	
-\$1,479,471	2.7 Risk Adjustment Transfer Amount	-\$1,479,471	-\$25,780	-\$175,531	-\$335,578	-\$257,958	-\$295,654	-\$98,826	-\$104,067	-\$110,821	-\$75,255	
\$7,373,690	2.8 Premium	\$7,373,690	\$128,488	\$874,846	\$1,672,524	\$1,285,665	\$1,473,541	\$492,550	\$518,671	\$552,332	\$375,073	
15,605	2.9 Experience Period Member Months	15,605	297	1,984	3,041	3,041	3,346	895	1,094	1,116	791	
	2.10 Current Enrollment	1,411	24	197	270	325	289	59	88	100	59	
	2.11 Current Premium PMPM	\$479.51	\$471.47	\$465.34	\$558.93	\$435.19	\$449.19	\$557.26	\$457.33	\$496.24	\$486.15	
	2.12 Loss Ratio	111.84%	40.96%	66.28%	68.07%	249.22%	149.45%	63.05%	42.02%	50.20%	70.25%	
	Per Member Per Month											
	2.13 Allowed Claims	\$513.53	\$214.06	\$320.50	\$368.58	\$939.07	\$639.95	\$338.55	\$231.79	\$322.68	\$353.53	
	2.14 Reinsurance	\$0.00	\$0.00	\$0.00	\$0.00	\$0.00	\$0.00	\$0.00	\$0.00	\$0.00	\$0.00	
	2.15 Member Cost Sharing	\$91.11	\$72.41	\$86.86	\$69.33	\$96.84	\$113.86	\$61.19	\$72.52	\$124.09	\$87.25	
	2.16 Cost Sharing Reduction	\$0.00	\$0.00	\$0.00	\$0.00	\$0.00	\$0.00	\$0.00	\$0.00	\$0.00	\$0.00	
	2.17 Incurred Claims	\$422.42	\$141.65	\$233.63	\$299.25	\$842.23	\$526.09	\$277.37	\$159.26	\$198.59	\$266.28	
	2.18 Risk Adjustment Transfer Amount	-\$94.81	-\$86.80	-\$88.47	-\$110.35	-\$84.83	-\$88.36	-\$110.42	-\$95.13	-\$99.30	-\$95.14	
	2.19 Premium	\$472.52	\$432.62	\$440.95	\$549.99	\$422.78	\$440.39	\$550.33	\$474.11	\$494.92	\$474.18	

Section III: Plan Adjustment Factors										
3.1	Plan ID (Standard Component ID)	24872PA0030001 24872PA0030002 24872PA0030003 24872PA0030004 24872PA0030005 24872PA0030009 24872PA0030004 24872PA0030006 24872PA0030007 24872PA0030008								
3.2	Market Adjusted Index Rate	\$584.75								
3.3	AV and Cost Sharing Design of Plan	0.6644	0.8011	0.8537	0.7261	0.7101	0.0000	0.0000	0.0000	0.0000
3.4	Provider Network Adjustment	1.0000	1.0000	1.0000	1.0000	1.0000	1.0000	1.0000	1.0000	1.0000
3.5	Benefits in Addition to EHB	1.0010	1.0010	1.0010	1.0010	1.0010	1.0000	1.0000	1.0000	1.0000
Administrative Costs										
3.6	Administrative Expense	16.30%	16.30%	16.30%	16.30%	16.30%	0.00%	0.00%	0.00%	0.00%
3.7	Taxes and Fees	0.67%	0.67%	0.67%	0.67%	0.67%	0.00%	0.00%	0.00%	0.00%
3.8	Profit & Risk Load	2.00%	2.00%	2.00%	2.00%	2.00%	0.00%	0.00%	0.00%	0.00%
3.9	Catastrophic Adjustment	1.0000	1.0000	1.0000	1.0000	1.0000	1.0000	1.0000	1.0000	1.0000
3.10	Plan Adjusted Index Rate	\$479.94	\$578.69	\$616.69	\$524.51	\$512.95	\$0.00	\$0.00	\$0.00	\$0.00

3.11	Age Calibration Factor	0.7186	0.7186							
3.12	Geographic Calibration Factor	1.1337	1.1337							
3.13	Tobacco Calibration Factor	1.0000	1.0000							
3.14	Calibrated Plan Adjusted Index Rate	\$391.00	\$471.44	\$502.40	\$427.31	\$417.89	\$0.00	\$0.00	\$0.00	\$0.00

Section IV: Projected Plan Level Information											
4.1	Plan ID (Standard Component ID)	Total	24872PA0030001	24872PA0030002	24872PA0030003	24872PA0030005	24872PA0030009	24872PA0030004	24872PA0030006	24872PA0030007	24872PA0030008
\$9,136,876	4.2 Allowed Claims	\$9,136,876	\$138,584	\$1,482,506	\$2,103,585	\$2,920,473	\$2,491,727	\$0	\$0	\$0	\$0
\$0	4.3 Reinsurance	\$0	\$0	\$0	\$0	\$0	\$0	\$0	\$0	\$0	\$0
\$2,183,713	4.4 Member Cost Sharing	\$2,183,713	\$42,033	\$329,355	\$360,036	\$761,775	\$690,513	\$0	\$0	\$0	\$0
\$0	4.5 Cost Sharing Reduction	\$0	\$0	\$0	\$0	\$0	\$0	\$0	\$0	\$0	\$0
\$6,953,163	4.6 Incurred Claims	\$6,953,163	\$96,551	\$1,153,151	\$1,743,549	\$2,158,698	\$1,801,214	\$0	\$0	\$0	\$0
-\$720,130	4.7 Risk Adjustment Transfer Amount	-\$720,130	-\$11,453	-\$113,445	-\$160,972	-\$234,331	-\$199,929	\$0	\$0	\$0	\$0
\$9,470,789	4.8 Premium	\$9,470,789	\$131,504	\$1,570,562	\$2,374,856	\$2,940,411	\$2,453,457	\$0	\$0	\$0	\$0
17,228	4.9 Projected Member Months	17,228	274	2,714	3,851	5,606	4,783	0	0	0	0
79.46%	4.10 Loss Ratio	79.46%	80.43%	79.14%	78.76%	79.77%	79.93%	#DIV/0!	#DIV/0!	#DIV/0!	#DIV/0!

Per Member Per Month											
4.11	Allowed Claims	\$530.35	\$505.78	\$546.24	\$546.24	\$520.95	\$520.95	#DIV/0!	#DIV/0!	#DIV/0!	#DIV/0!
4.12	Reinsurance	\$0.00	\$0.00	\$0.00	\$0.00	\$0.00	\$0.00	#DIV/0!	#DIV/0!	#DIV/0!	#DIV/0!
4.13	Member Cost Sharing	\$126.75	\$153.41	\$121.35	\$93.49	\$135.89	\$144.37	#DIV/0!	#DIV/0!	#DIV/0!	#DIV/0!
4.14	Cost Sharing Reduction	\$0.00	\$0.00	\$0.00	\$0.00	\$0.00	\$0.00	#DIV/0!	#DIV/0!	#DIV/0!	#DIV/0!
4.15	Incurred Claims	\$403.60	\$352.38	\$424.89	\$452.75	\$385.07	\$376.59	#DIV/0!	#DIV/0!	#DIV/0!	#DIV/0!
4.16	Risk Adjustment Transfer Amount	-\$41.80	-\$41.80	-\$41.80	-\$41.80	-\$41.80	-\$41.80	#DIV/0!	#DIV/0!	#DIV/0!	#DIV/0!
4.17	Premium	\$549.73	\$479.94	\$578.69	\$616.69	\$524.51	\$512.95	#DIV/0!	#DIV/0!	#DIV/0!	#DIV/0!

Rating Area Data Collection

Rating Area	Rating Factor
Rating Area 1	0.7825
Rating Area 2	0.7673
Rating Area 3	0.9197
Rating Area 4	0.8671
Rating Area 5	0.8690
Rating Area 6	0.8976
Rating Area 7	0.9284
Rating Area 8	0.8719
Rating Area 9	0.9111

**Federal Rate Filing Justification Part III
Actuarial Memorandum and Certification**

UnitedHealthcare of Pennsylvania, Inc.

NAIC: 79413

FEIN: 36-2739571

State of Pennsylvania Rate Review

Table of Contents

Section 1: Purpose	2
Section 2: General Information	3
Section 3: Proposed Rate Changes	3
Section 4: Experience and Current Period Premium, Claims and Enrollment	5
Section 5: Benefit Categories.....	6
Section 6: Projection Factors.....	7
Section 7: Credibility Manual Rate Development	8
Section 8: Credibility of Experience.....	9
Section 9: Development of Projected Index Rate	9
Section 10: Development of the Market-wide Adjusted Index Rate	10
Section 11: Plan Adjusted Index Rate.....	11
Section 12: Calibration	12
Section 13: Consumer Adjusted Premium Rate Development	13
Section 14: Projected Loss Ratio	13
Section 15: AV Metal Values	14
Section 16: Membership Projections	15
Section 17: Terminated Plans and Products	15
Section 18: Plan Type.....	15
Section 19: Reliance	15
Section 20: Actuarial Certification.....	16

Section 1: Purpose

The following is a rate filing prepared by UnitedHealthcare of Pennsylvania, Inc.. This filing has been prepared to provide the necessary information required by the Department of Health and Human Services and the state of Pennsylvania. The purpose of this memorandum is to provide information relevant to the Federal Part I Unified Rate Review Template (URRT).

This filing establishes rates intended to be used for non-grandfathered PPACA compliant small group health benefit plans sold off the Small Business Health Options Program in Pennsylvania for the 2024 plan year. A rate increase is being filed at this time. The rates and other information in this submission are based on the current regulations and guidance from HHS. Changes to this filing may be necessary if there are revisions to the regulations or updated guidance from HHS.

This memorandum is intended solely for the information of and use by the Department of Health and Human Services and the Pennsylvania Insurance Department (PID). It will demonstrate compliance with state and federal laws and regulations related to the development of the index rate and allowable rating factors and is not intended to be used for any other purpose.

The attached document contains confidential, proprietary information and trade secrets. This information is strictly confidential and protected from disclosure by 40 P.S. § 65.2-A . If the prohibition against disclosure by the Pennsylvania Insurance Department (PID) is reassessed at a later date, it may not be disclosed to any other state or federal regulatory agencies unless the recipient agrees in writing prior to receipt to maintain the confidentiality of the information.

Section 2: General Information

Company Identifying Information

Company Legal Name: UnitedHealthcare of Pennsylvania, Inc.
State: Pennsylvania
HIOS Issuer ID: 24872
Market: Small Business, 1-50
Proposed Effective Date: January, 1 2024

Primary Contact Information



Section 3: Proposed Rate Changes

The proposed change in rates for this filing is 10.3% compared to the prior filing. The change in geographic rating factors ranges from -2% to 0% and averages to -0.22% based on the current inforce population. These changes are applied uniformly to all plans within a rating area. The proposed pricing trend is 9.6% annually.

The primary drivers of the proposed rate changes are the following:

- Changes in medical service costs
 - Increasing Cost of Medical Services – Annual increases in reimbursement rates to health care providers – such as hospitals, doctors and pharmaceutical companies.
 - Increased Utilization – The number of office visits and other services continues to grow. In addition, total health care spending will vary by the intensity of care and/or use of different types of health services. Patients who are sicker generally have a higher intensity of health care utilization. The price of care can be affected by the use of expensive procedures such as surgery vs. simply monitoring or providing medications.
 - Higher Costs from Deductible Leveraging – Health care costs continue to rise every year. If deductibles and copayments remain the same, a greater percentage of health care costs need to be covered by health insurance premiums each year.
 - Cost shifting from the public to the private sector – Reimbursements from the Center for Medicare and Medicaid Services (CMS) to hospitals do not generally cover all of the cost of care. The cost difference is being shifted to private health plans. Hospitals typically make up this reimbursement shortfall by charging private health plans more.

-
- Impact of New Technology – Improvements to medical technology and clinical practice often result in the use of more expensive services, leading to increased health care spending and utilization.
 - Administrative costs and anticipated profit
 - UnitedHealthcare works to directly control administrative expenses by adopting better processes and technology and through the development of programs and innovations that make health care more affordable. We have led the marketplace by introducing key innovations that make health care services more accessible and affordable for customers, improve the quality and coordination of health care services, and help individuals and their physicians make more informed health care decisions.
 - Additionally, UnitedHealthcare indirectly controls medical cost payments by using appropriate payment structures with providers and facilities. UnitedHealthcare’s goal is to control costs, maximize efficiency, and work closely with physicians and providers to obtain the best value and coverage.
 - State and/or Federal government imposed taxation and fees are additional significant factors that impact health care spending. These fees include ACA taxes and fees which have increased health insurance costs and need to be reflected in premium.
 - Changes that vary by plan
 - All plan relativity factors have been updated to reflect UnitedHealthcare’s most recent pricing model.
 - The impact of any changes to plans that have occurred due to uniform modification are also reflected in the updated plan relativity factors. Please see the “Plan Adjusted Index Rate” section of the memorandum for more detail on these changes.

We refined the medical and pharmacy plan price relativities to reflect the most recent pricing methodology and pricing models. The methodology is based on UnitedHealthcare nationwide experience data, which contains utilization frequencies and unit costs by service category, in addition to claim distributions and adjustment factors for a large number of plan design variables. Benefit design parameters such as deductibles, coinsurance, copays, out-of-pocket maximums, etc. were input for each plan. The expected paid-to-allowed relativities and expected utilization differences due to differences in cost sharing for each plan are then used to develop the plan factors for each benefit plan. All benefit plans are priced consistently with each other, with the rates differing only by the estimated value of the benefits and the expected utilization differences due to differences in cost sharing. The utilization differences do not reflect differences due to health status. The net impact of all changes by plan can be found in Worksheet 2, Section I of the Unified Rate Review Template.

Significant factors driving the proposed rate changes are discussed in further detail in Section 6 (*Projection Factors*) and Section 7 (*Credibility Manual Rate Development*) of this memorandum.

Section 4: Experience and Current Period Premium, Claims and Enrollment

Paid Through Date

The experience period is January 1, 2022 to December 31, 2022, with claims paid through February 28, 2023.

Current Date

The current enrollment and premium is reported as of December, 31 2022.

Allowed and Incurred Claims Incurred During the Experience Period

Claims Description	Allowed Claims	Incurred Claims
Claims Paid as of February 28, 2023	\$7,428,911	\$6,110,906
Claims Incurred but Not Reported as of February 28, 2023	\$584,691	\$480,958

The claims data was available directly from company claims records.

Support for estimate of incurred but not reported claims

Historical claims are categorized both by the month in which they were incurred and the month in which they were adjudicated. For incurral months with sufficient adjudicated claims experience, incurred claims are estimated by applying completion factors derived from the historical claims. Adjustments are made based on specific knowledge of the entity (e.g. catastrophic claims, pended claims, etc.). For incurral months where adjudicated claim experience is not sufficient to rely on completion factors, a PMPM is used to estimate incurred claims. PMPM estimates are based on expected claim seasonality patterns, monthly calendar days and work days, emerging claim trends, and other factors. The same completion factors are applied to both incurred and allowed claims amounts.

Experience Period Risk Adjustment and Reinsurance Adjustments (PMPMs)

We are using the risk adjustment results based on RATEE submissions of all issuers in the state of PA that was provided by the Pennsylvania Department of Insurance on May 8, 2023. Based on that information our 2022 risk adjustment transfer PMPM is -\$94.81.

Experience Period Index Rates

Experience Period Index Rates are defined as the allowed claims PMPM for Essential Health Benefits during the Experience Period. With the breakout of the service level EHB claims, the information provided reflects a reasonable estimate of the EHBs.

Section 5: Benefit Categories

Claims were assigned to each of the benefit categories based on where services were administered and the types of medical services rendered. The benefit categories were defined by our claims department using standard industry definitions.

Inpatient Hospital

Includes non-capitated facility services for medical, surgical, maternity, mental health and substance abuse, skilled nursing, and other services provided in an inpatient facility setting and billed by the facility.

Outpatient Hospital

Includes non-capitated facility services for surgical, emergency room, laboratory, radiology, therapeutic, observation, and other services provided in an outpatient facility setting and billed by the facility.

Professional

Includes non-capitated primary care, specialist care, therapeutic, the professional component of laboratory and radiology, and other professional services, other than hospital based professionals whose payments are included in facility fees.

Other Medical

Includes non-capitated ambulatory, home health care, durable medical equipment, prosthetics, supplies, vision exams, dental services and other services.

Capitation

Includes all services provided under one or more capitated agreements.

Prescription Drug

Includes drugs dispensed by a pharmacy. This amount is net of rebates received from drug manufacturers.

Section 6: Projection Factors

Trend

Two years of annual trend were applied to our 2022 experience to project it to the 2024 rating period. Our most recent analysis indicates annual trend in the state of Pennsylvania for the 2023 and 2024 calendar years will be 8.4% and 8.4%, respectively. The table below details the components of each trend factor.

Trend Component	2023	2024
Unit Cost	3.7%	3.7%
Utilization	4.5%	4.5%
Total	8.4%	8.4%

UnitedHealthcare develops forward-looking medical expense estimates based on a number of considerations. In general, recent/emerging claims experience is reviewed at the market level for several broad medical expense categories (inpatient, professional, pharmacy, etc.), with utilization, unit cost, and benefit leveraging identified for each category. Future trends are developed based on a projection of each component.

Utilization rates by category are measured and projected. Forward looking utilization levels are developed based on emerging market level data, supplemented by regional and/or national level utilization data. Macro-economic data is often used to develop assumptions regarding directional changes in national health care consumption rates. UnitedHealthcare uses same store analysis to reflect utilization.

Market-level unit cost projections are developed based on evaluations of current and anticipated provider contract economics, as well as consideration to both current and expected changes in non-contracted provider cost exposure. Unit cost projections also consider the estimated cost impact of new technologies, service availability/mandates, or other factors that might influence the mix of procedures. Unit cost is based on our contractual changes with providers.

In addition, market-level healthcare affordability activities that are expected to impact forward-looking medical costs are recognized. Depending on the nature of individual initiatives, the impact may be recognized in one or more of the component cost items discussed above. Only incremental activities are recognized for this purpose in the expected trend impact for any particular period.

Demographic Shift

The total Demographic Shift Adjustment is -0.1%. It is comprised of the following factors:

Geographic Shift:

An adjustment of -0.1% was made to account for the shift in the distribution of members by rating area between the experience period and the rating period. The factor reflects the change in the average geographic rating area factor from the experience period to the rating period, weighted by the respective membership distributions, using the proposed geographic rating area factors. The formula is calculated as: Avg. Geographic Rating Area Factor projected / Avg. Geographic Rating Area Factor experience – 1.

Other Adjustments

Catastrophic Claims Adjustment:

An adjustment was made to account for catastrophic claims experience in the experience period. The claims were adjusted by -16.4% to align with expected catastrophic claim levels in the rating period.

Trend Adjustment:

An additional trend adjustment of 0.7% is applied to trend our rates to the mid-point of the quarter rather than the beginning of the quarter.

All Other Adjustments:

All other adjustments resulted in an adjustment of -9.4%.

Section 7: Credibility Manual Rate Development

Source and Appropriateness of Data Used

Combined experience of UHC of PA in Pennsylvania and UnitedHealthcare Insurance Company was used for rate development.

Adjustments Made to the Data

Adjustments similar to the ones described in Section 6 were applied to the experience of the credibility manual to project it to the projection period. In addition, the credibility manual was adjusted to reflect the average age, geography, plan design and morbidity of the adjusted experience period claims.

An adjustment to the credibility manual was made to account for catastrophic claims experience in the experience period.

Inclusion of Capitation Payments

Capitation payments are included in both the experience and projections.

Section 8: Credibility of Experience

The experience for this legal entity contains 15,605 member months. We have assigned 7.0% credibility to the data based on the ratio of UHCPA experience member months to our total UHIC plus UHC of PA experience period member months. We set our rate using the blended experience of both entities weighted by the membership in both entities.

Consideration was given to ASOP #25 when determining the credibility and appropriateness of the experience and the manual rate. The manual rate is sufficiently independent from the experience and can be blended with it for purposes of rate development.

Section 9: Development of Projected Index Rate

The experience period index rate is \$513.00 PMPM.

The Index Rate For the experience period is approximately 99.9% of allowed claims due to benefits in excess of EHBs. The reported percentage amount is based on experience data. The index rate of the experience period has been reported accordingly. The Index Rate in the projection period represents 99.9% of allowed claims due to the benefits in excess of EHBs.

The projected index rate of \$529.82 was calculated by trending and adjusting the experience period index rate to the projection period, including blending the experience with a manual rate if the experience was not fully credible. It is established in accordance with the requirements of 45 CFR §156.80(d). See sections 6, 7, and 8 of this memo for more details.

Section 10: Development of the Market-wide Adjusted Index Rate

Reinsurance

There is no reinsurance program in force for this business, and as a result there are no reinsurance recoveries to report.

Risk Adjustment Payment/Charge

UnitedHealthcare of Pennsylvania, Inc. anticipates paying an average of \$41.80 PMPM for risk adjustment transfers in the state of Pennsylvania for the 2024 plan year, which has been grossed up to \$54.93 for purpose of calculating the Market-wide Adjusted Index Rate. We are assuming the risk level of our business relative to that of our competitors for the 2024 plan year will be similar to what it was in the 2022 plan year. Since risk adjustment transfer payments are a function of the market level premium, our 2024 risk adjustment transfer PMPM amount is calculated by adjusting our estimated 2022 risk adjustment transfer PMPM amount for the projected market level trend, changes in reinsurance fees and recoveries, and other adjustments based on the overall financial performance of the market.

Exchange User Fees

There are no plans included in this filing that are offered on the exchange. Therefore there are no exchange user fees.

The market adjusted index rate includes market-wide adjustments for reinsurance, risk adjustment transfers, and exchange user fees (if any).

Index Rate	Net Federal or State Reinsurance (allowed basis)	Risk Adjustment Payment/Charge (allowed basis)	Exchange Fee Adjustment (allowed basis)	Market Adjusted Index Rate
\$529.82	\$0.00	-\$54.93	0.00%	\$584.75

The figures above may not tally exactly due to rounding of the display.

Section 11: Plan Adjusted Index Rate

Actuarial Value and Cost Sharing Adjustment

UnitedHealthcare has a proprietary pricing model that was used in developing the actuarial value and cost sharing adjustment for each plan. The model calculates plan relativity factors for medical and pharmacy benefits. Also included under the actuarial value and cost sharing adjustment are adjustments for leveraging and the difference between the average plan relativity factor and the projected paid to allowed ratio.

UnitedHealthcare does not utilize Induced Demand factors in our rate development. Instead, our plan-specific pricing factors are based on an analysis of UnitedHealthcare's nationwide block of Small Group health insurance, which reflects over 10 million member months of experience. Our approach complies with the prohibition of rating for morbidity differences by normalizing out the cost differences attributable to morbidity as measured by HHS's risk adjustment mechanism.

Historical UnitedHealthcare experience was used to develop the actuarial value and cost sharing adjustment.

Provider network, delivery system and utilization management adjustment

Any adjustments for these items are included in the plan relativity factors.

Distribution and Administrative Costs

Distribution and administrative costs include premium tax, risk adjustment user fees, SG&A, quality improvements, federal income tax, and after-tax income. Risk adjustment transfers, net reinsurance recoveries, and exchange fees are excluded because they are accounted for in the market adjusted index rate.

Administrative Expense Load

The administrative expense load is a long-term estimate of administrative expenses, including selling expenses and general administrative expenses. This load does not vary by product or plan. These assumptions are based on the general ledger actual results for 2022 with known adjustments. Known adjustments include, but are not limited to, pay increases/raises for employees and administrative expenses as a result of Healthcare Reform and compliance requirements. The administrative expense allocation methodology used in pricing is appropriate because it is consistent with how UnitedHealthcare runs its business and how it allocates administrative costs for Statutory Filings and the Healthcare Reform Exhibits.

Profit and Risk Margin

The profit and risk margin is shown in Worksheet 2, Section 3 of the URRT. This target does not vary by product or plan.

The profit and risk margin is derived from the difference between the administrative expenses, taxes and fees, and 1 minus the target loss ratio and the administrative expenses, taxes and fees.

The profit and risk margin results in an anticipated MLR that is above the minimum requirements as described in the Projected Loss Ratio section.

Taxes and Fees

Taxes and fees are expected to be 0.67% and include premium tax, exchange fees (if any), risk adjustment user fees, and federal income tax. The following is a breakdown of the taxes and fees.

Premium Taxes and Fee Allocation	Estimated % of Premium
Premium/Retaliatory Tax	0.00%
Exchange User Fee	0.00%
Risk Adjustment User Fee	0.05%
PCORI Fees	0.05%
Federal/State Income Tax	0.53%
All Other Taxes & Fees	0.04%

Section 12: Calibration

Plan Adjusted Index Rates need to be calibrated to apply the allowable rating factors of age and geography in order to calculate the Consumer Adjusted Premium Rates. Calibration factors are applied uniformly to all plans.

Age Calibration

The calculated age curve calibration is 0.7186, which equals the one divided by the average age factor of the expected member distribution by age. The age factors used in this calculation are the HHS-specified age curve.

Geographic Calibration

The geographic factor calibration is 1.1337, which equals the one divided by the expected average area factor. A table of the geographic rating factors is below.

Rating Area	Area Factor
1	0.7825
2	0.7673
3	0.9197
4	0.8671
5	0.8690
6	0.8976
7	0.9284
8	0.8719
9	0.9111

Geographic rating factors are reviewed periodically versus UnitedHealthcare claims data that reflects unit cost differences by county. Such a review was conducted as part of our January 1, 2024 rate development. Our analysis did not indicate that there were credible, material differences indicated by the comparison of currently approved area factors and the UHC data reflecting unit cost differences.

New Provider Contracts

Based on new provider contracts in rating areas 3 and 6, the geographic rating factors are being adjusted by -2% in both rating areas.

Population morbidity by area was not considered when determining geographic area factors.

Tobacco Calibration

Tobacco factors are not used in the rating of these products, and no calibration is needed.

Calibrating the plan adjusted index rate to the age curve and geographic distribution results in the calibrated plan adjusted index rate for each plan. The calibrated plan adjusted index rate represents the preliminary premium rate charged to an individual before applying the consumer specific rating adjustments for age and area.

Section 13: Consumer Adjusted Premium Rate Development

The consumer adjusted premium rate is the final premium rate that is charged to an individual. It is developed by calibrating the plan adjusted index rate, and applying the consumer specific age, and geographic rating factors. The calculation is provided below.

$$\begin{aligned} & \text{Plan Adjusted Index Rate} \\ X & \text{ Age Calibration Factor} \\ X & \text{ Geographic Calibration Factor} \\ X & \text{ Consumer Specific Age Rating Factor} \\ X & \text{ Consumer Specific Geographic Rating Factor} \\ X & \text{ Small Group Trend Adjustment} \\ \hline = & \text{ Consumer Adjusted Premium Rate} \end{aligned}$$

Section 14: Projected Loss Ratio

The projected loss ratio using the federally prescribed MLR methodology for calendar year 2024 is 82.1%. UnitedHealthcare of Pennsylvania, Inc. agrees to comply with the rebate requirements of 45 CFR Part 158 should the actual market MLR fall below the 80.0% requirement.

Section 15: AV Metal Values

The AV calculator used to calculate the AV metal values is based on a prescribed methodology and, therefore, does not necessarily reflect a reasonable estimate of the portion of allowed costs covered by the associated plan.

Some plans within this portfolio have cost sharing features that differ between individual and family coverage (i.e., when two or more people are covered by the plan). For all plans, consistent with the Actuarial Value Calculator inputs, we have used only the cost sharing provisions applicable for individuals in the actuarial value calculation.

The AV calculator was used to determine the AV metal values shown in Worksheet 2 of the Part I Unified Rate Review Template for all plans. Some of our plan designs are not directly compatible with the AV calculator. The values were developed in accordance with generally accepted actuarial principles and methodologies. Additional details are provided below to describe the types of adjustments that were made for plan designs that are not directly compatible with the AV calculator.

Benefits that Vary Based on Place of Service

For some types of services, our plan designs include different benefit levels based on the place of service (i.e. physician's office, free standing facility, or outpatient hospital facility). To incorporate this differentiation in benefits, the Tiered Network Option was selected within the AV calculator, and utilization was assigned to each tier based on historical experience of affiliated carriers.

Physician Tiering

Select plan designs include lower cost sharing when members utilize providers we designate as meeting cost and efficiency standards. The tiered network functionality of the AV calculator was utilized to account for the cost sharing differences. The utilization of providers was based on a UnitedHealthcare study of differences in cost sharing and their effectiveness at driving utilization patterns.

Laboratory and X-Ray Services

Some plan designs include a copay for minor lab and x-ray services. These copays are applied on a per visit basis. The AV Calculator assumes that the copays are on a per procedure basis. Therefore, the copay amounts are adjusted to reflect the equivalent per procedure amount.

Employer Contributions to HSAs and HRAs

The following plans are offered in conjunction with HSAs or HRAs. The table shows the metal level of each plan and the range of annual employer contribution amounts, as well as the resulting range of AV Metal Values, that allow the plan to achieve the stated metal level. Note that because URRT Worksheet 2 allows only a single AV Metal Value for each plan, the AV Metal Values displayed on Worksheet 2 for these HSA/HRA plans correspond to the upper bound of the AV Metal Value range in the table below.

HIOS Plan ID	Metal Level	Employer Contribution Range	AV Metal Value Range
24872PA0030001	Bronze	[\$0, \$0]	[64.9%, 64.9%]
24872PA0030009	Silver	[\$0, \$150]	[70.1%, 71.8%]

AV Calculator Workaround for UnitedHealthcare Rewards

Plans include UnitedHealthcare Rewards, a program that rewards enrollees completing certain wellness criteria with various financial incentives. These incentives are expected to impact member cost-sharing in a manner similar to employer contributions to a participant's Health Savings Account (HSA) or Health Reimbursement Arrangement (HRA) Account. To account for the impact on AV, the employer HRA/HSA contribution field in the AV Calculator was increased by the expected incentive, estimated using UHC historical experience.

Section 16: Membership Projections

The total membership projection for the 2024 plan year was provided by UnitedHealthcare's Finance department.

Member distribution by plan was then based on current enrollment, taking into consideration changes in the portfolio of plans to be offered in 2024. Strictly for purposes of the URRT, we have projected membership by plan.

Section 17: Terminated Plans and Products

There are no products being terminated in this rate filing. Terminated plans will be mapped to another plan in the projection period for purposes of completing the URRT.

Section 18: Plan Type

A plan type of HMO has been selected, which describes the plans exactly.

Section 19: Reliance

In my professional judgment, the assumptions or methods described in the memorandum do not conflict with what I believe to be reasonable. Therefore, I have not included any reliances.

Section 20: Actuarial Certification

I, [REDACTED], am a Associate Director Actuarial Services for UnitedHealthcare and a member of the American Academy of Actuaries. I meet the Academy's qualification standards for rendering statements of actuarial opinion with respect to the filing of rates for health insurance products.

To the best of my knowledge and judgment, I certify that:

- The projected index rate is:
 - In compliance with state and federal statutes and regulations related to the development of the index rate and allowable rating factors (such as 45 CFR 156.80 and 147.102),
 - Developed in compliance with the applicable Actuarial Standards of Practice,
 - Reasonable in relation to the benefits provided and population anticipated to be covered,
 - Neither excessive, deficient, nor unfairly discriminatory.
- The index rate and only the allowable modifiers as described in 45 CFR 156.80(d)(1) and 45 CRF 156.80(d)(2) were used to generate plan level rates.
- The geographic rating factors reflect only differences in the costs of delivery and do not include differences for population morbidity by geographic area.
- The AV calculator was used to determine the AV metal values shown in Worksheet 2 of the Part I Unified Rate Review Template for all plans. Some of our plan designs are not directly compatible with the AV calculator. The values were developed in accordance with generally accepted actuarial principles and methodologies. The unique plan design actuarial certification required by 45 CFR Part 156.135 has been separately attached.
- The Part I Unified Rate Review Template does not demonstrate the process used by the issuer to develop their rates. Rather, it represents information required by federal regulation to be provided in support of the review of rate increases, for certification of qualified health plans for federally facilitated exchanges, and for certification that the index rate is developed in accordance with federal regulation and used consistently and only adjusted by the allowable modifiers.

[REDACTED]

[REDACTED]

05/17/2023

[REDACTED]

2-50 Rating Factors

START RATES

Medical Product	Base Rate January 1, 2024
HMO	\$653.77

Age Rating: Member Rating using HHS Proposed Age Factors

Age	Factor	Age	Factor	Age	Factor
0-14	0.765	31	1.159	48	1.635
15	0.833	32	1.183	49	1.706
16	0.859	33	1.198	50	1.786
17	0.885	34	1.214	51	1.865
18	0.913	35	1.222	52	1.952
19	0.941	36	1.230	53	2.040
20	0.970	37	1.238	54	2.135
21	1.000	38	1.246	55	2.230
22	1.000	39	1.262	56	2.333
23	1.000	40	1.278	57	2.437
24	1.000	41	1.302	58	2.548
25	1.004	42	1.325	59	2.603
26	1.024	43	1.357	60	2.714
27	1.048	44	1.397	61	2.810
28	1.087	45	1.444	62	2.873
29	1.119	46	1.500	63	2.952
30	1.135	47	1.563	64 & older	3.000

EFFECTIVE DATE ADJUSTMENTS (TREND) - EPA = regions 556, 557, & 558

Effective Date	IND Med	PPO Med	EPO Med	IND Rx	PPO Rx	EPO R/x
Jan-24	1.0000	1.0000	1.0000	1.0000	1.0000	1.0000
Feb-24	1.0000	1.0000	1.0000	1.0000	1.0000	1.0000
Mar-24	1.0000	1.0000	1.0000	1.0000	1.0000	1.0000
Apr-24	1.0230	1.0230	1.0230	1.0230	1.0230	1.0230
May-24	1.0230	1.0230	1.0230	1.0230	1.0230	1.0230
Jun-24	1.0230	1.0230	1.0230	1.0230	1.0230	1.0230
Jul-24	1.0470	1.0470	1.0470	1.0470	1.0470	1.0470
Aug-24	1.0470	1.0470	1.0470	1.0470	1.0470	1.0470
Sep-24	1.0470	1.0470	1.0470	1.0470	1.0470	1.0470
Oct-24	1.0710	1.0710	1.0710	1.0710	1.0710	1.0710
Nov-24	1.0710	1.0710	1.0710	1.0710	1.0710	1.0710
Dec-24	1.0710	1.0710	1.0710	1.0710	1.0710	1.0710

EFFECTIVE DATE ADJUSTMENTS (TREND) - WPA = regions 560, 561, & 562

Effective Date	IND Med	PPO Med	EPO Med	IND Rx	PPO Rx	EPO R/x
Jan-24	1.0000	1.0000	1.0000	1.0000	1.0000	1.0000
Feb-24	1.0000	1.0000	1.0000	1.0000	1.0000	1.0000
Mar-24	1.0000	1.0000	1.0000	1.0000	1.0000	1.0000
Apr-24	1.0230	1.0230	1.0230	1.0230	1.0230	1.0230
May-24	1.0230	1.0230	1.0230	1.0230	1.0230	1.0230
Jun-24	1.0230	1.0230	1.0230	1.0230	1.0230	1.0230
Jul-24	1.0470	1.0470	1.0470	1.0470	1.0470	1.0470
Aug-24	1.0470	1.0470	1.0470	1.0470	1.0470	1.0470
Sep-24	1.0470	1.0470	1.0470	1.0470	1.0470	1.0470
Oct-24	1.0710	1.0710	1.0710	1.0710	1.0710	1.0710
Nov-24	1.0710	1.0710	1.0710	1.0710	1.0710	1.0710
Dec-24	1.0710	1.0710	1.0710	1.0710	1.0710	1.0710

AREA FACTORS

Rating Area	County	Area Factor
Rating Area 1	Erie	0.7825
Rating Area 1	Crawford	0.7825
Rating Area 1	Mercer	0.7825
Rating Area 1	Venango	0.7825
Rating Area 1	Clarion	0.7825
Rating Area 1	Forest	0.7825
Rating Area 1	Warren	0.7825
Rating Area 1	McKean	0.7825
Rating Area 2	Elk	0.7673
Rating Area 2	Cameron	0.7673
Rating Area 2	Potter	0.7673
Rating Area 3	Clinton	0.9197
Rating Area 3	Lycoming	0.9197
Rating Area 3	Sullivan	0.9197
Rating Area 3	Bradford	0.9197
Rating Area 3	Susquehanna	0.9197
Rating Area 3	Wyoming	0.9197
Rating Area 3	Lackawanna	0.9197
Rating Area 3	Wayne	0.9197
Rating Area 3	Pike	0.9197
Rating Area 3	Monroe	0.9197
Rating Area 3	Carbon	0.9197
Rating Area 3	Luzerne	0.9197
Rating Area 4	Lawrence	0.8671
Rating Area 4	Beaver	0.8671
Rating Area 4	Washington	0.8671
Rating Area 4	Greene	0.8671
Rating Area 4	Butler	0.8671
Rating Area 4	Allegheny	0.8671
Rating Area 4	Westmoreland	0.8671
Rating Area 4	Armstrong	0.8671
Rating Area 4	Indiana	0.8671
Rating Area 4	Fayette	0.8671
Rating Area 5	Jefferson	0.8690
Rating Area 5	Clearfield	0.8690
Rating Area 5	Cambria	0.8690
Rating Area 5	Somerset	0.8690
Rating Area 5	Bedford	0.8690
Rating Area 5	Blair	0.8690
Rating Area 5	Huntingdon	0.8690
Rating Area 6	Centre	0.8976
Rating Area 6	Mifflin	0.8976
Rating Area 6	Snyder	0.8976
Rating Area 6	Northumberland	0.8976
Rating Area 6	Columbia	0.8976
Rating Area 6	Schuylkill	0.8976
Rating Area 6	Lehigh	0.8976
Rating Area 6	Northampton	0.8976
Rating Area 7	Adams	0.9284
Rating Area 7	York	0.9284
Rating Area 7	Lancaster	0.9284
Rating Area 7	Berks	0.9284
Rating Area 8	Chester	0.8719
Rating Area 8	Delaware	0.8719
Rating Area 8	Montgomery	0.8719
Rating Area 8	Bucks	0.8719
Rating Area 8	Philadelphia	0.8719
Rating Area 9	Fulton	0.9111
Rating Area 9	Franklin	0.9111
Rating Area 9	Cumberland	0.9111
Rating Area 9	Perry	0.9111
Rating Area 9	Juniata	0.9111
Rating Area 9	Dauphin	0.9111

Pennsylvania Small Group - UHCPA - 2024 Portfolio																															
Plan Name				Market Numbers +				AV*		HSA Max	In-Network			Out-of-Network			Physician		Emergency		Hospital			Medical		Rx					
Product	Medical	Rx	Metal	SCID	Available	Min	Max	Contribution	Deductible	In-Network		Out-of-Network			Physician		Emergency		Hospital			Medical		Rx							
			Level						Indiv.	Family	Coins	Indiv.	Family	Indiv.	Family	Coins	Indiv.	Family	Free-St.	Hospital	IP	Type	Type	Deduct.	Tier 1	Tier 2	Tier 3	Tier 3	Tier 4	Tier 4	
HMO	DH-85	E83	Bronze	24872PA0030001	557, 560, 561, 562	65.0%	65.0%	\$0	\$7,100	\$14,200	0%	\$7,100	\$14,200									Emb	Comb								
HMO	CV-OY	K95S	Gold	24872PA0030002	556, 557, 558	78.2%	78.2%		\$1,500	\$3,000	20%	\$7,500	\$15,000				\$30	\$60/\$100	\$60	50%											
HMO	DH-9L	K95S	Silver	24872PA0030005	556, 557, 558	71.7%	71.7%		\$3,500	\$7,000	20%	\$9,450	\$18,900				\$40	\$80/\$120	\$60	50%	20%	40%	20%								
HMO	DH-9M	K95S	Silver	24872PA0030009	556, 557, 558	70.1%	71.8%	\$150	\$3,500	\$7,000	0%	\$6,500	\$13,000				\$30	\$60/\$100	\$60	50%	\$250	\$500	\$750	Ded NonEmb/OOPM Emb	Comb	\$15	\$60	\$250	50%/500	\$500	50%/51,000

*AV range based off of maximum HSA contribution

+ Reference 2024 Service Area Map for county availability

Plan Relativity Factors		
HMO		
Medical Code	Rx Code	Total Relativity
DH-85	E83	0.5982
CV-OY	K95S	0.7213
CV-OZ	K95S	0.7686
DH-9L	K95S	0.6537
DH-9M	K95S	0.6393

Rate Calculation

<u>Step</u>	<u>Rating Variable</u>	<u>Sample Attributes</u>	<u>Sample Values</u>
A	Base Rate	Network 556 HMO	\$653.77
B	Area Adjustment	Adams County (Rating Area 7)	0.9284
C		Area Adjusted Base Rate (A x B)	\$606.96
D	EDA	January 2024 Effective Date	1.000
E	Benefit Relativity	CV-OY/K95S	0.7213
F		Subtotal of Med & Rx Benefit Adjustment (C x D x E)	\$437.80

G Age/Gender Factors

<u>Age</u>	<u>Factor</u>	<u>Age</u>	<u>Factor</u>	<u>Age</u>	<u>Factor</u>
0-14	0.765	31	1.159	48	1.635
15	0.833	32	1.183	49	1.706
16	0.859	33	1.198	50	1.786
17	0.885	34	1.214	51	1.865
18	0.913	35	1.222	52	1.952
19	0.941	36	1.230	53	2.040
20	0.970	37	1.238	54	2.135
21	1.000	38	1.246	55	2.230
22	1.000	39	1.262	56	2.333
23	1.000	40	1.278	57	2.437
24	1.000	41	1.302	58	2.548
25	1.004	42	1.325	59	2.603
26	1.024	43	1.357	60	2.714
27	1.048	44	1.397	61	2.810
28	1.087	45	1.444	62	2.873
29	1.119	46	1.500	63	2.952
30	1.135	47	1.563	64 & older	3.000

H Rates

<u>Age</u>	<u>Rate</u>	<u>Age</u>	<u>Rate</u>	<u>Age</u>	<u>Rate</u>
0-14	\$334.92	31	\$507.41	48	\$715.80
15	\$364.69	32	\$517.92	49	\$746.89
16	\$376.07	33	\$524.48	50	\$781.91
17	\$387.45	34	\$531.49	51	\$816.50
18	\$399.71	35	\$534.99	52	\$854.59
19	\$411.97	36	\$538.49	53	\$893.11
20	\$424.67	37	\$542.00	54	\$934.70
21	\$437.80	38	\$545.50	55	\$976.29
22	\$437.80	39	\$552.50	56	\$1,021.39
23	\$437.80	40	\$559.51	57	\$1,066.92
24	\$437.80	41	\$570.02	58	\$1,115.51
25	\$439.55	42	\$580.09	59	\$1,139.59
26	\$448.31	43	\$594.09	60	\$1,188.19
27	\$458.81	44	\$611.61	61	\$1,230.22
28	\$475.89	45	\$632.18	62	\$1,257.80
29	\$489.90	46	\$656.70	63	\$1,292.39
30	\$496.90	47	\$684.28	64 & older	\$1,313.40

Pennsylvania Small Group - Modified and Existing Plans - UHCPA								
<u>2023 Terminated Plans</u>								
			Metal	2023 Plan Name		2024 Plan Mapping		
	SCID	Product	Level	Medical	Rx	SCID	Medical	Rx
	24872PA0030004	HMO	Gold	CVO2	K95Y	24872PA0030003	CVOZ	K95S
	24872PA0030006	HMO	Silver	CVO4	K95Y	24872PA0030005	DH9L	K95S
	24872PA0030007	HMO	Silver	CVO5	K95Y	24872PA0030009	DH9M	K95S
	24872PA0030008	HMO	Silver	CVO6	K95Y	24872PA0030005	DH9L	K95S
<u>2023 Benefit Plans with Plan Changes (Uniform Modification)3</u>								
			Metal	2023 Plan Name		2024 Plan Name		
	SCID	Product	Level	Medical	Rx	Medical	Rx	
	24872PA0030001	HMO	Bronze	CD3Z	E83L	DH85	E85	
	24872PA0030002	HMO	Gold	CVOY	K95Y	CVOY	K95S	
	24872PA0030003	HMO	Gold	CVOZ	K95Y	CVOZ	K95S	
	24872PA0030005	HMO	Silver	CVO3	K95Y	DH9L	K95S	
	24872PA0030009	HMO	Silver	CVO7	K95Y	DH9M	K95S	


										
Healthcare Economics										
PENNSYLVANIA SMALL GROUP PRICING TREND DEVELOPMENT										
APRIL 2023 RATE FILING SUPPORT										
PENNSYLVANIA SMALL GROUP PRICING TREND BY COMPONENT										
								Total	Retail	Weighted
		Notes:	Inpatient	Outpatient	Professional	Other	Capitation	Medical	Pharmacy	Aggregate
Component Summary										
	Utilization / Service Mix	[1] , [2]	3.5%	6.3%	5.3%	2.7%	0.0%	4.8%	5.5%	4.9%
	Unit Cost	[3]	3.6%	3.9%	1.5%	2.9%	6.3%	3.2%	4.7%	3.5%
	Demographic Change	[5]	0.0%	0.0%	0.0%	0.0%	0.0%	0.0%	0.0%	0.0%
	Benefit Leveraging	[4]	0.1%	1.4%	1.3%	0.6%	0.0%	0.9%	0.8%	0.9%
	<u>Margin</u>		<u>0.0%</u>	<u>0.0%</u>	<u>0.0%</u>	<u>0.0%</u>	<u>0.0%</u>	<u>0.0%</u>	<u>0.0%</u>	<u>0.0%</u>
	Total Proposed Pricing Trend	[6]	7.3%	11.9%	8.3%	6.3%	6.3%	9.1%	11.3%	9.6%
	Service Weight - Pennsylvania		22.0%	28.3%	19.0%	6.9%	2.5%	78.7%	21.3%	100.0%
Notes:										
[1]	Represents core utilization only, exclusive of demographic change impacts; includes expected impact of changes in business day content.									
[2]	Represents expected changes in intensity of services provided.									
[3]	Represents core unit pricing increases, exclusive of service mix / intensity of services impact;									
[4]	Impact of member cost-share leveraging on net claims cost trend.									
[5]	Represents trend impact of age and gender changes; No provision included for Small Group business (age/gender community rating variable).									
[6]	Pricing models do not distinguish between Primary and Specialty medical care; same trends shown for both.									

Exhibit - Age Curve Calibration

State: PA || Market Segment: Small Group
 Company: UnitedHealthcare of Pennsylvania, Inc. || HIOS Issuer ID: 24872
 Proposed Effective Date: 1/1/2024

Age	Proposed Factor	Membership Distribution	Age	Proposed Factor	Membership Distribution
0	0.7650	0.99%	33	1.1980	2.40%
1	0.7650	0.94%	34	1.2140	2.10%
2	0.7650	0.57%	35	1.2220	2.87%
3	0.7650	0.58%	36	1.2300	1.73%
4	0.7650	0.65%	37	1.2380	1.51%
5	0.7650	0.87%	38	1.2460	2.21%
6	0.7650	0.90%	39	1.2620	1.43%
7	0.7650	0.69%	40	1.2780	2.42%
8	0.7650	0.62%	41	1.3020	1.24%
9	0.7650	0.45%	42	1.3250	2.12%
10	0.7650	0.53%	43	1.3570	1.53%
11	0.7650	0.92%	44	1.3970	2.14%
12	0.7650	0.91%	45	1.4440	1.53%
13	0.7650	0.86%	46	1.5000	1.81%
14	0.7650	0.95%	47	1.5630	1.79%
15	0.8330	0.56%	48	1.6350	1.45%
16	0.8590	0.99%	49	1.7060	1.63%
17	0.8850	0.65%	50	1.7860	1.80%
18	0.9130	1.12%	51	1.8650	1.21%
19	0.9410	0.93%	52	1.9520	1.79%
20	0.9700	0.94%	53	2.0400	1.79%
21	1.0000	0.83%	54	2.1350	1.86%
22	1.0000	1.55%	55	2.2300	1.56%
23	1.0000	1.96%	56	2.3330	1.18%
24	1.0000	1.87%	57	2.4370	1.34%
25	1.0040	1.78%	58	2.5480	1.36%
26	1.0240	2.54%	59	2.6030	2.04%
27	1.0480	2.67%	60	2.7140	1.33%
28	1.0870	2.97%	61	2.8100	1.06%
29	1.1190	2.99%	62	2.8730	1.12%
30	1.1350	3.93%	63	2.9520	0.98%
31	1.1590	2.80%	64+	3.0000	1.31%
32	1.1830	3.01%			
Weighted Average Factor	1.3915				

Exhibit - Geographic Factor Calibration

State: PA || Market Segment: Small Group

Company: UnitedHealthcare of Pennsylvania, Inc. || HIOS Issuer ID: 24872

Proposed Effective Date: 1/1/2024

Rating Area	Proposed Factor	Membership Distribution
1	0.7825	0.00%
2	0.7673	0.00%
3	0.9197	1.83%
4	0.8671	0.95%
5	0.8690	0.00%
6	0.8976	9.15%
7	0.9284	7.48%
8	0.8719	73.51%
9	0.9111	7.08%
Weighted Average Factor	0.8821	

Single Risk Pool Adjustment Factors

Legal Entity (Credibility: 7%)

Other Adjustment	
Catastrophic Claim Adjustment	-0.164
Trend (24 vs 25 months)	0.007
Balancing Item	-0.094
TOTAL Other Adj't	0.763

Site Specific Cat Claim Level	\$101.98
Expected Cat Claims, PMPM	\$32.86
Net Cat Claim Override	100%
Cat Claim Adjustment	(\$69.13)
Total Experience Period Claim Cost, PMPM	\$422.42
Catastrophic Claim Adjustment	-0.164

Trend to Rating Period

Annualized Unit Cost Trend	3.74%
Annualized Utilization Trend	4.47%
Trended to 25 months	1.182
Annualized Cost Trend Year 1	3.70%
Annualized Utilization Trend Year 1	4.50%
Annualized Cost Trend Year 2	3.70%
Annualized Utilization Trend Year 2	4.50%
Trended to 24 months	1.174
Trend (24 vs 25 months)	0.007

Credibility Manual (Credibility: 93%)

Other Adjustment	
Catastrophic Claim Adjustment	-0.026
Trend (24 vs 25 months)	0.007
Balancing Item	-0.094
TOTAL Other Adj't	0.888

Site Specific Cat Claim Level	\$50.63
Expected Cat Claims, PMPM	\$39.41
Net Cat Claim Override	100%
Cat Claim Adjustment	(\$11.23)
Total Experience Period Claim Cost, PMPM	\$423.75
Catastrophic Claim Adjustment	-0.026

Trend to Rating Period

Annualized Unit Cost Trend	3.74%
Annualized Utilization Trend	4.47%
Trended to 25 months	1.182
Annualized Cost Trend Year 1	3.70%
Annualized Utilization Trend Year 1	4.50%
Annualized Cost Trend Year 2	3.70%
Annualized Utilization Trend Year 2	4.50%
Trended to 24 months	1.174
Trend (24 vs 25 months)	0.007

2024 AV Pricing Value Calculation											Table 10	
											Column K	Column L
	0.684		1.000	0.760	1.059	0.944	1.000	0.685	1,257		0.760	1.000
HIOS ID	Relativity	Paid-to-Allowed Adjustment	Cost Sharing (relative to average)	Total (AV)	PID Formula	Normalize Factor	PID Formula x Normalize Factor	Final Plan Relativity	Projected Membership	Metal Level	Pricing AV (company-determined AV)	Benefit Richness (induced demand)
24872PA0030001	0.6183	0.760	0.9035	0.687	1.025	0.944	0.967	0.5982	20	Bronze	0.687	0.967
24872PA0030002	0.7114	0.760	1.0395	0.790	1.074	0.944	1.014	0.7213	198	Gold	0.790	1.014
24872PA0030003	0.7431	0.760	1.0858	0.825	1.096	0.944	1.034	0.7686	281	Gold	0.825	1.034
24872PA0030005	0.6624	0.760	0.9679	0.736	1.046	0.944	0.987	0.6537	409	Silver	0.736	0.987
24872PA0030009	0.6513	0.760	0.9517	0.723	1.040	0.944	0.982	0.6393	349	Silver	0.723	0.982

Plan Adjusted Index Rate (PAIR) Exhibit					
<i>Market: Pennsylvania Small Group License: UnitedHealthcare of Pennsylvania, Inc.</i>					
	Bronze	Gold	Gold	Silver	Silver
	UHCPA	UHCPA	UHCPA	UHCPA	UHCPA
Plan Name	DH-85	CV-OY	CV-OZ	DH-9L	DH-9M
Effective Date	1Q24	1Q24	1Q24	1Q24	1Q24
Index Rate	\$529.82	\$529.82	\$529.82	\$529.82	\$529.82
Risk Adjustment	-10.37%	-10.37%	-10.37%	-10.37%	-10.37%
Reinsurance Assessment	\$0.00	\$0.00	\$0.00	\$0.00	\$0.00
Market Adjusted Index Rate	\$584.75	\$584.75	\$584.75	\$584.75	\$584.75
Provider Network Savings	1.0000	1.0000	1.0000	1.0000	1.0000
Benefit Extra EHB	1.001	1.001	1.001	1.001	1.001
Actuarial Value and Cost Sharing	0.687	0.790	0.825	0.736	0.723
Benefit Richness (Induced Demand)	0.967	1.014	1.034	0.987	0.982
Distribution And Administrative cost	19.0%	19.0%	19.0%	19.0%	19.0%
Plan Adjusted Index Rate	\$479.88	\$578.63	\$616.63	\$524.45	\$512.89
Calibration					
Age Factor Calibration	1.3915	1.3915	1.3915	1.3915	1.3915
Area Factor Calibration	0.8821	0.8821	0.8821	0.8821	0.8821
Tobacco Factor Calibration	0.0000	0.0000	0.0000	0.0000	0.0000
Calibrated PAIR without Normalization	\$390.97	\$471.40	\$502.35	\$427.26	\$417.84
Trend Normalization					
Calibrated Plan Adjusted Index Rate	\$390.97	\$471.40	\$502.35	\$427.26	\$417.84
Consumer Adjusted Prem Rates - Area 1 (Age 21)	\$305.93				
Consumer Adjusted Prem Rates - Area 2 (Age 21)	\$299.99				
Consumer Adjusted Prem Rates - Area 3 (Age 21)	\$359.57	\$433.54	\$462.02	\$392.95	\$384.29
Consumer Adjusted Prem Rates - Area 4 (Age 21)	\$339.01				
Consumer Adjusted Prem Rates - Area 5 (Age 21)	\$339.75				
Consumer Adjusted Prem Rates - Area 6 (Age 21)		\$423.13	\$450.91	\$383.51	\$375.05
Consumer Adjusted Prem Rates - Area 7 (Age 21)		\$437.64	\$466.39	\$396.67	\$387.92
Consumer Adjusted Prem Rates - Area 8 (Age 21)		\$411.01	\$438.00	\$372.53	\$364.31
Consumer Adjusted Prem Rates - Area 9 (Age 21)		\$429.49	\$457.69	\$389.27	\$380.69
Rate Tables Template Rates - Area 1 (Age 21)	\$306.03				
Rate Tables Template Rates - Area 2 (Age 21)	\$300.08				
Rate Tables Template Rates - Area 3 (Age 21)	\$359.68	\$433.70	\$462.14	\$393.05	\$384.39
Rate Tables Template Rates - Area 4 (Age 21)	\$339.11				
Rate Tables Template Rates - Area 5 (Age 21)	\$339.86				
Rate Tables Template Rates - Area 6 (Age 21)		\$423.27	\$451.03	\$383.60	\$375.15
Rate Tables Template Rates - Area 7 (Age 21)		\$437.80	\$466.51	\$396.77	\$388.03
Rate Tables Template Rates - Area 8 (Age 21)		\$411.16	\$438.12	\$372.62	\$364.41
Rate Tables Template Rates - Area 9 (Age 21)		\$429.64	\$457.82	\$389.38	\$380.80

Projected Risk Adjustment PMPM

a	Billable Member Months	223,956
b	Plan Liability Risk Score	1.1078
c	Allowable Rating Factor	1.4003
d	Geographic Cost Factor	1.0233
e	Induced Demand Factor	1.0773
f	Actuarial Value	0.7849
g	PA UHC Total – Product for All Plans with Risk	1.2140
h	PA UHC Total – Product for All Plans without Risk	1.2115
i	State Avg – Product for All Plans with Risk	1.3379
j	State Avg – Product for All Plans without Risk	1.2134
k	State Average Premium	\$565.80
l	Administrative Cost Adjustment to State Average Premium	86%
m	Transfer PMPM	(\$44.31)
n	PA UHC Average Premium	\$583.06
o	Transfer as a Percent of PA UHC Average Premium	-7.6%
p	Proj Inc Claims, before ACA rein & Risk Adj't, PMPM (URRT Wksht 1)	\$529.82
q	Risk Adjustment User Fee	\$0.21
r	Projected Risk Adjustments PMPM	(\$41.80)

$$T_i = \left[\frac{PLRS_i \times IDF_i \times GCF_i}{\sum_i (s_i \times PLRS_i \times IDF_i \times GCF_i)} - \frac{AV_i \times ARF_i \times IDF_i \times GCF_i}{\sum_i (s_i \times AV_i \times ARF_i \times IDF_i \times GCF_i)} \right] \bar{P}_s$$


$$m = \left[\frac{g}{i} - \frac{h}{j} \right] k \times l$$

- T_i = Plan *i* Transfer PMPM
- $PLRS_i$ = Plan *i* Plan Liability Risk Score
- AV_i = Plan *i* Actuarial Value
- ARF_i = Plan *i* Average Rating Factor
- IDF_i = Plan *i* Induced Demand Factor
- GCF_i = Plan *i* Geographic Cost Factor
- s_i = Plan *i* Share of State Enrollment

Notes:

- Values are estimated based on 2022 RATEE files as of 05/03/2023, RATEE survey results from PID, and WNRAR 202212
- Values do not include any estimated model change for 2023 or 2024
- UHIC and UHCPA combined

--	--	--	--	--	--

											
Healthcare Economics											
PENNSYLVANIA SMALL GROUP PRICING TREND DEVELOPMENT											
MAY 2023 RATE FILING SUPPORT											
PENNSYLVANIA SMALL GROUP PRICING TREND BY COMPONENT											
		Notes:	<u>Inpatient</u>	<u>Outpatient</u>	<u>Professional</u>	<u>Other</u>	<u>Capitation</u>		Total	Retail	Weighted
									Medical	Pharmacy	Aggregate
Component Summary											
	Utilization / Service Mix	[1], [2]	3.1%	5.8%	4.8%	2.2%	0.0%		4.3%	5.0%	4.5%
	Unit Cost	[3]	4.1%	4.2%	1.4%	1.9%	9.9%		3.5%	4.7%	3.7%
	Demographic Change	[5]	0.0%	0.0%	0.0%	0.0%	0.0%		0.0%	0.0%	0.0%
	Benefit Leveraging	[4]	0.1%	1.5%	1.2%	0.5%	0.0%		0.9%	0.8%	0.9%
	<u>Margin</u>		<u>0.0%</u>	<u>0.0%</u>	<u>0.0%</u>	<u>0.0%</u>	<u>0.0%</u>		<u>0.0%</u>	<u>0.0%</u>	<u>0.0%</u>
	Total Proposed Pricing Trend	[6]	7.4%	11.9%	7.6%	4.7%	9.9%		8.9%	10.8%	9.3%
	Service Weight - Pennsylvania		22.0%	28.3%	19.0%	6.9%	2.5%		78.7%	21.3%	100.0%
Notes:											
[1]	Represents core utilization only, exclusive of demographic change impacts; includes expected impact of changes in business day content.										
[2]	Represents expected changes in intensity of services provided.										
[3]	Represents core unit pricing increases, exclusive of service mix / intensity of services impact;										
[4]	Impact of member cost-share leveraging on net claims cost trend.										
[5]	Represents trend impact of age and gender changes; No provision included for Small Group business (age/gender community rating variable).										
[6]	Pricing models do not distinguish between Primary and Specialty medical care; same trends shown for both.										

Federal MLR Development			
Estimated Federal MLR Calculation			
Claims			
(A)	Projected Claims	\$445.40	
(B)	<u>QI-IT Initiatives, Fraud, Medical Management</u>	<u>\$2.70</u>	
(C)	Total Projected Claims for MLR (A + B)	\$448.10	
Premium			
(D)	Avg Single Risk Pool Gross Premium	\$549.73	
(E)	<u>Total Taxes and Fees</u>	<u>\$3.62</u>	
(F)	Total Premium for MLR (D - E)	\$546.11	
MLR (C / F)		82.1%	
Premium Taxes and Fees Allocation			Estimated % of Premium
	Federal / State Income Tax on Profit & Risk Load	0.53%	
	Premium Tax	0.00%	
	ACA Taxes: PCORI Fee	0.05%	
	ACA Taxes: Risk Adjustment User Fee	0.05%	
	ACA Taxes: Exchange User Fee	0.00%	
	All Other Taxes & Fees	0.04%	
	Total	0.67%	

Paid to Allowed Ratio Calculation		
Projected Paid to Allowed Ratio - Projection Period	76.1%	
Blended Experience Period Paid to Allowed Ratio	74.6%	
Legal Entity:		
Experience Period Incurred Claim, PMPM	\$ 422.42	
Experience Period Allowed Claim, PMPM	\$ 513.53	
Experience Period Paid to Allowed Ratio	82.3%	
Allowed Claims (Non-Capitated)	\$ 8,297,830	
Total Prescription Drug Rebates*	\$ (498,829)	
Total EHB Capitation	\$ 214,601	
Experience Period Allowed Claim	\$ 8,013,602	
Member Months	15,605	
Experience Period Allowed Claim, PMPM	\$ 513.53	
Credibility Manual:		
Experience Period Incurred Claim, PMPM	\$ 434.97	
Experience Period Allowed Claim, PMPM	\$ 529.73	
Experience Period Paid to Allowed Ratio	82.1%	
Experience Period Adjusted Paid to Allowed Ratio	74.0%	
Staring Point - Relativity Differential	0.8757	
Normalized for Induced Demand and Network Differentials		
Induced Demand	0.9712	
Needed P/A adj't to Cred Man. to Match Filing Entity	0.9017	
Leveraging Impact	1.0183	
Re-Sloping/Revenue Neutrality Adjustment	0.9920	
Cost Sharing Distr. Shift (Includes Re-Sloping/Revenue Neutrality Adj't)	1.0101	
Leveraging Impact Calculation:		
Leveraging Trend	0.9%	
Months of Trend Applied	25	
Leveraging Impact	1.0183	
Cost Sharing Distr. Shift		
<i>Filed 1/1/2024</i>		
Current Medical Manual Rate	\$ 653.77	
Average Med & Rx Rel	0.6852	
<i>Approved 1/1/2023</i>		
Current Medical Manual Rate	\$ 599.74	
Average Med Rel	0.6782	
Cost Sharing Distr. Shift	1.0101	
Metal Tier	Avg Sloping Adj	Projected Mbr Months
Bronze	1.000	274
Silver	1.030	10,389
Gold	1.080	6,565
Platinum	1.150	0
Projected Avg IDF:	1.049	
Metal Tier	Avg Sloping Adj	Experience Mbr Months
Bronze	1.000	297
Silver	1.030	9,388
Gold	1.080	5,920
Platinum	1.150	0
Legal Entity Avg IDF:	1.048	
Metal Tier	Avg Sloping Adj	Experience Mbr Months
Bronze	1.000	7,829
Silver	1.030	53,310
Gold	1.080	100,542
Platinum	1.150	45,534
Credibility Manual Avg IDF:	1.079	
Legal Entity Med Rel:	0.6782	
Credibility Manual Med Rel:	0.7745	
Staring Point - Relativity Differential	0.8757	

PA Area Factor Analysis							
Rating Area	Total (UHIC + UHCPA) Member Months CY 2022	A. Current Pricing Area Factors	B. Indicated Area Factors	C. Indicated Change C = (B/A)-1	D. Proposed Area Factors	E. Proposed Change E = (D/A)-1	
1	396	0.7825	0.7982	2.0%	0.7825	0.0%	
2	30	0.7673	0.7547	-1.6%	0.7673	0.0%	
3	8,609	0.9384	0.9039	-3.7%	0.9197	-2.0%	
4	10,967	0.8671	0.8420	-2.9%	0.8671	0.0%	
5	758	0.8690	0.8797	1.2%	0.8690	0.0%	
6	16,563	0.9159	0.9070	-1.0%	0.8976	-2.0%	
7	13,058	0.9284	0.9333	0.5%	0.9284	0.0%	
8	156,302	0.8719	0.8753	0.4%	0.8719	0.0%	
9	16,137	0.9111	0.9178	0.7%	0.9111	0.0%	
Totals	222,820	0.8835	0.8835	0.0%	0.8814	-0.2%	

2024 Rates Table Template v13.0				
All fields with an asterisk (*) are required. To validate press Validate button or Ctrl + Shift + I. To finalize, press Finalize button or Ctrl + Shift + F.				
If you are in a community rating state, select Family-Tier Rates under Rating Method and fill in all columns.				
If you are not in a community rating state, select Age-Based Rates under Rating Method and provide an Individual Rate for every age band.				
If Tobacco is Tobacco User/Non-Tobacco User, you must give a rate for Tobacco Use and Non-Tobacco Use.				
To add a new sheet, press the Add Sheet button, or Ctrl + Shift + H. All plans must have the same dates on a sheet.				
HIOS Issuer ID*	24872			
Rate Effective Date*	1/1/2024			
Rate Expiration Date*	3/31/2024			
Rating Method*	Age-Based Rates			
Plan ID*	Rating Area ID*	Tobacco*	Age*	Individual Rate*
Required: Enter the 14-character Plan ID	Required: Select the Rating Area ID	Required: Select if Tobacco use of subscriber is used to determine if a person is eligible for a rate from a plan	Required: Select the age of a subscriber eligible for the rate	Required: Enter the rate of an Individual Non-Tobacco or No Preference enrollee on a plan
24872PA0030001	Rating Area 1	No Preference	0-14	234.11
24872PA0030001	Rating Area 1	No Preference	15	254.92
24872PA0030001	Rating Area 1	No Preference	16	262.88
24872PA0030001	Rating Area 1	No Preference	17	270.84
24872PA0030001	Rating Area 1	No Preference	18	279.41
24872PA0030001	Rating Area 1	No Preference	19	287.97
24872PA0030001	Rating Area 1	No Preference	20	296.85
24872PA0030001	Rating Area 1	No Preference	21	306.03
24872PA0030001	Rating Area 1	No Preference	22	306.03
24872PA0030001	Rating Area 1	No Preference	23	306.03
24872PA0030001	Rating Area 1	No Preference	24	306.03
24872PA0030001	Rating Area 1	No Preference	25	307.25
24872PA0030001	Rating Area 1	No Preference	26	313.37
24872PA0030001	Rating Area 1	No Preference	27	320.72
24872PA0030001	Rating Area 1	No Preference	28	332.65
24872PA0030001	Rating Area 1	No Preference	29	342.45
24872PA0030001	Rating Area 1	No Preference	30	347.34
24872PA0030001	Rating Area 1	No Preference	31	354.69
24872PA0030001	Rating Area 1	No Preference	32	362.03
24872PA0030001	Rating Area 1	No Preference	33	366.62
24872PA0030001	Rating Area 1	No Preference	34	371.52
24872PA0030001	Rating Area 1	No Preference	35	373.97
24872PA0030001	Rating Area 1	No Preference	36	376.42
24872PA0030001	Rating Area 1	No Preference	37	378.87
24872PA0030001	Rating Area 1	No Preference	38	381.31
24872PA0030001	Rating Area 1	No Preference	39	386.21
24872PA0030001	Rating Area 1	No Preference	40	391.11
24872PA0030001	Rating Area 1	No Preference	41	398.45
24872PA0030001	Rating Area 1	No Preference	42	405.49
24872PA0030001	Rating Area 1	No Preference	43	415.28
24872PA0030001	Rating Area 1	No Preference	44	427.52
24872PA0030001	Rating Area 1	No Preference	45	441.91
24872PA0030001	Rating Area 1	No Preference	46	459.05
24872PA0030001	Rating Area 1	No Preference	47	478.32
24872PA0030001	Rating Area 1	No Preference	48	500.36
24872PA0030001	Rating Area 1	No Preference	49	522.09
24872PA0030001	Rating Area 1	No Preference	50	546.57
24872PA0030001	Rating Area 1	No Preference	51	570.75
24872PA0030001	Rating Area 1	No Preference	52	597.37
24872PA0030001	Rating Area 1	No Preference	53	624.30
24872PA0030001	Rating Area 1	No Preference	54	653.37
24872PA0030001	Rating Area 1	No Preference	55	682.45
24872PA0030001	Rating Area 1	No Preference	56	713.97
24872PA0030001	Rating Area 1	No Preference	57	745.80
24872PA0030001	Rating Area 1	No Preference	58	779.76
24872PA0030001	Rating Area 1	No Preference	59	796.60
24872PA0030001	Rating Area 1	No Preference	60	830.57
24872PA0030001	Rating Area 1	No Preference	61	859.94
24872PA0030001	Rating Area 1	No Preference	62	879.22
24872PA0030001	Rating Area 1	No Preference	63	903.40
24872PA0030001	Rating Area 1	No Preference	64 and over	918.09
24872PA0030001	Rating Area 2	No Preference	0-14	229.56
24872PA0030001	Rating Area 2	No Preference	15	249.97
24872PA0030001	Rating Area 2	No Preference	16	257.77
24872PA0030001	Rating Area 2	No Preference	17	265.57
24872PA0030001	Rating Area 2	No Preference	18	273.97
24872PA0030001	Rating Area 2	No Preference	19	282.38
24872PA0030001	Rating Area 2	No Preference	20	291.08
24872PA0030001	Rating Area 2	No Preference	21	300.08
24872PA0030001	Rating Area 2	No Preference	22	300.08
24872PA0030001	Rating Area 2	No Preference	23	300.08
24872PA0030001	Rating Area 2	No Preference	24	300.08
24872PA0030001	Rating Area 2	No Preference	25	301.28
24872PA0030001	Rating Area 2	No Preference	26	307.28
24872PA0030001	Rating Area 2	No Preference	27	314.48
24872PA0030001	Rating Area 2	No Preference	28	326.19
24872PA0030001	Rating Area 2	No Preference	29	335.79
24872PA0030001	Rating Area 2	No Preference	30	340.59
24872PA0030001	Rating Area 2	No Preference	31	347.79
24872PA0030001	Rating Area 2	No Preference	32	354.99
24872PA0030001	Rating Area 2	No Preference	33	359.50
24872PA0030001	Rating Area 2	No Preference	34	364.30
24872PA0030001	Rating Area 2	No Preference	35	366.70
24872PA0030001	Rating Area 2	No Preference	36	369.10
24872PA0030001	Rating Area 2	No Preference	37	371.50
24872PA0030001	Rating Area 2	No Preference	38	373.90
24872PA0030001	Rating Area 2	No Preference	39	378.70
24872PA0030001	Rating Area 2	No Preference	40	383.50
24872PA0030001	Rating Area 2	No Preference	41	390.70
24872PA0030001	Rating Area 2	No Preference	42	397.61
24872PA0030001	Rating Area 2	No Preference	43	407.21
24872PA0030001	Rating Area 2	No Preference	44	419.21
24872PA0030001	Rating Area 2	No Preference	45	433.32
24872PA0030001	Rating Area 2	No Preference	46	450.12
24872PA0030001	Rating Area 2	No Preference	47	469.03
24872PA0030001	Rating Area 2	No Preference	48	490.63
24872PA0030001	Rating Area 2	No Preference	49	511.94
24872PA0030001	Rating Area 2	No Preference	50	535.94
24872PA0030001	Rating Area 2	No Preference	51	559.65
24872PA0030001	Rating Area 2	No Preference	52	585.76
24872PA0030001	Rating Area 2	No Preference	53	612.16

24872PA0030001	Rating Area 2	No Preference	54	640.67
24872PA0030001	Rating Area 2	No Preference	55	669.18
24872PA0030001	Rating Area 2	No Preference	56	700.09
24872PA0030001	Rating Area 2	No Preference	57	731.29
24872PA0030001	Rating Area 2	No Preference	58	764.60
24872PA0030001	Rating Area 2	No Preference	59	781.11
24872PA0030001	Rating Area 2	No Preference	60	814.42
24872PA0030001	Rating Area 2	No Preference	61	843.22
24872PA0030001	Rating Area 2	No Preference	62	862.13
24872PA0030001	Rating Area 2	No Preference	63	885.84
24872PA0030001	Rating Area 2	No Preference	64 and over	900.24
24872PA0030001	Rating Area 3	No Preference	0-14	275.16
24872PA0030001	Rating Area 3	No Preference	15	299.61
24872PA0030001	Rating Area 3	No Preference	16	308.97
24872PA0030001	Rating Area 3	No Preference	17	318.32
24872PA0030001	Rating Area 3	No Preference	18	328.39
24872PA0030001	Rating Area 3	No Preference	19	338.46
24872PA0030001	Rating Area 3	No Preference	20	348.89
24872PA0030001	Rating Area 3	No Preference	21	359.68
24872PA0030001	Rating Area 3	No Preference	22	359.68
24872PA0030001	Rating Area 3	No Preference	23	359.68
24872PA0030001	Rating Area 3	No Preference	24	359.68
24872PA0030001	Rating Area 3	No Preference	25	361.12
24872PA0030001	Rating Area 3	No Preference	26	368.31
24872PA0030001	Rating Area 3	No Preference	27	376.94
24872PA0030001	Rating Area 3	No Preference	28	390.97
24872PA0030001	Rating Area 3	No Preference	29	402.48
24872PA0030001	Rating Area 3	No Preference	30	408.24
24872PA0030001	Rating Area 3	No Preference	31	416.87
24872PA0030001	Rating Area 3	No Preference	32	425.50
24872PA0030001	Rating Area 3	No Preference	33	430.90
24872PA0030001	Rating Area 3	No Preference	34	436.65
24872PA0030001	Rating Area 3	No Preference	35	439.53
24872PA0030001	Rating Area 3	No Preference	36	442.41
24872PA0030001	Rating Area 3	No Preference	37	445.28
24872PA0030001	Rating Area 3	No Preference	38	448.16
24872PA0030001	Rating Area 3	No Preference	39	453.92
24872PA0030001	Rating Area 3	No Preference	40	459.67
24872PA0030001	Rating Area 3	No Preference	41	468.30
24872PA0030001	Rating Area 3	No Preference	42	476.58
24872PA0030001	Rating Area 3	No Preference	43	488.09
24872PA0030001	Rating Area 3	No Preference	44	502.47
24872PA0030001	Rating Area 3	No Preference	45	519.38
24872PA0030001	Rating Area 3	No Preference	46	539.52
24872PA0030001	Rating Area 3	No Preference	47	562.18
24872PA0030001	Rating Area 3	No Preference	48	588.08
24872PA0030001	Rating Area 3	No Preference	49	613.61
24872PA0030001	Rating Area 3	No Preference	50	642.39
24872PA0030001	Rating Area 3	No Preference	51	670.80
24872PA0030001	Rating Area 3	No Preference	52	702.10
24872PA0030001	Rating Area 3	No Preference	53	733.75
24872PA0030001	Rating Area 3	No Preference	54	767.92
24872PA0030001	Rating Area 3	No Preference	55	802.09
24872PA0030001	Rating Area 3	No Preference	56	839.13
24872PA0030001	Rating Area 3	No Preference	57	876.54
24872PA0030001	Rating Area 3	No Preference	58	916.46
24872PA0030001	Rating Area 3	No Preference	59	936.25
24872PA0030001	Rating Area 3	No Preference	60	976.17
24872PA0030001	Rating Area 3	No Preference	61	1010.70
24872PA0030001	Rating Area 3	No Preference	62	1033.36
24872PA0030001	Rating Area 3	No Preference	63	1061.78
24872PA0030001	Rating Area 3	No Preference	64 and over	1079.04
24872PA0030001	Rating Area 4	No Preference	0-14	259.42
24872PA0030001	Rating Area 4	No Preference	15	282.48
24872PA0030001	Rating Area 4	No Preference	16	291.30
24872PA0030001	Rating Area 4	No Preference	17	300.11
24872PA0030001	Rating Area 4	No Preference	18	309.61
24872PA0030001	Rating Area 4	No Preference	19	319.10
24872PA0030001	Rating Area 4	No Preference	20	328.94
24872PA0030001	Rating Area 4	No Preference	21	339.11
24872PA0030001	Rating Area 4	No Preference	22	339.11
24872PA0030001	Rating Area 4	No Preference	23	339.11
24872PA0030001	Rating Area 4	No Preference	24	339.11
24872PA0030001	Rating Area 4	No Preference	25	340.47
24872PA0030001	Rating Area 4	No Preference	26	347.25
24872PA0030001	Rating Area 4	No Preference	27	355.39
24872PA0030001	Rating Area 4	No Preference	28	368.61
24872PA0030001	Rating Area 4	No Preference	29	379.46
24872PA0030001	Rating Area 4	No Preference	30	384.89
24872PA0030001	Rating Area 4	No Preference	31	393.03
24872PA0030001	Rating Area 4	No Preference	32	401.17
24872PA0030001	Rating Area 4	No Preference	33	406.25
24872PA0030001	Rating Area 4	No Preference	34	411.68
24872PA0030001	Rating Area 4	No Preference	35	414.39
24872PA0030001	Rating Area 4	No Preference	36	417.11
24872PA0030001	Rating Area 4	No Preference	37	419.82
24872PA0030001	Rating Area 4	No Preference	38	422.53
24872PA0030001	Rating Area 4	No Preference	39	427.96
24872PA0030001	Rating Area 4	No Preference	40	433.38
24872PA0030001	Rating Area 4	No Preference	41	441.52
24872PA0030001	Rating Area 4	No Preference	42	449.32
24872PA0030001	Rating Area 4	No Preference	43	460.17
24872PA0030001	Rating Area 4	No Preference	44	473.74
24872PA0030001	Rating Area 4	No Preference	45	489.67
24872PA0030001	Rating Area 4	No Preference	46	508.67
24872PA0030001	Rating Area 4	No Preference	47	530.03
24872PA0030001	Rating Area 4	No Preference	48	554.44
24872PA0030001	Rating Area 4	No Preference	49	578.52
24872PA0030001	Rating Area 4	No Preference	50	605.65
24872PA0030001	Rating Area 4	No Preference	51	632.44
24872PA0030001	Rating Area 4	No Preference	52	661.94
24872PA0030001	Rating Area 4	No Preference	53	691.78
24872PA0030001	Rating Area 4	No Preference	54	724.00
24872PA0030001	Rating Area 4	No Preference	55	756.22
24872PA0030001	Rating Area 4	No Preference	56	791.14
24872PA0030001	Rating Area 4	No Preference	57	826.41
24872PA0030001	Rating Area 4	No Preference	58	864.05
24872PA0030001	Rating Area 4	No Preference	59	882.70
24872PA0030001	Rating Area 4	No Preference	60	920.34
24872PA0030001	Rating Area 4	No Preference	61	952.90

24872PA0030001	Rating Area 4	No Preference	62	974.26
24872PA0030001	Rating Area 4	No Preference	63	1001.05
24872PA0030001	Rating Area 4	No Preference	64 and over	1017.33
24872PA0030001	Rating Area 5	No Preference	0-14	259.99
24872PA0030001	Rating Area 5	No Preference	15	283.10
24872PA0030001	Rating Area 5	No Preference	16	291.94
24872PA0030001	Rating Area 5	No Preference	17	300.78
24872PA0030001	Rating Area 5	No Preference	18	310.29
24872PA0030001	Rating Area 5	No Preference	19	319.81
24872PA0030001	Rating Area 5	No Preference	20	329.66
24872PA0030001	Rating Area 5	No Preference	21	339.86
24872PA0030001	Rating Area 5	No Preference	22	339.86
24872PA0030001	Rating Area 5	No Preference	23	339.86
24872PA0030001	Rating Area 5	No Preference	24	339.86
24872PA0030001	Rating Area 5	No Preference	25	341.22
24872PA0030001	Rating Area 5	No Preference	26	348.02
24872PA0030001	Rating Area 5	No Preference	27	356.17
24872PA0030001	Rating Area 5	No Preference	28	369.43
24872PA0030001	Rating Area 5	No Preference	29	380.30
24872PA0030001	Rating Area 5	No Preference	30	385.74
24872PA0030001	Rating Area 5	No Preference	31	393.90
24872PA0030001	Rating Area 5	No Preference	32	402.05
24872PA0030001	Rating Area 5	No Preference	33	407.15
24872PA0030001	Rating Area 5	No Preference	34	412.59
24872PA0030001	Rating Area 5	No Preference	35	415.31
24872PA0030001	Rating Area 5	No Preference	36	418.03
24872PA0030001	Rating Area 5	No Preference	37	420.75
24872PA0030001	Rating Area 5	No Preference	38	423.47
24872PA0030001	Rating Area 5	No Preference	39	428.90
24872PA0030001	Rating Area 5	No Preference	40	434.34
24872PA0030001	Rating Area 5	No Preference	41	442.50
24872PA0030001	Rating Area 5	No Preference	42	450.31
24872PA0030001	Rating Area 5	No Preference	43	461.19
24872PA0030001	Rating Area 5	No Preference	44	474.78
24872PA0030001	Rating Area 5	No Preference	45	490.76
24872PA0030001	Rating Area 5	No Preference	46	509.79
24872PA0030001	Rating Area 5	No Preference	47	531.20
24872PA0030001	Rating Area 5	No Preference	48	555.67
24872PA0030001	Rating Area 5	No Preference	49	579.80
24872PA0030001	Rating Area 5	No Preference	50	606.99
24872PA0030001	Rating Area 5	No Preference	51	633.84
24872PA0030001	Rating Area 5	No Preference	52	663.41
24872PA0030001	Rating Area 5	No Preference	53	693.31
24872PA0030001	Rating Area 5	No Preference	54	725.60
24872PA0030001	Rating Area 5	No Preference	55	757.89
24872PA0030001	Rating Area 5	No Preference	56	792.89
24872PA0030001	Rating Area 5	No Preference	57	828.24
24872PA0030001	Rating Area 5	No Preference	58	865.96
24872PA0030001	Rating Area 5	No Preference	59	884.66
24872PA0030001	Rating Area 5	No Preference	60	922.38
24872PA0030001	Rating Area 5	No Preference	61	955.01
24872PA0030001	Rating Area 5	No Preference	62	976.42
24872PA0030001	Rating Area 5	No Preference	63	1003.27
24872PA0030001	Rating Area 5	No Preference	64 and over	1019.58
24872PA0030002	Rating Area 3	No Preference	0-14	331.78
24872PA0030002	Rating Area 3	No Preference	15	361.27
24872PA0030002	Rating Area 3	No Preference	16	372.55
24872PA0030002	Rating Area 3	No Preference	17	383.82
24872PA0030002	Rating Area 3	No Preference	18	395.97
24872PA0030002	Rating Area 3	No Preference	19	408.11
24872PA0030002	Rating Area 3	No Preference	20	420.69
24872PA0030002	Rating Area 3	No Preference	21	433.70
24872PA0030002	Rating Area 3	No Preference	22	433.70
24872PA0030002	Rating Area 3	No Preference	23	433.70
24872PA0030002	Rating Area 3	No Preference	24	433.70
24872PA0030002	Rating Area 3	No Preference	25	435.43
24872PA0030002	Rating Area 3	No Preference	26	444.11
24872PA0030002	Rating Area 3	No Preference	27	454.52
24872PA0030002	Rating Area 3	No Preference	28	471.43
24872PA0030002	Rating Area 3	No Preference	29	485.31
24872PA0030002	Rating Area 3	No Preference	30	492.25
24872PA0030002	Rating Area 3	No Preference	31	502.66
24872PA0030002	Rating Area 3	No Preference	32	513.07
24872PA0030002	Rating Area 3	No Preference	33	519.57
24872PA0030002	Rating Area 3	No Preference	34	526.51
24872PA0030002	Rating Area 3	No Preference	35	529.98
24872PA0030002	Rating Area 3	No Preference	36	533.45
24872PA0030002	Rating Area 3	No Preference	37	536.92
24872PA0030002	Rating Area 3	No Preference	38	540.39
24872PA0030002	Rating Area 3	No Preference	39	547.33
24872PA0030002	Rating Area 3	No Preference	40	554.27
24872PA0030002	Rating Area 3	No Preference	41	564.68
24872PA0030002	Rating Area 3	No Preference	42	574.65
24872PA0030002	Rating Area 3	No Preference	43	588.53
24872PA0030002	Rating Area 3	No Preference	44	605.88
24872PA0030002	Rating Area 3	No Preference	45	626.26
24872PA0030002	Rating Area 3	No Preference	46	650.55
24872PA0030002	Rating Area 3	No Preference	47	677.87
24872PA0030002	Rating Area 3	No Preference	48	709.10
24872PA0030002	Rating Area 3	No Preference	49	739.89
24872PA0030002	Rating Area 3	No Preference	50	774.59
24872PA0030002	Rating Area 3	No Preference	51	808.85
24872PA0030002	Rating Area 3	No Preference	52	846.58
24872PA0030002	Rating Area 3	No Preference	53	884.75
24872PA0030002	Rating Area 3	No Preference	54	925.95
24872PA0030002	Rating Area 3	No Preference	55	967.15
24872PA0030002	Rating Area 3	No Preference	56	1011.82
24872PA0030002	Rating Area 3	No Preference	57	1056.93
24872PA0030002	Rating Area 3	No Preference	58	1105.07
24872PA0030002	Rating Area 3	No Preference	59	1128.92
24872PA0030002	Rating Area 3	No Preference	60	1177.06
24872PA0030002	Rating Area 3	No Preference	61	1218.70
24872PA0030002	Rating Area 3	No Preference	62	1246.02
24872PA0030002	Rating Area 3	No Preference	63	1280.28
24872PA0030002	Rating Area 3	No Preference	64 and over	1301.10
24872PA0030002	Rating Area 6	No Preference	0-14	323.80
24872PA0030002	Rating Area 6	No Preference	15	352.58
24872PA0030002	Rating Area 6	No Preference	16	363.59
24872PA0030002	Rating Area 6	No Preference	17	374.59
24872PA0030002	Rating Area 6	No Preference	18	386.45

24872PA0030002	Rating Area 6	No Preference	19	398.30
24872PA0030002	Rating Area 6	No Preference	20	410.57
24872PA0030002	Rating Area 6	No Preference	21	423.27
24872PA0030002	Rating Area 6	No Preference	22	423.27
24872PA0030002	Rating Area 6	No Preference	23	423.27
24872PA0030002	Rating Area 6	No Preference	24	423.27
24872PA0030002	Rating Area 6	No Preference	25	424.96
24872PA0030002	Rating Area 6	No Preference	26	433.43
24872PA0030002	Rating Area 6	No Preference	27	443.59
24872PA0030002	Rating Area 6	No Preference	28	460.09
24872PA0030002	Rating Area 6	No Preference	29	473.64
24872PA0030002	Rating Area 6	No Preference	30	480.41
24872PA0030002	Rating Area 6	No Preference	31	490.57
24872PA0030002	Rating Area 6	No Preference	32	500.73
24872PA0030002	Rating Area 6	No Preference	33	507.08
24872PA0030002	Rating Area 6	No Preference	34	513.85
24872PA0030002	Rating Area 6	No Preference	35	517.24
24872PA0030002	Rating Area 6	No Preference	36	520.62
24872PA0030002	Rating Area 6	No Preference	37	524.01
24872PA0030002	Rating Area 6	No Preference	38	527.39
24872PA0030002	Rating Area 6	No Preference	39	534.17
24872PA0030002	Rating Area 6	No Preference	40	540.94
24872PA0030002	Rating Area 6	No Preference	41	551.10
24872PA0030002	Rating Area 6	No Preference	42	560.83
24872PA0030002	Rating Area 6	No Preference	43	574.38
24872PA0030002	Rating Area 6	No Preference	44	591.31
24872PA0030002	Rating Area 6	No Preference	45	611.20
24872PA0030002	Rating Area 6	No Preference	46	634.91
24872PA0030002	Rating Area 6	No Preference	47	661.57
24872PA0030002	Rating Area 6	No Preference	48	692.05
24872PA0030002	Rating Area 6	No Preference	49	722.10
24872PA0030002	Rating Area 6	No Preference	50	755.96
24872PA0030002	Rating Area 6	No Preference	51	789.40
24872PA0030002	Rating Area 6	No Preference	52	826.22
24872PA0030002	Rating Area 6	No Preference	53	863.47
24872PA0030002	Rating Area 6	No Preference	54	903.68
24872PA0030002	Rating Area 6	No Preference	55	943.89
24872PA0030002	Rating Area 6	No Preference	56	987.49
24872PA0030002	Rating Area 6	No Preference	57	1031.51
24872PA0030002	Rating Area 6	No Preference	58	1078.49
24872PA0030002	Rating Area 6	No Preference	59	1101.77
24872PA0030002	Rating Area 6	No Preference	60	1148.75
24872PA0030002	Rating Area 6	No Preference	61	1189.39
24872PA0030002	Rating Area 6	No Preference	62	1216.05
24872PA0030002	Rating Area 6	No Preference	63	1249.49
24872PA0030002	Rating Area 6	No Preference	64 and over	1269.81
24872PA0030002	Rating Area 7	No Preference	0-14	334.92
24872PA0030002	Rating Area 7	No Preference	15	364.69
24872PA0030002	Rating Area 7	No Preference	16	376.07
24872PA0030002	Rating Area 7	No Preference	17	387.45
24872PA0030002	Rating Area 7	No Preference	18	399.71
24872PA0030002	Rating Area 7	No Preference	19	411.97
24872PA0030002	Rating Area 7	No Preference	20	424.67
24872PA0030002	Rating Area 7	No Preference	21	437.80
24872PA0030002	Rating Area 7	No Preference	22	437.80
24872PA0030002	Rating Area 7	No Preference	23	437.80
24872PA0030002	Rating Area 7	No Preference	24	437.80
24872PA0030002	Rating Area 7	No Preference	25	439.55
24872PA0030002	Rating Area 7	No Preference	26	448.31
24872PA0030002	Rating Area 7	No Preference	27	458.81
24872PA0030002	Rating Area 7	No Preference	28	475.89
24872PA0030002	Rating Area 7	No Preference	29	489.90
24872PA0030002	Rating Area 7	No Preference	30	496.90
24872PA0030002	Rating Area 7	No Preference	31	507.41
24872PA0030002	Rating Area 7	No Preference	32	517.92
24872PA0030002	Rating Area 7	No Preference	33	524.48
24872PA0030002	Rating Area 7	No Preference	34	531.49
24872PA0030002	Rating Area 7	No Preference	35	534.99
24872PA0030002	Rating Area 7	No Preference	36	538.49
24872PA0030002	Rating Area 7	No Preference	37	542.00
24872PA0030002	Rating Area 7	No Preference	38	545.50
24872PA0030002	Rating Area 7	No Preference	39	552.50
24872PA0030002	Rating Area 7	No Preference	40	559.51
24872PA0030002	Rating Area 7	No Preference	41	570.02
24872PA0030002	Rating Area 7	No Preference	42	580.09
24872PA0030002	Rating Area 7	No Preference	43	594.09
24872PA0030002	Rating Area 7	No Preference	44	611.61
24872PA0030002	Rating Area 7	No Preference	45	632.18
24872PA0030002	Rating Area 7	No Preference	46	656.70
24872PA0030002	Rating Area 7	No Preference	47	684.28
24872PA0030002	Rating Area 7	No Preference	48	715.80
24872PA0030002	Rating Area 7	No Preference	49	746.89
24872PA0030002	Rating Area 7	No Preference	50	781.91
24872PA0030002	Rating Area 7	No Preference	51	816.50
24872PA0030002	Rating Area 7	No Preference	52	854.59
24872PA0030002	Rating Area 7	No Preference	53	893.11
24872PA0030002	Rating Area 7	No Preference	54	934.70
24872PA0030002	Rating Area 7	No Preference	55	976.29
24872PA0030002	Rating Area 7	No Preference	56	1021.39
24872PA0030002	Rating Area 7	No Preference	57	1066.92
24872PA0030002	Rating Area 7	No Preference	58	1115.51
24872PA0030002	Rating Area 7	No Preference	59	1139.59
24872PA0030002	Rating Area 7	No Preference	60	1188.19
24872PA0030002	Rating Area 7	No Preference	61	1230.22
24872PA0030002	Rating Area 7	No Preference	62	1257.80
24872PA0030002	Rating Area 7	No Preference	63	1292.39
24872PA0030002	Rating Area 7	No Preference	64 and over	1313.40
24872PA0030002	Rating Area 8	No Preference	0-14	314.54
24872PA0030002	Rating Area 8	No Preference	15	342.50
24872PA0030002	Rating Area 8	No Preference	16	353.19
24872PA0030002	Rating Area 8	No Preference	17	363.88
24872PA0030002	Rating Area 8	No Preference	18	375.39
24872PA0030002	Rating Area 8	No Preference	19	386.90
24872PA0030002	Rating Area 8	No Preference	20	398.83
24872PA0030002	Rating Area 8	No Preference	21	411.16
24872PA0030002	Rating Area 8	No Preference	22	411.16
24872PA0030002	Rating Area 8	No Preference	23	411.16
24872PA0030002	Rating Area 8	No Preference	24	411.16
24872PA0030002	Rating Area 8	No Preference	25	412.80
24872PA0030002	Rating Area 8	No Preference	26	421.03

24872PA0030002	Rating Area 8	No Preference	27	430.90
24872PA0030002	Rating Area 8	No Preference	28	446.93
24872PA0030002	Rating Area 8	No Preference	29	460.09
24872PA0030002	Rating Area 8	No Preference	30	466.67
24872PA0030002	Rating Area 8	No Preference	31	476.53
24872PA0030002	Rating Area 8	No Preference	32	486.40
24872PA0030002	Rating Area 8	No Preference	33	492.57
24872PA0030002	Rating Area 8	No Preference	34	499.15
24872PA0030002	Rating Area 8	No Preference	35	502.44
24872PA0030002	Rating Area 8	No Preference	36	505.73
24872PA0030002	Rating Area 8	No Preference	37	509.02
24872PA0030002	Rating Area 8	No Preference	38	512.31
24872PA0030002	Rating Area 8	No Preference	39	518.88
24872PA0030002	Rating Area 8	No Preference	40	525.46
24872PA0030002	Rating Area 8	No Preference	41	535.33
24872PA0030002	Rating Area 8	No Preference	42	544.79
24872PA0030002	Rating Area 8	No Preference	43	557.94
24872PA0030002	Rating Area 8	No Preference	44	574.39
24872PA0030002	Rating Area 8	No Preference	45	593.72
24872PA0030002	Rating Area 8	No Preference	46	616.74
24872PA0030002	Rating Area 8	No Preference	47	642.64
24872PA0030002	Rating Area 8	No Preference	48	672.25
24872PA0030002	Rating Area 8	No Preference	49	701.44
24872PA0030002	Rating Area 8	No Preference	50	734.33
24872PA0030002	Rating Area 8	No Preference	51	766.81
24872PA0030002	Rating Area 8	No Preference	52	802.58
24872PA0030002	Rating Area 8	No Preference	53	838.77
24872PA0030002	Rating Area 8	No Preference	54	877.83
24872PA0030002	Rating Area 8	No Preference	55	916.89
24872PA0030002	Rating Area 8	No Preference	56	959.24
24872PA0030002	Rating Area 8	No Preference	57	1002.00
24872PA0030002	Rating Area 8	No Preference	58	1047.64
24872PA0030002	Rating Area 8	No Preference	59	1070.25
24872PA0030002	Rating Area 8	No Preference	60	1115.89
24872PA0030002	Rating Area 8	No Preference	61	1155.36
24872PA0030002	Rating Area 8	No Preference	62	1181.26
24872PA0030002	Rating Area 8	No Preference	63	1213.74
24872PA0030002	Rating Area 8	No Preference	64 and over	1233.48
24872PA0030002	Rating Area 9	No Preference	0-14	328.67
24872PA0030002	Rating Area 9	No Preference	15	357.89
24872PA0030002	Rating Area 9	No Preference	16	369.06
24872PA0030002	Rating Area 9	No Preference	17	380.23
24872PA0030002	Rating Area 9	No Preference	18	392.26
24872PA0030002	Rating Area 9	No Preference	19	404.29
24872PA0030002	Rating Area 9	No Preference	20	416.75
24872PA0030002	Rating Area 9	No Preference	21	429.64
24872PA0030002	Rating Area 9	No Preference	22	429.64
24872PA0030002	Rating Area 9	No Preference	23	429.64
24872PA0030002	Rating Area 9	No Preference	24	429.64
24872PA0030002	Rating Area 9	No Preference	25	431.36
24872PA0030002	Rating Area 9	No Preference	26	439.95
24872PA0030002	Rating Area 9	No Preference	27	450.26
24872PA0030002	Rating Area 9	No Preference	28	467.02
24872PA0030002	Rating Area 9	No Preference	29	480.77
24872PA0030002	Rating Area 9	No Preference	30	487.64
24872PA0030002	Rating Area 9	No Preference	31	497.95
24872PA0030002	Rating Area 9	No Preference	32	508.26
24872PA0030002	Rating Area 9	No Preference	33	514.71
24872PA0030002	Rating Area 9	No Preference	34	521.58
24872PA0030002	Rating Area 9	No Preference	35	525.02
24872PA0030002	Rating Area 9	No Preference	36	528.46
24872PA0030002	Rating Area 9	No Preference	37	531.89
24872PA0030002	Rating Area 9	No Preference	38	535.33
24872PA0030002	Rating Area 9	No Preference	39	542.21
24872PA0030002	Rating Area 9	No Preference	40	549.08
24872PA0030002	Rating Area 9	No Preference	41	559.39
24872PA0030002	Rating Area 9	No Preference	42	569.27
24872PA0030002	Rating Area 9	No Preference	43	583.02
24872PA0030002	Rating Area 9	No Preference	44	600.21
24872PA0030002	Rating Area 9	No Preference	45	620.40
24872PA0030002	Rating Area 9	No Preference	46	644.46
24872PA0030002	Rating Area 9	No Preference	47	671.53
24872PA0030002	Rating Area 9	No Preference	48	702.46
24872PA0030002	Rating Area 9	No Preference	49	732.97
24872PA0030002	Rating Area 9	No Preference	50	767.34
24872PA0030002	Rating Area 9	No Preference	51	801.28
24872PA0030002	Rating Area 9	No Preference	52	838.66
24872PA0030002	Rating Area 9	No Preference	53	876.47
24872PA0030002	Rating Area 9	No Preference	54	917.28
24872PA0030002	Rating Area 9	No Preference	55	958.10
24872PA0030002	Rating Area 9	No Preference	56	1002.35
24872PA0030002	Rating Area 9	No Preference	57	1047.03
24872PA0030002	Rating Area 9	No Preference	58	1094.72
24872PA0030002	Rating Area 9	No Preference	59	1118.35
24872PA0030002	Rating Area 9	No Preference	60	1166.04
24872PA0030002	Rating Area 9	No Preference	61	1207.29
24872PA0030002	Rating Area 9	No Preference	62	1234.36
24872PA0030002	Rating Area 9	No Preference	63	1268.30
24872PA0030002	Rating Area 9	No Preference	64 and over	1288.92
24872PA0030003	Rating Area 3	No Preference	0-14	353.54
24872PA0030003	Rating Area 3	No Preference	15	384.96
24872PA0030003	Rating Area 3	No Preference	16	396.98
24872PA0030003	Rating Area 3	No Preference	17	408.99
24872PA0030003	Rating Area 3	No Preference	18	421.93
24872PA0030003	Rating Area 3	No Preference	19	434.87
24872PA0030003	Rating Area 3	No Preference	20	448.28
24872PA0030003	Rating Area 3	No Preference	21	462.14
24872PA0030003	Rating Area 3	No Preference	22	462.14
24872PA0030003	Rating Area 3	No Preference	23	462.14
24872PA0030003	Rating Area 3	No Preference	24	462.14
24872PA0030003	Rating Area 3	No Preference	25	463.99
24872PA0030003	Rating Area 3	No Preference	26	473.23
24872PA0030003	Rating Area 3	No Preference	27	484.32
24872PA0030003	Rating Area 3	No Preference	28	502.35
24872PA0030003	Rating Area 3	No Preference	29	517.13
24872PA0030003	Rating Area 3	No Preference	30	524.53
24872PA0030003	Rating Area 3	No Preference	31	535.62
24872PA0030003	Rating Area 3	No Preference	32	546.71
24872PA0030003	Rating Area 3	No Preference	33	553.64
24872PA0030003	Rating Area 3	No Preference	34	561.04

24872PA0030003	Rating Area 3	No Preference	35	564.74
24872PA0030003	Rating Area 3	No Preference	36	568.43
24872PA0030003	Rating Area 3	No Preference	37	572.13
24872PA0030003	Rating Area 3	No Preference	38	575.83
24872PA0030003	Rating Area 3	No Preference	39	583.22
24872PA0030003	Rating Area 3	No Preference	40	590.61
24872PA0030003	Rating Area 3	No Preference	41	601.71
24872PA0030003	Rating Area 3	No Preference	42	612.34
24872PA0030003	Rating Area 3	No Preference	43	627.12
24872PA0030003	Rating Area 3	No Preference	44	645.61
24872PA0030003	Rating Area 3	No Preference	45	667.33
24872PA0030003	Rating Area 3	No Preference	46	693.21
24872PA0030003	Rating Area 3	No Preference	47	722.32
24872PA0030003	Rating Area 3	No Preference	48	755.60
24872PA0030003	Rating Area 3	No Preference	49	788.41
24872PA0030003	Rating Area 3	No Preference	50	825.38
24872PA0030003	Rating Area 3	No Preference	51	861.89
24872PA0030003	Rating Area 3	No Preference	52	902.10
24872PA0030003	Rating Area 3	No Preference	53	942.77
24872PA0030003	Rating Area 3	No Preference	54	986.67
24872PA0030003	Rating Area 3	No Preference	55	1030.57
24872PA0030003	Rating Area 3	No Preference	56	1078.17
24872PA0030003	Rating Area 3	No Preference	57	1126.24
24872PA0030003	Rating Area 3	No Preference	58	1177.53
24872PA0030003	Rating Area 3	No Preference	59	1202.95
24872PA0030003	Rating Area 3	No Preference	60	1254.25
24872PA0030003	Rating Area 3	No Preference	61	1298.61
24872PA0030003	Rating Area 3	No Preference	62	1327.73
24872PA0030003	Rating Area 3	No Preference	63	1364.24
24872PA0030003	Rating Area 3	No Preference	64 and over	1386.42
24872PA0030003	Rating Area 6	No Preference	0-14	345.04
24872PA0030003	Rating Area 6	No Preference	15	375.71
24872PA0030003	Rating Area 6	No Preference	16	387.43
24872PA0030003	Rating Area 6	No Preference	17	399.16
24872PA0030003	Rating Area 6	No Preference	18	411.79
24872PA0030003	Rating Area 6	No Preference	19	424.42
24872PA0030003	Rating Area 6	No Preference	20	437.50
24872PA0030003	Rating Area 6	No Preference	21	451.03
24872PA0030003	Rating Area 6	No Preference	22	451.03
24872PA0030003	Rating Area 6	No Preference	23	451.03
24872PA0030003	Rating Area 6	No Preference	24	451.03
24872PA0030003	Rating Area 6	No Preference	25	452.83
24872PA0030003	Rating Area 6	No Preference	26	461.85
24872PA0030003	Rating Area 6	No Preference	27	472.68
24872PA0030003	Rating Area 6	No Preference	28	490.27
24872PA0030003	Rating Area 6	No Preference	29	504.70
24872PA0030003	Rating Area 6	No Preference	30	511.92
24872PA0030003	Rating Area 6	No Preference	31	522.74
24872PA0030003	Rating Area 6	No Preference	32	533.57
24872PA0030003	Rating Area 6	No Preference	33	540.33
24872PA0030003	Rating Area 6	No Preference	34	547.55
24872PA0030003	Rating Area 6	No Preference	35	551.16
24872PA0030003	Rating Area 6	No Preference	36	554.77
24872PA0030003	Rating Area 6	No Preference	37	558.38
24872PA0030003	Rating Area 6	No Preference	38	561.98
24872PA0030003	Rating Area 6	No Preference	39	569.20
24872PA0030003	Rating Area 6	No Preference	40	576.42
24872PA0030003	Rating Area 6	No Preference	41	587.24
24872PA0030003	Rating Area 6	No Preference	42	597.61
24872PA0030003	Rating Area 6	No Preference	43	612.05
24872PA0030003	Rating Area 6	No Preference	44	630.09
24872PA0030003	Rating Area 6	No Preference	45	651.29
24872PA0030003	Rating Area 6	No Preference	46	676.55
24872PA0030003	Rating Area 6	No Preference	47	704.96
24872PA0030003	Rating Area 6	No Preference	48	737.43
24872PA0030003	Rating Area 6	No Preference	49	769.46
24872PA0030003	Rating Area 6	No Preference	50	805.54
24872PA0030003	Rating Area 6	No Preference	51	841.17
24872PA0030003	Rating Area 6	No Preference	52	880.41
24872PA0030003	Rating Area 6	No Preference	53	920.10
24872PA0030003	Rating Area 6	No Preference	54	962.95
24872PA0030003	Rating Area 6	No Preference	55	1005.80
24872PA0030003	Rating Area 6	No Preference	56	1052.25
24872PA0030003	Rating Area 6	No Preference	57	1099.16
24872PA0030003	Rating Area 6	No Preference	58	1149.22
24872PA0030003	Rating Area 6	No Preference	59	1174.03
24872PA0030003	Rating Area 6	No Preference	60	1224.10
24872PA0030003	Rating Area 6	No Preference	61	1267.39
24872PA0030003	Rating Area 6	No Preference	62	1295.81
24872PA0030003	Rating Area 6	No Preference	63	1331.44
24872PA0030003	Rating Area 6	No Preference	64 and over	1353.09
24872PA0030003	Rating Area 7	No Preference	0-14	356.88
24872PA0030003	Rating Area 7	No Preference	15	388.60
24872PA0030003	Rating Area 7	No Preference	16	400.73
24872PA0030003	Rating Area 7	No Preference	17	412.86
24872PA0030003	Rating Area 7	No Preference	18	425.92
24872PA0030003	Rating Area 7	No Preference	19	438.99
24872PA0030003	Rating Area 7	No Preference	20	452.51
24872PA0030003	Rating Area 7	No Preference	21	466.51
24872PA0030003	Rating Area 7	No Preference	22	466.51
24872PA0030003	Rating Area 7	No Preference	23	466.51
24872PA0030003	Rating Area 7	No Preference	24	466.51
24872PA0030003	Rating Area 7	No Preference	25	468.38
24872PA0030003	Rating Area 7	No Preference	26	477.71
24872PA0030003	Rating Area 7	No Preference	27	488.90
24872PA0030003	Rating Area 7	No Preference	28	507.10
24872PA0030003	Rating Area 7	No Preference	29	522.02
24872PA0030003	Rating Area 7	No Preference	30	529.49
24872PA0030003	Rating Area 7	No Preference	31	540.69
24872PA0030003	Rating Area 7	No Preference	32	551.88
24872PA0030003	Rating Area 7	No Preference	33	558.88
24872PA0030003	Rating Area 7	No Preference	34	566.34
24872PA0030003	Rating Area 7	No Preference	35	570.08
24872PA0030003	Rating Area 7	No Preference	36	573.81
24872PA0030003	Rating Area 7	No Preference	37	577.54
24872PA0030003	Rating Area 7	No Preference	38	581.27
24872PA0030003	Rating Area 7	No Preference	39	588.74
24872PA0030003	Rating Area 7	No Preference	40	596.20
24872PA0030003	Rating Area 7	No Preference	41	607.40
24872PA0030003	Rating Area 7	No Preference	42	618.13

24872PA0030003	Rating Area 7	No Preference	43	633.05
24872PA0030003	Rating Area 7	No Preference	44	651.71
24872PA0030003	Rating Area 7	No Preference	45	673.64
24872PA0030003	Rating Area 7	No Preference	46	699.77
24872PA0030003	Rating Area 7	No Preference	47	729.16
24872PA0030003	Rating Area 7	No Preference	48	762.74
24872PA0030003	Rating Area 7	No Preference	49	795.87
24872PA0030003	Rating Area 7	No Preference	50	833.19
24872PA0030003	Rating Area 7	No Preference	51	870.04
24872PA0030003	Rating Area 7	No Preference	52	910.63
24872PA0030003	Rating Area 7	No Preference	53	951.68
24872PA0030003	Rating Area 7	No Preference	54	996.00
24872PA0030003	Rating Area 7	No Preference	55	1040.32
24872PA0030003	Rating Area 7	No Preference	56	1088.37
24872PA0030003	Rating Area 7	No Preference	57	1136.88
24872PA0030003	Rating Area 7	No Preference	58	1188.67
24872PA0030003	Rating Area 7	No Preference	59	1214.33
24872PA0030003	Rating Area 7	No Preference	60	1266.11
24872PA0030003	Rating Area 7	No Preference	61	1310.89
24872PA0030003	Rating Area 7	No Preference	62	1340.28
24872PA0030003	Rating Area 7	No Preference	63	1377.14
24872PA0030003	Rating Area 7	No Preference	64 and over	1399.53
24872PA0030003	Rating Area 8	No Preference	0-14	335.16
24872PA0030003	Rating Area 8	No Preference	15	364.95
24872PA0030003	Rating Area 8	No Preference	16	376.35
24872PA0030003	Rating Area 8	No Preference	17	387.74
24872PA0030003	Rating Area 8	No Preference	18	400.00
24872PA0030003	Rating Area 8	No Preference	19	412.27
24872PA0030003	Rating Area 8	No Preference	20	424.98
24872PA0030003	Rating Area 8	No Preference	21	438.12
24872PA0030003	Rating Area 8	No Preference	22	438.12
24872PA0030003	Rating Area 8	No Preference	23	438.12
24872PA0030003	Rating Area 8	No Preference	24	438.12
24872PA0030003	Rating Area 8	No Preference	25	439.87
24872PA0030003	Rating Area 8	No Preference	26	448.63
24872PA0030003	Rating Area 8	No Preference	27	459.15
24872PA0030003	Rating Area 8	No Preference	28	476.24
24872PA0030003	Rating Area 8	No Preference	29	490.26
24872PA0030003	Rating Area 8	No Preference	30	497.27
24872PA0030003	Rating Area 8	No Preference	31	507.78
24872PA0030003	Rating Area 8	No Preference	32	518.30
24872PA0030003	Rating Area 8	No Preference	33	524.87
24872PA0030003	Rating Area 8	No Preference	34	531.88
24872PA0030003	Rating Area 8	No Preference	35	535.38
24872PA0030003	Rating Area 8	No Preference	36	538.89
24872PA0030003	Rating Area 8	No Preference	37	542.39
24872PA0030003	Rating Area 8	No Preference	38	545.90
24872PA0030003	Rating Area 8	No Preference	39	552.91
24872PA0030003	Rating Area 8	No Preference	40	559.92
24872PA0030003	Rating Area 8	No Preference	41	570.43
24872PA0030003	Rating Area 8	No Preference	42	580.51
24872PA0030003	Rating Area 8	No Preference	43	594.53
24872PA0030003	Rating Area 8	No Preference	44	612.05
24872PA0030003	Rating Area 8	No Preference	45	632.65
24872PA0030003	Rating Area 8	No Preference	46	657.18
24872PA0030003	Rating Area 8	No Preference	47	684.78
24872PA0030003	Rating Area 8	No Preference	48	716.33
24872PA0030003	Rating Area 8	No Preference	49	747.43
24872PA0030003	Rating Area 8	No Preference	50	782.48
24872PA0030003	Rating Area 8	No Preference	51	817.09
24872PA0030003	Rating Area 8	No Preference	52	855.21
24872PA0030003	Rating Area 8	No Preference	53	893.76
24872PA0030003	Rating Area 8	No Preference	54	935.39
24872PA0030003	Rating Area 8	No Preference	55	977.01
24872PA0030003	Rating Area 8	No Preference	56	1022.13
24872PA0030003	Rating Area 8	No Preference	57	1067.70
24872PA0030003	Rating Area 8	No Preference	58	1116.33
24872PA0030003	Rating Area 8	No Preference	59	1140.43
24872PA0030003	Rating Area 8	No Preference	60	1189.06
24872PA0030003	Rating Area 8	No Preference	61	1231.12
24872PA0030003	Rating Area 8	No Preference	62	1258.72
24872PA0030003	Rating Area 8	No Preference	63	1293.33
24872PA0030003	Rating Area 8	No Preference	64 and over	1314.36
24872PA0030003	Rating Area 9	No Preference	0-14	350.23
24872PA0030003	Rating Area 9	No Preference	15	381.36
24872PA0030003	Rating Area 9	No Preference	16	393.27
24872PA0030003	Rating Area 9	No Preference	17	405.17
24872PA0030003	Rating Area 9	No Preference	18	417.99
24872PA0030003	Rating Area 9	No Preference	19	430.81
24872PA0030003	Rating Area 9	No Preference	20	444.09
24872PA0030003	Rating Area 9	No Preference	21	457.82
24872PA0030003	Rating Area 9	No Preference	22	457.82
24872PA0030003	Rating Area 9	No Preference	23	457.82
24872PA0030003	Rating Area 9	No Preference	24	457.82
24872PA0030003	Rating Area 9	No Preference	25	459.65
24872PA0030003	Rating Area 9	No Preference	26	468.81
24872PA0030003	Rating Area 9	No Preference	27	479.80
24872PA0030003	Rating Area 9	No Preference	28	497.65
24872PA0030003	Rating Area 9	No Preference	29	512.30
24872PA0030003	Rating Area 9	No Preference	30	519.63
24872PA0030003	Rating Area 9	No Preference	31	530.61
24872PA0030003	Rating Area 9	No Preference	32	541.60
24872PA0030003	Rating Area 9	No Preference	33	548.47
24872PA0030003	Rating Area 9	No Preference	34	555.79
24872PA0030003	Rating Area 9	No Preference	35	559.46
24872PA0030003	Rating Area 9	No Preference	36	563.12
24872PA0030003	Rating Area 9	No Preference	37	566.78
24872PA0030003	Rating Area 9	No Preference	38	570.44
24872PA0030003	Rating Area 9	No Preference	39	577.77
24872PA0030003	Rating Area 9	No Preference	40	585.09
24872PA0030003	Rating Area 9	No Preference	41	596.08
24872PA0030003	Rating Area 9	No Preference	42	606.61
24872PA0030003	Rating Area 9	No Preference	43	621.26
24872PA0030003	Rating Area 9	No Preference	44	639.57
24872PA0030003	Rating Area 9	No Preference	45	661.09
24872PA0030003	Rating Area 9	No Preference	46	686.73
24872PA0030003	Rating Area 9	No Preference	47	715.57
24872PA0030003	Rating Area 9	No Preference	48	748.54
24872PA0030003	Rating Area 9	No Preference	49	781.04
24872PA0030003	Rating Area 9	No Preference	50	817.67

24872PA0030003	Rating Area 9	No Preference	51	853.83
24872PA0030003	Rating Area 9	No Preference	52	893.66
24872PA0030003	Rating Area 9	No Preference	53	933.95
24872PA0030003	Rating Area 9	No Preference	54	977.45
24872PA0030003	Rating Area 9	No Preference	55	1020.94
24872PA0030003	Rating Area 9	No Preference	56	1068.09
24872PA0030003	Rating Area 9	No Preference	57	1115.71
24872PA0030003	Rating Area 9	No Preference	58	1166.53
24872PA0030003	Rating Area 9	No Preference	59	1191.71
24872PA0030003	Rating Area 9	No Preference	60	1242.52
24872PA0030003	Rating Area 9	No Preference	61	1286.47
24872PA0030003	Rating Area 9	No Preference	62	1315.32
24872PA0030003	Rating Area 9	No Preference	63	1351.48
24872PA0030003	Rating Area 9	No Preference	64 and over	1373.46
24872PA0030005	Rating Area 3	No Preference	0-14	300.68
24872PA0030005	Rating Area 3	No Preference	15	327.41
24872PA0030005	Rating Area 3	No Preference	16	337.63
24872PA0030005	Rating Area 3	No Preference	17	347.85
24872PA0030005	Rating Area 3	No Preference	18	358.85
24872PA0030005	Rating Area 3	No Preference	19	369.86
24872PA0030005	Rating Area 3	No Preference	20	381.26
24872PA0030005	Rating Area 3	No Preference	21	393.05
24872PA0030005	Rating Area 3	No Preference	22	393.05
24872PA0030005	Rating Area 3	No Preference	23	393.05
24872PA0030005	Rating Area 3	No Preference	24	393.05
24872PA0030005	Rating Area 3	No Preference	25	394.62
24872PA0030005	Rating Area 3	No Preference	26	402.48
24872PA0030005	Rating Area 3	No Preference	27	411.92
24872PA0030005	Rating Area 3	No Preference	28	427.25
24872PA0030005	Rating Area 3	No Preference	29	439.82
24872PA0030005	Rating Area 3	No Preference	30	446.11
24872PA0030005	Rating Area 3	No Preference	31	455.54
24872PA0030005	Rating Area 3	No Preference	32	464.98
24872PA0030005	Rating Area 3	No Preference	33	470.87
24872PA0030005	Rating Area 3	No Preference	34	477.16
24872PA0030005	Rating Area 3	No Preference	35	480.31
24872PA0030005	Rating Area 3	No Preference	36	483.45
24872PA0030005	Rating Area 3	No Preference	37	486.60
24872PA0030005	Rating Area 3	No Preference	38	489.74
24872PA0030005	Rating Area 3	No Preference	39	496.03
24872PA0030005	Rating Area 3	No Preference	40	502.32
24872PA0030005	Rating Area 3	No Preference	41	511.75
24872PA0030005	Rating Area 3	No Preference	42	520.79
24872PA0030005	Rating Area 3	No Preference	43	533.37
24872PA0030005	Rating Area 3	No Preference	44	549.09
24872PA0030005	Rating Area 3	No Preference	45	567.56
24872PA0030005	Rating Area 3	No Preference	46	589.58
24872PA0030005	Rating Area 3	No Preference	47	614.34
24872PA0030005	Rating Area 3	No Preference	48	642.64
24872PA0030005	Rating Area 3	No Preference	49	670.54
24872PA0030005	Rating Area 3	No Preference	50	701.99
24872PA0030005	Rating Area 3	No Preference	51	733.04
24872PA0030005	Rating Area 3	No Preference	52	767.23
24872PA0030005	Rating Area 3	No Preference	53	801.82
24872PA0030005	Rating Area 3	No Preference	54	839.16
24872PA0030005	Rating Area 3	No Preference	55	876.50
24872PA0030005	Rating Area 3	No Preference	56	916.99
24872PA0030005	Rating Area 3	No Preference	57	957.86
24872PA0030005	Rating Area 3	No Preference	58	1001.49
24872PA0030005	Rating Area 3	No Preference	59	1023.11
24872PA0030005	Rating Area 3	No Preference	60	1066.74
24872PA0030005	Rating Area 3	No Preference	61	1104.47
24872PA0030005	Rating Area 3	No Preference	62	1129.23
24872PA0030005	Rating Area 3	No Preference	63	1160.28
24872PA0030005	Rating Area 3	No Preference	64 and over	1179.15
24872PA0030005	Rating Area 6	No Preference	0-14	293.45
24872PA0030005	Rating Area 6	No Preference	15	319.54
24872PA0030005	Rating Area 6	No Preference	16	329.51
24872PA0030005	Rating Area 6	No Preference	17	339.49
24872PA0030005	Rating Area 6	No Preference	18	350.23
24872PA0030005	Rating Area 6	No Preference	19	360.97
24872PA0030005	Rating Area 6	No Preference	20	372.09
24872PA0030005	Rating Area 6	No Preference	21	383.60
24872PA0030005	Rating Area 6	No Preference	22	383.60
24872PA0030005	Rating Area 6	No Preference	23	383.60
24872PA0030005	Rating Area 6	No Preference	24	383.60
24872PA0030005	Rating Area 6	No Preference	25	385.13
24872PA0030005	Rating Area 6	No Preference	26	392.81
24872PA0030005	Rating Area 6	No Preference	27	402.01
24872PA0030005	Rating Area 6	No Preference	28	416.97
24872PA0030005	Rating Area 6	No Preference	29	429.25
24872PA0030005	Rating Area 6	No Preference	30	435.39
24872PA0030005	Rating Area 6	No Preference	31	444.59
24872PA0030005	Rating Area 6	No Preference	32	453.80
24872PA0030005	Rating Area 6	No Preference	33	459.55
24872PA0030005	Rating Area 6	No Preference	34	465.69
24872PA0030005	Rating Area 6	No Preference	35	468.76
24872PA0030005	Rating Area 6	No Preference	36	471.83
24872PA0030005	Rating Area 6	No Preference	37	474.90
24872PA0030005	Rating Area 6	No Preference	38	477.97
24872PA0030005	Rating Area 6	No Preference	39	484.10
24872PA0030005	Rating Area 6	No Preference	40	490.24
24872PA0030005	Rating Area 6	No Preference	41	499.45
24872PA0030005	Rating Area 6	No Preference	42	508.27
24872PA0030005	Rating Area 6	No Preference	43	520.55
24872PA0030005	Rating Area 6	No Preference	44	535.89
24872PA0030005	Rating Area 6	No Preference	45	553.92
24872PA0030005	Rating Area 6	No Preference	46	575.40
24872PA0030005	Rating Area 6	No Preference	47	599.57
24872PA0030005	Rating Area 6	No Preference	48	627.19
24872PA0030005	Rating Area 6	No Preference	49	654.42
24872PA0030005	Rating Area 6	No Preference	50	685.11
24872PA0030005	Rating Area 6	No Preference	51	715.41
24872PA0030005	Rating Area 6	No Preference	52	748.79
24872PA0030005	Rating Area 6	No Preference	53	782.54
24872PA0030005	Rating Area 6	No Preference	54	818.99
24872PA0030005	Rating Area 6	No Preference	55	855.43
24872PA0030005	Rating Area 6	No Preference	56	894.94
24872PA0030005	Rating Area 6	No Preference	57	934.83
24872PA0030005	Rating Area 6	No Preference	58	977.41

24872PA0030005	Rating Area 6	No Preference	59	998.51
24872PA0030005	Rating Area 6	No Preference	60	1041.09
24872PA0030005	Rating Area 6	No Preference	61	1077.92
24872PA0030005	Rating Area 6	No Preference	62	1102.08
24872PA0030005	Rating Area 6	No Preference	63	1132.39
24872PA0030005	Rating Area 6	No Preference	64 and over	1150.80
24872PA0030005	Rating Area 7	No Preference	0-14	303.53
24872PA0030005	Rating Area 7	No Preference	15	330.51
24872PA0030005	Rating Area 7	No Preference	16	340.83
24872PA0030005	Rating Area 7	No Preference	17	351.14
24872PA0030005	Rating Area 7	No Preference	18	362.25
24872PA0030005	Rating Area 7	No Preference	19	373.36
24872PA0030005	Rating Area 7	No Preference	20	384.87
24872PA0030005	Rating Area 7	No Preference	21	396.77
24872PA0030005	Rating Area 7	No Preference	22	396.77
24872PA0030005	Rating Area 7	No Preference	23	396.77
24872PA0030005	Rating Area 7	No Preference	24	396.77
24872PA0030005	Rating Area 7	No Preference	25	398.36
24872PA0030005	Rating Area 7	No Preference	26	406.29
24872PA0030005	Rating Area 7	No Preference	27	415.81
24872PA0030005	Rating Area 7	No Preference	28	431.29
24872PA0030005	Rating Area 7	No Preference	29	443.99
24872PA0030005	Rating Area 7	No Preference	30	450.33
24872PA0030005	Rating Area 7	No Preference	31	459.86
24872PA0030005	Rating Area 7	No Preference	32	469.38
24872PA0030005	Rating Area 7	No Preference	33	475.33
24872PA0030005	Rating Area 7	No Preference	34	481.68
24872PA0030005	Rating Area 7	No Preference	35	484.85
24872PA0030005	Rating Area 7	No Preference	36	488.03
24872PA0030005	Rating Area 7	No Preference	37	491.20
24872PA0030005	Rating Area 7	No Preference	38	494.38
24872PA0030005	Rating Area 7	No Preference	39	500.72
24872PA0030005	Rating Area 7	No Preference	40	507.07
24872PA0030005	Rating Area 7	No Preference	41	516.59
24872PA0030005	Rating Area 7	No Preference	42	525.72
24872PA0030005	Rating Area 7	No Preference	43	538.42
24872PA0030005	Rating Area 7	No Preference	44	554.29
24872PA0030005	Rating Area 7	No Preference	45	572.94
24872PA0030005	Rating Area 7	No Preference	46	595.16
24872PA0030005	Rating Area 7	No Preference	47	620.15
24872PA0030005	Rating Area 7	No Preference	48	648.72
24872PA0030005	Rating Area 7	No Preference	49	676.89
24872PA0030005	Rating Area 7	No Preference	50	708.63
24872PA0030005	Rating Area 7	No Preference	51	739.98
24872PA0030005	Rating Area 7	No Preference	52	774.50
24872PA0030005	Rating Area 7	No Preference	53	809.41
24872PA0030005	Rating Area 7	No Preference	54	847.10
24872PA0030005	Rating Area 7	No Preference	55	884.80
24872PA0030005	Rating Area 7	No Preference	56	925.66
24872PA0030005	Rating Area 7	No Preference	57	966.93
24872PA0030005	Rating Area 7	No Preference	58	1010.97
24872PA0030005	Rating Area 7	No Preference	59	1032.79
24872PA0030005	Rating Area 7	No Preference	60	1076.83
24872PA0030005	Rating Area 7	No Preference	61	1114.92
24872PA0030005	Rating Area 7	No Preference	62	1139.92
24872PA0030005	Rating Area 7	No Preference	63	1171.27
24872PA0030005	Rating Area 7	No Preference	64 and over	1190.31
24872PA0030005	Rating Area 8	No Preference	0-14	285.05
24872PA0030005	Rating Area 8	No Preference	15	310.39
24872PA0030005	Rating Area 8	No Preference	16	320.08
24872PA0030005	Rating Area 8	No Preference	17	329.77
24872PA0030005	Rating Area 8	No Preference	18	340.20
24872PA0030005	Rating Area 8	No Preference	19	350.64
24872PA0030005	Rating Area 8	No Preference	20	361.44
24872PA0030005	Rating Area 8	No Preference	21	372.62
24872PA0030005	Rating Area 8	No Preference	22	372.62
24872PA0030005	Rating Area 8	No Preference	23	372.62
24872PA0030005	Rating Area 8	No Preference	24	372.62
24872PA0030005	Rating Area 8	No Preference	25	374.11
24872PA0030005	Rating Area 8	No Preference	26	381.56
24872PA0030005	Rating Area 8	No Preference	27	390.51
24872PA0030005	Rating Area 8	No Preference	28	405.04
24872PA0030005	Rating Area 8	No Preference	29	416.96
24872PA0030005	Rating Area 8	No Preference	30	422.92
24872PA0030005	Rating Area 8	No Preference	31	431.87
24872PA0030005	Rating Area 8	No Preference	32	440.81
24872PA0030005	Rating Area 8	No Preference	33	446.40
24872PA0030005	Rating Area 8	No Preference	34	452.36
24872PA0030005	Rating Area 8	No Preference	35	455.34
24872PA0030005	Rating Area 8	No Preference	36	458.32
24872PA0030005	Rating Area 8	No Preference	37	461.30
24872PA0030005	Rating Area 8	No Preference	38	464.28
24872PA0030005	Rating Area 8	No Preference	39	470.25
24872PA0030005	Rating Area 8	No Preference	40	476.21
24872PA0030005	Rating Area 8	No Preference	41	485.15
24872PA0030005	Rating Area 8	No Preference	42	493.72
24872PA0030005	Rating Area 8	No Preference	43	505.65
24872PA0030005	Rating Area 8	No Preference	44	520.55
24872PA0030005	Rating Area 8	No Preference	45	538.06
24872PA0030005	Rating Area 8	No Preference	46	558.93
24872PA0030005	Rating Area 8	No Preference	47	582.41
24872PA0030005	Rating Area 8	No Preference	48	609.23
24872PA0030005	Rating Area 8	No Preference	49	635.69
24872PA0030005	Rating Area 8	No Preference	50	665.50
24872PA0030005	Rating Area 8	No Preference	51	694.94
24872PA0030005	Rating Area 8	No Preference	52	727.35
24872PA0030005	Rating Area 8	No Preference	53	760.14
24872PA0030005	Rating Area 8	No Preference	54	795.54
24872PA0030005	Rating Area 8	No Preference	55	830.94
24872PA0030005	Rating Area 8	No Preference	56	869.32
24872PA0030005	Rating Area 8	No Preference	57	908.07
24872PA0030005	Rating Area 8	No Preference	58	949.44
24872PA0030005	Rating Area 8	No Preference	59	969.93
24872PA0030005	Rating Area 8	No Preference	60	1011.29
24872PA0030005	Rating Area 8	No Preference	61	1047.06
24872PA0030005	Rating Area 8	No Preference	62	1070.54
24872PA0030005	Rating Area 8	No Preference	63	1099.97
24872PA0030005	Rating Area 8	No Preference	64 and over	1117.86
24872PA0030005	Rating Area 9	No Preference	0-14	297.88
24872PA0030005	Rating Area 9	No Preference	15	324.35

24872PA0030005	Rating Area 9	No Preference	16	334.48
24872PA0030005	Rating Area 9	No Preference	17	344.60
24872PA0030005	Rating Area 9	No Preference	18	355.50
24872PA0030005	Rating Area 9	No Preference	19	366.41
24872PA0030005	Rating Area 9	No Preference	20	377.70
24872PA0030005	Rating Area 9	No Preference	21	389.38
24872PA0030005	Rating Area 9	No Preference	22	389.38
24872PA0030005	Rating Area 9	No Preference	23	389.38
24872PA0030005	Rating Area 9	No Preference	24	389.38
24872PA0030005	Rating Area 9	No Preference	25	390.94
24872PA0030005	Rating Area 9	No Preference	26	398.73
24872PA0030005	Rating Area 9	No Preference	27	408.07
24872PA0030005	Rating Area 9	No Preference	28	423.26
24872PA0030005	Rating Area 9	No Preference	29	435.72
24872PA0030005	Rating Area 9	No Preference	30	441.95
24872PA0030005	Rating Area 9	No Preference	31	451.29
24872PA0030005	Rating Area 9	No Preference	32	460.64
24872PA0030005	Rating Area 9	No Preference	33	466.48
24872PA0030005	Rating Area 9	No Preference	34	472.71
24872PA0030005	Rating Area 9	No Preference	35	475.82
24872PA0030005	Rating Area 9	No Preference	36	478.94
24872PA0030005	Rating Area 9	No Preference	37	482.05
24872PA0030005	Rating Area 9	No Preference	38	485.17
24872PA0030005	Rating Area 9	No Preference	39	491.40
24872PA0030005	Rating Area 9	No Preference	40	497.63
24872PA0030005	Rating Area 9	No Preference	41	506.97
24872PA0030005	Rating Area 9	No Preference	42	515.93
24872PA0030005	Rating Area 9	No Preference	43	528.39
24872PA0030005	Rating Area 9	No Preference	44	543.96
24872PA0030005	Rating Area 9	No Preference	45	562.26
24872PA0030005	Rating Area 9	No Preference	46	584.07
24872PA0030005	Rating Area 9	No Preference	47	608.60
24872PA0030005	Rating Area 9	No Preference	48	636.64
24872PA0030005	Rating Area 9	No Preference	49	664.28
24872PA0030005	Rating Area 9	No Preference	50	695.43
24872PA0030005	Rating Area 9	No Preference	51	726.19
24872PA0030005	Rating Area 9	No Preference	52	760.07
24872PA0030005	Rating Area 9	No Preference	53	794.34
24872PA0030005	Rating Area 9	No Preference	54	831.33
24872PA0030005	Rating Area 9	No Preference	55	868.32
24872PA0030005	Rating Area 9	No Preference	56	908.42
24872PA0030005	Rating Area 9	No Preference	57	948.92
24872PA0030005	Rating Area 9	No Preference	58	992.14
24872PA0030005	Rating Area 9	No Preference	59	1013.56
24872PA0030005	Rating Area 9	No Preference	60	1056.78
24872PA0030005	Rating Area 9	No Preference	61	1094.16
24872PA0030005	Rating Area 9	No Preference	62	1118.69
24872PA0030005	Rating Area 9	No Preference	63	1149.45
24872PA0030005	Rating Area 9	No Preference	64 and over	1168.14
24872PA0030009	Rating Area 3	No Preference	0-14	294.06
24872PA0030009	Rating Area 3	No Preference	15	320.20
24872PA0030009	Rating Area 3	No Preference	16	330.19
24872PA0030009	Rating Area 3	No Preference	17	340.19
24872PA0030009	Rating Area 3	No Preference	18	350.95
24872PA0030009	Rating Area 3	No Preference	19	361.71
24872PA0030009	Rating Area 3	No Preference	20	372.86
24872PA0030009	Rating Area 3	No Preference	21	384.39
24872PA0030009	Rating Area 3	No Preference	22	384.39
24872PA0030009	Rating Area 3	No Preference	23	384.39
24872PA0030009	Rating Area 3	No Preference	24	384.39
24872PA0030009	Rating Area 3	No Preference	25	385.93
24872PA0030009	Rating Area 3	No Preference	26	393.62
24872PA0030009	Rating Area 3	No Preference	27	402.84
24872PA0030009	Rating Area 3	No Preference	28	417.83
24872PA0030009	Rating Area 3	No Preference	29	430.13
24872PA0030009	Rating Area 3	No Preference	30	436.28
24872PA0030009	Rating Area 3	No Preference	31	445.51
24872PA0030009	Rating Area 3	No Preference	32	454.73
24872PA0030009	Rating Area 3	No Preference	33	460.50
24872PA0030009	Rating Area 3	No Preference	34	466.65
24872PA0030009	Rating Area 3	No Preference	35	469.72
24872PA0030009	Rating Area 3	No Preference	36	472.80
24872PA0030009	Rating Area 3	No Preference	37	475.87
24872PA0030009	Rating Area 3	No Preference	38	478.95
24872PA0030009	Rating Area 3	No Preference	39	485.10
24872PA0030009	Rating Area 3	No Preference	40	491.25
24872PA0030009	Rating Area 3	No Preference	41	500.48
24872PA0030009	Rating Area 3	No Preference	42	509.32
24872PA0030009	Rating Area 3	No Preference	43	521.62
24872PA0030009	Rating Area 3	No Preference	44	536.99
24872PA0030009	Rating Area 3	No Preference	45	555.06
24872PA0030009	Rating Area 3	No Preference	46	576.59
24872PA0030009	Rating Area 3	No Preference	47	600.80
24872PA0030009	Rating Area 3	No Preference	48	628.48
24872PA0030009	Rating Area 3	No Preference	49	655.77
24872PA0030009	Rating Area 3	No Preference	50	686.52
24872PA0030009	Rating Area 3	No Preference	51	716.89
24872PA0030009	Rating Area 3	No Preference	52	750.33
24872PA0030009	Rating Area 3	No Preference	53	784.16
24872PA0030009	Rating Area 3	No Preference	54	820.67
24872PA0030009	Rating Area 3	No Preference	55	857.19
24872PA0030009	Rating Area 3	No Preference	56	896.78
24872PA0030009	Rating Area 3	No Preference	57	936.76
24872PA0030009	Rating Area 3	No Preference	58	979.43
24872PA0030009	Rating Area 3	No Preference	59	1000.57
24872PA0030009	Rating Area 3	No Preference	60	1043.23
24872PA0030009	Rating Area 3	No Preference	61	1080.14
24872PA0030009	Rating Area 3	No Preference	62	1104.35
24872PA0030009	Rating Area 3	No Preference	63	1134.72
24872PA0030009	Rating Area 3	No Preference	64 and over	1153.17
24872PA0030009	Rating Area 6	No Preference	0-14	286.99
24872PA0030009	Rating Area 6	No Preference	15	312.50
24872PA0030009	Rating Area 6	No Preference	16	322.25
24872PA0030009	Rating Area 6	No Preference	17	332.01
24872PA0030009	Rating Area 6	No Preference	18	342.51
24872PA0030009	Rating Area 6	No Preference	19	353.02
24872PA0030009	Rating Area 6	No Preference	20	363.90
24872PA0030009	Rating Area 6	No Preference	21	375.15
24872PA0030009	Rating Area 6	No Preference	22	375.15
24872PA0030009	Rating Area 6	No Preference	23	375.15

24872PA0030009	Rating Area 6	No Preference	24	375.15
24872PA0030009	Rating Area 6	No Preference	25	376.65
24872PA0030009	Rating Area 6	No Preference	26	384.15
24872PA0030009	Rating Area 6	No Preference	27	393.16
24872PA0030009	Rating Area 6	No Preference	28	407.79
24872PA0030009	Rating Area 6	No Preference	29	419.79
24872PA0030009	Rating Area 6	No Preference	30	425.80
24872PA0030009	Rating Area 6	No Preference	31	434.80
24872PA0030009	Rating Area 6	No Preference	32	443.80
24872PA0030009	Rating Area 6	No Preference	33	449.43
24872PA0030009	Rating Area 6	No Preference	34	455.43
24872PA0030009	Rating Area 6	No Preference	35	458.43
24872PA0030009	Rating Area 6	No Preference	36	461.43
24872PA0030009	Rating Area 6	No Preference	37	464.44
24872PA0030009	Rating Area 6	No Preference	38	467.44
24872PA0030009	Rating Area 6	No Preference	39	473.44
24872PA0030009	Rating Area 6	No Preference	40	479.44
24872PA0030009	Rating Area 6	No Preference	41	488.45
24872PA0030009	Rating Area 6	No Preference	42	497.07
24872PA0030009	Rating Area 6	No Preference	43	509.08
24872PA0030009	Rating Area 6	No Preference	44	524.08
24872PA0030009	Rating Area 6	No Preference	45	541.72
24872PA0030009	Rating Area 6	No Preference	46	562.73
24872PA0030009	Rating Area 6	No Preference	47	586.36
24872PA0030009	Rating Area 6	No Preference	48	613.37
24872PA0030009	Rating Area 6	No Preference	49	640.01
24872PA0030009	Rating Area 6	No Preference	50	670.02
24872PA0030009	Rating Area 6	No Preference	51	699.65
24872PA0030009	Rating Area 6	No Preference	52	732.29
24872PA0030009	Rating Area 6	No Preference	53	765.31
24872PA0030009	Rating Area 6	No Preference	54	800.95
24872PA0030009	Rating Area 6	No Preference	55	836.58
24872PA0030009	Rating Area 6	No Preference	56	875.22
24872PA0030009	Rating Area 6	No Preference	57	914.24
24872PA0030009	Rating Area 6	No Preference	58	955.88
24872PA0030009	Rating Area 6	No Preference	59	976.52
24872PA0030009	Rating Area 6	No Preference	60	1018.16
24872PA0030009	Rating Area 6	No Preference	61	1054.17
24872PA0030009	Rating Area 6	No Preference	62	1077.81
24872PA0030009	Rating Area 6	No Preference	63	1107.44
24872PA0030009	Rating Area 6	No Preference	64 and over	1125.45
24872PA0030009	Rating Area 7	No Preference	0-14	296.84
24872PA0030009	Rating Area 7	No Preference	15	323.23
24872PA0030009	Rating Area 7	No Preference	16	333.32
24872PA0030009	Rating Area 7	No Preference	17	343.41
24872PA0030009	Rating Area 7	No Preference	18	354.27
24872PA0030009	Rating Area 7	No Preference	19	365.14
24872PA0030009	Rating Area 7	No Preference	20	376.39
24872PA0030009	Rating Area 7	No Preference	21	388.03
24872PA0030009	Rating Area 7	No Preference	22	388.03
24872PA0030009	Rating Area 7	No Preference	23	388.03
24872PA0030009	Rating Area 7	No Preference	24	388.03
24872PA0030009	Rating Area 7	No Preference	25	389.58
24872PA0030009	Rating Area 7	No Preference	26	397.34
24872PA0030009	Rating Area 7	No Preference	27	406.66
24872PA0030009	Rating Area 7	No Preference	28	421.79
24872PA0030009	Rating Area 7	No Preference	29	434.21
24872PA0030009	Rating Area 7	No Preference	30	440.41
24872PA0030009	Rating Area 7	No Preference	31	449.73
24872PA0030009	Rating Area 7	No Preference	32	459.04
24872PA0030009	Rating Area 7	No Preference	33	464.86
24872PA0030009	Rating Area 7	No Preference	34	471.07
24872PA0030009	Rating Area 7	No Preference	35	474.17
24872PA0030009	Rating Area 7	No Preference	36	477.28
24872PA0030009	Rating Area 7	No Preference	37	480.38
24872PA0030009	Rating Area 7	No Preference	38	483.49
24872PA0030009	Rating Area 7	No Preference	39	489.69
24872PA0030009	Rating Area 7	No Preference	40	495.90
24872PA0030009	Rating Area 7	No Preference	41	505.22
24872PA0030009	Rating Area 7	No Preference	42	514.14
24872PA0030009	Rating Area 7	No Preference	43	526.56
24872PA0030009	Rating Area 7	No Preference	44	542.08
24872PA0030009	Rating Area 7	No Preference	45	560.32
24872PA0030009	Rating Area 7	No Preference	46	582.05
24872PA0030009	Rating Area 7	No Preference	47	606.49
24872PA0030009	Rating Area 7	No Preference	48	634.43
24872PA0030009	Rating Area 7	No Preference	49	661.98
24872PA0030009	Rating Area 7	No Preference	50	693.02
24872PA0030009	Rating Area 7	No Preference	51	723.68
24872PA0030009	Rating Area 7	No Preference	52	757.43
24872PA0030009	Rating Area 7	No Preference	53	791.58
24872PA0030009	Rating Area 7	No Preference	54	828.44
24872PA0030009	Rating Area 7	No Preference	55	865.31
24872PA0030009	Rating Area 7	No Preference	56	905.27
24872PA0030009	Rating Area 7	No Preference	57	945.63
24872PA0030009	Rating Area 7	No Preference	58	988.70
24872PA0030009	Rating Area 7	No Preference	59	1010.04
24872PA0030009	Rating Area 7	No Preference	60	1053.11
24872PA0030009	Rating Area 7	No Preference	61	1090.36
24872PA0030009	Rating Area 7	No Preference	62	1114.81
24872PA0030009	Rating Area 7	No Preference	63	1145.46
24872PA0030009	Rating Area 7	No Preference	64 and over	1164.09
24872PA0030009	Rating Area 8	No Preference	0-14	278.77
24872PA0030009	Rating Area 8	No Preference	15	303.55
24872PA0030009	Rating Area 8	No Preference	16	313.03
24872PA0030009	Rating Area 8	No Preference	17	322.50
24872PA0030009	Rating Area 8	No Preference	18	332.71
24872PA0030009	Rating Area 8	No Preference	19	342.91
24872PA0030009	Rating Area 8	No Preference	20	353.48
24872PA0030009	Rating Area 8	No Preference	21	364.41
24872PA0030009	Rating Area 8	No Preference	22	364.41
24872PA0030009	Rating Area 8	No Preference	23	364.41
24872PA0030009	Rating Area 8	No Preference	24	364.41
24872PA0030009	Rating Area 8	No Preference	25	365.87
24872PA0030009	Rating Area 8	No Preference	26	373.16
24872PA0030009	Rating Area 8	No Preference	27	381.90
24872PA0030009	Rating Area 8	No Preference	28	396.11
24872PA0030009	Rating Area 8	No Preference	29	407.77
24872PA0030009	Rating Area 8	No Preference	30	413.61
24872PA0030009	Rating Area 8	No Preference	31	422.35

24872PA0030009	Rating Area 8	No Preference	32	431.10
24872PA0030009	Rating Area 8	No Preference	33	436.56
24872PA0030009	Rating Area 8	No Preference	34	442.39
24872PA0030009	Rating Area 8	No Preference	35	445.31
24872PA0030009	Rating Area 8	No Preference	36	448.22
24872PA0030009	Rating Area 8	No Preference	37	451.14
24872PA0030009	Rating Area 8	No Preference	38	454.05
24872PA0030009	Rating Area 8	No Preference	39	459.89
24872PA0030009	Rating Area 8	No Preference	40	465.72
24872PA0030009	Rating Area 8	No Preference	41	474.46
24872PA0030009	Rating Area 8	No Preference	42	482.84
24872PA0030009	Rating Area 8	No Preference	43	494.50
24872PA0030009	Rating Area 8	No Preference	44	509.08
24872PA0030009	Rating Area 8	No Preference	45	526.21
24872PA0030009	Rating Area 8	No Preference	46	546.62
24872PA0030009	Rating Area 8	No Preference	47	569.57
24872PA0030009	Rating Area 8	No Preference	48	595.81
24872PA0030009	Rating Area 8	No Preference	49	621.68
24872PA0030009	Rating Area 8	No Preference	50	650.84
24872PA0030009	Rating Area 8	No Preference	51	679.62
24872PA0030009	Rating Area 8	No Preference	52	711.33
24872PA0030009	Rating Area 8	No Preference	53	743.40
24872PA0030009	Rating Area 8	No Preference	54	778.02
24872PA0030009	Rating Area 8	No Preference	55	812.63
24872PA0030009	Rating Area 8	No Preference	56	850.17
24872PA0030009	Rating Area 8	No Preference	57	888.07
24872PA0030009	Rating Area 8	No Preference	58	928.52
24872PA0030009	Rating Area 8	No Preference	59	948.56
24872PA0030009	Rating Area 8	No Preference	60	989.01
24872PA0030009	Rating Area 8	No Preference	61	1023.99
24872PA0030009	Rating Area 8	No Preference	62	1046.95
24872PA0030009	Rating Area 8	No Preference	63	1075.74
24872PA0030009	Rating Area 8	No Preference	64 and over	1093.23
24872PA0030009	Rating Area 9	No Preference	0-14	291.31
24872PA0030009	Rating Area 9	No Preference	15	317.21
24872PA0030009	Rating Area 9	No Preference	16	327.11
24872PA0030009	Rating Area 9	No Preference	17	337.01
24872PA0030009	Rating Area 9	No Preference	18	347.67
24872PA0030009	Rating Area 9	No Preference	19	358.33
24872PA0030009	Rating Area 9	No Preference	20	369.38
24872PA0030009	Rating Area 9	No Preference	21	380.80
24872PA0030009	Rating Area 9	No Preference	22	380.80
24872PA0030009	Rating Area 9	No Preference	23	380.80
24872PA0030009	Rating Area 9	No Preference	24	380.80
24872PA0030009	Rating Area 9	No Preference	25	382.32
24872PA0030009	Rating Area 9	No Preference	26	389.94
24872PA0030009	Rating Area 9	No Preference	27	399.08
24872PA0030009	Rating Area 9	No Preference	28	413.93
24872PA0030009	Rating Area 9	No Preference	29	426.12
24872PA0030009	Rating Area 9	No Preference	30	432.21
24872PA0030009	Rating Area 9	No Preference	31	441.35
24872PA0030009	Rating Area 9	No Preference	32	450.49
24872PA0030009	Rating Area 9	No Preference	33	456.20
24872PA0030009	Rating Area 9	No Preference	34	462.29
24872PA0030009	Rating Area 9	No Preference	35	465.34
24872PA0030009	Rating Area 9	No Preference	36	468.38
24872PA0030009	Rating Area 9	No Preference	37	471.43
24872PA0030009	Rating Area 9	No Preference	38	474.48
24872PA0030009	Rating Area 9	No Preference	39	480.57
24872PA0030009	Rating Area 9	No Preference	40	486.66
24872PA0030009	Rating Area 9	No Preference	41	495.80
24872PA0030009	Rating Area 9	No Preference	42	504.56
24872PA0030009	Rating Area 9	No Preference	43	516.75
24872PA0030009	Rating Area 9	No Preference	44	531.98
24872PA0030009	Rating Area 9	No Preference	45	549.88
24872PA0030009	Rating Area 9	No Preference	46	571.20
24872PA0030009	Rating Area 9	No Preference	47	595.19
24872PA0030009	Rating Area 9	No Preference	48	622.61
24872PA0030009	Rating Area 9	No Preference	49	649.64
24872PA0030009	Rating Area 9	No Preference	50	680.11
24872PA0030009	Rating Area 9	No Preference	51	710.19
24872PA0030009	Rating Area 9	No Preference	52	743.32
24872PA0030009	Rating Area 9	No Preference	53	776.83
24872PA0030009	Rating Area 9	No Preference	54	813.01
24872PA0030009	Rating Area 9	No Preference	55	849.18
24872PA0030009	Rating Area 9	No Preference	56	888.41
24872PA0030009	Rating Area 9	No Preference	57	928.01
24872PA0030009	Rating Area 9	No Preference	58	970.28
24872PA0030009	Rating Area 9	No Preference	59	991.22
24872PA0030009	Rating Area 9	No Preference	60	1033.49
24872PA0030009	Rating Area 9	No Preference	61	1070.05
24872PA0030009	Rating Area 9	No Preference	62	1094.04
24872PA0030009	Rating Area 9	No Preference	63	1124.12
24872PA0030009	Rating Area 9	No Preference	64 and over	1142.40

2024 Rates Table Template v13.0				
All fields with an asterisk (*) are required. To validate press Validate button or Ctrl + Shift + I. To finalize, press Finalize button or Ctrl + Shift + F.				
If you are in a community rating state, select Family-Tier Rates under Rating Method and fill in all columns.				
If you are not in a community rating state, select Age-Based Rates under Rating Method and provide an Individual Rate for every age band.				
If Tobacco is Tobacco User/Non-Tobacco User, you must give a rate for Tobacco Use and Non-Tobacco Use.				
To add a new sheet, press the Add Sheet button, or Ctrl + Shift + H. All plans must have the same dates on a sheet.				
HIOS Issuer ID*	24872			
Rate Effective Date*	4/1/2024			
Rate Expiration Date*	6/30/2024			
Rating Method*	Age-Based Rates			
Plan ID*	Rating Area ID*	Tobacco*	Age*	Individual Rate*
Required: Enter the 14-character Plan ID	Required: Select the Rating Area ID	Required: Select if Tobacco use of subscriber is used to determine if a person is eligible for a rate from a plan	Required: Select the age of a subscriber eligible for the rate	Required: Enter the rate of an Individual Non-Tobacco or No Preference enrollee on a plan
24872PA0030001	Rating Area 1	No Preference	0-14	239.50
24872PA0030001	Rating Area 1	No Preference	15	260.79
24872PA0030001	Rating Area 1	No Preference	16	268.93
24872PA0030001	Rating Area 1	No Preference	17	277.07
24872PA0030001	Rating Area 1	No Preference	18	285.83
24872PA0030001	Rating Area 1	No Preference	19	294.60
24872PA0030001	Rating Area 1	No Preference	20	303.68
24872PA0030001	Rating Area 1	No Preference	21	313.07
24872PA0030001	Rating Area 1	No Preference	22	313.07
24872PA0030001	Rating Area 1	No Preference	23	313.07
24872PA0030001	Rating Area 1	No Preference	24	313.07
24872PA0030001	Rating Area 1	No Preference	25	314.32
24872PA0030001	Rating Area 1	No Preference	26	320.58
24872PA0030001	Rating Area 1	No Preference	27	328.10
24872PA0030001	Rating Area 1	No Preference	28	340.31
24872PA0030001	Rating Area 1	No Preference	29	350.33
24872PA0030001	Rating Area 1	No Preference	30	355.33
24872PA0030001	Rating Area 1	No Preference	31	362.85
24872PA0030001	Rating Area 1	No Preference	32	370.36
24872PA0030001	Rating Area 1	No Preference	33	375.06
24872PA0030001	Rating Area 1	No Preference	34	380.07
24872PA0030001	Rating Area 1	No Preference	35	382.57
24872PA0030001	Rating Area 1	No Preference	36	385.08
24872PA0030001	Rating Area 1	No Preference	37	387.58
24872PA0030001	Rating Area 1	No Preference	38	390.09
24872PA0030001	Rating Area 1	No Preference	39	395.09
24872PA0030001	Rating Area 1	No Preference	40	400.10
24872PA0030001	Rating Area 1	No Preference	41	407.62
24872PA0030001	Rating Area 1	No Preference	42	414.82
24872PA0030001	Rating Area 1	No Preference	43	424.84
24872PA0030001	Rating Area 1	No Preference	44	437.36
24872PA0030001	Rating Area 1	No Preference	45	452.07
24872PA0030001	Rating Area 1	No Preference	46	469.61
24872PA0030001	Rating Area 1	No Preference	47	489.33
24872PA0030001	Rating Area 1	No Preference	48	511.87
24872PA0030001	Rating Area 1	No Preference	49	534.10
24872PA0030001	Rating Area 1	No Preference	50	559.14
24872PA0030001	Rating Area 1	No Preference	51	583.88
24872PA0030001	Rating Area 1	No Preference	52	611.11
24872PA0030001	Rating Area 1	No Preference	53	638.66
24872PA0030001	Rating Area 1	No Preference	54	668.40
24872PA0030001	Rating Area 1	No Preference	55	698.15
24872PA0030001	Rating Area 1	No Preference	56	730.39
24872PA0030001	Rating Area 1	No Preference	57	762.95
24872PA0030001	Rating Area 1	No Preference	58	797.70
24872PA0030001	Rating Area 1	No Preference	59	814.92
24872PA0030001	Rating Area 1	No Preference	60	849.67
24872PA0030001	Rating Area 1	No Preference	61	879.73
24872PA0030001	Rating Area 1	No Preference	62	899.45
24872PA0030001	Rating Area 1	No Preference	63	924.18
24872PA0030001	Rating Area 1	No Preference	64 and over	939.21
24872PA0030001	Rating Area 2	No Preference	0-14	234.84
24872PA0030001	Rating Area 2	No Preference	15	255.71
24872PA0030001	Rating Area 2	No Preference	16	263.70
24872PA0030001	Rating Area 2	No Preference	17	271.68
24872PA0030001	Rating Area 2	No Preference	18	280.27
24872PA0030001	Rating Area 2	No Preference	19	288.87
24872PA0030001	Rating Area 2	No Preference	20	297.77
24872PA0030001	Rating Area 2	No Preference	21	306.98
24872PA0030001	Rating Area 2	No Preference	22	306.98
24872PA0030001	Rating Area 2	No Preference	23	306.98
24872PA0030001	Rating Area 2	No Preference	24	306.98
24872PA0030001	Rating Area 2	No Preference	25	308.21
24872PA0030001	Rating Area 2	No Preference	26	314.35
24872PA0030001	Rating Area 2	No Preference	27	321.72
24872PA0030001	Rating Area 2	No Preference	28	333.69
24872PA0030001	Rating Area 2	No Preference	29	343.51
24872PA0030001	Rating Area 2	No Preference	30	348.42
24872PA0030001	Rating Area 2	No Preference	31	355.79
24872PA0030001	Rating Area 2	No Preference	32	363.16
24872PA0030001	Rating Area 2	No Preference	33	367.76
24872PA0030001	Rating Area 2	No Preference	34	372.67
24872PA0030001	Rating Area 2	No Preference	35	375.13
24872PA0030001	Rating Area 2	No Preference	36	377.59
24872PA0030001	Rating Area 2	No Preference	37	380.04
24872PA0030001	Rating Area 2	No Preference	38	382.50
24872PA0030001	Rating Area 2	No Preference	39	387.41
24872PA0030001	Rating Area 2	No Preference	40	392.32
24872PA0030001	Rating Area 2	No Preference	41	399.69
24872PA0030001	Rating Area 2	No Preference	42	406.75
24872PA0030001	Rating Area 2	No Preference	43	416.57
24872PA0030001	Rating Area 2	No Preference	44	428.85
24872PA0030001	Rating Area 2	No Preference	45	443.28
24872PA0030001	Rating Area 2	No Preference	46	460.47
24872PA0030001	Rating Area 2	No Preference	47	479.81
24872PA0030001	Rating Area 2	No Preference	48	501.91
24872PA0030001	Rating Area 2	No Preference	49	523.71
24872PA0030001	Rating Area 2	No Preference	50	548.27
24872PA0030001	Rating Area 2	No Preference	51	572.52
24872PA0030001	Rating Area 2	No Preference	52	599.22
24872PA0030001	Rating Area 2	No Preference	53	626.24

24872PA0030001	Rating Area 2	No Preference	54	655.40
24872PA0030001	Rating Area 2	No Preference	55	684.57
24872PA0030001	Rating Area 2	No Preference	56	716.18
24872PA0030001	Rating Area 2	No Preference	57	748.11
24872PA0030001	Rating Area 2	No Preference	58	782.19
24872PA0030001	Rating Area 2	No Preference	59	799.07
24872PA0030001	Rating Area 2	No Preference	60	833.14
24872PA0030001	Rating Area 2	No Preference	61	862.61
24872PA0030001	Rating Area 2	No Preference	62	881.95
24872PA0030001	Rating Area 2	No Preference	63	906.20
24872PA0030001	Rating Area 2	No Preference	64 and over	920.94
24872PA0030001	Rating Area 3	No Preference	0-14	281.48
24872PA0030001	Rating Area 3	No Preference	15	306.50
24872PA0030001	Rating Area 3	No Preference	16	316.07
24872PA0030001	Rating Area 3	No Preference	17	325.64
24872PA0030001	Rating Area 3	No Preference	18	335.94
24872PA0030001	Rating Area 3	No Preference	19	346.24
24872PA0030001	Rating Area 3	No Preference	20	356.91
24872PA0030001	Rating Area 3	No Preference	21	367.95
24872PA0030001	Rating Area 3	No Preference	22	367.95
24872PA0030001	Rating Area 3	No Preference	23	367.95
24872PA0030001	Rating Area 3	No Preference	24	367.95
24872PA0030001	Rating Area 3	No Preference	25	369.42
24872PA0030001	Rating Area 3	No Preference	26	376.78
24872PA0030001	Rating Area 3	No Preference	27	385.61
24872PA0030001	Rating Area 3	No Preference	28	399.96
24872PA0030001	Rating Area 3	No Preference	29	411.74
24872PA0030001	Rating Area 3	No Preference	30	417.62
24872PA0030001	Rating Area 3	No Preference	31	426.45
24872PA0030001	Rating Area 3	No Preference	32	435.28
24872PA0030001	Rating Area 3	No Preference	33	440.80
24872PA0030001	Rating Area 3	No Preference	34	446.69
24872PA0030001	Rating Area 3	No Preference	35	449.63
24872PA0030001	Rating Area 3	No Preference	36	452.58
24872PA0030001	Rating Area 3	No Preference	37	455.52
24872PA0030001	Rating Area 3	No Preference	38	458.47
24872PA0030001	Rating Area 3	No Preference	39	464.35
24872PA0030001	Rating Area 3	No Preference	40	470.24
24872PA0030001	Rating Area 3	No Preference	41	479.07
24872PA0030001	Rating Area 3	No Preference	42	487.53
24872PA0030001	Rating Area 3	No Preference	43	499.31
24872PA0030001	Rating Area 3	No Preference	44	514.03
24872PA0030001	Rating Area 3	No Preference	45	531.32
24872PA0030001	Rating Area 3	No Preference	46	551.93
24872PA0030001	Rating Area 3	No Preference	47	575.11
24872PA0030001	Rating Area 3	No Preference	48	601.60
24872PA0030001	Rating Area 3	No Preference	49	627.72
24872PA0030001	Rating Area 3	No Preference	50	657.16
24872PA0030001	Rating Area 3	No Preference	51	686.23
24872PA0030001	Rating Area 3	No Preference	52	718.24
24872PA0030001	Rating Area 3	No Preference	53	750.62
24872PA0030001	Rating Area 3	No Preference	54	785.57
24872PA0030001	Rating Area 3	No Preference	55	820.53
24872PA0030001	Rating Area 3	No Preference	56	858.43
24872PA0030001	Rating Area 3	No Preference	57	896.69
24872PA0030001	Rating Area 3	No Preference	58	937.54
24872PA0030001	Rating Area 3	No Preference	59	957.77
24872PA0030001	Rating Area 3	No Preference	60	998.62
24872PA0030001	Rating Area 3	No Preference	61	1033.94
24872PA0030001	Rating Area 3	No Preference	62	1057.12
24872PA0030001	Rating Area 3	No Preference	63	1086.19
24872PA0030001	Rating Area 3	No Preference	64 and over	1103.85
24872PA0030001	Rating Area 4	No Preference	0-14	265.39
24872PA0030001	Rating Area 4	No Preference	15	288.98
24872PA0030001	Rating Area 4	No Preference	16	298.00
24872PA0030001	Rating Area 4	No Preference	17	307.02
24872PA0030001	Rating Area 4	No Preference	18	316.73
24872PA0030001	Rating Area 4	No Preference	19	326.44
24872PA0030001	Rating Area 4	No Preference	20	336.50
24872PA0030001	Rating Area 4	No Preference	21	346.91
24872PA0030001	Rating Area 4	No Preference	22	346.91
24872PA0030001	Rating Area 4	No Preference	23	346.91
24872PA0030001	Rating Area 4	No Preference	24	346.91
24872PA0030001	Rating Area 4	No Preference	25	348.30
24872PA0030001	Rating Area 4	No Preference	26	355.24
24872PA0030001	Rating Area 4	No Preference	27	363.56
24872PA0030001	Rating Area 4	No Preference	28	377.09
24872PA0030001	Rating Area 4	No Preference	29	388.19
24872PA0030001	Rating Area 4	No Preference	30	393.74
24872PA0030001	Rating Area 4	No Preference	31	402.07
24872PA0030001	Rating Area 4	No Preference	32	410.39
24872PA0030001	Rating Area 4	No Preference	33	415.60
24872PA0030001	Rating Area 4	No Preference	34	421.15
24872PA0030001	Rating Area 4	No Preference	35	423.92
24872PA0030001	Rating Area 4	No Preference	36	426.70
24872PA0030001	Rating Area 4	No Preference	37	429.47
24872PA0030001	Rating Area 4	No Preference	38	432.25
24872PA0030001	Rating Area 4	No Preference	39	437.80
24872PA0030001	Rating Area 4	No Preference	40	443.35
24872PA0030001	Rating Area 4	No Preference	41	451.68
24872PA0030001	Rating Area 4	No Preference	42	459.66
24872PA0030001	Rating Area 4	No Preference	43	470.76
24872PA0030001	Rating Area 4	No Preference	44	484.63
24872PA0030001	Rating Area 4	No Preference	45	500.94
24872PA0030001	Rating Area 4	No Preference	46	520.37
24872PA0030001	Rating Area 4	No Preference	47	542.22
24872PA0030001	Rating Area 4	No Preference	48	567.20
24872PA0030001	Rating Area 4	No Preference	49	591.83
24872PA0030001	Rating Area 4	No Preference	50	619.58
24872PA0030001	Rating Area 4	No Preference	51	646.99
24872PA0030001	Rating Area 4	No Preference	52	677.17
24872PA0030001	Rating Area 4	No Preference	53	707.70
24872PA0030001	Rating Area 4	No Preference	54	740.65
24872PA0030001	Rating Area 4	No Preference	55	773.61
24872PA0030001	Rating Area 4	No Preference	56	809.34
24872PA0030001	Rating Area 4	No Preference	57	845.42
24872PA0030001	Rating Area 4	No Preference	58	883.93
24872PA0030001	Rating Area 4	No Preference	59	903.01
24872PA0030001	Rating Area 4	No Preference	60	941.51
24872PA0030001	Rating Area 4	No Preference	61	974.82

24872PA0030001	Rating Area 4	No Preference	62	996.67
24872PA0030001	Rating Area 4	No Preference	63	1024.08
24872PA0030001	Rating Area 4	No Preference	64 and over	1040.73
24872PA0030001	Rating Area 5	No Preference	0-14	265.97
24872PA0030001	Rating Area 5	No Preference	15	289.61
24872PA0030001	Rating Area 5	No Preference	16	298.65
24872PA0030001	Rating Area 5	No Preference	17	307.69
24872PA0030001	Rating Area 5	No Preference	18	317.42
24872PA0030001	Rating Area 5	No Preference	19	327.16
24872PA0030001	Rating Area 5	No Preference	20	337.24
24872PA0030001	Rating Area 5	No Preference	21	347.67
24872PA0030001	Rating Area 5	No Preference	22	347.67
24872PA0030001	Rating Area 5	No Preference	23	347.67
24872PA0030001	Rating Area 5	No Preference	24	347.67
24872PA0030001	Rating Area 5	No Preference	25	349.06
24872PA0030001	Rating Area 5	No Preference	26	356.01
24872PA0030001	Rating Area 5	No Preference	27	364.36
24872PA0030001	Rating Area 5	No Preference	28	377.92
24872PA0030001	Rating Area 5	No Preference	29	389.04
24872PA0030001	Rating Area 5	No Preference	30	394.61
24872PA0030001	Rating Area 5	No Preference	31	402.95
24872PA0030001	Rating Area 5	No Preference	32	411.29
24872PA0030001	Rating Area 5	No Preference	33	416.51
24872PA0030001	Rating Area 5	No Preference	34	422.07
24872PA0030001	Rating Area 5	No Preference	35	424.85
24872PA0030001	Rating Area 5	No Preference	36	427.63
24872PA0030001	Rating Area 5	No Preference	37	430.42
24872PA0030001	Rating Area 5	No Preference	38	433.20
24872PA0030001	Rating Area 5	No Preference	39	438.76
24872PA0030001	Rating Area 5	No Preference	40	444.32
24872PA0030001	Rating Area 5	No Preference	41	452.67
24872PA0030001	Rating Area 5	No Preference	42	460.66
24872PA0030001	Rating Area 5	No Preference	43	471.79
24872PA0030001	Rating Area 5	No Preference	44	485.69
24872PA0030001	Rating Area 5	No Preference	45	502.04
24872PA0030001	Rating Area 5	No Preference	46	521.51
24872PA0030001	Rating Area 5	No Preference	47	543.41
24872PA0030001	Rating Area 5	No Preference	48	568.44
24872PA0030001	Rating Area 5	No Preference	49	593.13
24872PA0030001	Rating Area 5	No Preference	50	620.94
24872PA0030001	Rating Area 5	No Preference	51	648.40
24872PA0030001	Rating Area 5	No Preference	52	678.65
24872PA0030001	Rating Area 5	No Preference	53	709.25
24872PA0030001	Rating Area 5	No Preference	54	742.28
24872PA0030001	Rating Area 5	No Preference	55	775.30
24872PA0030001	Rating Area 5	No Preference	56	811.11
24872PA0030001	Rating Area 5	No Preference	57	847.27
24872PA0030001	Rating Area 5	No Preference	58	885.86
24872PA0030001	Rating Area 5	No Preference	59	904.99
24872PA0030001	Rating Area 5	No Preference	60	943.58
24872PA0030001	Rating Area 5	No Preference	61	976.95
24872PA0030001	Rating Area 5	No Preference	62	998.86
24872PA0030001	Rating Area 5	No Preference	63	1026.32
24872PA0030001	Rating Area 5	No Preference	64 and over	1043.01
24872PA0030002	Rating Area 3	No Preference	0-14	339.41
24872PA0030002	Rating Area 3	No Preference	15	369.58
24872PA0030002	Rating Area 3	No Preference	16	381.11
24872PA0030002	Rating Area 3	No Preference	17	392.65
24872PA0030002	Rating Area 3	No Preference	18	405.07
24872PA0030002	Rating Area 3	No Preference	19	417.49
24872PA0030002	Rating Area 3	No Preference	20	430.36
24872PA0030002	Rating Area 3	No Preference	21	443.67
24872PA0030002	Rating Area 3	No Preference	22	443.67
24872PA0030002	Rating Area 3	No Preference	23	443.67
24872PA0030002	Rating Area 3	No Preference	24	443.67
24872PA0030002	Rating Area 3	No Preference	25	445.44
24872PA0030002	Rating Area 3	No Preference	26	454.32
24872PA0030002	Rating Area 3	No Preference	27	464.97
24872PA0030002	Rating Area 3	No Preference	28	482.27
24872PA0030002	Rating Area 3	No Preference	29	496.47
24872PA0030002	Rating Area 3	No Preference	30	503.57
24872PA0030002	Rating Area 3	No Preference	31	514.21
24872PA0030002	Rating Area 3	No Preference	32	524.86
24872PA0030002	Rating Area 3	No Preference	33	531.52
24872PA0030002	Rating Area 3	No Preference	34	538.62
24872PA0030002	Rating Area 3	No Preference	35	542.16
24872PA0030002	Rating Area 3	No Preference	36	545.71
24872PA0030002	Rating Area 3	No Preference	37	549.26
24872PA0030002	Rating Area 3	No Preference	38	552.81
24872PA0030002	Rating Area 3	No Preference	39	559.91
24872PA0030002	Rating Area 3	No Preference	40	567.01
24872PA0030002	Rating Area 3	No Preference	41	577.66
24872PA0030002	Rating Area 3	No Preference	42	587.86
24872PA0030002	Rating Area 3	No Preference	43	602.06
24872PA0030002	Rating Area 3	No Preference	44	619.81
24872PA0030002	Rating Area 3	No Preference	45	640.66
24872PA0030002	Rating Area 3	No Preference	46	665.51
24872PA0030002	Rating Area 3	No Preference	47	693.46
24872PA0030002	Rating Area 3	No Preference	48	725.40
24872PA0030002	Rating Area 3	No Preference	49	756.90
24872PA0030002	Rating Area 3	No Preference	50	792.39
24872PA0030002	Rating Area 3	No Preference	51	827.44
24872PA0030002	Rating Area 3	No Preference	52	866.04
24872PA0030002	Rating Area 3	No Preference	53	905.09
24872PA0030002	Rating Area 3	No Preference	54	947.24
24872PA0030002	Rating Area 3	No Preference	55	989.38
24872PA0030002	Rating Area 3	No Preference	56	1035.08
24872PA0030002	Rating Area 3	No Preference	57	1081.22
24872PA0030002	Rating Area 3	No Preference	58	1130.47
24872PA0030002	Rating Area 3	No Preference	59	1154.87
24872PA0030002	Rating Area 3	No Preference	60	1204.12
24872PA0030002	Rating Area 3	No Preference	61	1246.71
24872PA0030002	Rating Area 3	No Preference	62	1274.66
24872PA0030002	Rating Area 3	No Preference	63	1309.71
24872PA0030002	Rating Area 3	No Preference	64 and over	1331.01
24872PA0030002	Rating Area 6	No Preference	0-14	331.25
24872PA0030002	Rating Area 6	No Preference	15	360.70
24872PA0030002	Rating Area 6	No Preference	16	371.96
24872PA0030002	Rating Area 6	No Preference	17	383.21
24872PA0030002	Rating Area 6	No Preference	18	395.34

24872PA0030002	Rating Area 6	No Preference	19	407.46
24872PA0030002	Rating Area 6	No Preference	20	420.02
24872PA0030002	Rating Area 6	No Preference	21	433.01
24872PA0030002	Rating Area 6	No Preference	22	433.01
24872PA0030002	Rating Area 6	No Preference	23	433.01
24872PA0030002	Rating Area 6	No Preference	24	433.01
24872PA0030002	Rating Area 6	No Preference	25	434.74
24872PA0030002	Rating Area 6	No Preference	26	443.40
24872PA0030002	Rating Area 6	No Preference	27	453.79
24872PA0030002	Rating Area 6	No Preference	28	470.68
24872PA0030002	Rating Area 6	No Preference	29	484.54
24872PA0030002	Rating Area 6	No Preference	30	491.47
24872PA0030002	Rating Area 6	No Preference	31	501.86
24872PA0030002	Rating Area 6	No Preference	32	512.25
24872PA0030002	Rating Area 6	No Preference	33	518.75
24872PA0030002	Rating Area 6	No Preference	34	525.67
24872PA0030002	Rating Area 6	No Preference	35	529.14
24872PA0030002	Rating Area 6	No Preference	36	532.60
24872PA0030002	Rating Area 6	No Preference	37	536.07
24872PA0030002	Rating Area 6	No Preference	38	539.53
24872PA0030002	Rating Area 6	No Preference	39	546.46
24872PA0030002	Rating Area 6	No Preference	40	553.39
24872PA0030002	Rating Area 6	No Preference	41	563.78
24872PA0030002	Rating Area 6	No Preference	42	573.74
24872PA0030002	Rating Area 6	No Preference	43	587.59
24872PA0030002	Rating Area 6	No Preference	44	604.91
24872PA0030002	Rating Area 6	No Preference	45	625.27
24872PA0030002	Rating Area 6	No Preference	46	649.52
24872PA0030002	Rating Area 6	No Preference	47	676.79
24872PA0030002	Rating Area 6	No Preference	48	707.97
24872PA0030002	Rating Area 6	No Preference	49	738.72
24872PA0030002	Rating Area 6	No Preference	50	773.36
24872PA0030002	Rating Area 6	No Preference	51	807.56
24872PA0030002	Rating Area 6	No Preference	52	845.24
24872PA0030002	Rating Area 6	No Preference	53	883.34
24872PA0030002	Rating Area 6	No Preference	54	924.48
24872PA0030002	Rating Area 6	No Preference	55	965.61
24872PA0030002	Rating Area 6	No Preference	56	1010.21
24872PA0030002	Rating Area 6	No Preference	57	1055.25
24872PA0030002	Rating Area 6	No Preference	58	1103.31
24872PA0030002	Rating Area 6	No Preference	59	1127.13
24872PA0030002	Rating Area 6	No Preference	60	1175.19
24872PA0030002	Rating Area 6	No Preference	61	1216.76
24872PA0030002	Rating Area 6	No Preference	62	1244.04
24872PA0030002	Rating Area 6	No Preference	63	1278.25
24872PA0030002	Rating Area 6	No Preference	64 and over	1299.03
24872PA0030002	Rating Area 7	No Preference	0-14	342.62
24872PA0030002	Rating Area 7	No Preference	15	373.08
24872PA0030002	Rating Area 7	No Preference	16	384.72
24872PA0030002	Rating Area 7	No Preference	17	396.36
24872PA0030002	Rating Area 7	No Preference	18	408.91
24872PA0030002	Rating Area 7	No Preference	19	421.45
24872PA0030002	Rating Area 7	No Preference	20	434.43
24872PA0030002	Rating Area 7	No Preference	21	447.87
24872PA0030002	Rating Area 7	No Preference	22	447.87
24872PA0030002	Rating Area 7	No Preference	23	447.87
24872PA0030002	Rating Area 7	No Preference	24	447.87
24872PA0030002	Rating Area 7	No Preference	25	449.66
24872PA0030002	Rating Area 7	No Preference	26	458.62
24872PA0030002	Rating Area 7	No Preference	27	469.37
24872PA0030002	Rating Area 7	No Preference	28	486.83
24872PA0030002	Rating Area 7	No Preference	29	501.17
24872PA0030002	Rating Area 7	No Preference	30	508.33
24872PA0030002	Rating Area 7	No Preference	31	519.08
24872PA0030002	Rating Area 7	No Preference	32	529.83
24872PA0030002	Rating Area 7	No Preference	33	536.55
24872PA0030002	Rating Area 7	No Preference	34	543.71
24872PA0030002	Rating Area 7	No Preference	35	547.30
24872PA0030002	Rating Area 7	No Preference	36	550.88
24872PA0030002	Rating Area 7	No Preference	37	554.46
24872PA0030002	Rating Area 7	No Preference	38	558.05
24872PA0030002	Rating Area 7	No Preference	39	565.21
24872PA0030002	Rating Area 7	No Preference	40	572.38
24872PA0030002	Rating Area 7	No Preference	41	583.13
24872PA0030002	Rating Area 7	No Preference	42	593.43
24872PA0030002	Rating Area 7	No Preference	43	607.76
24872PA0030002	Rating Area 7	No Preference	44	625.67
24872PA0030002	Rating Area 7	No Preference	45	646.72
24872PA0030002	Rating Area 7	No Preference	46	671.81
24872PA0030002	Rating Area 7	No Preference	47	700.02
24872PA0030002	Rating Area 7	No Preference	48	732.27
24872PA0030002	Rating Area 7	No Preference	49	764.07
24872PA0030002	Rating Area 7	No Preference	50	799.90
24872PA0030002	Rating Area 7	No Preference	51	835.28
24872PA0030002	Rating Area 7	No Preference	52	874.24
24872PA0030002	Rating Area 7	No Preference	53	913.65
24872PA0030002	Rating Area 7	No Preference	54	956.20
24872PA0030002	Rating Area 7	No Preference	55	998.75
24872PA0030002	Rating Area 7	No Preference	56	1044.88
24872PA0030002	Rating Area 7	No Preference	57	1091.46
24872PA0030002	Rating Area 7	No Preference	58	1141.17
24872PA0030002	Rating Area 7	No Preference	59	1165.81
24872PA0030002	Rating Area 7	No Preference	60	1215.52
24872PA0030002	Rating Area 7	No Preference	61	1258.51
24872PA0030002	Rating Area 7	No Preference	62	1286.73
24872PA0030002	Rating Area 7	No Preference	63	1322.11
24872PA0030002	Rating Area 7	No Preference	64 and over	1343.61
24872PA0030002	Rating Area 8	No Preference	0-14	321.77
24872PA0030002	Rating Area 8	No Preference	15	350.37
24872PA0030002	Rating Area 8	No Preference	16	361.30
24872PA0030002	Rating Area 8	No Preference	17	372.24
24872PA0030002	Rating Area 8	No Preference	18	384.02
24872PA0030002	Rating Area 8	No Preference	19	395.79
24872PA0030002	Rating Area 8	No Preference	20	407.99
24872PA0030002	Rating Area 8	No Preference	21	420.61
24872PA0030002	Rating Area 8	No Preference	22	420.61
24872PA0030002	Rating Area 8	No Preference	23	420.61
24872PA0030002	Rating Area 8	No Preference	24	420.61
24872PA0030002	Rating Area 8	No Preference	25	422.29
24872PA0030002	Rating Area 8	No Preference	26	430.70

24872PA0030002	Rating Area 8	No Preference	27	440.80
24872PA0030002	Rating Area 8	No Preference	28	457.20
24872PA0030002	Rating Area 8	No Preference	29	470.66
24872PA0030002	Rating Area 8	No Preference	30	477.39
24872PA0030002	Rating Area 8	No Preference	31	487.49
24872PA0030002	Rating Area 8	No Preference	32	497.58
24872PA0030002	Rating Area 8	No Preference	33	503.89
24872PA0030002	Rating Area 8	No Preference	34	510.62
24872PA0030002	Rating Area 8	No Preference	35	513.99
24872PA0030002	Rating Area 8	No Preference	36	517.35
24872PA0030002	Rating Area 8	No Preference	37	520.72
24872PA0030002	Rating Area 8	No Preference	38	524.08
24872PA0030002	Rating Area 8	No Preference	39	530.81
24872PA0030002	Rating Area 8	No Preference	40	537.54
24872PA0030002	Rating Area 8	No Preference	41	547.63
24872PA0030002	Rating Area 8	No Preference	42	557.31
24872PA0030002	Rating Area 8	No Preference	43	570.77
24872PA0030002	Rating Area 8	No Preference	44	587.59
24872PA0030002	Rating Area 8	No Preference	45	607.36
24872PA0030002	Rating Area 8	No Preference	46	630.92
24872PA0030002	Rating Area 8	No Preference	47	657.41
24872PA0030002	Rating Area 8	No Preference	48	687.70
24872PA0030002	Rating Area 8	No Preference	49	717.56
24872PA0030002	Rating Area 8	No Preference	50	751.21
24872PA0030002	Rating Area 8	No Preference	51	784.44
24872PA0030002	Rating Area 8	No Preference	52	821.03
24872PA0030002	Rating Area 8	No Preference	53	858.04
24872PA0030002	Rating Area 8	No Preference	54	898.00
24872PA0030002	Rating Area 8	No Preference	55	937.96
24872PA0030002	Rating Area 8	No Preference	56	981.28
24872PA0030002	Rating Area 8	No Preference	57	1025.03
24872PA0030002	Rating Area 8	No Preference	58	1071.71
24872PA0030002	Rating Area 8	No Preference	59	1094.85
24872PA0030002	Rating Area 8	No Preference	60	1141.54
24872PA0030002	Rating Area 8	No Preference	61	1181.91
24872PA0030002	Rating Area 8	No Preference	62	1208.41
24872PA0030002	Rating Area 8	No Preference	63	1241.64
24872PA0030002	Rating Area 8	No Preference	64 and over	1261.83
24872PA0030002	Rating Area 9	No Preference	0-14	336.23
24872PA0030002	Rating Area 9	No Preference	15	366.12
24872PA0030002	Rating Area 9	No Preference	16	377.55
24872PA0030002	Rating Area 9	No Preference	17	388.98
24872PA0030002	Rating Area 9	No Preference	18	401.28
24872PA0030002	Rating Area 9	No Preference	19	413.59
24872PA0030002	Rating Area 9	No Preference	20	426.33
24872PA0030002	Rating Area 9	No Preference	21	439.52
24872PA0030002	Rating Area 9	No Preference	22	439.52
24872PA0030002	Rating Area 9	No Preference	23	439.52
24872PA0030002	Rating Area 9	No Preference	24	439.52
24872PA0030002	Rating Area 9	No Preference	25	441.28
24872PA0030002	Rating Area 9	No Preference	26	450.07
24872PA0030002	Rating Area 9	No Preference	27	460.62
24872PA0030002	Rating Area 9	No Preference	28	477.76
24872PA0030002	Rating Area 9	No Preference	29	491.82
24872PA0030002	Rating Area 9	No Preference	30	498.86
24872PA0030002	Rating Area 9	No Preference	31	509.40
24872PA0030002	Rating Area 9	No Preference	32	519.95
24872PA0030002	Rating Area 9	No Preference	33	526.54
24872PA0030002	Rating Area 9	No Preference	34	533.58
24872PA0030002	Rating Area 9	No Preference	35	537.09
24872PA0030002	Rating Area 9	No Preference	36	540.61
24872PA0030002	Rating Area 9	No Preference	37	544.13
24872PA0030002	Rating Area 9	No Preference	38	547.64
24872PA0030002	Rating Area 9	No Preference	39	554.67
24872PA0030002	Rating Area 9	No Preference	40	561.71
24872PA0030002	Rating Area 9	No Preference	41	572.26
24872PA0030002	Rating Area 9	No Preference	42	582.36
24872PA0030002	Rating Area 9	No Preference	43	596.43
24872PA0030002	Rating Area 9	No Preference	44	614.01
24872PA0030002	Rating Area 9	No Preference	45	634.67
24872PA0030002	Rating Area 9	No Preference	46	659.28
24872PA0030002	Rating Area 9	No Preference	47	686.97
24872PA0030002	Rating Area 9	No Preference	48	718.62
24872PA0030002	Rating Area 9	No Preference	49	749.82
24872PA0030002	Rating Area 9	No Preference	50	784.98
24872PA0030002	Rating Area 9	No Preference	51	819.70
24872PA0030002	Rating Area 9	No Preference	52	857.94
24872PA0030002	Rating Area 9	No Preference	53	896.62
24872PA0030002	Rating Area 9	No Preference	54	938.38
24872PA0030002	Rating Area 9	No Preference	55	980.13
24872PA0030002	Rating Area 9	No Preference	56	1025.40
24872PA0030002	Rating Area 9	No Preference	57	1071.11
24872PA0030002	Rating Area 9	No Preference	58	1119.90
24872PA0030002	Rating Area 9	No Preference	59	1144.07
24872PA0030002	Rating Area 9	No Preference	60	1192.86
24872PA0030002	Rating Area 9	No Preference	61	1235.05
24872PA0030002	Rating Area 9	No Preference	62	1262.74
24872PA0030002	Rating Area 9	No Preference	63	1297.46
24872PA0030002	Rating Area 9	No Preference	64 and over	1318.56
24872PA0030003	Rating Area 3	No Preference	0-14	361.67
24872PA0030003	Rating Area 3	No Preference	15	393.82
24872PA0030003	Rating Area 3	No Preference	16	406.11
24872PA0030003	Rating Area 3	No Preference	17	418.40
24872PA0030003	Rating Area 3	No Preference	18	431.64
24872PA0030003	Rating Area 3	No Preference	19	444.88
24872PA0030003	Rating Area 3	No Preference	20	458.59
24872PA0030003	Rating Area 3	No Preference	21	472.77
24872PA0030003	Rating Area 3	No Preference	22	472.77
24872PA0030003	Rating Area 3	No Preference	23	472.77
24872PA0030003	Rating Area 3	No Preference	24	472.77
24872PA0030003	Rating Area 3	No Preference	25	474.66
24872PA0030003	Rating Area 3	No Preference	26	484.12
24872PA0030003	Rating Area 3	No Preference	27	495.46
24872PA0030003	Rating Area 3	No Preference	28	513.90
24872PA0030003	Rating Area 3	No Preference	29	529.03
24872PA0030003	Rating Area 3	No Preference	30	536.59
24872PA0030003	Rating Area 3	No Preference	31	547.94
24872PA0030003	Rating Area 3	No Preference	32	559.29
24872PA0030003	Rating Area 3	No Preference	33	566.38
24872PA0030003	Rating Area 3	No Preference	34	573.94

24872PA0030003	Rating Area 3	No Preference	35	577.72
24872PA0030003	Rating Area 3	No Preference	36	581.51
24872PA0030003	Rating Area 3	No Preference	37	585.29
24872PA0030003	Rating Area 3	No Preference	38	589.07
24872PA0030003	Rating Area 3	No Preference	39	596.64
24872PA0030003	Rating Area 3	No Preference	40	604.20
24872PA0030003	Rating Area 3	No Preference	41	615.55
24872PA0030003	Rating Area 3	No Preference	42	626.42
24872PA0030003	Rating Area 3	No Preference	43	641.55
24872PA0030003	Rating Area 3	No Preference	44	660.46
24872PA0030003	Rating Area 3	No Preference	45	682.68
24872PA0030003	Rating Area 3	No Preference	46	709.16
24872PA0030003	Rating Area 3	No Preference	47	738.94
24872PA0030003	Rating Area 3	No Preference	48	772.98
24872PA0030003	Rating Area 3	No Preference	49	806.55
24872PA0030003	Rating Area 3	No Preference	50	844.37
24872PA0030003	Rating Area 3	No Preference	51	881.72
24872PA0030003	Rating Area 3	No Preference	52	922.85
24872PA0030003	Rating Area 3	No Preference	53	964.45
24872PA0030003	Rating Area 3	No Preference	54	1009.36
24872PA0030003	Rating Area 3	No Preference	55	1054.28
24872PA0030003	Rating Area 3	No Preference	56	1102.97
24872PA0030003	Rating Area 3	No Preference	57	1152.14
24872PA0030003	Rating Area 3	No Preference	58	1204.62
24872PA0030003	Rating Area 3	No Preference	59	1230.62
24872PA0030003	Rating Area 3	No Preference	60	1283.10
24872PA0030003	Rating Area 3	No Preference	61	1328.48
24872PA0030003	Rating Area 3	No Preference	62	1358.27
24872PA0030003	Rating Area 3	No Preference	63	1395.62
24872PA0030003	Rating Area 3	No Preference	64 and over	1418.31
24872PA0030003	Rating Area 6	No Preference	0-14	352.97
24872PA0030003	Rating Area 6	No Preference	15	384.35
24872PA0030003	Rating Area 6	No Preference	16	396.34
24872PA0030003	Rating Area 6	No Preference	17	408.34
24872PA0030003	Rating Area 6	No Preference	18	421.26
24872PA0030003	Rating Area 6	No Preference	19	434.18
24872PA0030003	Rating Area 6	No Preference	20	447.56
24872PA0030003	Rating Area 6	No Preference	21	461.40
24872PA0030003	Rating Area 6	No Preference	22	461.40
24872PA0030003	Rating Area 6	No Preference	23	461.40
24872PA0030003	Rating Area 6	No Preference	24	461.40
24872PA0030003	Rating Area 6	No Preference	25	463.25
24872PA0030003	Rating Area 6	No Preference	26	472.47
24872PA0030003	Rating Area 6	No Preference	27	483.55
24872PA0030003	Rating Area 6	No Preference	28	501.54
24872PA0030003	Rating Area 6	No Preference	29	516.31
24872PA0030003	Rating Area 6	No Preference	30	523.69
24872PA0030003	Rating Area 6	No Preference	31	534.76
24872PA0030003	Rating Area 6	No Preference	32	545.84
24872PA0030003	Rating Area 6	No Preference	33	552.76
24872PA0030003	Rating Area 6	No Preference	34	560.14
24872PA0030003	Rating Area 6	No Preference	35	563.83
24872PA0030003	Rating Area 6	No Preference	36	567.52
24872PA0030003	Rating Area 6	No Preference	37	571.21
24872PA0030003	Rating Area 6	No Preference	38	574.90
24872PA0030003	Rating Area 6	No Preference	39	582.29
24872PA0030003	Rating Area 6	No Preference	40	589.67
24872PA0030003	Rating Area 6	No Preference	41	600.74
24872PA0030003	Rating Area 6	No Preference	42	611.36
24872PA0030003	Rating Area 6	No Preference	43	626.12
24872PA0030003	Rating Area 6	No Preference	44	644.58
24872PA0030003	Rating Area 6	No Preference	45	666.26
24872PA0030003	Rating Area 6	No Preference	46	692.10
24872PA0030003	Rating Area 6	No Preference	47	721.17
24872PA0030003	Rating Area 6	No Preference	48	754.39
24872PA0030003	Rating Area 6	No Preference	49	787.15
24872PA0030003	Rating Area 6	No Preference	50	824.06
24872PA0030003	Rating Area 6	No Preference	51	860.51
24872PA0030003	Rating Area 6	No Preference	52	900.65
24872PA0030003	Rating Area 6	No Preference	53	941.26
24872PA0030003	Rating Area 6	No Preference	54	985.09
24872PA0030003	Rating Area 6	No Preference	55	1028.92
24872PA0030003	Rating Area 6	No Preference	56	1076.45
24872PA0030003	Rating Area 6	No Preference	57	1124.43
24872PA0030003	Rating Area 6	No Preference	58	1175.65
24872PA0030003	Rating Area 6	No Preference	59	1201.02
24872PA0030003	Rating Area 6	No Preference	60	1252.24
24872PA0030003	Rating Area 6	No Preference	61	1296.53
24872PA0030003	Rating Area 6	No Preference	62	1325.60
24872PA0030003	Rating Area 6	No Preference	63	1362.05
24872PA0030003	Rating Area 6	No Preference	64 and over	1384.20
24872PA0030003	Rating Area 7	No Preference	0-14	365.09
24872PA0030003	Rating Area 7	No Preference	15	397.54
24872PA0030003	Rating Area 7	No Preference	16	409.95
24872PA0030003	Rating Area 7	No Preference	17	422.36
24872PA0030003	Rating Area 7	No Preference	18	435.72
24872PA0030003	Rating Area 7	No Preference	19	449.08
24872PA0030003	Rating Area 7	No Preference	20	462.92
24872PA0030003	Rating Area 7	No Preference	21	477.24
24872PA0030003	Rating Area 7	No Preference	22	477.24
24872PA0030003	Rating Area 7	No Preference	23	477.24
24872PA0030003	Rating Area 7	No Preference	24	477.24
24872PA0030003	Rating Area 7	No Preference	25	479.15
24872PA0030003	Rating Area 7	No Preference	26	488.69
24872PA0030003	Rating Area 7	No Preference	27	500.15
24872PA0030003	Rating Area 7	No Preference	28	518.76
24872PA0030003	Rating Area 7	No Preference	29	534.03
24872PA0030003	Rating Area 7	No Preference	30	541.67
24872PA0030003	Rating Area 7	No Preference	31	553.12
24872PA0030003	Rating Area 7	No Preference	32	564.57
24872PA0030003	Rating Area 7	No Preference	33	571.73
24872PA0030003	Rating Area 7	No Preference	34	579.37
24872PA0030003	Rating Area 7	No Preference	35	583.19
24872PA0030003	Rating Area 7	No Preference	36	587.01
24872PA0030003	Rating Area 7	No Preference	37	590.82
24872PA0030003	Rating Area 7	No Preference	38	594.64
24872PA0030003	Rating Area 7	No Preference	39	602.28
24872PA0030003	Rating Area 7	No Preference	40	609.91
24872PA0030003	Rating Area 7	No Preference	41	621.37
24872PA0030003	Rating Area 7	No Preference	42	632.34

24872PA0030003	Rating Area 7	No Preference	43	647.61
24872PA0030003	Rating Area 7	No Preference	44	666.70
24872PA0030003	Rating Area 7	No Preference	45	689.13
24872PA0030003	Rating Area 7	No Preference	46	715.86
24872PA0030003	Rating Area 7	No Preference	47	745.93
24872PA0030003	Rating Area 7	No Preference	48	780.29
24872PA0030003	Rating Area 7	No Preference	49	814.17
24872PA0030003	Rating Area 7	No Preference	50	852.35
24872PA0030003	Rating Area 7	No Preference	51	890.05
24872PA0030003	Rating Area 7	No Preference	52	931.57
24872PA0030003	Rating Area 7	No Preference	53	973.57
24872PA0030003	Rating Area 7	No Preference	54	1018.91
24872PA0030003	Rating Area 7	No Preference	55	1064.25
24872PA0030003	Rating Area 7	No Preference	56	1113.40
24872PA0030003	Rating Area 7	No Preference	57	1163.03
24872PA0030003	Rating Area 7	No Preference	58	1216.01
24872PA0030003	Rating Area 7	No Preference	59	1242.26
24872PA0030003	Rating Area 7	No Preference	60	1295.23
24872PA0030003	Rating Area 7	No Preference	61	1341.04
24872PA0030003	Rating Area 7	No Preference	62	1371.11
24872PA0030003	Rating Area 7	No Preference	63	1408.81
24872PA0030003	Rating Area 7	No Preference	64 and over	1431.72
24872PA0030003	Rating Area 8	No Preference	0-14	342.87
24872PA0030003	Rating Area 8	No Preference	15	373.34
24872PA0030003	Rating Area 8	No Preference	16	385.00
24872PA0030003	Rating Area 8	No Preference	17	396.65
24872PA0030003	Rating Area 8	No Preference	18	409.20
24872PA0030003	Rating Area 8	No Preference	19	421.75
24872PA0030003	Rating Area 8	No Preference	20	434.74
24872PA0030003	Rating Area 8	No Preference	21	448.19
24872PA0030003	Rating Area 8	No Preference	22	448.19
24872PA0030003	Rating Area 8	No Preference	23	448.19
24872PA0030003	Rating Area 8	No Preference	24	448.19
24872PA0030003	Rating Area 8	No Preference	25	449.98
24872PA0030003	Rating Area 8	No Preference	26	458.95
24872PA0030003	Rating Area 8	No Preference	27	469.70
24872PA0030003	Rating Area 8	No Preference	28	487.18
24872PA0030003	Rating Area 8	No Preference	29	501.52
24872PA0030003	Rating Area 8	No Preference	30	508.70
24872PA0030003	Rating Area 8	No Preference	31	519.45
24872PA0030003	Rating Area 8	No Preference	32	530.21
24872PA0030003	Rating Area 8	No Preference	33	536.93
24872PA0030003	Rating Area 8	No Preference	34	544.10
24872PA0030003	Rating Area 8	No Preference	35	547.69
24872PA0030003	Rating Area 8	No Preference	36	551.27
24872PA0030003	Rating Area 8	No Preference	37	554.86
24872PA0030003	Rating Area 8	No Preference	38	558.44
24872PA0030003	Rating Area 8	No Preference	39	565.62
24872PA0030003	Rating Area 8	No Preference	40	572.79
24872PA0030003	Rating Area 8	No Preference	41	583.54
24872PA0030003	Rating Area 8	No Preference	42	593.85
24872PA0030003	Rating Area 8	No Preference	43	608.19
24872PA0030003	Rating Area 8	No Preference	44	626.12
24872PA0030003	Rating Area 8	No Preference	45	647.19
24872PA0030003	Rating Area 8	No Preference	46	672.29
24872PA0030003	Rating Area 8	No Preference	47	700.52
24872PA0030003	Rating Area 8	No Preference	48	732.79
24872PA0030003	Rating Area 8	No Preference	49	764.61
24872PA0030003	Rating Area 8	No Preference	50	800.47
24872PA0030003	Rating Area 8	No Preference	51	835.87
24872PA0030003	Rating Area 8	No Preference	52	874.87
24872PA0030003	Rating Area 8	No Preference	53	914.31
24872PA0030003	Rating Area 8	No Preference	54	956.89
24872PA0030003	Rating Area 8	No Preference	55	999.46
24872PA0030003	Rating Area 8	No Preference	56	1045.63
24872PA0030003	Rating Area 8	No Preference	57	1092.24
24872PA0030003	Rating Area 8	No Preference	58	1141.99
24872PA0030003	Rating Area 8	No Preference	59	1166.64
24872PA0030003	Rating Area 8	No Preference	60	1216.39
24872PA0030003	Rating Area 8	No Preference	61	1259.41
24872PA0030003	Rating Area 8	No Preference	62	1287.65
24872PA0030003	Rating Area 8	No Preference	63	1323.06
24872PA0030003	Rating Area 8	No Preference	64 and over	1344.57
24872PA0030003	Rating Area 9	No Preference	0-14	358.29
24872PA0030003	Rating Area 9	No Preference	15	390.14
24872PA0030003	Rating Area 9	No Preference	16	402.31
24872PA0030003	Rating Area 9	No Preference	17	414.49
24872PA0030003	Rating Area 9	No Preference	18	427.60
24872PA0030003	Rating Area 9	No Preference	19	440.72
24872PA0030003	Rating Area 9	No Preference	20	454.30
24872PA0030003	Rating Area 9	No Preference	21	468.35
24872PA0030003	Rating Area 9	No Preference	22	468.35
24872PA0030003	Rating Area 9	No Preference	23	468.35
24872PA0030003	Rating Area 9	No Preference	24	468.35
24872PA0030003	Rating Area 9	No Preference	25	470.22
24872PA0030003	Rating Area 9	No Preference	26	479.59
24872PA0030003	Rating Area 9	No Preference	27	490.83
24872PA0030003	Rating Area 9	No Preference	28	509.10
24872PA0030003	Rating Area 9	No Preference	29	524.08
24872PA0030003	Rating Area 9	No Preference	30	531.58
24872PA0030003	Rating Area 9	No Preference	31	542.82
24872PA0030003	Rating Area 9	No Preference	32	554.06
24872PA0030003	Rating Area 9	No Preference	33	561.08
24872PA0030003	Rating Area 9	No Preference	34	568.58
24872PA0030003	Rating Area 9	No Preference	35	572.32
24872PA0030003	Rating Area 9	No Preference	36	576.07
24872PA0030003	Rating Area 9	No Preference	37	579.82
24872PA0030003	Rating Area 9	No Preference	38	583.56
24872PA0030003	Rating Area 9	No Preference	39	591.06
24872PA0030003	Rating Area 9	No Preference	40	598.55
24872PA0030003	Rating Area 9	No Preference	41	609.79
24872PA0030003	Rating Area 9	No Preference	42	620.56
24872PA0030003	Rating Area 9	No Preference	43	635.55
24872PA0030003	Rating Area 9	No Preference	44	654.28
24872PA0030003	Rating Area 9	No Preference	45	676.30
24872PA0030003	Rating Area 9	No Preference	46	702.53
24872PA0030003	Rating Area 9	No Preference	47	732.03
24872PA0030003	Rating Area 9	No Preference	48	765.75
24872PA0030003	Rating Area 9	No Preference	49	799.01
24872PA0030003	Rating Area 9	No Preference	50	836.47

24872PA0030003	Rating Area 9	No Preference	51	873.47
24872PA0030003	Rating Area 9	No Preference	52	914.22
24872PA0030003	Rating Area 9	No Preference	53	955.43
24872PA0030003	Rating Area 9	No Preference	54	999.93
24872PA0030003	Rating Area 9	No Preference	55	1044.42
24872PA0030003	Rating Area 9	No Preference	56	1092.66
24872PA0030003	Rating Area 9	No Preference	57	1141.37
24872PA0030003	Rating Area 9	No Preference	58	1193.36
24872PA0030003	Rating Area 9	No Preference	59	1219.12
24872PA0030003	Rating Area 9	No Preference	60	1271.10
24872PA0030003	Rating Area 9	No Preference	61	1316.06
24872PA0030003	Rating Area 9	No Preference	62	1345.57
24872PA0030003	Rating Area 9	No Preference	63	1382.57
24872PA0030003	Rating Area 9	No Preference	64 and over	1405.05
24872PA0030005	Rating Area 3	No Preference	0-14	307.60
24872PA0030005	Rating Area 3	No Preference	15	334.94
24872PA0030005	Rating Area 3	No Preference	16	345.40
24872PA0030005	Rating Area 3	No Preference	17	355.85
24872PA0030005	Rating Area 3	No Preference	18	367.11
24872PA0030005	Rating Area 3	No Preference	19	378.37
24872PA0030005	Rating Area 3	No Preference	20	390.03
24872PA0030005	Rating Area 3	No Preference	21	402.09
24872PA0030005	Rating Area 3	No Preference	22	402.09
24872PA0030005	Rating Area 3	No Preference	23	402.09
24872PA0030005	Rating Area 3	No Preference	24	402.09
24872PA0030005	Rating Area 3	No Preference	25	403.70
24872PA0030005	Rating Area 3	No Preference	26	411.74
24872PA0030005	Rating Area 3	No Preference	27	421.39
24872PA0030005	Rating Area 3	No Preference	28	437.07
24872PA0030005	Rating Area 3	No Preference	29	449.94
24872PA0030005	Rating Area 3	No Preference	30	456.37
24872PA0030005	Rating Area 3	No Preference	31	466.02
24872PA0030005	Rating Area 3	No Preference	32	475.67
24872PA0030005	Rating Area 3	No Preference	33	481.70
24872PA0030005	Rating Area 3	No Preference	34	488.14
24872PA0030005	Rating Area 3	No Preference	35	491.35
24872PA0030005	Rating Area 3	No Preference	36	494.57
24872PA0030005	Rating Area 3	No Preference	37	497.79
24872PA0030005	Rating Area 3	No Preference	38	501.00
24872PA0030005	Rating Area 3	No Preference	39	507.44
24872PA0030005	Rating Area 3	No Preference	40	513.87
24872PA0030005	Rating Area 3	No Preference	41	523.52
24872PA0030005	Rating Area 3	No Preference	42	532.77
24872PA0030005	Rating Area 3	No Preference	43	545.64
24872PA0030005	Rating Area 3	No Preference	44	561.72
24872PA0030005	Rating Area 3	No Preference	45	580.62
24872PA0030005	Rating Area 3	No Preference	46	603.14
24872PA0030005	Rating Area 3	No Preference	47	628.47
24872PA0030005	Rating Area 3	No Preference	48	657.42
24872PA0030005	Rating Area 3	No Preference	49	685.97
24872PA0030005	Rating Area 3	No Preference	50	718.13
24872PA0030005	Rating Area 3	No Preference	51	749.90
24872PA0030005	Rating Area 3	No Preference	52	784.88
24872PA0030005	Rating Area 3	No Preference	53	820.26
24872PA0030005	Rating Area 3	No Preference	54	858.46
24872PA0030005	Rating Area 3	No Preference	55	896.66
24872PA0030005	Rating Area 3	No Preference	56	938.08
24872PA0030005	Rating Area 3	No Preference	57	979.89
24872PA0030005	Rating Area 3	No Preference	58	1024.53
24872PA0030005	Rating Area 3	No Preference	59	1046.64
24872PA0030005	Rating Area 3	No Preference	60	1091.27
24872PA0030005	Rating Area 3	No Preference	61	1129.87
24872PA0030005	Rating Area 3	No Preference	62	1155.20
24872PA0030005	Rating Area 3	No Preference	63	1186.97
24872PA0030005	Rating Area 3	No Preference	64 and over	1206.27
24872PA0030005	Rating Area 6	No Preference	0-14	300.21
24872PA0030005	Rating Area 6	No Preference	15	326.89
24872PA0030005	Rating Area 6	No Preference	16	337.10
24872PA0030005	Rating Area 6	No Preference	17	347.30
24872PA0030005	Rating Area 6	No Preference	18	358.29
24872PA0030005	Rating Area 6	No Preference	19	369.28
24872PA0030005	Rating Area 6	No Preference	20	380.66
24872PA0030005	Rating Area 6	No Preference	21	392.43
24872PA0030005	Rating Area 6	No Preference	22	392.43
24872PA0030005	Rating Area 6	No Preference	23	392.43
24872PA0030005	Rating Area 6	No Preference	24	392.43
24872PA0030005	Rating Area 6	No Preference	25	394.00
24872PA0030005	Rating Area 6	No Preference	26	401.85
24872PA0030005	Rating Area 6	No Preference	27	411.27
24872PA0030005	Rating Area 6	No Preference	28	426.57
24872PA0030005	Rating Area 6	No Preference	29	439.13
24872PA0030005	Rating Area 6	No Preference	30	445.41
24872PA0030005	Rating Area 6	No Preference	31	454.83
24872PA0030005	Rating Area 6	No Preference	32	464.24
24872PA0030005	Rating Area 6	No Preference	33	470.13
24872PA0030005	Rating Area 6	No Preference	34	476.41
24872PA0030005	Rating Area 6	No Preference	35	479.55
24872PA0030005	Rating Area 6	No Preference	36	482.69
24872PA0030005	Rating Area 6	No Preference	37	485.83
24872PA0030005	Rating Area 6	No Preference	38	488.97
24872PA0030005	Rating Area 6	No Preference	39	495.25
24872PA0030005	Rating Area 6	No Preference	40	501.53
24872PA0030005	Rating Area 6	No Preference	41	510.94
24872PA0030005	Rating Area 6	No Preference	42	519.97
24872PA0030005	Rating Area 6	No Preference	43	532.53
24872PA0030005	Rating Area 6	No Preference	44	548.22
24872PA0030005	Rating Area 6	No Preference	45	566.67
24872PA0030005	Rating Area 6	No Preference	46	588.65
24872PA0030005	Rating Area 6	No Preference	47	613.37
24872PA0030005	Rating Area 6	No Preference	48	641.62
24872PA0030005	Rating Area 6	No Preference	49	669.49
24872PA0030005	Rating Area 6	No Preference	50	700.88
24872PA0030005	Rating Area 6	No Preference	51	731.88
24872PA0030005	Rating Area 6	No Preference	52	766.02
24872PA0030005	Rating Area 6	No Preference	53	800.56
24872PA0030005	Rating Area 6	No Preference	54	837.84
24872PA0030005	Rating Area 6	No Preference	55	875.12
24872PA0030005	Rating Area 6	No Preference	56	915.54
24872PA0030005	Rating Area 6	No Preference	57	956.35
24872PA0030005	Rating Area 6	No Preference	58	999.91

24872PA0030005	Rating Area 6	No Preference	59	1021.50
24872PA0030005	Rating Area 6	No Preference	60	1065.06
24872PA0030005	Rating Area 6	No Preference	61	1102.73
24872PA0030005	Rating Area 6	No Preference	62	1127.45
24872PA0030005	Rating Area 6	No Preference	63	1158.45
24872PA0030005	Rating Area 6	No Preference	64 and over	1177.29
24872PA0030005	Rating Area 7	No Preference	0-14	310.51
24872PA0030005	Rating Area 7	No Preference	15	338.11
24872PA0030005	Rating Area 7	No Preference	16	348.67
24872PA0030005	Rating Area 7	No Preference	17	359.22
24872PA0030005	Rating Area 7	No Preference	18	370.59
24872PA0030005	Rating Area 7	No Preference	19	381.95
24872PA0030005	Rating Area 7	No Preference	20	393.72
24872PA0030005	Rating Area 7	No Preference	21	405.90
24872PA0030005	Rating Area 7	No Preference	22	405.90
24872PA0030005	Rating Area 7	No Preference	23	405.90
24872PA0030005	Rating Area 7	No Preference	24	405.90
24872PA0030005	Rating Area 7	No Preference	25	407.52
24872PA0030005	Rating Area 7	No Preference	26	415.64
24872PA0030005	Rating Area 7	No Preference	27	425.38
24872PA0030005	Rating Area 7	No Preference	28	441.21
24872PA0030005	Rating Area 7	No Preference	29	454.20
24872PA0030005	Rating Area 7	No Preference	30	460.70
24872PA0030005	Rating Area 7	No Preference	31	470.44
24872PA0030005	Rating Area 7	No Preference	32	480.18
24872PA0030005	Rating Area 7	No Preference	33	486.27
24872PA0030005	Rating Area 7	No Preference	34	492.76
24872PA0030005	Rating Area 7	No Preference	35	496.01
24872PA0030005	Rating Area 7	No Preference	36	499.26
24872PA0030005	Rating Area 7	No Preference	37	502.50
24872PA0030005	Rating Area 7	No Preference	38	505.75
24872PA0030005	Rating Area 7	No Preference	39	512.25
24872PA0030005	Rating Area 7	No Preference	40	518.74
24872PA0030005	Rating Area 7	No Preference	41	528.48
24872PA0030005	Rating Area 7	No Preference	42	537.82
24872PA0030005	Rating Area 7	No Preference	43	550.81
24872PA0030005	Rating Area 7	No Preference	44	567.04
24872PA0030005	Rating Area 7	No Preference	45	586.12
24872PA0030005	Rating Area 7	No Preference	46	608.85
24872PA0030005	Rating Area 7	No Preference	47	634.42
24872PA0030005	Rating Area 7	No Preference	48	663.65
24872PA0030005	Rating Area 7	No Preference	49	692.47
24872PA0030005	Rating Area 7	No Preference	50	724.94
24872PA0030005	Rating Area 7	No Preference	51	757.00
24872PA0030005	Rating Area 7	No Preference	52	792.32
24872PA0030005	Rating Area 7	No Preference	53	828.04
24872PA0030005	Rating Area 7	No Preference	54	866.60
24872PA0030005	Rating Area 7	No Preference	55	905.16
24872PA0030005	Rating Area 7	No Preference	56	946.96
24872PA0030005	Rating Area 7	No Preference	57	989.18
24872PA0030005	Rating Area 7	No Preference	58	1034.23
24872PA0030005	Rating Area 7	No Preference	59	1056.56
24872PA0030005	Rating Area 7	No Preference	60	1101.61
24872PA0030005	Rating Area 7	No Preference	61	1140.58
24872PA0030005	Rating Area 7	No Preference	62	1166.15
24872PA0030005	Rating Area 7	No Preference	63	1198.22
24872PA0030005	Rating Area 7	No Preference	64 and over	1217.70
24872PA0030005	Rating Area 8	No Preference	0-14	291.61
24872PA0030005	Rating Area 8	No Preference	15	317.53
24872PA0030005	Rating Area 8	No Preference	16	327.44
24872PA0030005	Rating Area 8	No Preference	17	337.35
24872PA0030005	Rating Area 8	No Preference	18	348.03
24872PA0030005	Rating Area 8	No Preference	19	358.70
24872PA0030005	Rating Area 8	No Preference	20	369.75
24872PA0030005	Rating Area 8	No Preference	21	381.19
24872PA0030005	Rating Area 8	No Preference	22	381.19
24872PA0030005	Rating Area 8	No Preference	23	381.19
24872PA0030005	Rating Area 8	No Preference	24	381.19
24872PA0030005	Rating Area 8	No Preference	25	382.71
24872PA0030005	Rating Area 8	No Preference	26	390.34
24872PA0030005	Rating Area 8	No Preference	27	399.49
24872PA0030005	Rating Area 8	No Preference	28	414.35
24872PA0030005	Rating Area 8	No Preference	29	426.55
24872PA0030005	Rating Area 8	No Preference	30	432.65
24872PA0030005	Rating Area 8	No Preference	31	441.80
24872PA0030005	Rating Area 8	No Preference	32	450.95
24872PA0030005	Rating Area 8	No Preference	33	456.67
24872PA0030005	Rating Area 8	No Preference	34	462.76
24872PA0030005	Rating Area 8	No Preference	35	465.81
24872PA0030005	Rating Area 8	No Preference	36	468.86
24872PA0030005	Rating Area 8	No Preference	37	471.91
24872PA0030005	Rating Area 8	No Preference	38	474.96
24872PA0030005	Rating Area 8	No Preference	39	481.06
24872PA0030005	Rating Area 8	No Preference	40	487.16
24872PA0030005	Rating Area 8	No Preference	41	496.31
24872PA0030005	Rating Area 8	No Preference	42	505.08
24872PA0030005	Rating Area 8	No Preference	43	517.27
24872PA0030005	Rating Area 8	No Preference	44	532.52
24872PA0030005	Rating Area 8	No Preference	45	550.44
24872PA0030005	Rating Area 8	No Preference	46	571.79
24872PA0030005	Rating Area 8	No Preference	47	595.80
24872PA0030005	Rating Area 8	No Preference	48	623.25
24872PA0030005	Rating Area 8	No Preference	49	650.31
24872PA0030005	Rating Area 8	No Preference	50	680.81
24872PA0030005	Rating Area 8	No Preference	51	710.92
24872PA0030005	Rating Area 8	No Preference	52	744.08
24872PA0030005	Rating Area 8	No Preference	53	777.63
24872PA0030005	Rating Area 8	No Preference	54	813.84
24872PA0030005	Rating Area 8	No Preference	55	850.05
24872PA0030005	Rating Area 8	No Preference	56	889.32
24872PA0030005	Rating Area 8	No Preference	57	928.96
24872PA0030005	Rating Area 8	No Preference	58	971.27
24872PA0030005	Rating Area 8	No Preference	59	992.24
24872PA0030005	Rating Area 8	No Preference	60	1034.55
24872PA0030005	Rating Area 8	No Preference	61	1071.14
24872PA0030005	Rating Area 8	No Preference	62	1095.16
24872PA0030005	Rating Area 8	No Preference	63	1125.27
24872PA0030005	Rating Area 8	No Preference	64 and over	1143.57
24872PA0030005	Rating Area 9	No Preference	0-14	304.72
24872PA0030005	Rating Area 9	No Preference	15	331.81

24872PA0030005	Rating Area 9	No Preference	16	342.17
24872PA0030005	Rating Area 9	No Preference	17	352.52
24872PA0030005	Rating Area 9	No Preference	18	363.68
24872PA0030005	Rating Area 9	No Preference	19	374.83
24872PA0030005	Rating Area 9	No Preference	20	386.38
24872PA0030005	Rating Area 9	No Preference	21	398.33
24872PA0030005	Rating Area 9	No Preference	22	398.33
24872PA0030005	Rating Area 9	No Preference	23	398.33
24872PA0030005	Rating Area 9	No Preference	24	398.33
24872PA0030005	Rating Area 9	No Preference	25	399.92
24872PA0030005	Rating Area 9	No Preference	26	407.89
24872PA0030005	Rating Area 9	No Preference	27	417.45
24872PA0030005	Rating Area 9	No Preference	28	432.98
24872PA0030005	Rating Area 9	No Preference	29	445.73
24872PA0030005	Rating Area 9	No Preference	30	452.10
24872PA0030005	Rating Area 9	No Preference	31	461.66
24872PA0030005	Rating Area 9	No Preference	32	471.22
24872PA0030005	Rating Area 9	No Preference	33	477.20
24872PA0030005	Rating Area 9	No Preference	34	483.57
24872PA0030005	Rating Area 9	No Preference	35	486.76
24872PA0030005	Rating Area 9	No Preference	36	489.95
24872PA0030005	Rating Area 9	No Preference	37	493.13
24872PA0030005	Rating Area 9	No Preference	38	496.32
24872PA0030005	Rating Area 9	No Preference	39	502.69
24872PA0030005	Rating Area 9	No Preference	40	509.07
24872PA0030005	Rating Area 9	No Preference	41	518.63
24872PA0030005	Rating Area 9	No Preference	42	527.79
24872PA0030005	Rating Area 9	No Preference	43	540.53
24872PA0030005	Rating Area 9	No Preference	44	556.47
24872PA0030005	Rating Area 9	No Preference	45	575.19
24872PA0030005	Rating Area 9	No Preference	46	597.50
24872PA0030005	Rating Area 9	No Preference	47	622.59
24872PA0030005	Rating Area 9	No Preference	48	651.27
24872PA0030005	Rating Area 9	No Preference	49	679.55
24872PA0030005	Rating Area 9	No Preference	50	711.42
24872PA0030005	Rating Area 9	No Preference	51	742.89
24872PA0030005	Rating Area 9	No Preference	52	777.54
24872PA0030005	Rating Area 9	No Preference	53	812.59
24872PA0030005	Rating Area 9	No Preference	54	850.43
24872PA0030005	Rating Area 9	No Preference	55	888.28
24872PA0030005	Rating Area 9	No Preference	56	929.30
24872PA0030005	Rating Area 9	No Preference	57	970.73
24872PA0030005	Rating Area 9	No Preference	58	1014.94
24872PA0030005	Rating Area 9	No Preference	59	1036.85
24872PA0030005	Rating Area 9	No Preference	60	1081.07
24872PA0030005	Rating Area 9	No Preference	61	1119.31
24872PA0030005	Rating Area 9	No Preference	62	1144.40
24872PA0030005	Rating Area 9	No Preference	63	1175.87
24872PA0030005	Rating Area 9	No Preference	64 and over	1194.99
24872PA0030009	Rating Area 3	No Preference	0-14	300.82
24872PA0030009	Rating Area 3	No Preference	15	327.56
24872PA0030009	Rating Area 3	No Preference	16	337.78
24872PA0030009	Rating Area 3	No Preference	17	348.01
24872PA0030009	Rating Area 3	No Preference	18	359.02
24872PA0030009	Rating Area 3	No Preference	19	370.03
24872PA0030009	Rating Area 3	No Preference	20	381.43
24872PA0030009	Rating Area 3	No Preference	21	393.23
24872PA0030009	Rating Area 3	No Preference	22	393.23
24872PA0030009	Rating Area 3	No Preference	23	393.23
24872PA0030009	Rating Area 3	No Preference	24	393.23
24872PA0030009	Rating Area 3	No Preference	25	394.80
24872PA0030009	Rating Area 3	No Preference	26	402.67
24872PA0030009	Rating Area 3	No Preference	27	412.11
24872PA0030009	Rating Area 3	No Preference	28	427.44
24872PA0030009	Rating Area 3	No Preference	29	440.02
24872PA0030009	Rating Area 3	No Preference	30	446.32
24872PA0030009	Rating Area 3	No Preference	31	455.75
24872PA0030009	Rating Area 3	No Preference	32	465.19
24872PA0030009	Rating Area 3	No Preference	33	471.09
24872PA0030009	Rating Area 3	No Preference	34	477.38
24872PA0030009	Rating Area 3	No Preference	35	480.53
24872PA0030009	Rating Area 3	No Preference	36	483.67
24872PA0030009	Rating Area 3	No Preference	37	486.82
24872PA0030009	Rating Area 3	No Preference	38	489.96
24872PA0030009	Rating Area 3	No Preference	39	496.26
24872PA0030009	Rating Area 3	No Preference	40	502.55
24872PA0030009	Rating Area 3	No Preference	41	511.99
24872PA0030009	Rating Area 3	No Preference	42	521.03
24872PA0030009	Rating Area 3	No Preference	43	533.61
24872PA0030009	Rating Area 3	No Preference	44	549.34
24872PA0030009	Rating Area 3	No Preference	45	567.82
24872PA0030009	Rating Area 3	No Preference	46	589.85
24872PA0030009	Rating Area 3	No Preference	47	614.62
24872PA0030009	Rating Area 3	No Preference	48	642.93
24872PA0030009	Rating Area 3	No Preference	49	670.85
24872PA0030009	Rating Area 3	No Preference	50	702.31
24872PA0030009	Rating Area 3	No Preference	51	733.37
24872PA0030009	Rating Area 3	No Preference	52	767.58
24872PA0030009	Rating Area 3	No Preference	53	802.19
24872PA0030009	Rating Area 3	No Preference	54	839.55
24872PA0030009	Rating Area 3	No Preference	55	876.90
24872PA0030009	Rating Area 3	No Preference	56	917.41
24872PA0030009	Rating Area 3	No Preference	57	958.30
24872PA0030009	Rating Area 3	No Preference	58	1001.95
24872PA0030009	Rating Area 3	No Preference	59	1023.58
24872PA0030009	Rating Area 3	No Preference	60	1067.23
24872PA0030009	Rating Area 3	No Preference	61	1104.98
24872PA0030009	Rating Area 3	No Preference	62	1129.75
24872PA0030009	Rating Area 3	No Preference	63	1160.81
24872PA0030009	Rating Area 3	No Preference	64 and over	1179.69
24872PA0030009	Rating Area 6	No Preference	0-14	293.59
24872PA0030009	Rating Area 6	No Preference	15	319.69
24872PA0030009	Rating Area 6	No Preference	16	329.67
24872PA0030009	Rating Area 6	No Preference	17	339.65
24872PA0030009	Rating Area 6	No Preference	18	350.39
24872PA0030009	Rating Area 6	No Preference	19	361.14
24872PA0030009	Rating Area 6	No Preference	20	372.27
24872PA0030009	Rating Area 6	No Preference	21	383.78
24872PA0030009	Rating Area 6	No Preference	22	383.78
24872PA0030009	Rating Area 6	No Preference	23	383.78

24872PA0030009	Rating Area 6	No Preference	24	383.78
24872PA0030009	Rating Area 6	No Preference	25	385.32
24872PA0030009	Rating Area 6	No Preference	26	392.99
24872PA0030009	Rating Area 6	No Preference	27	402.20
24872PA0030009	Rating Area 6	No Preference	28	417.17
24872PA0030009	Rating Area 6	No Preference	29	429.45
24872PA0030009	Rating Area 6	No Preference	30	435.59
24872PA0030009	Rating Area 6	No Preference	31	444.80
24872PA0030009	Rating Area 6	No Preference	32	454.01
24872PA0030009	Rating Area 6	No Preference	33	459.77
24872PA0030009	Rating Area 6	No Preference	34	465.91
24872PA0030009	Rating Area 6	No Preference	35	468.98
24872PA0030009	Rating Area 6	No Preference	36	472.05
24872PA0030009	Rating Area 6	No Preference	37	475.12
24872PA0030009	Rating Area 6	No Preference	38	478.19
24872PA0030009	Rating Area 6	No Preference	39	484.33
24872PA0030009	Rating Area 6	No Preference	40	490.47
24872PA0030009	Rating Area 6	No Preference	41	499.68
24872PA0030009	Rating Area 6	No Preference	42	508.51
24872PA0030009	Rating Area 6	No Preference	43	520.79
24872PA0030009	Rating Area 6	No Preference	44	536.14
24872PA0030009	Rating Area 6	No Preference	45	554.18
24872PA0030009	Rating Area 6	No Preference	46	575.67
24872PA0030009	Rating Area 6	No Preference	47	599.85
24872PA0030009	Rating Area 6	No Preference	48	627.48
24872PA0030009	Rating Area 6	No Preference	49	654.73
24872PA0030009	Rating Area 6	No Preference	50	685.43
24872PA0030009	Rating Area 6	No Preference	51	715.75
24872PA0030009	Rating Area 6	No Preference	52	749.14
24872PA0030009	Rating Area 6	No Preference	53	782.91
24872PA0030009	Rating Area 6	No Preference	54	819.37
24872PA0030009	Rating Area 6	No Preference	55	855.83
24872PA0030009	Rating Area 6	No Preference	56	895.36
24872PA0030009	Rating Area 6	No Preference	57	935.27
24872PA0030009	Rating Area 6	No Preference	58	977.87
24872PA0030009	Rating Area 6	No Preference	59	998.98
24872PA0030009	Rating Area 6	No Preference	60	1041.58
24872PA0030009	Rating Area 6	No Preference	61	1078.42
24872PA0030009	Rating Area 6	No Preference	62	1102.60
24872PA0030009	Rating Area 6	No Preference	63	1132.92
24872PA0030009	Rating Area 6	No Preference	64 and over	1151.34
24872PA0030009	Rating Area 7	No Preference	0-14	303.67
24872PA0030009	Rating Area 7	No Preference	15	330.66
24872PA0030009	Rating Area 7	No Preference	16	340.98
24872PA0030009	Rating Area 7	No Preference	17	351.30
24872PA0030009	Rating Area 7	No Preference	18	362.42
24872PA0030009	Rating Area 7	No Preference	19	373.53
24872PA0030009	Rating Area 7	No Preference	20	385.04
24872PA0030009	Rating Area 7	No Preference	21	396.95
24872PA0030009	Rating Area 7	No Preference	22	396.95
24872PA0030009	Rating Area 7	No Preference	23	396.95
24872PA0030009	Rating Area 7	No Preference	24	396.95
24872PA0030009	Rating Area 7	No Preference	25	398.54
24872PA0030009	Rating Area 7	No Preference	26	406.48
24872PA0030009	Rating Area 7	No Preference	27	416.00
24872PA0030009	Rating Area 7	No Preference	28	431.48
24872PA0030009	Rating Area 7	No Preference	29	444.19
24872PA0030009	Rating Area 7	No Preference	30	450.54
24872PA0030009	Rating Area 7	No Preference	31	460.07
24872PA0030009	Rating Area 7	No Preference	32	469.59
24872PA0030009	Rating Area 7	No Preference	33	475.55
24872PA0030009	Rating Area 7	No Preference	34	481.90
24872PA0030009	Rating Area 7	No Preference	35	485.07
24872PA0030009	Rating Area 7	No Preference	36	488.25
24872PA0030009	Rating Area 7	No Preference	37	491.42
24872PA0030009	Rating Area 7	No Preference	38	494.60
24872PA0030009	Rating Area 7	No Preference	39	500.95
24872PA0030009	Rating Area 7	No Preference	40	507.30
24872PA0030009	Rating Area 7	No Preference	41	516.83
24872PA0030009	Rating Area 7	No Preference	42	525.96
24872PA0030009	Rating Area 7	No Preference	43	538.66
24872PA0030009	Rating Area 7	No Preference	44	554.54
24872PA0030009	Rating Area 7	No Preference	45	573.20
24872PA0030009	Rating Area 7	No Preference	46	595.43
24872PA0030009	Rating Area 7	No Preference	47	620.43
24872PA0030009	Rating Area 7	No Preference	48	649.01
24872PA0030009	Rating Area 7	No Preference	49	677.20
24872PA0030009	Rating Area 7	No Preference	50	708.95
24872PA0030009	Rating Area 7	No Preference	51	740.31
24872PA0030009	Rating Area 7	No Preference	52	774.85
24872PA0030009	Rating Area 7	No Preference	53	809.78
24872PA0030009	Rating Area 7	No Preference	54	847.49
24872PA0030009	Rating Area 7	No Preference	55	885.20
24872PA0030009	Rating Area 7	No Preference	56	926.08
24872PA0030009	Rating Area 7	No Preference	57	967.37
24872PA0030009	Rating Area 7	No Preference	58	1011.43
24872PA0030009	Rating Area 7	No Preference	59	1033.26
24872PA0030009	Rating Area 7	No Preference	60	1077.32
24872PA0030009	Rating Area 7	No Preference	61	1115.43
24872PA0030009	Rating Area 7	No Preference	62	1140.44
24872PA0030009	Rating Area 7	No Preference	63	1171.80
24872PA0030009	Rating Area 7	No Preference	64 and over	1190.85
24872PA0030009	Rating Area 8	No Preference	0-14	285.19
24872PA0030009	Rating Area 8	No Preference	15	310.54
24872PA0030009	Rating Area 8	No Preference	16	320.24
24872PA0030009	Rating Area 8	No Preference	17	329.93
24872PA0030009	Rating Area 8	No Preference	18	340.37
24872PA0030009	Rating Area 8	No Preference	19	350.80
24872PA0030009	Rating Area 8	No Preference	20	361.62
24872PA0030009	Rating Area 8	No Preference	21	372.80
24872PA0030009	Rating Area 8	No Preference	22	372.80
24872PA0030009	Rating Area 8	No Preference	23	372.80
24872PA0030009	Rating Area 8	No Preference	24	372.80
24872PA0030009	Rating Area 8	No Preference	25	374.29
24872PA0030009	Rating Area 8	No Preference	26	381.75
24872PA0030009	Rating Area 8	No Preference	27	390.69
24872PA0030009	Rating Area 8	No Preference	28	405.23
24872PA0030009	Rating Area 8	No Preference	29	417.16
24872PA0030009	Rating Area 8	No Preference	30	423.13
24872PA0030009	Rating Area 8	No Preference	31	432.08

24872PA0030009	Rating Area 8	No Preference	32	441.02
24872PA0030009	Rating Area 8	No Preference	33	446.61
24872PA0030009	Rating Area 8	No Preference	34	452.58
24872PA0030009	Rating Area 8	No Preference	35	455.56
24872PA0030009	Rating Area 8	No Preference	36	458.54
24872PA0030009	Rating Area 8	No Preference	37	461.53
24872PA0030009	Rating Area 8	No Preference	38	464.51
24872PA0030009	Rating Area 8	No Preference	39	470.47
24872PA0030009	Rating Area 8	No Preference	40	476.44
24872PA0030009	Rating Area 8	No Preference	41	485.39
24872PA0030009	Rating Area 8	No Preference	42	493.96
24872PA0030009	Rating Area 8	No Preference	43	505.89
24872PA0030009	Rating Area 8	No Preference	44	520.80
24872PA0030009	Rating Area 8	No Preference	45	538.32
24872PA0030009	Rating Area 8	No Preference	46	559.20
24872PA0030009	Rating Area 8	No Preference	47	582.69
24872PA0030009	Rating Area 8	No Preference	48	609.53
24872PA0030009	Rating Area 8	No Preference	49	636.00
24872PA0030009	Rating Area 8	No Preference	50	665.82
24872PA0030009	Rating Area 8	No Preference	51	695.27
24872PA0030009	Rating Area 8	No Preference	52	727.71
24872PA0030009	Rating Area 8	No Preference	53	760.51
24872PA0030009	Rating Area 8	No Preference	54	795.93
24872PA0030009	Rating Area 8	No Preference	55	831.34
24872PA0030009	Rating Area 8	No Preference	56	869.74
24872PA0030009	Rating Area 8	No Preference	57	908.51
24872PA0030009	Rating Area 8	No Preference	58	949.89
24872PA0030009	Rating Area 8	No Preference	59	970.40
24872PA0030009	Rating Area 8	No Preference	60	1011.78
24872PA0030009	Rating Area 8	No Preference	61	1047.57
24872PA0030009	Rating Area 8	No Preference	62	1071.05
24872PA0030009	Rating Area 8	No Preference	63	1100.51
24872PA0030009	Rating Area 8	No Preference	64 and over	1118.40
24872PA0030009	Rating Area 9	No Preference	0-14	298.01
24872PA0030009	Rating Area 9	No Preference	15	324.50
24872PA0030009	Rating Area 9	No Preference	16	334.63
24872PA0030009	Rating Area 9	No Preference	17	344.76
24872PA0030009	Rating Area 9	No Preference	18	355.67
24872PA0030009	Rating Area 9	No Preference	19	366.58
24872PA0030009	Rating Area 9	No Preference	20	377.87
24872PA0030009	Rating Area 9	No Preference	21	389.56
24872PA0030009	Rating Area 9	No Preference	22	389.56
24872PA0030009	Rating Area 9	No Preference	23	389.56
24872PA0030009	Rating Area 9	No Preference	24	389.56
24872PA0030009	Rating Area 9	No Preference	25	391.12
24872PA0030009	Rating Area 9	No Preference	26	398.91
24872PA0030009	Rating Area 9	No Preference	27	408.26
24872PA0030009	Rating Area 9	No Preference	28	423.45
24872PA0030009	Rating Area 9	No Preference	29	435.92
24872PA0030009	Rating Area 9	No Preference	30	442.15
24872PA0030009	Rating Area 9	No Preference	31	451.50
24872PA0030009	Rating Area 9	No Preference	32	460.85
24872PA0030009	Rating Area 9	No Preference	33	466.69
24872PA0030009	Rating Area 9	No Preference	34	472.93
24872PA0030009	Rating Area 9	No Preference	35	476.04
24872PA0030009	Rating Area 9	No Preference	36	479.16
24872PA0030009	Rating Area 9	No Preference	37	482.28
24872PA0030009	Rating Area 9	No Preference	38	485.39
24872PA0030009	Rating Area 9	No Preference	39	491.62
24872PA0030009	Rating Area 9	No Preference	40	497.86
24872PA0030009	Rating Area 9	No Preference	41	507.21
24872PA0030009	Rating Area 9	No Preference	42	516.17
24872PA0030009	Rating Area 9	No Preference	43	528.63
24872PA0030009	Rating Area 9	No Preference	44	544.22
24872PA0030009	Rating Area 9	No Preference	45	562.52
24872PA0030009	Rating Area 9	No Preference	46	584.34
24872PA0030009	Rating Area 9	No Preference	47	608.88
24872PA0030009	Rating Area 9	No Preference	48	636.93
24872PA0030009	Rating Area 9	No Preference	49	664.59
24872PA0030009	Rating Area 9	No Preference	50	695.75
24872PA0030009	Rating Area 9	No Preference	51	726.53
24872PA0030009	Rating Area 9	No Preference	52	760.42
24872PA0030009	Rating Area 9	No Preference	53	794.70
24872PA0030009	Rating Area 9	No Preference	54	831.71
24872PA0030009	Rating Area 9	No Preference	55	868.72
24872PA0030009	Rating Area 9	No Preference	56	908.84
24872PA0030009	Rating Area 9	No Preference	57	949.36
24872PA0030009	Rating Area 9	No Preference	58	992.60
24872PA0030009	Rating Area 9	No Preference	59	1014.02
24872PA0030009	Rating Area 9	No Preference	60	1057.27
24872PA0030009	Rating Area 9	No Preference	61	1094.66
24872PA0030009	Rating Area 9	No Preference	62	1119.21
24872PA0030009	Rating Area 9	No Preference	63	1149.98
24872PA0030009	Rating Area 9	No Preference	64 and over	1168.68

2024 Rates Table Template v13.0				
All fields with an asterisk (*) are required. To validate press Validate button or Ctrl + Shift + I. To finalize, press Finalize button or Ctrl + Shift + F.				
If you are in a community rating state, select Family-Tier Rates under Rating Method and fill in all columns.				
If you are not in a community rating state, select Age-Based Rates under Rating Method and provide an Individual Rate for every age band.				
If Tobacco is Tobacco User/Non-Tobacco User, you must give a rate for Tobacco Use and Non-Tobacco Use.				
To add a new sheet, press the Add Sheet button, or Ctrl + Shift + H. All plans must have the same dates on a sheet.				
HIOS Issuer ID*	24872			
Rate Effective Date*	7/1/2024			
Rate Expiration Date*	9/30/2024			
Rating Method*	Age-Based Rates			
Plan ID*	Rating Area ID*	Tobacco*	Age*	Individual Rate*
Required: Enter the 14-character Plan ID	Required: Select the Rating Area ID	Required: Select if Tobacco use of subscriber is used to determine if a person is eligible for a rate from a plan	Required: Select the age of a subscriber eligible for the rate	Required: Enter the rate of an Individual Non-Tobacco or No Preference enrollee on a plan
24872PA0030001	Rating Area 1	No Preference	0-14	245.11
24872PA0030001	Rating Area 1	No Preference	15	266.90
24872PA0030001	Rating Area 1	No Preference	16	275.23
24872PA0030001	Rating Area 1	No Preference	17	283.56
24872PA0030001	Rating Area 1	No Preference	18	292.53
24872PA0030001	Rating Area 1	No Preference	19	301.51
24872PA0030001	Rating Area 1	No Preference	20	310.80
24872PA0030001	Rating Area 1	No Preference	21	320.41
24872PA0030001	Rating Area 1	No Preference	22	320.41
24872PA0030001	Rating Area 1	No Preference	23	320.41
24872PA0030001	Rating Area 1	No Preference	24	320.41
24872PA0030001	Rating Area 1	No Preference	25	321.69
24872PA0030001	Rating Area 1	No Preference	26	328.10
24872PA0030001	Rating Area 1	No Preference	27	335.79
24872PA0030001	Rating Area 1	No Preference	28	348.29
24872PA0030001	Rating Area 1	No Preference	29	358.54
24872PA0030001	Rating Area 1	No Preference	30	363.67
24872PA0030001	Rating Area 1	No Preference	31	371.36
24872PA0030001	Rating Area 1	No Preference	32	379.05
24872PA0030001	Rating Area 1	No Preference	33	383.85
24872PA0030001	Rating Area 1	No Preference	34	388.98
24872PA0030001	Rating Area 1	No Preference	35	391.54
24872PA0030001	Rating Area 1	No Preference	36	394.10
24872PA0030001	Rating Area 1	No Preference	37	396.67
24872PA0030001	Rating Area 1	No Preference	38	399.23
24872PA0030001	Rating Area 1	No Preference	39	404.36
24872PA0030001	Rating Area 1	No Preference	40	409.48
24872PA0030001	Rating Area 1	No Preference	41	417.17
24872PA0030001	Rating Area 1	No Preference	42	424.54
24872PA0030001	Rating Area 1	No Preference	43	434.80
24872PA0030001	Rating Area 1	No Preference	44	447.61
24872PA0030001	Rating Area 1	No Preference	45	462.67
24872PA0030001	Rating Area 1	No Preference	46	480.62
24872PA0030001	Rating Area 1	No Preference	47	500.80
24872PA0030001	Rating Area 1	No Preference	48	523.87
24872PA0030001	Rating Area 1	No Preference	49	546.62
24872PA0030001	Rating Area 1	No Preference	50	572.25
24872PA0030001	Rating Area 1	No Preference	51	597.56
24872PA0030001	Rating Area 1	No Preference	52	625.44
24872PA0030001	Rating Area 1	No Preference	53	653.64
24872PA0030001	Rating Area 1	No Preference	54	684.08
24872PA0030001	Rating Area 1	No Preference	55	714.51
24872PA0030001	Rating Area 1	No Preference	56	747.52
24872PA0030001	Rating Area 1	No Preference	57	780.84
24872PA0030001	Rating Area 1	No Preference	58	816.40
24872PA0030001	Rating Area 1	No Preference	59	834.03
24872PA0030001	Rating Area 1	No Preference	60	869.59
24872PA0030001	Rating Area 1	No Preference	61	900.35
24872PA0030001	Rating Area 1	No Preference	62	920.54
24872PA0030001	Rating Area 1	No Preference	63	945.85
24872PA0030001	Rating Area 1	No Preference	64 and over	961.23
24872PA0030001	Rating Area 2	No Preference	0-14	240.35
24872PA0030001	Rating Area 2	No Preference	15	261.71
24872PA0030001	Rating Area 2	No Preference	16	269.88
24872PA0030001	Rating Area 2	No Preference	17	278.05
24872PA0030001	Rating Area 2	No Preference	18	286.85
24872PA0030001	Rating Area 2	No Preference	19	295.64
24872PA0030001	Rating Area 2	No Preference	20	304.75
24872PA0030001	Rating Area 2	No Preference	21	314.18
24872PA0030001	Rating Area 2	No Preference	22	314.18
24872PA0030001	Rating Area 2	No Preference	23	314.18
24872PA0030001	Rating Area 2	No Preference	24	314.18
24872PA0030001	Rating Area 2	No Preference	25	315.44
24872PA0030001	Rating Area 2	No Preference	26	321.72
24872PA0030001	Rating Area 2	No Preference	27	329.26
24872PA0030001	Rating Area 2	No Preference	28	341.51
24872PA0030001	Rating Area 2	No Preference	29	351.57
24872PA0030001	Rating Area 2	No Preference	30	356.59
24872PA0030001	Rating Area 2	No Preference	31	364.13
24872PA0030001	Rating Area 2	No Preference	32	371.67
24872PA0030001	Rating Area 2	No Preference	33	376.39
24872PA0030001	Rating Area 2	No Preference	34	381.41
24872PA0030001	Rating Area 2	No Preference	35	383.93
24872PA0030001	Rating Area 2	No Preference	36	386.44
24872PA0030001	Rating Area 2	No Preference	37	388.95
24872PA0030001	Rating Area 2	No Preference	38	391.47
24872PA0030001	Rating Area 2	No Preference	39	396.50
24872PA0030001	Rating Area 2	No Preference	40	401.52
24872PA0030001	Rating Area 2	No Preference	41	409.06
24872PA0030001	Rating Area 2	No Preference	42	416.29
24872PA0030001	Rating Area 2	No Preference	43	426.34
24872PA0030001	Rating Area 2	No Preference	44	438.91
24872PA0030001	Rating Area 2	No Preference	45	453.68
24872PA0030001	Rating Area 2	No Preference	46	471.27
24872PA0030001	Rating Area 2	No Preference	47	491.06
24872PA0030001	Rating Area 2	No Preference	48	513.68
24872PA0030001	Rating Area 2	No Preference	49	535.99
24872PA0030001	Rating Area 2	No Preference	50	561.13
24872PA0030001	Rating Area 2	No Preference	51	585.95
24872PA0030001	Rating Area 2	No Preference	52	613.28
24872PA0030001	Rating Area 2	No Preference	53	640.93

24872PA0030001	Rating Area 2	No Preference	54	670.77
24872PA0030001	Rating Area 2	No Preference	55	700.62
24872PA0030001	Rating Area 2	No Preference	56	732.98
24872PA0030001	Rating Area 2	No Preference	57	765.66
24872PA0030001	Rating Area 2	No Preference	58	800.53
24872PA0030001	Rating Area 2	No Preference	59	817.81
24872PA0030001	Rating Area 2	No Preference	60	852.68
24872PA0030001	Rating Area 2	No Preference	61	882.85
24872PA0030001	Rating Area 2	No Preference	62	902.64
24872PA0030001	Rating Area 2	No Preference	63	927.46
24872PA0030001	Rating Area 2	No Preference	64 and over	942.54
24872PA0030001	Rating Area 3	No Preference	0-14	288.08
24872PA0030001	Rating Area 3	No Preference	15	313.69
24872PA0030001	Rating Area 3	No Preference	16	323.48
24872PA0030001	Rating Area 3	No Preference	17	333.27
24872PA0030001	Rating Area 3	No Preference	18	343.82
24872PA0030001	Rating Area 3	No Preference	19	354.36
24872PA0030001	Rating Area 3	No Preference	20	365.28
24872PA0030001	Rating Area 3	No Preference	21	376.58
24872PA0030001	Rating Area 3	No Preference	22	376.58
24872PA0030001	Rating Area 3	No Preference	23	376.58
24872PA0030001	Rating Area 3	No Preference	24	376.58
24872PA0030001	Rating Area 3	No Preference	25	378.09
24872PA0030001	Rating Area 3	No Preference	26	385.62
24872PA0030001	Rating Area 3	No Preference	27	394.66
24872PA0030001	Rating Area 3	No Preference	28	409.34
24872PA0030001	Rating Area 3	No Preference	29	421.39
24872PA0030001	Rating Area 3	No Preference	30	427.42
24872PA0030001	Rating Area 3	No Preference	31	436.46
24872PA0030001	Rating Area 3	No Preference	32	445.49
24872PA0030001	Rating Area 3	No Preference	33	451.14
24872PA0030001	Rating Area 3	No Preference	34	457.17
24872PA0030001	Rating Area 3	No Preference	35	460.18
24872PA0030001	Rating Area 3	No Preference	36	463.19
24872PA0030001	Rating Area 3	No Preference	37	466.21
24872PA0030001	Rating Area 3	No Preference	38	469.22
24872PA0030001	Rating Area 3	No Preference	39	475.24
24872PA0030001	Rating Area 3	No Preference	40	481.27
24872PA0030001	Rating Area 3	No Preference	41	490.31
24872PA0030001	Rating Area 3	No Preference	42	498.97
24872PA0030001	Rating Area 3	No Preference	43	511.02
24872PA0030001	Rating Area 3	No Preference	44	526.08
24872PA0030001	Rating Area 3	No Preference	45	543.78
24872PA0030001	Rating Area 3	No Preference	46	564.87
24872PA0030001	Rating Area 3	No Preference	47	588.59
24872PA0030001	Rating Area 3	No Preference	48	615.71
24872PA0030001	Rating Area 3	No Preference	49	642.45
24872PA0030001	Rating Area 3	No Preference	50	672.57
24872PA0030001	Rating Area 3	No Preference	51	702.32
24872PA0030001	Rating Area 3	No Preference	52	735.08
24872PA0030001	Rating Area 3	No Preference	53	768.22
24872PA0030001	Rating Area 3	No Preference	54	804.00
24872PA0030001	Rating Area 3	No Preference	55	839.77
24872PA0030001	Rating Area 3	No Preference	56	878.56
24872PA0030001	Rating Area 3	No Preference	57	917.73
24872PA0030001	Rating Area 3	No Preference	58	959.53
24872PA0030001	Rating Area 3	No Preference	59	980.24
24872PA0030001	Rating Area 3	No Preference	60	1022.04
24872PA0030001	Rating Area 3	No Preference	61	1058.19
24872PA0030001	Rating Area 3	No Preference	62	1081.91
24872PA0030001	Rating Area 3	No Preference	63	1111.66
24872PA0030001	Rating Area 3	No Preference	64 and over	1129.74
24872PA0030001	Rating Area 4	No Preference	0-14	271.61
24872PA0030001	Rating Area 4	No Preference	15	295.76
24872PA0030001	Rating Area 4	No Preference	16	304.99
24872PA0030001	Rating Area 4	No Preference	17	314.22
24872PA0030001	Rating Area 4	No Preference	18	324.16
24872PA0030001	Rating Area 4	No Preference	19	334.10
24872PA0030001	Rating Area 4	No Preference	20	344.40
24872PA0030001	Rating Area 4	No Preference	21	355.05
24872PA0030001	Rating Area 4	No Preference	22	355.05
24872PA0030001	Rating Area 4	No Preference	23	355.05
24872PA0030001	Rating Area 4	No Preference	24	355.05
24872PA0030001	Rating Area 4	No Preference	25	356.47
24872PA0030001	Rating Area 4	No Preference	26	363.57
24872PA0030001	Rating Area 4	No Preference	27	372.09
24872PA0030001	Rating Area 4	No Preference	28	385.94
24872PA0030001	Rating Area 4	No Preference	29	397.30
24872PA0030001	Rating Area 4	No Preference	30	402.98
24872PA0030001	Rating Area 4	No Preference	31	411.50
24872PA0030001	Rating Area 4	No Preference	32	420.02
24872PA0030001	Rating Area 4	No Preference	33	425.35
24872PA0030001	Rating Area 4	No Preference	34	431.03
24872PA0030001	Rating Area 4	No Preference	35	433.87
24872PA0030001	Rating Area 4	No Preference	36	436.71
24872PA0030001	Rating Area 4	No Preference	37	439.55
24872PA0030001	Rating Area 4	No Preference	38	442.39
24872PA0030001	Rating Area 4	No Preference	39	448.07
24872PA0030001	Rating Area 4	No Preference	40	453.75
24872PA0030001	Rating Area 4	No Preference	41	462.28
24872PA0030001	Rating Area 4	No Preference	42	470.44
24872PA0030001	Rating Area 4	No Preference	43	481.80
24872PA0030001	Rating Area 4	No Preference	44	496.00
24872PA0030001	Rating Area 4	No Preference	45	512.69
24872PA0030001	Rating Area 4	No Preference	46	532.58
24872PA0030001	Rating Area 4	No Preference	47	554.94
24872PA0030001	Rating Area 4	No Preference	48	580.51
24872PA0030001	Rating Area 4	No Preference	49	605.72
24872PA0030001	Rating Area 4	No Preference	50	634.12
24872PA0030001	Rating Area 4	No Preference	51	662.17
24872PA0030001	Rating Area 4	No Preference	52	693.06
24872PA0030001	Rating Area 4	No Preference	53	724.30
24872PA0030001	Rating Area 4	No Preference	54	758.03
24872PA0030001	Rating Area 4	No Preference	55	791.76
24872PA0030001	Rating Area 4	No Preference	56	828.33
24872PA0030001	Rating Area 4	No Preference	57	865.26
24872PA0030001	Rating Area 4	No Preference	58	904.67
24872PA0030001	Rating Area 4	No Preference	59	924.20
24872PA0030001	Rating Area 4	No Preference	60	963.61
24872PA0030001	Rating Area 4	No Preference	61	997.69

24872PA0030001	Rating Area 4	No Preference	62	1020.06
24872PA0030001	Rating Area 4	No Preference	63	1048.11
24872PA0030001	Rating Area 4	No Preference	64 and over	1065.15
24872PA0030001	Rating Area 5	No Preference	0-14	272.21
24872PA0030001	Rating Area 5	No Preference	15	296.41
24872PA0030001	Rating Area 5	No Preference	16	305.66
24872PA0030001	Rating Area 5	No Preference	17	314.91
24872PA0030001	Rating Area 5	No Preference	18	324.87
24872PA0030001	Rating Area 5	No Preference	19	334.84
24872PA0030001	Rating Area 5	No Preference	20	345.16
24872PA0030001	Rating Area 5	No Preference	21	355.83
24872PA0030001	Rating Area 5	No Preference	22	355.83
24872PA0030001	Rating Area 5	No Preference	23	355.83
24872PA0030001	Rating Area 5	No Preference	24	355.83
24872PA0030001	Rating Area 5	No Preference	25	357.25
24872PA0030001	Rating Area 5	No Preference	26	364.37
24872PA0030001	Rating Area 5	No Preference	27	372.91
24872PA0030001	Rating Area 5	No Preference	28	386.79
24872PA0030001	Rating Area 5	No Preference	29	398.17
24872PA0030001	Rating Area 5	No Preference	30	403.87
24872PA0030001	Rating Area 5	No Preference	31	412.41
24872PA0030001	Rating Area 5	No Preference	32	420.95
24872PA0030001	Rating Area 5	No Preference	33	426.28
24872PA0030001	Rating Area 5	No Preference	34	431.98
24872PA0030001	Rating Area 5	No Preference	35	434.82
24872PA0030001	Rating Area 5	No Preference	36	437.67
24872PA0030001	Rating Area 5	No Preference	37	440.52
24872PA0030001	Rating Area 5	No Preference	38	443.36
24872PA0030001	Rating Area 5	No Preference	39	449.06
24872PA0030001	Rating Area 5	No Preference	40	454.75
24872PA0030001	Rating Area 5	No Preference	41	463.29
24872PA0030001	Rating Area 5	No Preference	42	471.47
24872PA0030001	Rating Area 5	No Preference	43	482.86
24872PA0030001	Rating Area 5	No Preference	44	497.09
24872PA0030001	Rating Area 5	No Preference	45	513.82
24872PA0030001	Rating Area 5	No Preference	46	533.75
24872PA0030001	Rating Area 5	No Preference	47	556.16
24872PA0030001	Rating Area 5	No Preference	48	581.78
24872PA0030001	Rating Area 5	No Preference	49	607.05
24872PA0030001	Rating Area 5	No Preference	50	635.51
24872PA0030001	Rating Area 5	No Preference	51	663.62
24872PA0030001	Rating Area 5	No Preference	52	694.58
24872PA0030001	Rating Area 5	No Preference	53	725.89
24872PA0030001	Rating Area 5	No Preference	54	759.70
24872PA0030001	Rating Area 5	No Preference	55	793.50
24872PA0030001	Rating Area 5	No Preference	56	830.15
24872PA0030001	Rating Area 5	No Preference	57	867.16
24872PA0030001	Rating Area 5	No Preference	58	906.65
24872PA0030001	Rating Area 5	No Preference	59	926.23
24872PA0030001	Rating Area 5	No Preference	60	965.72
24872PA0030001	Rating Area 5	No Preference	61	999.88
24872PA0030001	Rating Area 5	No Preference	62	1022.30
24872PA0030001	Rating Area 5	No Preference	63	1050.41
24872PA0030001	Rating Area 5	No Preference	64 and over	1067.49
24872PA0030002	Rating Area 3	No Preference	0-14	347.37
24872PA0030002	Rating Area 3	No Preference	15	378.25
24872PA0030002	Rating Area 3	No Preference	16	390.05
24872PA0030002	Rating Area 3	No Preference	17	401.86
24872PA0030002	Rating Area 3	No Preference	18	414.58
24872PA0030002	Rating Area 3	No Preference	19	427.29
24872PA0030002	Rating Area 3	No Preference	20	440.46
24872PA0030002	Rating Area 3	No Preference	21	454.08
24872PA0030002	Rating Area 3	No Preference	22	454.08
24872PA0030002	Rating Area 3	No Preference	23	454.08
24872PA0030002	Rating Area 3	No Preference	24	454.08
24872PA0030002	Rating Area 3	No Preference	25	455.90
24872PA0030002	Rating Area 3	No Preference	26	464.98
24872PA0030002	Rating Area 3	No Preference	27	475.88
24872PA0030002	Rating Area 3	No Preference	28	493.58
24872PA0030002	Rating Area 3	No Preference	29	508.12
24872PA0030002	Rating Area 3	No Preference	30	515.38
24872PA0030002	Rating Area 3	No Preference	31	526.28
24872PA0030002	Rating Area 3	No Preference	32	537.18
24872PA0030002	Rating Area 3	No Preference	33	543.99
24872PA0030002	Rating Area 3	No Preference	34	551.25
24872PA0030002	Rating Area 3	No Preference	35	554.89
24872PA0030002	Rating Area 3	No Preference	36	558.52
24872PA0030002	Rating Area 3	No Preference	37	562.15
24872PA0030002	Rating Area 3	No Preference	38	565.78
24872PA0030002	Rating Area 3	No Preference	39	573.05
24872PA0030002	Rating Area 3	No Preference	40	580.31
24872PA0030002	Rating Area 3	No Preference	41	591.21
24872PA0030002	Rating Area 3	No Preference	42	601.66
24872PA0030002	Rating Area 3	No Preference	43	616.19
24872PA0030002	Rating Area 3	No Preference	44	634.35
24872PA0030002	Rating Area 3	No Preference	45	655.69
24872PA0030002	Rating Area 3	No Preference	46	681.12
24872PA0030002	Rating Area 3	No Preference	47	709.73
24872PA0030002	Rating Area 3	No Preference	48	742.42
24872PA0030002	Rating Area 3	No Preference	49	774.66
24872PA0030002	Rating Area 3	No Preference	50	810.99
24872PA0030002	Rating Area 3	No Preference	51	846.86
24872PA0030002	Rating Area 3	No Preference	52	886.36
24872PA0030002	Rating Area 3	No Preference	53	926.32
24872PA0030002	Rating Area 3	No Preference	54	969.46
24872PA0030002	Rating Area 3	No Preference	55	1012.60
24872PA0030002	Rating Area 3	No Preference	56	1059.37
24872PA0030002	Rating Area 3	No Preference	57	1106.59
24872PA0030002	Rating Area 3	No Preference	58	1157.00
24872PA0030002	Rating Area 3	No Preference	59	1181.97
24872PA0030002	Rating Area 3	No Preference	60	1232.37
24872PA0030002	Rating Area 3	No Preference	61	1275.96
24872PA0030002	Rating Area 3	No Preference	62	1304.57
24872PA0030002	Rating Area 3	No Preference	63	1340.44
24872PA0030002	Rating Area 3	No Preference	64 and over	1362.24
24872PA0030002	Rating Area 6	No Preference	0-14	339.03
24872PA0030002	Rating Area 6	No Preference	15	369.16
24872PA0030002	Rating Area 6	No Preference	16	380.68
24872PA0030002	Rating Area 6	No Preference	17	392.21
24872PA0030002	Rating Area 6	No Preference	18	404.61

24872PA0030002	Rating Area 6	No Preference	19	417.02
24872PA0030002	Rating Area 6	No Preference	20	429.87
24872PA0030002	Rating Area 6	No Preference	21	443.17
24872PA0030002	Rating Area 6	No Preference	22	443.17
24872PA0030002	Rating Area 6	No Preference	23	443.17
24872PA0030002	Rating Area 6	No Preference	24	443.17
24872PA0030002	Rating Area 6	No Preference	25	444.94
24872PA0030002	Rating Area 6	No Preference	26	453.81
24872PA0030002	Rating Area 6	No Preference	27	464.44
24872PA0030002	Rating Area 6	No Preference	28	481.73
24872PA0030002	Rating Area 6	No Preference	29	495.91
24872PA0030002	Rating Area 6	No Preference	30	503.00
24872PA0030002	Rating Area 6	No Preference	31	513.63
24872PA0030002	Rating Area 6	No Preference	32	524.27
24872PA0030002	Rating Area 6	No Preference	33	530.92
24872PA0030002	Rating Area 6	No Preference	34	538.01
24872PA0030002	Rating Area 6	No Preference	35	541.55
24872PA0030002	Rating Area 6	No Preference	36	545.10
24872PA0030002	Rating Area 6	No Preference	37	548.64
24872PA0030002	Rating Area 6	No Preference	38	552.19
24872PA0030002	Rating Area 6	No Preference	39	559.28
24872PA0030002	Rating Area 6	No Preference	40	566.37
24872PA0030002	Rating Area 6	No Preference	41	577.01
24872PA0030002	Rating Area 6	No Preference	42	587.20
24872PA0030002	Rating Area 6	No Preference	43	601.38
24872PA0030002	Rating Area 6	No Preference	44	619.11
24872PA0030002	Rating Area 6	No Preference	45	639.94
24872PA0030002	Rating Area 6	No Preference	46	664.76
24872PA0030002	Rating Area 6	No Preference	47	692.67
24872PA0030002	Rating Area 6	No Preference	48	724.58
24872PA0030002	Rating Area 6	No Preference	49	756.05
24872PA0030002	Rating Area 6	No Preference	50	791.50
24872PA0030002	Rating Area 6	No Preference	51	826.51
24872PA0030002	Rating Area 6	No Preference	52	865.07
24872PA0030002	Rating Area 6	No Preference	53	904.07
24872PA0030002	Rating Area 6	No Preference	54	946.17
24872PA0030002	Rating Area 6	No Preference	55	988.27
24872PA0030002	Rating Area 6	No Preference	56	1033.92
24872PA0030002	Rating Area 6	No Preference	57	1080.01
24872PA0030002	Rating Area 6	No Preference	58	1129.20
24872PA0030002	Rating Area 6	No Preference	59	1153.57
24872PA0030002	Rating Area 6	No Preference	60	1202.76
24872PA0030002	Rating Area 6	No Preference	61	1245.31
24872PA0030002	Rating Area 6	No Preference	62	1273.23
24872PA0030002	Rating Area 6	No Preference	63	1308.24
24872PA0030002	Rating Area 6	No Preference	64 and over	1329.51
24872PA0030002	Rating Area 7	No Preference	0-14	350.66
24872PA0030002	Rating Area 7	No Preference	15	381.83
24872PA0030002	Rating Area 7	No Preference	16	393.75
24872PA0030002	Rating Area 7	No Preference	17	405.67
24872PA0030002	Rating Area 7	No Preference	18	418.50
24872PA0030002	Rating Area 7	No Preference	19	431.34
24872PA0030002	Rating Area 7	No Preference	20	444.63
24872PA0030002	Rating Area 7	No Preference	21	458.38
24872PA0030002	Rating Area 7	No Preference	22	458.38
24872PA0030002	Rating Area 7	No Preference	23	458.38
24872PA0030002	Rating Area 7	No Preference	24	458.38
24872PA0030002	Rating Area 7	No Preference	25	460.21
24872PA0030002	Rating Area 7	No Preference	26	469.38
24872PA0030002	Rating Area 7	No Preference	27	480.38
24872PA0030002	Rating Area 7	No Preference	28	498.26
24872PA0030002	Rating Area 7	No Preference	29	512.93
24872PA0030002	Rating Area 7	No Preference	30	520.26
24872PA0030002	Rating Area 7	No Preference	31	531.26
24872PA0030002	Rating Area 7	No Preference	32	542.26
24872PA0030002	Rating Area 7	No Preference	33	549.14
24872PA0030002	Rating Area 7	No Preference	34	556.47
24872PA0030002	Rating Area 7	No Preference	35	560.14
24872PA0030002	Rating Area 7	No Preference	36	563.81
24872PA0030002	Rating Area 7	No Preference	37	567.47
24872PA0030002	Rating Area 7	No Preference	38	571.14
24872PA0030002	Rating Area 7	No Preference	39	578.48
24872PA0030002	Rating Area 7	No Preference	40	585.81
24872PA0030002	Rating Area 7	No Preference	41	596.81
24872PA0030002	Rating Area 7	No Preference	42	607.35
24872PA0030002	Rating Area 7	No Preference	43	622.02
24872PA0030002	Rating Area 7	No Preference	44	640.36
24872PA0030002	Rating Area 7	No Preference	45	661.90
24872PA0030002	Rating Area 7	No Preference	46	687.57
24872PA0030002	Rating Area 7	No Preference	47	716.45
24872PA0030002	Rating Area 7	No Preference	48	749.45
24872PA0030002	Rating Area 7	No Preference	49	782.00
24872PA0030002	Rating Area 7	No Preference	50	818.67
24872PA0030002	Rating Area 7	No Preference	51	854.88
24872PA0030002	Rating Area 7	No Preference	52	894.76
24872PA0030002	Rating Area 7	No Preference	53	935.10
24872PA0030002	Rating Area 7	No Preference	54	978.64
24872PA0030002	Rating Area 7	No Preference	55	1022.19
24872PA0030002	Rating Area 7	No Preference	56	1069.40
24872PA0030002	Rating Area 7	No Preference	57	1117.07
24872PA0030002	Rating Area 7	No Preference	58	1167.95
24872PA0030002	Rating Area 7	No Preference	59	1193.16
24872PA0030002	Rating Area 7	No Preference	60	1244.04
24872PA0030002	Rating Area 7	No Preference	61	1288.05
24872PA0030002	Rating Area 7	No Preference	62	1316.93
24872PA0030002	Rating Area 7	No Preference	63	1353.14
24872PA0030002	Rating Area 7	No Preference	64 and over	1375.14
24872PA0030002	Rating Area 8	No Preference	0-14	329.32
24872PA0030002	Rating Area 8	No Preference	15	358.59
24872PA0030002	Rating Area 8	No Preference	16	369.78
24872PA0030002	Rating Area 8	No Preference	17	380.97
24872PA0030002	Rating Area 8	No Preference	18	393.03
24872PA0030002	Rating Area 8	No Preference	19	405.08
24872PA0030002	Rating Area 8	No Preference	20	417.57
24872PA0030002	Rating Area 8	No Preference	21	430.48
24872PA0030002	Rating Area 8	No Preference	22	430.48
24872PA0030002	Rating Area 8	No Preference	23	430.48
24872PA0030002	Rating Area 8	No Preference	24	430.48
24872PA0030002	Rating Area 8	No Preference	25	432.20
24872PA0030002	Rating Area 8	No Preference	26	440.81

24872PA0030002	Rating Area 8	No Preference	27	451.14
24872PA0030002	Rating Area 8	No Preference	28	467.93
24872PA0030002	Rating Area 8	No Preference	29	481.71
24872PA0030002	Rating Area 8	No Preference	30	488.59
24872PA0030002	Rating Area 8	No Preference	31	498.93
24872PA0030002	Rating Area 8	No Preference	32	509.26
24872PA0030002	Rating Area 8	No Preference	33	515.72
24872PA0030002	Rating Area 8	No Preference	34	522.60
24872PA0030002	Rating Area 8	No Preference	35	526.05
24872PA0030002	Rating Area 8	No Preference	36	529.49
24872PA0030002	Rating Area 8	No Preference	37	532.93
24872PA0030002	Rating Area 8	No Preference	38	536.38
24872PA0030002	Rating Area 8	No Preference	39	543.27
24872PA0030002	Rating Area 8	No Preference	40	550.15
24872PA0030002	Rating Area 8	No Preference	41	560.48
24872PA0030002	Rating Area 8	No Preference	42	570.39
24872PA0030002	Rating Area 8	No Preference	43	584.16
24872PA0030002	Rating Area 8	No Preference	44	601.38
24872PA0030002	Rating Area 8	No Preference	45	621.61
24872PA0030002	Rating Area 8	No Preference	46	645.72
24872PA0030002	Rating Area 8	No Preference	47	672.84
24872PA0030002	Rating Area 8	No Preference	48	703.83
24872PA0030002	Rating Area 8	No Preference	49	734.40
24872PA0030002	Rating Area 8	No Preference	50	768.84
24872PA0030002	Rating Area 8	No Preference	51	802.85
24872PA0030002	Rating Area 8	No Preference	52	840.30
24872PA0030002	Rating Area 8	No Preference	53	878.18
24872PA0030002	Rating Area 8	No Preference	54	919.07
24872PA0030002	Rating Area 8	No Preference	55	959.97
24872PA0030002	Rating Area 8	No Preference	56	1004.31
24872PA0030002	Rating Area 8	No Preference	57	1049.08
24872PA0030002	Rating Area 8	No Preference	58	1096.86
24872PA0030002	Rating Area 8	No Preference	59	1120.54
24872PA0030002	Rating Area 8	No Preference	60	1168.32
24872PA0030002	Rating Area 8	No Preference	61	1209.65
24872PA0030002	Rating Area 8	No Preference	62	1236.77
24872PA0030002	Rating Area 8	No Preference	63	1270.78
24872PA0030002	Rating Area 8	No Preference	64 and over	1291.44
24872PA0030002	Rating Area 9	No Preference	0-14	344.13
24872PA0030002	Rating Area 9	No Preference	15	374.72
24872PA0030002	Rating Area 9	No Preference	16	386.41
24872PA0030002	Rating Area 9	No Preference	17	398.11
24872PA0030002	Rating Area 9	No Preference	18	410.70
24872PA0030002	Rating Area 9	No Preference	19	423.30
24872PA0030002	Rating Area 9	No Preference	20	436.34
24872PA0030002	Rating Area 9	No Preference	21	449.84
24872PA0030002	Rating Area 9	No Preference	22	449.84
24872PA0030002	Rating Area 9	No Preference	23	449.84
24872PA0030002	Rating Area 9	No Preference	24	449.84
24872PA0030002	Rating Area 9	No Preference	25	451.64
24872PA0030002	Rating Area 9	No Preference	26	460.64
24872PA0030002	Rating Area 9	No Preference	27	471.43
24872PA0030002	Rating Area 9	No Preference	28	488.98
24872PA0030002	Rating Area 9	No Preference	29	503.37
24872PA0030002	Rating Area 9	No Preference	30	510.57
24872PA0030002	Rating Area 9	No Preference	31	521.36
24872PA0030002	Rating Area 9	No Preference	32	532.16
24872PA0030002	Rating Area 9	No Preference	33	538.91
24872PA0030002	Rating Area 9	No Preference	34	546.11
24872PA0030002	Rating Area 9	No Preference	35	549.70
24872PA0030002	Rating Area 9	No Preference	36	553.30
24872PA0030002	Rating Area 9	No Preference	37	556.90
24872PA0030002	Rating Area 9	No Preference	38	560.50
24872PA0030002	Rating Area 9	No Preference	39	567.70
24872PA0030002	Rating Area 9	No Preference	40	574.90
24872PA0030002	Rating Area 9	No Preference	41	585.69
24872PA0030002	Rating Area 9	No Preference	42	596.04
24872PA0030002	Rating Area 9	No Preference	43	610.43
24872PA0030002	Rating Area 9	No Preference	44	628.43
24872PA0030002	Rating Area 9	No Preference	45	649.57
24872PA0030002	Rating Area 9	No Preference	46	674.76
24872PA0030002	Rating Area 9	No Preference	47	703.10
24872PA0030002	Rating Area 9	No Preference	48	735.49
24872PA0030002	Rating Area 9	No Preference	49	767.43
24872PA0030002	Rating Area 9	No Preference	50	803.41
24872PA0030002	Rating Area 9	No Preference	51	838.95
24872PA0030002	Rating Area 9	No Preference	52	878.09
24872PA0030002	Rating Area 9	No Preference	53	917.67
24872PA0030002	Rating Area 9	No Preference	54	960.41
24872PA0030002	Rating Area 9	No Preference	55	1003.14
24872PA0030002	Rating Area 9	No Preference	56	1049.48
24872PA0030002	Rating Area 9	No Preference	57	1096.26
24872PA0030002	Rating Area 9	No Preference	58	1146.19
24872PA0030002	Rating Area 9	No Preference	59	1170.93
24872PA0030002	Rating Area 9	No Preference	60	1220.87
24872PA0030002	Rating Area 9	No Preference	61	1264.05
24872PA0030002	Rating Area 9	No Preference	62	1292.39
24872PA0030002	Rating Area 9	No Preference	63	1327.93
24872PA0030002	Rating Area 9	No Preference	64 and over	1349.52
24872PA0030003	Rating Area 3	No Preference	0-14	370.15
24872PA0030003	Rating Area 3	No Preference	15	403.06
24872PA0030003	Rating Area 3	No Preference	16	415.64
24872PA0030003	Rating Area 3	No Preference	17	428.22
24872PA0030003	Rating Area 3	No Preference	18	441.76
24872PA0030003	Rating Area 3	No Preference	19	455.31
24872PA0030003	Rating Area 3	No Preference	20	469.34
24872PA0030003	Rating Area 3	No Preference	21	483.86
24872PA0030003	Rating Area 3	No Preference	22	483.86
24872PA0030003	Rating Area 3	No Preference	23	483.86
24872PA0030003	Rating Area 3	No Preference	24	483.86
24872PA0030003	Rating Area 3	No Preference	25	485.80
24872PA0030003	Rating Area 3	No Preference	26	495.47
24872PA0030003	Rating Area 3	No Preference	27	507.09
24872PA0030003	Rating Area 3	No Preference	28	525.96
24872PA0030003	Rating Area 3	No Preference	29	541.44
24872PA0030003	Rating Area 3	No Preference	30	549.18
24872PA0030003	Rating Area 3	No Preference	31	560.79
24872PA0030003	Rating Area 3	No Preference	32	572.41
24872PA0030003	Rating Area 3	No Preference	33	579.66
24872PA0030003	Rating Area 3	No Preference	34	587.41

24872PA0030003	Rating Area 3	No Preference	35	591.28
24872PA0030003	Rating Area 3	No Preference	36	595.15
24872PA0030003	Rating Area 3	No Preference	37	599.02
24872PA0030003	Rating Area 3	No Preference	38	602.89
24872PA0030003	Rating Area 3	No Preference	39	610.63
24872PA0030003	Rating Area 3	No Preference	40	618.37
24872PA0030003	Rating Area 3	No Preference	41	629.99
24872PA0030003	Rating Area 3	No Preference	42	641.11
24872PA0030003	Rating Area 3	No Preference	43	656.60
24872PA0030003	Rating Area 3	No Preference	44	675.95
24872PA0030003	Rating Area 3	No Preference	45	698.69
24872PA0030003	Rating Area 3	No Preference	46	725.79
24872PA0030003	Rating Area 3	No Preference	47	756.27
24872PA0030003	Rating Area 3	No Preference	48	791.11
24872PA0030003	Rating Area 3	No Preference	49	825.47
24872PA0030003	Rating Area 3	No Preference	50	864.17
24872PA0030003	Rating Area 3	No Preference	51	902.40
24872PA0030003	Rating Area 3	No Preference	52	944.49
24872PA0030003	Rating Area 3	No Preference	53	987.07
24872PA0030003	Rating Area 3	No Preference	54	1033.04
24872PA0030003	Rating Area 3	No Preference	55	1079.01
24872PA0030003	Rating Area 3	No Preference	56	1128.85
24872PA0030003	Rating Area 3	No Preference	57	1179.17
24872PA0030003	Rating Area 3	No Preference	58	1232.88
24872PA0030003	Rating Area 3	No Preference	59	1259.49
24872PA0030003	Rating Area 3	No Preference	60	1313.20
24872PA0030003	Rating Area 3	No Preference	61	1359.65
24872PA0030003	Rating Area 3	No Preference	62	1390.13
24872PA0030003	Rating Area 3	No Preference	63	1428.35
24872PA0030003	Rating Area 3	No Preference	64 and over	1451.58
24872PA0030003	Rating Area 6	No Preference	0-14	361.26
24872PA0030003	Rating Area 6	No Preference	15	393.37
24872PA0030003	Rating Area 6	No Preference	16	405.65
24872PA0030003	Rating Area 6	No Preference	17	417.92
24872PA0030003	Rating Area 6	No Preference	18	431.15
24872PA0030003	Rating Area 6	No Preference	19	444.37
24872PA0030003	Rating Area 6	No Preference	20	458.06
24872PA0030003	Rating Area 6	No Preference	21	472.23
24872PA0030003	Rating Area 6	No Preference	22	472.23
24872PA0030003	Rating Area 6	No Preference	23	472.23
24872PA0030003	Rating Area 6	No Preference	24	472.23
24872PA0030003	Rating Area 6	No Preference	25	474.12
24872PA0030003	Rating Area 6	No Preference	26	483.56
24872PA0030003	Rating Area 6	No Preference	27	494.90
24872PA0030003	Rating Area 6	No Preference	28	513.31
24872PA0030003	Rating Area 6	No Preference	29	528.43
24872PA0030003	Rating Area 6	No Preference	30	535.98
24872PA0030003	Rating Area 6	No Preference	31	547.31
24872PA0030003	Rating Area 6	No Preference	32	558.65
24872PA0030003	Rating Area 6	No Preference	33	565.73
24872PA0030003	Rating Area 6	No Preference	34	573.29
24872PA0030003	Rating Area 6	No Preference	35	577.07
24872PA0030003	Rating Area 6	No Preference	36	580.84
24872PA0030003	Rating Area 6	No Preference	37	584.62
24872PA0030003	Rating Area 6	No Preference	38	588.40
24872PA0030003	Rating Area 6	No Preference	39	595.95
24872PA0030003	Rating Area 6	No Preference	40	603.51
24872PA0030003	Rating Area 6	No Preference	41	614.84
24872PA0030003	Rating Area 6	No Preference	42	625.70
24872PA0030003	Rating Area 6	No Preference	43	640.82
24872PA0030003	Rating Area 6	No Preference	44	659.71
24872PA0030003	Rating Area 6	No Preference	45	681.90
24872PA0030003	Rating Area 6	No Preference	46	708.35
24872PA0030003	Rating Area 6	No Preference	47	738.10
24872PA0030003	Rating Area 6	No Preference	48	772.10
24872PA0030003	Rating Area 6	No Preference	49	805.62
24872PA0030003	Rating Area 6	No Preference	50	843.40
24872PA0030003	Rating Area 6	No Preference	51	880.71
24872PA0030003	Rating Area 6	No Preference	52	921.79
24872PA0030003	Rating Area 6	No Preference	53	963.35
24872PA0030003	Rating Area 6	No Preference	54	1008.21
24872PA0030003	Rating Area 6	No Preference	55	1053.07
24872PA0030003	Rating Area 6	No Preference	56	1101.71
24872PA0030003	Rating Area 6	No Preference	57	1150.82
24872PA0030003	Rating Area 6	No Preference	58	1203.24
24872PA0030003	Rating Area 6	No Preference	59	1229.21
24872PA0030003	Rating Area 6	No Preference	60	1281.63
24872PA0030003	Rating Area 6	No Preference	61	1326.97
24872PA0030003	Rating Area 6	No Preference	62	1356.72
24872PA0030003	Rating Area 6	No Preference	63	1394.02
24872PA0030003	Rating Area 6	No Preference	64 and over	1416.69
24872PA0030003	Rating Area 7	No Preference	0-14	373.66
24872PA0030003	Rating Area 7	No Preference	15	406.87
24872PA0030003	Rating Area 7	No Preference	16	419.57
24872PA0030003	Rating Area 7	No Preference	17	432.27
24872PA0030003	Rating Area 7	No Preference	18	445.95
24872PA0030003	Rating Area 7	No Preference	19	459.62
24872PA0030003	Rating Area 7	No Preference	20	473.79
24872PA0030003	Rating Area 7	No Preference	21	488.44
24872PA0030003	Rating Area 7	No Preference	22	488.44
24872PA0030003	Rating Area 7	No Preference	23	488.44
24872PA0030003	Rating Area 7	No Preference	24	488.44
24872PA0030003	Rating Area 7	No Preference	25	490.39
24872PA0030003	Rating Area 7	No Preference	26	500.16
24872PA0030003	Rating Area 7	No Preference	27	511.89
24872PA0030003	Rating Area 7	No Preference	28	530.93
24872PA0030003	Rating Area 7	No Preference	29	546.56
24872PA0030003	Rating Area 7	No Preference	30	554.38
24872PA0030003	Rating Area 7	No Preference	31	566.10
24872PA0030003	Rating Area 7	No Preference	32	577.82
24872PA0030003	Rating Area 7	No Preference	33	585.15
24872PA0030003	Rating Area 7	No Preference	34	592.97
24872PA0030003	Rating Area 7	No Preference	35	596.87
24872PA0030003	Rating Area 7	No Preference	36	600.78
24872PA0030003	Rating Area 7	No Preference	37	604.69
24872PA0030003	Rating Area 7	No Preference	38	608.60
24872PA0030003	Rating Area 7	No Preference	39	616.41
24872PA0030003	Rating Area 7	No Preference	40	624.23
24872PA0030003	Rating Area 7	No Preference	41	635.95
24872PA0030003	Rating Area 7	No Preference	42	647.18

24872PA0030003	Rating Area 7	No Preference	43	662.81
24872PA0030003	Rating Area 7	No Preference	44	682.35
24872PA0030003	Rating Area 7	No Preference	45	705.31
24872PA0030003	Rating Area 7	No Preference	46	732.66
24872PA0030003	Rating Area 7	No Preference	47	763.43
24872PA0030003	Rating Area 7	No Preference	48	798.60
24872PA0030003	Rating Area 7	No Preference	49	833.28
24872PA0030003	Rating Area 7	No Preference	50	872.35
24872PA0030003	Rating Area 7	No Preference	51	910.94
24872PA0030003	Rating Area 7	No Preference	52	953.43
24872PA0030003	Rating Area 7	No Preference	53	996.42
24872PA0030003	Rating Area 7	No Preference	54	1042.82
24872PA0030003	Rating Area 7	No Preference	55	1089.22
24872PA0030003	Rating Area 7	No Preference	56	1139.53
24872PA0030003	Rating Area 7	No Preference	57	1190.33
24872PA0030003	Rating Area 7	No Preference	58	1244.55
24872PA0030003	Rating Area 7	No Preference	59	1271.41
24872PA0030003	Rating Area 7	No Preference	60	1325.63
24872PA0030003	Rating Area 7	No Preference	61	1372.52
24872PA0030003	Rating Area 7	No Preference	62	1403.29
24872PA0030003	Rating Area 7	No Preference	63	1441.87
24872PA0030003	Rating Area 7	No Preference	64 and over	1465.32
24872PA0030003	Rating Area 8	No Preference	0-14	350.91
24872PA0030003	Rating Area 8	No Preference	15	382.11
24872PA0030003	Rating Area 8	No Preference	16	394.03
24872PA0030003	Rating Area 8	No Preference	17	405.96
24872PA0030003	Rating Area 8	No Preference	18	418.80
24872PA0030003	Rating Area 8	No Preference	19	431.65
24872PA0030003	Rating Area 8	No Preference	20	444.95
24872PA0030003	Rating Area 8	No Preference	21	458.71
24872PA0030003	Rating Area 8	No Preference	22	458.71
24872PA0030003	Rating Area 8	No Preference	23	458.71
24872PA0030003	Rating Area 8	No Preference	24	458.71
24872PA0030003	Rating Area 8	No Preference	25	460.54
24872PA0030003	Rating Area 8	No Preference	26	469.72
24872PA0030003	Rating Area 8	No Preference	27	480.73
24872PA0030003	Rating Area 8	No Preference	28	498.62
24872PA0030003	Rating Area 8	No Preference	29	513.30
24872PA0030003	Rating Area 8	No Preference	30	520.64
24872PA0030003	Rating Area 8	No Preference	31	531.64
24872PA0030003	Rating Area 8	No Preference	32	542.65
24872PA0030003	Rating Area 8	No Preference	33	549.53
24872PA0030003	Rating Area 8	No Preference	34	556.87
24872PA0030003	Rating Area 8	No Preference	35	560.54
24872PA0030003	Rating Area 8	No Preference	36	564.21
24872PA0030003	Rating Area 8	No Preference	37	567.88
24872PA0030003	Rating Area 8	No Preference	38	571.55
24872PA0030003	Rating Area 8	No Preference	39	578.89
24872PA0030003	Rating Area 8	No Preference	40	586.23
24872PA0030003	Rating Area 8	No Preference	41	597.24
24872PA0030003	Rating Area 8	No Preference	42	607.79
24872PA0030003	Rating Area 8	No Preference	43	622.47
24872PA0030003	Rating Area 8	No Preference	44	640.82
24872PA0030003	Rating Area 8	No Preference	45	662.38
24872PA0030003	Rating Area 8	No Preference	46	688.07
24872PA0030003	Rating Area 8	No Preference	47	716.96
24872PA0030003	Rating Area 8	No Preference	48	749.99
24872PA0030003	Rating Area 8	No Preference	49	782.56
24872PA0030003	Rating Area 8	No Preference	50	819.26
24872PA0030003	Rating Area 8	No Preference	51	855.49
24872PA0030003	Rating Area 8	No Preference	52	895.40
24872PA0030003	Rating Area 8	No Preference	53	935.77
24872PA0030003	Rating Area 8	No Preference	54	979.35
24872PA0030003	Rating Area 8	No Preference	55	1022.92
24872PA0030003	Rating Area 8	No Preference	56	1070.17
24872PA0030003	Rating Area 8	No Preference	57	1117.88
24872PA0030003	Rating Area 8	No Preference	58	1168.79
24872PA0030003	Rating Area 8	No Preference	59	1194.02
24872PA0030003	Rating Area 8	No Preference	60	1244.94
24872PA0030003	Rating Area 8	No Preference	61	1288.98
24872PA0030003	Rating Area 8	No Preference	62	1317.87
24872PA0030003	Rating Area 8	No Preference	63	1354.11
24872PA0030003	Rating Area 8	No Preference	64 and over	1376.13
24872PA0030003	Rating Area 9	No Preference	0-14	366.69
24872PA0030003	Rating Area 9	No Preference	15	399.28
24872PA0030003	Rating Area 9	No Preference	16	411.74
24872PA0030003	Rating Area 9	No Preference	17	424.21
24872PA0030003	Rating Area 9	No Preference	18	437.63
24872PA0030003	Rating Area 9	No Preference	19	451.05
24872PA0030003	Rating Area 9	No Preference	20	464.95
24872PA0030003	Rating Area 9	No Preference	21	479.33
24872PA0030003	Rating Area 9	No Preference	22	479.33
24872PA0030003	Rating Area 9	No Preference	23	479.33
24872PA0030003	Rating Area 9	No Preference	24	479.33
24872PA0030003	Rating Area 9	No Preference	25	481.25
24872PA0030003	Rating Area 9	No Preference	26	490.83
24872PA0030003	Rating Area 9	No Preference	27	502.34
24872PA0030003	Rating Area 9	No Preference	28	521.03
24872PA0030003	Rating Area 9	No Preference	29	536.37
24872PA0030003	Rating Area 9	No Preference	30	544.04
24872PA0030003	Rating Area 9	No Preference	31	555.54
24872PA0030003	Rating Area 9	No Preference	32	567.05
24872PA0030003	Rating Area 9	No Preference	33	574.24
24872PA0030003	Rating Area 9	No Preference	34	581.91
24872PA0030003	Rating Area 9	No Preference	35	585.74
24872PA0030003	Rating Area 9	No Preference	36	589.58
24872PA0030003	Rating Area 9	No Preference	37	593.41
24872PA0030003	Rating Area 9	No Preference	38	597.25
24872PA0030003	Rating Area 9	No Preference	39	604.91
24872PA0030003	Rating Area 9	No Preference	40	612.58
24872PA0030003	Rating Area 9	No Preference	41	624.09
24872PA0030003	Rating Area 9	No Preference	42	635.11
24872PA0030003	Rating Area 9	No Preference	43	650.45
24872PA0030003	Rating Area 9	No Preference	44	669.62
24872PA0030003	Rating Area 9	No Preference	45	692.15
24872PA0030003	Rating Area 9	No Preference	46	719.00
24872PA0030003	Rating Area 9	No Preference	47	749.19
24872PA0030003	Rating Area 9	No Preference	48	783.70
24872PA0030003	Rating Area 9	No Preference	49	817.74
24872PA0030003	Rating Area 9	No Preference	50	856.08

24872PA0030003	Rating Area 9	No Preference	51	893.95
24872PA0030003	Rating Area 9	No Preference	52	935.65
24872PA0030003	Rating Area 9	No Preference	53	977.83
24872PA0030003	Rating Area 9	No Preference	54	1023.37
24872PA0030003	Rating Area 9	No Preference	55	1068.91
24872PA0030003	Rating Area 9	No Preference	56	1118.28
24872PA0030003	Rating Area 9	No Preference	57	1168.13
24872PA0030003	Rating Area 9	No Preference	58	1221.33
24872PA0030003	Rating Area 9	No Preference	59	1247.70
24872PA0030003	Rating Area 9	No Preference	60	1300.90
24872PA0030003	Rating Area 9	No Preference	61	1346.92
24872PA0030003	Rating Area 9	No Preference	62	1377.12
24872PA0030003	Rating Area 9	No Preference	63	1414.98
24872PA0030003	Rating Area 9	No Preference	64 and over	1437.99
24872PA0030005	Rating Area 3	No Preference	0-14	314.81
24872PA0030005	Rating Area 3	No Preference	15	342.80
24872PA0030005	Rating Area 3	No Preference	16	353.50
24872PA0030005	Rating Area 3	No Preference	17	364.20
24872PA0030005	Rating Area 3	No Preference	18	375.72
24872PA0030005	Rating Area 3	No Preference	19	387.24
24872PA0030005	Rating Area 3	No Preference	20	399.17
24872PA0030005	Rating Area 3	No Preference	21	411.52
24872PA0030005	Rating Area 3	No Preference	22	411.52
24872PA0030005	Rating Area 3	No Preference	23	411.52
24872PA0030005	Rating Area 3	No Preference	24	411.52
24872PA0030005	Rating Area 3	No Preference	25	413.17
24872PA0030005	Rating Area 3	No Preference	26	421.40
24872PA0030005	Rating Area 3	No Preference	27	431.27
24872PA0030005	Rating Area 3	No Preference	28	447.32
24872PA0030005	Rating Area 3	No Preference	29	460.49
24872PA0030005	Rating Area 3	No Preference	30	467.08
24872PA0030005	Rating Area 3	No Preference	31	476.95
24872PA0030005	Rating Area 3	No Preference	32	486.83
24872PA0030005	Rating Area 3	No Preference	33	493.00
24872PA0030005	Rating Area 3	No Preference	34	499.59
24872PA0030005	Rating Area 3	No Preference	35	502.88
24872PA0030005	Rating Area 3	No Preference	36	506.17
24872PA0030005	Rating Area 3	No Preference	37	509.46
24872PA0030005	Rating Area 3	No Preference	38	512.75
24872PA0030005	Rating Area 3	No Preference	39	519.34
24872PA0030005	Rating Area 3	No Preference	40	525.92
24872PA0030005	Rating Area 3	No Preference	41	535.80
24872PA0030005	Rating Area 3	No Preference	42	545.26
24872PA0030005	Rating Area 3	No Preference	43	558.43
24872PA0030005	Rating Area 3	No Preference	44	574.89
24872PA0030005	Rating Area 3	No Preference	45	594.23
24872PA0030005	Rating Area 3	No Preference	46	617.28
24872PA0030005	Rating Area 3	No Preference	47	643.21
24872PA0030005	Rating Area 3	No Preference	48	672.84
24872PA0030005	Rating Area 3	No Preference	49	702.05
24872PA0030005	Rating Area 3	No Preference	50	734.97
24872PA0030005	Rating Area 3	No Preference	51	767.48
24872PA0030005	Rating Area 3	No Preference	52	803.29
24872PA0030005	Rating Area 3	No Preference	53	839.50
24872PA0030005	Rating Area 3	No Preference	54	878.60
24872PA0030005	Rating Area 3	No Preference	55	917.69
24872PA0030005	Rating Area 3	No Preference	56	960.08
24872PA0030005	Rating Area 3	No Preference	57	1002.87
24872PA0030005	Rating Area 3	No Preference	58	1048.55
24872PA0030005	Rating Area 3	No Preference	59	1071.19
24872PA0030005	Rating Area 3	No Preference	60	1116.87
24872PA0030005	Rating Area 3	No Preference	61	1156.37
24872PA0030005	Rating Area 3	No Preference	62	1182.30
24872PA0030005	Rating Area 3	No Preference	63	1214.81
24872PA0030005	Rating Area 3	No Preference	64 and over	1234.56
24872PA0030005	Rating Area 6	No Preference	0-14	307.25
24872PA0030005	Rating Area 6	No Preference	15	334.56
24872PA0030005	Rating Area 6	No Preference	16	345.00
24872PA0030005	Rating Area 6	No Preference	17	355.44
24872PA0030005	Rating Area 6	No Preference	18	366.69
24872PA0030005	Rating Area 6	No Preference	19	377.93
24872PA0030005	Rating Area 6	No Preference	20	389.58
24872PA0030005	Rating Area 6	No Preference	21	401.63
24872PA0030005	Rating Area 6	No Preference	22	401.63
24872PA0030005	Rating Area 6	No Preference	23	401.63
24872PA0030005	Rating Area 6	No Preference	24	401.63
24872PA0030005	Rating Area 6	No Preference	25	403.24
24872PA0030005	Rating Area 6	No Preference	26	411.27
24872PA0030005	Rating Area 6	No Preference	27	420.91
24872PA0030005	Rating Area 6	No Preference	28	436.57
24872PA0030005	Rating Area 6	No Preference	29	449.42
24872PA0030005	Rating Area 6	No Preference	30	455.85
24872PA0030005	Rating Area 6	No Preference	31	465.49
24872PA0030005	Rating Area 6	No Preference	32	475.13
24872PA0030005	Rating Area 6	No Preference	33	481.15
24872PA0030005	Rating Area 6	No Preference	34	487.58
24872PA0030005	Rating Area 6	No Preference	35	490.79
24872PA0030005	Rating Area 6	No Preference	36	494.00
24872PA0030005	Rating Area 6	No Preference	37	497.22
24872PA0030005	Rating Area 6	No Preference	38	500.43
24872PA0030005	Rating Area 6	No Preference	39	506.86
24872PA0030005	Rating Area 6	No Preference	40	513.28
24872PA0030005	Rating Area 6	No Preference	41	522.92
24872PA0030005	Rating Area 6	No Preference	42	532.16
24872PA0030005	Rating Area 6	No Preference	43	545.01
24872PA0030005	Rating Area 6	No Preference	44	561.08
24872PA0030005	Rating Area 6	No Preference	45	579.95
24872PA0030005	Rating Area 6	No Preference	46	602.45
24872PA0030005	Rating Area 6	No Preference	47	627.75
24872PA0030005	Rating Area 6	No Preference	48	656.67
24872PA0030005	Rating Area 6	No Preference	49	685.18
24872PA0030005	Rating Area 6	No Preference	50	717.31
24872PA0030005	Rating Area 6	No Preference	51	749.04
24872PA0030005	Rating Area 6	No Preference	52	783.98
24872PA0030005	Rating Area 6	No Preference	53	819.33
24872PA0030005	Rating Area 6	No Preference	54	857.48
24872PA0030005	Rating Area 6	No Preference	55	895.63
24872PA0030005	Rating Area 6	No Preference	56	937.00
24872PA0030005	Rating Area 6	No Preference	57	978.77
24872PA0030005	Rating Area 6	No Preference	58	1023.35

24872PA0030005	Rating Area 6	No Preference	59	1045.44
24872PA0030005	Rating Area 6	No Preference	60	1090.02
24872PA0030005	Rating Area 6	No Preference	61	1128.58
24872PA0030005	Rating Area 6	No Preference	62	1153.88
24872PA0030005	Rating Area 6	No Preference	63	1185.61
24872PA0030005	Rating Area 6	No Preference	64 and over	1204.89
24872PA0030005	Rating Area 7	No Preference	0-14	317.80
24872PA0030005	Rating Area 7	No Preference	15	346.04
24872PA0030005	Rating Area 7	No Preference	16	356.85
24872PA0030005	Rating Area 7	No Preference	17	367.65
24872PA0030005	Rating Area 7	No Preference	18	379.28
24872PA0030005	Rating Area 7	No Preference	19	390.91
24872PA0030005	Rating Area 7	No Preference	20	402.96
24872PA0030005	Rating Area 7	No Preference	21	415.42
24872PA0030005	Rating Area 7	No Preference	22	415.42
24872PA0030005	Rating Area 7	No Preference	23	415.42
24872PA0030005	Rating Area 7	No Preference	24	415.42
24872PA0030005	Rating Area 7	No Preference	25	417.08
24872PA0030005	Rating Area 7	No Preference	26	425.39
24872PA0030005	Rating Area 7	No Preference	27	435.36
24872PA0030005	Rating Area 7	No Preference	28	451.56
24872PA0030005	Rating Area 7	No Preference	29	464.85
24872PA0030005	Rating Area 7	No Preference	30	471.50
24872PA0030005	Rating Area 7	No Preference	31	481.47
24872PA0030005	Rating Area 7	No Preference	32	491.44
24872PA0030005	Rating Area 7	No Preference	33	497.67
24872PA0030005	Rating Area 7	No Preference	34	504.32
24872PA0030005	Rating Area 7	No Preference	35	507.64
24872PA0030005	Rating Area 7	No Preference	36	510.97
24872PA0030005	Rating Area 7	No Preference	37	514.29
24872PA0030005	Rating Area 7	No Preference	38	517.61
24872PA0030005	Rating Area 7	No Preference	39	524.26
24872PA0030005	Rating Area 7	No Preference	40	530.91
24872PA0030005	Rating Area 7	No Preference	41	540.88
24872PA0030005	Rating Area 7	No Preference	42	550.43
24872PA0030005	Rating Area 7	No Preference	43	563.72
24872PA0030005	Rating Area 7	No Preference	44	580.34
24872PA0030005	Rating Area 7	No Preference	45	599.87
24872PA0030005	Rating Area 7	No Preference	46	623.13
24872PA0030005	Rating Area 7	No Preference	47	649.30
24872PA0030005	Rating Area 7	No Preference	48	679.21
24872PA0030005	Rating Area 7	No Preference	49	708.71
24872PA0030005	Rating Area 7	No Preference	50	741.94
24872PA0030005	Rating Area 7	No Preference	51	774.76
24872PA0030005	Rating Area 7	No Preference	52	810.90
24872PA0030005	Rating Area 7	No Preference	53	847.46
24872PA0030005	Rating Area 7	No Preference	54	886.92
24872PA0030005	Rating Area 7	No Preference	55	926.39
24872PA0030005	Rating Area 7	No Preference	56	969.17
24872PA0030005	Rating Area 7	No Preference	57	1012.38
24872PA0030005	Rating Area 7	No Preference	58	1058.49
24872PA0030005	Rating Area 7	No Preference	59	1081.34
24872PA0030005	Rating Area 7	No Preference	60	1127.45
24872PA0030005	Rating Area 7	No Preference	61	1167.33
24872PA0030005	Rating Area 7	No Preference	62	1193.50
24872PA0030005	Rating Area 7	No Preference	63	1226.32
24872PA0030005	Rating Area 7	No Preference	64 and over	1246.26
24872PA0030005	Rating Area 8	No Preference	0-14	298.46
24872PA0030005	Rating Area 8	No Preference	15	324.99
24872PA0030005	Rating Area 8	No Preference	16	335.13
24872PA0030005	Rating Area 8	No Preference	17	345.27
24872PA0030005	Rating Area 8	No Preference	18	356.20
24872PA0030005	Rating Area 8	No Preference	19	367.12
24872PA0030005	Rating Area 8	No Preference	20	378.44
24872PA0030005	Rating Area 8	No Preference	21	390.14
24872PA0030005	Rating Area 8	No Preference	22	390.14
24872PA0030005	Rating Area 8	No Preference	23	390.14
24872PA0030005	Rating Area 8	No Preference	24	390.14
24872PA0030005	Rating Area 8	No Preference	25	391.70
24872PA0030005	Rating Area 8	No Preference	26	399.50
24872PA0030005	Rating Area 8	No Preference	27	408.87
24872PA0030005	Rating Area 8	No Preference	28	424.08
24872PA0030005	Rating Area 8	No Preference	29	436.57
24872PA0030005	Rating Area 8	No Preference	30	442.81
24872PA0030005	Rating Area 8	No Preference	31	452.17
24872PA0030005	Rating Area 8	No Preference	32	461.54
24872PA0030005	Rating Area 8	No Preference	33	467.39
24872PA0030005	Rating Area 8	No Preference	34	473.63
24872PA0030005	Rating Area 8	No Preference	35	476.75
24872PA0030005	Rating Area 8	No Preference	36	479.87
24872PA0030005	Rating Area 8	No Preference	37	482.99
24872PA0030005	Rating Area 8	No Preference	38	486.11
24872PA0030005	Rating Area 8	No Preference	39	492.36
24872PA0030005	Rating Area 8	No Preference	40	498.60
24872PA0030005	Rating Area 8	No Preference	41	507.96
24872PA0030005	Rating Area 8	No Preference	42	516.94
24872PA0030005	Rating Area 8	No Preference	43	529.42
24872PA0030005	Rating Area 8	No Preference	44	545.03
24872PA0030005	Rating Area 8	No Preference	45	563.36
24872PA0030005	Rating Area 8	No Preference	46	585.21
24872PA0030005	Rating Area 8	No Preference	47	609.79
24872PA0030005	Rating Area 8	No Preference	48	637.88
24872PA0030005	Rating Area 8	No Preference	49	665.58
24872PA0030005	Rating Area 8	No Preference	50	696.79
24872PA0030005	Rating Area 8	No Preference	51	727.61
24872PA0030005	Rating Area 8	No Preference	52	761.55
24872PA0030005	Rating Area 8	No Preference	53	795.89
24872PA0030005	Rating Area 8	No Preference	54	832.95
24872PA0030005	Rating Area 8	No Preference	55	870.01
24872PA0030005	Rating Area 8	No Preference	56	910.20
24872PA0030005	Rating Area 8	No Preference	57	950.77
24872PA0030005	Rating Area 8	No Preference	58	994.08
24872PA0030005	Rating Area 8	No Preference	59	1015.53
24872PA0030005	Rating Area 8	No Preference	60	1058.84
24872PA0030005	Rating Area 8	No Preference	61	1096.29
24872PA0030005	Rating Area 8	No Preference	62	1120.87
24872PA0030005	Rating Area 8	No Preference	63	1151.69
24872PA0030005	Rating Area 8	No Preference	64 and over	1170.42
24872PA0030005	Rating Area 9	No Preference	0-14	311.88
24872PA0030005	Rating Area 9	No Preference	15	339.60

24872PA0030005	Rating Area 9	No Preference	16	350.20
24872PA0030005	Rating Area 9	No Preference	17	360.80
24872PA0030005	Rating Area 9	No Preference	18	372.21
24872PA0030005	Rating Area 9	No Preference	19	383.63
24872PA0030005	Rating Area 9	No Preference	20	395.45
24872PA0030005	Rating Area 9	No Preference	21	407.68
24872PA0030005	Rating Area 9	No Preference	22	407.68
24872PA0030005	Rating Area 9	No Preference	23	407.68
24872PA0030005	Rating Area 9	No Preference	24	407.68
24872PA0030005	Rating Area 9	No Preference	25	409.31
24872PA0030005	Rating Area 9	No Preference	26	417.46
24872PA0030005	Rating Area 9	No Preference	27	427.25
24872PA0030005	Rating Area 9	No Preference	28	443.15
24872PA0030005	Rating Area 9	No Preference	29	456.19
24872PA0030005	Rating Area 9	No Preference	30	462.72
24872PA0030005	Rating Area 9	No Preference	31	472.50
24872PA0030005	Rating Area 9	No Preference	32	482.29
24872PA0030005	Rating Area 9	No Preference	33	488.40
24872PA0030005	Rating Area 9	No Preference	34	494.92
24872PA0030005	Rating Area 9	No Preference	35	498.18
24872PA0030005	Rating Area 9	No Preference	36	501.45
24872PA0030005	Rating Area 9	No Preference	37	504.71
24872PA0030005	Rating Area 9	No Preference	38	507.97
24872PA0030005	Rating Area 9	No Preference	39	514.49
24872PA0030005	Rating Area 9	No Preference	40	521.02
24872PA0030005	Rating Area 9	No Preference	41	530.80
24872PA0030005	Rating Area 9	No Preference	42	540.18
24872PA0030005	Rating Area 9	No Preference	43	553.22
24872PA0030005	Rating Area 9	No Preference	44	569.53
24872PA0030005	Rating Area 9	No Preference	45	588.69
24872PA0030005	Rating Area 9	No Preference	46	611.52
24872PA0030005	Rating Area 9	No Preference	47	637.20
24872PA0030005	Rating Area 9	No Preference	48	666.56
24872PA0030005	Rating Area 9	No Preference	49	695.50
24872PA0030005	Rating Area 9	No Preference	50	728.12
24872PA0030005	Rating Area 9	No Preference	51	760.32
24872PA0030005	Rating Area 9	No Preference	52	795.79
24872PA0030005	Rating Area 9	No Preference	53	831.67
24872PA0030005	Rating Area 9	No Preference	54	870.40
24872PA0030005	Rating Area 9	No Preference	55	909.13
24872PA0030005	Rating Area 9	No Preference	56	951.12
24872PA0030005	Rating Area 9	No Preference	57	993.52
24872PA0030005	Rating Area 9	No Preference	58	1038.77
24872PA0030005	Rating Area 9	No Preference	59	1061.19
24872PA0030005	Rating Area 9	No Preference	60	1106.44
24872PA0030005	Rating Area 9	No Preference	61	1145.58
24872PA0030005	Rating Area 9	No Preference	62	1171.26
24872PA0030005	Rating Area 9	No Preference	63	1203.47
24872PA0030005	Rating Area 9	No Preference	64 and over	1223.04
24872PA0030009	Rating Area 3	No Preference	0-14	307.88
24872PA0030009	Rating Area 3	No Preference	15	335.25
24872PA0030009	Rating Area 3	No Preference	16	345.71
24872PA0030009	Rating Area 3	No Preference	17	356.18
24872PA0030009	Rating Area 3	No Preference	18	367.45
24872PA0030009	Rating Area 3	No Preference	19	378.71
24872PA0030009	Rating Area 3	No Preference	20	390.39
24872PA0030009	Rating Area 3	No Preference	21	402.46
24872PA0030009	Rating Area 3	No Preference	22	402.46
24872PA0030009	Rating Area 3	No Preference	23	402.46
24872PA0030009	Rating Area 3	No Preference	24	402.46
24872PA0030009	Rating Area 3	No Preference	25	404.07
24872PA0030009	Rating Area 3	No Preference	26	412.12
24872PA0030009	Rating Area 3	No Preference	27	421.78
24872PA0030009	Rating Area 3	No Preference	28	437.47
24872PA0030009	Rating Area 3	No Preference	29	450.35
24872PA0030009	Rating Area 3	No Preference	30	456.79
24872PA0030009	Rating Area 3	No Preference	31	466.45
24872PA0030009	Rating Area 3	No Preference	32	476.11
24872PA0030009	Rating Area 3	No Preference	33	482.15
24872PA0030009	Rating Area 3	No Preference	34	488.59
24872PA0030009	Rating Area 3	No Preference	35	491.81
24872PA0030009	Rating Area 3	No Preference	36	495.03
24872PA0030009	Rating Area 3	No Preference	37	498.25
24872PA0030009	Rating Area 3	No Preference	38	501.47
24872PA0030009	Rating Area 3	No Preference	39	507.90
24872PA0030009	Rating Area 3	No Preference	40	514.34
24872PA0030009	Rating Area 3	No Preference	41	524.00
24872PA0030009	Rating Area 3	No Preference	42	533.26
24872PA0030009	Rating Area 3	No Preference	43	546.14
24872PA0030009	Rating Area 3	No Preference	44	562.24
24872PA0030009	Rating Area 3	No Preference	45	581.15
24872PA0030009	Rating Area 3	No Preference	46	603.69
24872PA0030009	Rating Area 3	No Preference	47	629.04
24872PA0030009	Rating Area 3	No Preference	48	658.02
24872PA0030009	Rating Area 3	No Preference	49	686.60
24872PA0030009	Rating Area 3	No Preference	50	718.79
24872PA0030009	Rating Area 3	No Preference	51	750.59
24872PA0030009	Rating Area 3	No Preference	52	785.60
24872PA0030009	Rating Area 3	No Preference	53	821.02
24872PA0030009	Rating Area 3	No Preference	54	859.25
24872PA0030009	Rating Area 3	No Preference	55	897.49
24872PA0030009	Rating Area 3	No Preference	56	938.94
24872PA0030009	Rating Area 3	No Preference	57	980.80
24872PA0030009	Rating Area 3	No Preference	58	1025.47
24872PA0030009	Rating Area 3	No Preference	59	1047.60
24872PA0030009	Rating Area 3	No Preference	60	1092.28
24872PA0030009	Rating Area 3	No Preference	61	1130.91
24872PA0030009	Rating Area 3	No Preference	62	1156.27
24872PA0030009	Rating Area 3	No Preference	63	1188.06
24872PA0030009	Rating Area 3	No Preference	64 and over	1207.38
24872PA0030009	Rating Area 6	No Preference	0-14	300.48
24872PA0030009	Rating Area 6	No Preference	15	327.19
24872PA0030009	Rating Area 6	No Preference	16	337.41
24872PA0030009	Rating Area 6	No Preference	17	347.62
24872PA0030009	Rating Area 6	No Preference	18	358.62
24872PA0030009	Rating Area 6	No Preference	19	369.62
24872PA0030009	Rating Area 6	No Preference	20	381.01
24872PA0030009	Rating Area 6	No Preference	21	392.79
24872PA0030009	Rating Area 6	No Preference	22	392.79
24872PA0030009	Rating Area 6	No Preference	23	392.79

24872PA0030009	Rating Area 6	No Preference	24	392.79
24872PA0030009	Rating Area 6	No Preference	25	394.36
24872PA0030009	Rating Area 6	No Preference	26	402.22
24872PA0030009	Rating Area 6	No Preference	27	411.64
24872PA0030009	Rating Area 6	No Preference	28	426.96
24872PA0030009	Rating Area 6	No Preference	29	439.53
24872PA0030009	Rating Area 6	No Preference	30	445.82
24872PA0030009	Rating Area 6	No Preference	31	455.24
24872PA0030009	Rating Area 6	No Preference	32	464.67
24872PA0030009	Rating Area 6	No Preference	33	470.56
24872PA0030009	Rating Area 6	No Preference	34	476.85
24872PA0030009	Rating Area 6	No Preference	35	479.99
24872PA0030009	Rating Area 6	No Preference	36	483.13
24872PA0030009	Rating Area 6	No Preference	37	486.27
24872PA0030009	Rating Area 6	No Preference	38	489.42
24872PA0030009	Rating Area 6	No Preference	39	495.70
24872PA0030009	Rating Area 6	No Preference	40	501.99
24872PA0030009	Rating Area 6	No Preference	41	511.41
24872PA0030009	Rating Area 6	No Preference	42	520.45
24872PA0030009	Rating Area 6	No Preference	43	533.02
24872PA0030009	Rating Area 6	No Preference	44	548.73
24872PA0030009	Rating Area 6	No Preference	45	567.19
24872PA0030009	Rating Area 6	No Preference	46	589.19
24872PA0030009	Rating Area 6	No Preference	47	613.93
24872PA0030009	Rating Area 6	No Preference	48	642.21
24872PA0030009	Rating Area 6	No Preference	49	670.10
24872PA0030009	Rating Area 6	No Preference	50	701.52
24872PA0030009	Rating Area 6	No Preference	51	732.55
24872PA0030009	Rating Area 6	No Preference	52	766.73
24872PA0030009	Rating Area 6	No Preference	53	801.29
24872PA0030009	Rating Area 6	No Preference	54	838.61
24872PA0030009	Rating Area 6	No Preference	55	875.92
24872PA0030009	Rating Area 6	No Preference	56	916.38
24872PA0030009	Rating Area 6	No Preference	57	957.23
24872PA0030009	Rating Area 6	No Preference	58	1000.83
24872PA0030009	Rating Area 6	No Preference	59	1022.43
24872PA0030009	Rating Area 6	No Preference	60	1066.03
24872PA0030009	Rating Area 6	No Preference	61	1103.74
24872PA0030009	Rating Area 6	No Preference	62	1128.49
24872PA0030009	Rating Area 6	No Preference	63	1159.52
24872PA0030009	Rating Area 6	No Preference	64 and over	1178.37
24872PA0030009	Rating Area 7	No Preference	0-14	310.80
24872PA0030009	Rating Area 7	No Preference	15	338.42
24872PA0030009	Rating Area 7	No Preference	16	348.99
24872PA0030009	Rating Area 7	No Preference	17	359.55
24872PA0030009	Rating Area 7	No Preference	18	370.92
24872PA0030009	Rating Area 7	No Preference	19	382.30
24872PA0030009	Rating Area 7	No Preference	20	394.08
24872PA0030009	Rating Area 7	No Preference	21	406.27
24872PA0030009	Rating Area 7	No Preference	22	406.27
24872PA0030009	Rating Area 7	No Preference	23	406.27
24872PA0030009	Rating Area 7	No Preference	24	406.27
24872PA0030009	Rating Area 7	No Preference	25	407.90
24872PA0030009	Rating Area 7	No Preference	26	416.02
24872PA0030009	Rating Area 7	No Preference	27	425.77
24872PA0030009	Rating Area 7	No Preference	28	441.62
24872PA0030009	Rating Area 7	No Preference	29	454.62
24872PA0030009	Rating Area 7	No Preference	30	461.12
24872PA0030009	Rating Area 7	No Preference	31	470.87
24872PA0030009	Rating Area 7	No Preference	32	480.62
24872PA0030009	Rating Area 7	No Preference	33	486.71
24872PA0030009	Rating Area 7	No Preference	34	493.21
24872PA0030009	Rating Area 7	No Preference	35	496.46
24872PA0030009	Rating Area 7	No Preference	36	499.71
24872PA0030009	Rating Area 7	No Preference	37	502.96
24872PA0030009	Rating Area 7	No Preference	38	506.21
24872PA0030009	Rating Area 7	No Preference	39	512.71
24872PA0030009	Rating Area 7	No Preference	40	519.21
24872PA0030009	Rating Area 7	No Preference	41	528.96
24872PA0030009	Rating Area 7	No Preference	42	538.31
24872PA0030009	Rating Area 7	No Preference	43	551.31
24872PA0030009	Rating Area 7	No Preference	44	567.56
24872PA0030009	Rating Area 7	No Preference	45	586.65
24872PA0030009	Rating Area 7	No Preference	46	609.41
24872PA0030009	Rating Area 7	No Preference	47	635.00
24872PA0030009	Rating Area 7	No Preference	48	664.25
24872PA0030009	Rating Area 7	No Preference	49	693.10
24872PA0030009	Rating Area 7	No Preference	50	725.60
24872PA0030009	Rating Area 7	No Preference	51	757.69
24872PA0030009	Rating Area 7	No Preference	52	793.04
24872PA0030009	Rating Area 7	No Preference	53	828.79
24872PA0030009	Rating Area 7	No Preference	54	867.39
24872PA0030009	Rating Area 7	No Preference	55	905.98
24872PA0030009	Rating Area 7	No Preference	56	947.83
24872PA0030009	Rating Area 7	No Preference	57	990.08
24872PA0030009	Rating Area 7	No Preference	58	1035.18
24872PA0030009	Rating Area 7	No Preference	59	1057.52
24872PA0030009	Rating Area 7	No Preference	60	1102.62
24872PA0030009	Rating Area 7	No Preference	61	1141.62
24872PA0030009	Rating Area 7	No Preference	62	1167.21
24872PA0030009	Rating Area 7	No Preference	63	1199.31
24872PA0030009	Rating Area 7	No Preference	64 and over	1218.81
24872PA0030009	Rating Area 8	No Preference	0-14	291.88
24872PA0030009	Rating Area 8	No Preference	15	317.82
24872PA0030009	Rating Area 8	No Preference	16	327.74
24872PA0030009	Rating Area 8	No Preference	17	337.66
24872PA0030009	Rating Area 8	No Preference	18	348.35
24872PA0030009	Rating Area 8	No Preference	19	359.03
24872PA0030009	Rating Area 8	No Preference	20	370.09
24872PA0030009	Rating Area 8	No Preference	21	381.54
24872PA0030009	Rating Area 8	No Preference	22	381.54
24872PA0030009	Rating Area 8	No Preference	23	381.54
24872PA0030009	Rating Area 8	No Preference	24	381.54
24872PA0030009	Rating Area 8	No Preference	25	383.07
24872PA0030009	Rating Area 8	No Preference	26	390.70
24872PA0030009	Rating Area 8	No Preference	27	399.85
24872PA0030009	Rating Area 8	No Preference	28	414.73
24872PA0030009	Rating Area 8	No Preference	29	426.94
24872PA0030009	Rating Area 8	No Preference	30	433.05
24872PA0030009	Rating Area 8	No Preference	31	442.20

24872PA0030009	Rating Area 8	No Preference	32	451.36
24872PA0030009	Rating Area 8	No Preference	33	457.08
24872PA0030009	Rating Area 8	No Preference	34	463.19
24872PA0030009	Rating Area 8	No Preference	35	466.24
24872PA0030009	Rating Area 8	No Preference	36	469.29
24872PA0030009	Rating Area 8	No Preference	37	472.35
24872PA0030009	Rating Area 8	No Preference	38	475.40
24872PA0030009	Rating Area 8	No Preference	39	481.50
24872PA0030009	Rating Area 8	No Preference	40	487.61
24872PA0030009	Rating Area 8	No Preference	41	496.77
24872PA0030009	Rating Area 8	No Preference	42	505.54
24872PA0030009	Rating Area 8	No Preference	43	517.75
24872PA0030009	Rating Area 8	No Preference	44	533.01
24872PA0030009	Rating Area 8	No Preference	45	550.94
24872PA0030009	Rating Area 8	No Preference	46	572.31
24872PA0030009	Rating Area 8	No Preference	47	596.35
24872PA0030009	Rating Area 8	No Preference	48	623.82
24872PA0030009	Rating Area 8	No Preference	49	650.91
24872PA0030009	Rating Area 8	No Preference	50	681.43
24872PA0030009	Rating Area 8	No Preference	51	711.57
24872PA0030009	Rating Area 8	No Preference	52	744.77
24872PA0030009	Rating Area 8	No Preference	53	778.34
24872PA0030009	Rating Area 8	No Preference	54	814.59
24872PA0030009	Rating Area 8	No Preference	55	850.83
24872PA0030009	Rating Area 8	No Preference	56	890.13
24872PA0030009	Rating Area 8	No Preference	57	929.81
24872PA0030009	Rating Area 8	No Preference	58	972.16
24872PA0030009	Rating Area 8	No Preference	59	993.15
24872PA0030009	Rating Area 8	No Preference	60	1035.50
24872PA0030009	Rating Area 8	No Preference	61	1072.13
24872PA0030009	Rating Area 8	No Preference	62	1096.16
24872PA0030009	Rating Area 8	No Preference	63	1126.31
24872PA0030009	Rating Area 8	No Preference	64 and over	1144.62
24872PA0030009	Rating Area 9	No Preference	0-14	305.01
24872PA0030009	Rating Area 9	No Preference	15	332.12
24872PA0030009	Rating Area 9	No Preference	16	342.48
24872PA0030009	Rating Area 9	No Preference	17	352.85
24872PA0030009	Rating Area 9	No Preference	18	364.01
24872PA0030009	Rating Area 9	No Preference	19	375.18
24872PA0030009	Rating Area 9	No Preference	20	386.74
24872PA0030009	Rating Area 9	No Preference	21	398.70
24872PA0030009	Rating Area 9	No Preference	22	398.70
24872PA0030009	Rating Area 9	No Preference	23	398.70
24872PA0030009	Rating Area 9	No Preference	24	398.70
24872PA0030009	Rating Area 9	No Preference	25	400.29
24872PA0030009	Rating Area 9	No Preference	26	408.27
24872PA0030009	Rating Area 9	No Preference	27	417.84
24872PA0030009	Rating Area 9	No Preference	28	433.39
24872PA0030009	Rating Area 9	No Preference	29	446.15
24872PA0030009	Rating Area 9	No Preference	30	452.52
24872PA0030009	Rating Area 9	No Preference	31	462.09
24872PA0030009	Rating Area 9	No Preference	32	471.66
24872PA0030009	Rating Area 9	No Preference	33	477.64
24872PA0030009	Rating Area 9	No Preference	34	484.02
24872PA0030009	Rating Area 9	No Preference	35	487.21
24872PA0030009	Rating Area 9	No Preference	36	490.40
24872PA0030009	Rating Area 9	No Preference	37	493.59
24872PA0030009	Rating Area 9	No Preference	38	496.78
24872PA0030009	Rating Area 9	No Preference	39	503.16
24872PA0030009	Rating Area 9	No Preference	40	509.54
24872PA0030009	Rating Area 9	No Preference	41	519.11
24872PA0030009	Rating Area 9	No Preference	42	528.28
24872PA0030009	Rating Area 9	No Preference	43	541.04
24872PA0030009	Rating Area 9	No Preference	44	556.98
24872PA0030009	Rating Area 9	No Preference	45	575.72
24872PA0030009	Rating Area 9	No Preference	46	598.05
24872PA0030009	Rating Area 9	No Preference	47	623.17
24872PA0030009	Rating Area 9	No Preference	48	651.87
24872PA0030009	Rating Area 9	No Preference	49	680.18
24872PA0030009	Rating Area 9	No Preference	50	712.08
24872PA0030009	Rating Area 9	No Preference	51	743.58
24872PA0030009	Rating Area 9	No Preference	52	778.26
24872PA0030009	Rating Area 9	No Preference	53	813.35
24872PA0030009	Rating Area 9	No Preference	54	851.22
24872PA0030009	Rating Area 9	No Preference	55	889.10
24872PA0030009	Rating Area 9	No Preference	56	930.17
24872PA0030009	Rating Area 9	No Preference	57	971.63
24872PA0030009	Rating Area 9	No Preference	58	1015.89
24872PA0030009	Rating Area 9	No Preference	59	1037.82
24872PA0030009	Rating Area 9	No Preference	60	1082.07
24872PA0030009	Rating Area 9	No Preference	61	1120.35
24872PA0030009	Rating Area 9	No Preference	62	1145.47
24872PA0030009	Rating Area 9	No Preference	63	1176.96
24872PA0030009	Rating Area 9	No Preference	64 and over	1196.10

2024 Rates Table Template v13.0				
<i>All fields with an asterisk (*) are required. To validate press Validate button or Ctrl + Shift + I. To finalize, press Finalize button or Ctrl + Shift + F.</i>				
<i>If you are in a community rating state, select Family-Tier Rates under Rating Method and fill in all columns.</i>				
<i>If you are not in a community rating state, select Age-Based Rates under Rating Method and provide an Individual Rate for every age band.</i>				
<i>If Tobacco is Tobacco User/Non-Tobacco User, you must give a rate for Tobacco Use and Non-Tobacco Use.</i>				
<i>To add a new sheet, press the Add Sheet button, or Ctrl + Shift + H. All plans must have the same dates on a sheet.</i>				
HIOS Issuer ID*	24872			
Rate Effective Date*	10/1/2024			
Rate Expiration Date*	12/31/2024			
Rating Method*	Age-Based Rates			
Plan ID*	Rating Area ID*	Tobacco*	Age*	Individual Rate*
Required: Enter the 14-character Plan ID	Required: Select the Rating Area ID	Required: Select if Tobacco use of subscriber is used to determine if a person is eligible for a rate from a plan	Required: Select the age of a subscriber eligible for the rate	Required: Enter the rate of an Individual Non-Tobacco or No Preference enrollee on a plan
24872PA0030001	Rating Area 1	No Preference	0-14	250.74
24872PA0030001	Rating Area 1	No Preference	15	273.02
24872PA0030001	Rating Area 1	No Preference	16	281.55
24872PA0030001	Rating Area 1	No Preference	17	290.07
24872PA0030001	Rating Area 1	No Preference	18	299.24
24872PA0030001	Rating Area 1	No Preference	19	308.42
24872PA0030001	Rating Area 1	No Preference	20	317.93
24872PA0030001	Rating Area 1	No Preference	21	327.76
24872PA0030001	Rating Area 1	No Preference	22	327.76
24872PA0030001	Rating Area 1	No Preference	23	327.76
24872PA0030001	Rating Area 1	No Preference	24	327.76
24872PA0030001	Rating Area 1	No Preference	25	329.07
24872PA0030001	Rating Area 1	No Preference	26	335.63
24872PA0030001	Rating Area 1	No Preference	27	343.49
24872PA0030001	Rating Area 1	No Preference	28	356.28
24872PA0030001	Rating Area 1	No Preference	29	366.76
24872PA0030001	Rating Area 1	No Preference	30	372.01
24872PA0030001	Rating Area 1	No Preference	31	379.87
24872PA0030001	Rating Area 1	No Preference	32	387.74
24872PA0030001	Rating Area 1	No Preference	33	392.66
24872PA0030001	Rating Area 1	No Preference	34	397.90
24872PA0030001	Rating Area 1	No Preference	35	400.52
24872PA0030001	Rating Area 1	No Preference	36	403.14
24872PA0030001	Rating Area 1	No Preference	37	405.77
24872PA0030001	Rating Area 1	No Preference	38	408.39
24872PA0030001	Rating Area 1	No Preference	39	413.63
24872PA0030001	Rating Area 1	No Preference	40	418.88
24872PA0030001	Rating Area 1	No Preference	41	426.74
24872PA0030001	Rating Area 1	No Preference	42	434.28
24872PA0030001	Rating Area 1	No Preference	43	444.77
24872PA0030001	Rating Area 1	No Preference	44	457.88
24872PA0030001	Rating Area 1	No Preference	45	473.29
24872PA0030001	Rating Area 1	No Preference	46	491.64
24872PA0030001	Rating Area 1	No Preference	47	512.29
24872PA0030001	Rating Area 1	No Preference	48	535.89
24872PA0030001	Rating Area 1	No Preference	49	559.16
24872PA0030001	Rating Area 1	No Preference	50	585.38
24872PA0030001	Rating Area 1	No Preference	51	611.27
24872PA0030001	Rating Area 1	No Preference	52	639.79
24872PA0030001	Rating Area 1	No Preference	53	668.63
24872PA0030001	Rating Area 1	No Preference	54	699.77
24872PA0030001	Rating Area 1	No Preference	55	730.90
24872PA0030001	Rating Area 1	No Preference	56	764.66
24872PA0030001	Rating Area 1	No Preference	57	798.75
24872PA0030001	Rating Area 1	No Preference	58	835.13
24872PA0030001	Rating Area 1	No Preference	59	853.16
24872PA0030001	Rating Area 1	No Preference	60	889.54
24872PA0030001	Rating Area 1	No Preference	61	921.01
24872PA0030001	Rating Area 1	No Preference	62	941.65
24872PA0030001	Rating Area 1	No Preference	63	967.55
24872PA0030001	Rating Area 1	No Preference	64 and over	983.28
24872PA0030001	Rating Area 2	No Preference	0-14	245.86
24872PA0030001	Rating Area 2	No Preference	15	267.72
24872PA0030001	Rating Area 2	No Preference	16	276.07
24872PA0030001	Rating Area 2	No Preference	17	284.43
24872PA0030001	Rating Area 2	No Preference	18	293.43
24872PA0030001	Rating Area 2	No Preference	19	302.43
24872PA0030001	Rating Area 2	No Preference	20	311.75
24872PA0030001	Rating Area 2	No Preference	21	321.39
24872PA0030001	Rating Area 2	No Preference	22	321.39
24872PA0030001	Rating Area 2	No Preference	23	321.39
24872PA0030001	Rating Area 2	No Preference	24	321.39
24872PA0030001	Rating Area 2	No Preference	25	322.68
24872PA0030001	Rating Area 2	No Preference	26	329.10
24872PA0030001	Rating Area 2	No Preference	27	336.82
24872PA0030001	Rating Area 2	No Preference	28	349.35
24872PA0030001	Rating Area 2	No Preference	29	359.64
24872PA0030001	Rating Area 2	No Preference	30	364.78
24872PA0030001	Rating Area 2	No Preference	31	372.49
24872PA0030001	Rating Area 2	No Preference	32	380.20
24872PA0030001	Rating Area 2	No Preference	33	385.03
24872PA0030001	Rating Area 2	No Preference	34	390.17
24872PA0030001	Rating Area 2	No Preference	35	392.74
24872PA0030001	Rating Area 2	No Preference	36	395.31
24872PA0030001	Rating Area 2	No Preference	37	397.88
24872PA0030001	Rating Area 2	No Preference	38	400.45
24872PA0030001	Rating Area 2	No Preference	39	405.59
24872PA0030001	Rating Area 2	No Preference	40	410.74
24872PA0030001	Rating Area 2	No Preference	41	418.45
24872PA0030001	Rating Area 2	No Preference	42	425.84
24872PA0030001	Rating Area 2	No Preference	43	436.13
24872PA0030001	Rating Area 2	No Preference	44	448.98
24872PA0030001	Rating Area 2	No Preference	45	464.09
24872PA0030001	Rating Area 2	No Preference	46	482.09
24872PA0030001	Rating Area 2	No Preference	47	502.33
24872PA0030001	Rating Area 2	No Preference	48	525.47
24872PA0030001	Rating Area 2	No Preference	49	548.29
24872PA0030001	Rating Area 2	No Preference	50	574.00
24872PA0030001	Rating Area 2	No Preference	51	599.39
24872PA0030001	Rating Area 2	No Preference	52	627.35
24872PA0030001	Rating Area 2	No Preference	53	655.64

24872PA0030001	Rating Area 2	No Preference	54	686.17
24872PA0030001	Rating Area 2	No Preference	55	716.70
24872PA0030001	Rating Area 2	No Preference	56	749.80
24872PA0030001	Rating Area 2	No Preference	57	783.23
24872PA0030001	Rating Area 2	No Preference	58	818.90
24872PA0030001	Rating Area 2	No Preference	59	836.58
24872PA0030001	Rating Area 2	No Preference	60	872.25
24872PA0030001	Rating Area 2	No Preference	61	903.11
24872PA0030001	Rating Area 2	No Preference	62	923.35
24872PA0030001	Rating Area 2	No Preference	63	948.74
24872PA0030001	Rating Area 2	No Preference	64 and over	964.17
24872PA0030001	Rating Area 3	No Preference	0-14	294.69
24872PA0030001	Rating Area 3	No Preference	15	320.89
24872PA0030001	Rating Area 3	No Preference	16	330.90
24872PA0030001	Rating Area 3	No Preference	17	340.92
24872PA0030001	Rating Area 3	No Preference	18	351.71
24872PA0030001	Rating Area 3	No Preference	19	362.49
24872PA0030001	Rating Area 3	No Preference	20	373.66
24872PA0030001	Rating Area 3	No Preference	21	385.22
24872PA0030001	Rating Area 3	No Preference	22	385.22
24872PA0030001	Rating Area 3	No Preference	23	385.22
24872PA0030001	Rating Area 3	No Preference	24	385.22
24872PA0030001	Rating Area 3	No Preference	25	386.76
24872PA0030001	Rating Area 3	No Preference	26	394.47
24872PA0030001	Rating Area 3	No Preference	27	403.71
24872PA0030001	Rating Area 3	No Preference	28	418.73
24872PA0030001	Rating Area 3	No Preference	29	431.06
24872PA0030001	Rating Area 3	No Preference	30	437.22
24872PA0030001	Rating Area 3	No Preference	31	446.47
24872PA0030001	Rating Area 3	No Preference	32	455.72
24872PA0030001	Rating Area 3	No Preference	33	461.49
24872PA0030001	Rating Area 3	No Preference	34	467.66
24872PA0030001	Rating Area 3	No Preference	35	470.74
24872PA0030001	Rating Area 3	No Preference	36	473.82
24872PA0030001	Rating Area 3	No Preference	37	476.90
24872PA0030001	Rating Area 3	No Preference	38	479.98
24872PA0030001	Rating Area 3	No Preference	39	486.15
24872PA0030001	Rating Area 3	No Preference	40	492.31
24872PA0030001	Rating Area 3	No Preference	41	501.56
24872PA0030001	Rating Area 3	No Preference	42	510.42
24872PA0030001	Rating Area 3	No Preference	43	522.74
24872PA0030001	Rating Area 3	No Preference	44	538.15
24872PA0030001	Rating Area 3	No Preference	45	556.26
24872PA0030001	Rating Area 3	No Preference	46	577.83
24872PA0030001	Rating Area 3	No Preference	47	602.10
24872PA0030001	Rating Area 3	No Preference	48	629.83
24872PA0030001	Rating Area 3	No Preference	49	657.19
24872PA0030001	Rating Area 3	No Preference	50	688.00
24872PA0030001	Rating Area 3	No Preference	51	718.44
24872PA0030001	Rating Area 3	No Preference	52	751.95
24872PA0030001	Rating Area 3	No Preference	53	785.85
24872PA0030001	Rating Area 3	No Preference	54	822.44
24872PA0030001	Rating Area 3	No Preference	55	859.04
24872PA0030001	Rating Area 3	No Preference	56	898.72
24872PA0030001	Rating Area 3	No Preference	57	938.78
24872PA0030001	Rating Area 3	No Preference	58	981.54
24872PA0030001	Rating Area 3	No Preference	59	1002.73
24872PA0030001	Rating Area 3	No Preference	60	1045.49
24872PA0030001	Rating Area 3	No Preference	61	1082.47
24872PA0030001	Rating Area 3	No Preference	62	1106.74
24872PA0030001	Rating Area 3	No Preference	63	1137.17
24872PA0030001	Rating Area 3	No Preference	64 and over	1155.66
24872PA0030001	Rating Area 4	No Preference	0-14	277.83
24872PA0030001	Rating Area 4	No Preference	15	302.53
24872PA0030001	Rating Area 4	No Preference	16	311.97
24872PA0030001	Rating Area 4	No Preference	17	321.41
24872PA0030001	Rating Area 4	No Preference	18	331.58
24872PA0030001	Rating Area 4	No Preference	19	341.75
24872PA0030001	Rating Area 4	No Preference	20	352.28
24872PA0030001	Rating Area 4	No Preference	21	363.18
24872PA0030001	Rating Area 4	No Preference	22	363.18
24872PA0030001	Rating Area 4	No Preference	23	363.18
24872PA0030001	Rating Area 4	No Preference	24	363.18
24872PA0030001	Rating Area 4	No Preference	25	364.63
24872PA0030001	Rating Area 4	No Preference	26	371.90
24872PA0030001	Rating Area 4	No Preference	27	380.61
24872PA0030001	Rating Area 4	No Preference	28	394.78
24872PA0030001	Rating Area 4	No Preference	29	406.40
24872PA0030001	Rating Area 4	No Preference	30	412.21
24872PA0030001	Rating Area 4	No Preference	31	420.93
24872PA0030001	Rating Area 4	No Preference	32	429.64
24872PA0030001	Rating Area 4	No Preference	33	435.09
24872PA0030001	Rating Area 4	No Preference	34	440.90
24872PA0030001	Rating Area 4	No Preference	35	443.81
24872PA0030001	Rating Area 4	No Preference	36	446.71
24872PA0030001	Rating Area 4	No Preference	37	449.62
24872PA0030001	Rating Area 4	No Preference	38	452.52
24872PA0030001	Rating Area 4	No Preference	39	458.33
24872PA0030001	Rating Area 4	No Preference	40	464.14
24872PA0030001	Rating Area 4	No Preference	41	472.86
24872PA0030001	Rating Area 4	No Preference	42	481.21
24872PA0030001	Rating Area 4	No Preference	43	492.84
24872PA0030001	Rating Area 4	No Preference	44	507.36
24872PA0030001	Rating Area 4	No Preference	45	524.43
24872PA0030001	Rating Area 4	No Preference	46	544.77
24872PA0030001	Rating Area 4	No Preference	47	567.65
24872PA0030001	Rating Area 4	No Preference	48	593.80
24872PA0030001	Rating Area 4	No Preference	49	619.59
24872PA0030001	Rating Area 4	No Preference	50	648.64
24872PA0030001	Rating Area 4	No Preference	51	677.33
24872PA0030001	Rating Area 4	No Preference	52	708.93
24872PA0030001	Rating Area 4	No Preference	53	740.89
24872PA0030001	Rating Area 4	No Preference	54	775.39
24872PA0030001	Rating Area 4	No Preference	55	809.89
24872PA0030001	Rating Area 4	No Preference	56	847.30
24872PA0030001	Rating Area 4	No Preference	57	885.07
24872PA0030001	Rating Area 4	No Preference	58	925.38
24872PA0030001	Rating Area 4	No Preference	59	945.36
24872PA0030001	Rating Area 4	No Preference	60	985.67
24872PA0030001	Rating Area 4	No Preference	61	1020.54

24872PA0030001	Rating Area 4	No Preference	62	1043.42
24872PA0030001	Rating Area 4	No Preference	63	1072.11
24872PA0030001	Rating Area 4	No Preference	64 and over	1089.54
24872PA0030001	Rating Area 5	No Preference	0-14	278.45
24872PA0030001	Rating Area 5	No Preference	15	303.20
24872PA0030001	Rating Area 5	No Preference	16	312.67
24872PA0030001	Rating Area 5	No Preference	17	322.13
24872PA0030001	Rating Area 5	No Preference	18	332.32
24872PA0030001	Rating Area 5	No Preference	19	342.51
24872PA0030001	Rating Area 5	No Preference	20	353.07
24872PA0030001	Rating Area 5	No Preference	21	363.99
24872PA0030001	Rating Area 5	No Preference	22	363.99
24872PA0030001	Rating Area 5	No Preference	23	363.99
24872PA0030001	Rating Area 5	No Preference	24	363.99
24872PA0030001	Rating Area 5	No Preference	25	365.45
24872PA0030001	Rating Area 5	No Preference	26	372.73
24872PA0030001	Rating Area 5	No Preference	27	381.46
24872PA0030001	Rating Area 5	No Preference	28	395.66
24872PA0030001	Rating Area 5	No Preference	29	407.30
24872PA0030001	Rating Area 5	No Preference	30	413.13
24872PA0030001	Rating Area 5	No Preference	31	421.86
24872PA0030001	Rating Area 5	No Preference	32	430.60
24872PA0030001	Rating Area 5	No Preference	33	436.06
24872PA0030001	Rating Area 5	No Preference	34	441.88
24872PA0030001	Rating Area 5	No Preference	35	444.80
24872PA0030001	Rating Area 5	No Preference	36	447.71
24872PA0030001	Rating Area 5	No Preference	37	450.62
24872PA0030001	Rating Area 5	No Preference	38	453.53
24872PA0030001	Rating Area 5	No Preference	39	459.36
24872PA0030001	Rating Area 5	No Preference	40	465.18
24872PA0030001	Rating Area 5	No Preference	41	473.91
24872PA0030001	Rating Area 5	No Preference	42	482.29
24872PA0030001	Rating Area 5	No Preference	43	493.93
24872PA0030001	Rating Area 5	No Preference	44	508.49
24872PA0030001	Rating Area 5	No Preference	45	525.60
24872PA0030001	Rating Area 5	No Preference	46	545.99
24872PA0030001	Rating Area 5	No Preference	47	568.92
24872PA0030001	Rating Area 5	No Preference	48	595.12
24872PA0030001	Rating Area 5	No Preference	49	620.97
24872PA0030001	Rating Area 5	No Preference	50	650.09
24872PA0030001	Rating Area 5	No Preference	51	678.84
24872PA0030001	Rating Area 5	No Preference	52	710.51
24872PA0030001	Rating Area 5	No Preference	53	742.54
24872PA0030001	Rating Area 5	No Preference	54	777.12
24872PA0030001	Rating Area 5	No Preference	55	811.70
24872PA0030001	Rating Area 5	No Preference	56	849.19
24872PA0030001	Rating Area 5	No Preference	57	887.04
24872PA0030001	Rating Area 5	No Preference	58	927.45
24872PA0030001	Rating Area 5	No Preference	59	947.47
24872PA0030001	Rating Area 5	No Preference	60	987.87
24872PA0030001	Rating Area 5	No Preference	61	1022.81
24872PA0030001	Rating Area 5	No Preference	62	1045.74
24872PA0030001	Rating Area 5	No Preference	63	1074.50
24872PA0030001	Rating Area 5	No Preference	64 and over	1091.97
24872PA0030002	Rating Area 3	No Preference	0-14	355.33
24872PA0030002	Rating Area 3	No Preference	15	386.92
24872PA0030002	Rating Area 3	No Preference	16	399.00
24872PA0030002	Rating Area 3	No Preference	17	411.07
24872PA0030002	Rating Area 3	No Preference	18	424.08
24872PA0030002	Rating Area 3	No Preference	19	437.09
24872PA0030002	Rating Area 3	No Preference	20	450.56
24872PA0030002	Rating Area 3	No Preference	21	464.49
24872PA0030002	Rating Area 3	No Preference	22	464.49
24872PA0030002	Rating Area 3	No Preference	23	464.49
24872PA0030002	Rating Area 3	No Preference	24	464.49
24872PA0030002	Rating Area 3	No Preference	25	466.35
24872PA0030002	Rating Area 3	No Preference	26	475.64
24872PA0030002	Rating Area 3	No Preference	27	486.79
24872PA0030002	Rating Area 3	No Preference	28	504.90
24872PA0030002	Rating Area 3	No Preference	29	519.76
24872PA0030002	Rating Area 3	No Preference	30	527.20
24872PA0030002	Rating Area 3	No Preference	31	538.34
24872PA0030002	Rating Area 3	No Preference	32	549.49
24872PA0030002	Rating Area 3	No Preference	33	556.46
24872PA0030002	Rating Area 3	No Preference	34	563.89
24872PA0030002	Rating Area 3	No Preference	35	567.61
24872PA0030002	Rating Area 3	No Preference	36	571.32
24872PA0030002	Rating Area 3	No Preference	37	575.04
24872PA0030002	Rating Area 3	No Preference	38	578.75
24872PA0030002	Rating Area 3	No Preference	39	586.19
24872PA0030002	Rating Area 3	No Preference	40	593.62
24872PA0030002	Rating Area 3	No Preference	41	604.77
24872PA0030002	Rating Area 3	No Preference	42	615.45
24872PA0030002	Rating Area 3	No Preference	43	630.31
24872PA0030002	Rating Area 3	No Preference	44	648.89
24872PA0030002	Rating Area 3	No Preference	45	670.72
24872PA0030002	Rating Area 3	No Preference	46	696.74
24872PA0030002	Rating Area 3	No Preference	47	726.00
24872PA0030002	Rating Area 3	No Preference	48	759.44
24872PA0030002	Rating Area 3	No Preference	49	792.42
24872PA0030002	Rating Area 3	No Preference	50	829.58
24872PA0030002	Rating Area 3	No Preference	51	866.27
24872PA0030002	Rating Area 3	No Preference	52	906.68
24872PA0030002	Rating Area 3	No Preference	53	947.56
24872PA0030002	Rating Area 3	No Preference	54	991.69
24872PA0030002	Rating Area 3	No Preference	55	1035.81
24872PA0030002	Rating Area 3	No Preference	56	1083.66
24872PA0030002	Rating Area 3	No Preference	57	1131.96
24872PA0030002	Rating Area 3	No Preference	58	1183.52
24872PA0030002	Rating Area 3	No Preference	59	1209.07
24872PA0030002	Rating Area 3	No Preference	60	1260.63
24872PA0030002	Rating Area 3	No Preference	61	1305.22
24872PA0030002	Rating Area 3	No Preference	62	1334.48
24872PA0030002	Rating Area 3	No Preference	63	1371.17
24872PA0030002	Rating Area 3	No Preference	64 and over	1393.47
24872PA0030002	Rating Area 6	No Preference	0-14	346.80
24872PA0030002	Rating Area 6	No Preference	15	377.62
24872PA0030002	Rating Area 6	No Preference	16	389.41
24872PA0030002	Rating Area 6	No Preference	17	401.20
24872PA0030002	Rating Area 6	No Preference	18	413.89

24872PA0030002	Rating Area 6	No Preference	19	426.58
24872PA0030002	Rating Area 6	No Preference	20	439.73
24872PA0030002	Rating Area 6	No Preference	21	453.33
24872PA0030002	Rating Area 6	No Preference	22	453.33
24872PA0030002	Rating Area 6	No Preference	23	453.33
24872PA0030002	Rating Area 6	No Preference	24	453.33
24872PA0030002	Rating Area 6	No Preference	25	455.14
24872PA0030002	Rating Area 6	No Preference	26	464.21
24872PA0030002	Rating Area 6	No Preference	27	475.09
24872PA0030002	Rating Area 6	No Preference	28	492.77
24872PA0030002	Rating Area 6	No Preference	29	507.28
24872PA0030002	Rating Area 6	No Preference	30	514.53
24872PA0030002	Rating Area 6	No Preference	31	525.41
24872PA0030002	Rating Area 6	No Preference	32	536.29
24872PA0030002	Rating Area 6	No Preference	33	543.09
24872PA0030002	Rating Area 6	No Preference	34	550.34
24872PA0030002	Rating Area 6	No Preference	35	553.97
24872PA0030002	Rating Area 6	No Preference	36	557.60
24872PA0030002	Rating Area 6	No Preference	37	561.22
24872PA0030002	Rating Area 6	No Preference	38	564.85
24872PA0030002	Rating Area 6	No Preference	39	572.10
24872PA0030002	Rating Area 6	No Preference	40	579.36
24872PA0030002	Rating Area 6	No Preference	41	590.24
24872PA0030002	Rating Area 6	No Preference	42	600.66
24872PA0030002	Rating Area 6	No Preference	43	615.17
24872PA0030002	Rating Area 6	No Preference	44	633.30
24872PA0030002	Rating Area 6	No Preference	45	654.61
24872PA0030002	Rating Area 6	No Preference	46	680.00
24872PA0030002	Rating Area 6	No Preference	47	708.55
24872PA0030002	Rating Area 6	No Preference	48	741.19
24872PA0030002	Rating Area 6	No Preference	49	773.38
24872PA0030002	Rating Area 6	No Preference	50	809.65
24872PA0030002	Rating Area 6	No Preference	51	845.46
24872PA0030002	Rating Area 6	No Preference	52	884.90
24872PA0030002	Rating Area 6	No Preference	53	924.79
24872PA0030002	Rating Area 6	No Preference	54	967.86
24872PA0030002	Rating Area 6	No Preference	55	1010.93
24872PA0030002	Rating Area 6	No Preference	56	1057.62
24872PA0030002	Rating Area 6	No Preference	57	1104.77
24872PA0030002	Rating Area 6	No Preference	58	1155.08
24872PA0030002	Rating Area 6	No Preference	59	1180.02
24872PA0030002	Rating Area 6	No Preference	60	1230.34
24872PA0030002	Rating Area 6	No Preference	61	1273.86
24872PA0030002	Rating Area 6	No Preference	62	1302.42
24872PA0030002	Rating Area 6	No Preference	63	1338.23
24872PA0030002	Rating Area 6	No Preference	64 and over	1359.99
24872PA0030002	Rating Area 7	No Preference	0-14	358.69
24872PA0030002	Rating Area 7	No Preference	15	390.58
24872PA0030002	Rating Area 7	No Preference	16	402.77
24872PA0030002	Rating Area 7	No Preference	17	414.96
24872PA0030002	Rating Area 7	No Preference	18	428.09
24872PA0030002	Rating Area 7	No Preference	19	441.22
24872PA0030002	Rating Area 7	No Preference	20	454.81
24872PA0030002	Rating Area 7	No Preference	21	468.88
24872PA0030002	Rating Area 7	No Preference	22	468.88
24872PA0030002	Rating Area 7	No Preference	23	468.88
24872PA0030002	Rating Area 7	No Preference	24	468.88
24872PA0030002	Rating Area 7	No Preference	25	470.76
24872PA0030002	Rating Area 7	No Preference	26	480.13
24872PA0030002	Rating Area 7	No Preference	27	491.39
24872PA0030002	Rating Area 7	No Preference	28	509.67
24872PA0030002	Rating Area 7	No Preference	29	524.68
24872PA0030002	Rating Area 7	No Preference	30	532.18
24872PA0030002	Rating Area 7	No Preference	31	543.43
24872PA0030002	Rating Area 7	No Preference	32	554.69
24872PA0030002	Rating Area 7	No Preference	33	561.72
24872PA0030002	Rating Area 7	No Preference	34	569.22
24872PA0030002	Rating Area 7	No Preference	35	572.97
24872PA0030002	Rating Area 7	No Preference	36	576.72
24872PA0030002	Rating Area 7	No Preference	37	580.47
24872PA0030002	Rating Area 7	No Preference	38	584.22
24872PA0030002	Rating Area 7	No Preference	39	591.73
24872PA0030002	Rating Area 7	No Preference	40	599.23
24872PA0030002	Rating Area 7	No Preference	41	610.48
24872PA0030002	Rating Area 7	No Preference	42	621.27
24872PA0030002	Rating Area 7	No Preference	43	636.27
24872PA0030002	Rating Area 7	No Preference	44	655.03
24872PA0030002	Rating Area 7	No Preference	45	677.06
24872PA0030002	Rating Area 7	No Preference	46	703.32
24872PA0030002	Rating Area 7	No Preference	47	732.86
24872PA0030002	Rating Area 7	No Preference	48	766.62
24872PA0030002	Rating Area 7	No Preference	49	799.91
24872PA0030002	Rating Area 7	No Preference	50	837.42
24872PA0030002	Rating Area 7	No Preference	51	874.46
24872PA0030002	Rating Area 7	No Preference	52	915.25
24872PA0030002	Rating Area 7	No Preference	53	956.52
24872PA0030002	Rating Area 7	No Preference	54	1001.06
24872PA0030002	Rating Area 7	No Preference	55	1045.60
24872PA0030002	Rating Area 7	No Preference	56	1093.90
24872PA0030002	Rating Area 7	No Preference	57	1142.66
24872PA0030002	Rating Area 7	No Preference	58	1194.71
24872PA0030002	Rating Area 7	No Preference	59	1220.49
24872PA0030002	Rating Area 7	No Preference	60	1272.54
24872PA0030002	Rating Area 7	No Preference	61	1317.55
24872PA0030002	Rating Area 7	No Preference	62	1347.09
24872PA0030002	Rating Area 7	No Preference	63	1384.13
24872PA0030002	Rating Area 7	No Preference	64 and over	1406.64
24872PA0030002	Rating Area 8	No Preference	0-14	336.87
24872PA0030002	Rating Area 8	No Preference	15	366.81
24872PA0030002	Rating Area 8	No Preference	16	378.26
24872PA0030002	Rating Area 8	No Preference	17	389.71
24872PA0030002	Rating Area 8	No Preference	18	402.04
24872PA0030002	Rating Area 8	No Preference	19	414.37
24872PA0030002	Rating Area 8	No Preference	20	427.14
24872PA0030002	Rating Area 8	No Preference	21	440.35
24872PA0030002	Rating Area 8	No Preference	22	440.35
24872PA0030002	Rating Area 8	No Preference	23	440.35
24872PA0030002	Rating Area 8	No Preference	24	440.35
24872PA0030002	Rating Area 8	No Preference	25	442.11
24872PA0030002	Rating Area 8	No Preference	26	450.92

24872PA0030002	Rating Area 8	No Preference	27	461.49
24872PA0030002	Rating Area 8	No Preference	28	478.66
24872PA0030002	Rating Area 8	No Preference	29	492.75
24872PA0030002	Rating Area 8	No Preference	30	499.80
24872PA0030002	Rating Area 8	No Preference	31	510.37
24872PA0030002	Rating Area 8	No Preference	32	520.93
24872PA0030002	Rating Area 8	No Preference	33	527.54
24872PA0030002	Rating Area 8	No Preference	34	534.58
24872PA0030002	Rating Area 8	No Preference	35	538.11
24872PA0030002	Rating Area 8	No Preference	36	541.63
24872PA0030002	Rating Area 8	No Preference	37	545.15
24872PA0030002	Rating Area 8	No Preference	38	548.68
24872PA0030002	Rating Area 8	No Preference	39	555.72
24872PA0030002	Rating Area 8	No Preference	40	562.77
24872PA0030002	Rating Area 8	No Preference	41	573.34
24872PA0030002	Rating Area 8	No Preference	42	583.46
24872PA0030002	Rating Area 8	No Preference	43	597.55
24872PA0030002	Rating Area 8	No Preference	44	615.17
24872PA0030002	Rating Area 8	No Preference	45	635.87
24872PA0030002	Rating Area 8	No Preference	46	660.53
24872PA0030002	Rating Area 8	No Preference	47	688.27
24872PA0030002	Rating Area 8	No Preference	48	719.97
24872PA0030002	Rating Area 8	No Preference	49	751.24
24872PA0030002	Rating Area 8	No Preference	50	786.47
24872PA0030002	Rating Area 8	No Preference	51	821.25
24872PA0030002	Rating Area 8	No Preference	52	859.56
24872PA0030002	Rating Area 8	No Preference	53	898.31
24872PA0030002	Rating Area 8	No Preference	54	940.15
24872PA0030002	Rating Area 8	No Preference	55	981.98
24872PA0030002	Rating Area 8	No Preference	56	1027.34
24872PA0030002	Rating Area 8	No Preference	57	1073.13
24872PA0030002	Rating Area 8	No Preference	58	1122.01
24872PA0030002	Rating Area 8	No Preference	59	1146.23
24872PA0030002	Rating Area 8	No Preference	60	1195.11
24872PA0030002	Rating Area 8	No Preference	61	1237.38
24872PA0030002	Rating Area 8	No Preference	62	1265.13
24872PA0030002	Rating Area 8	No Preference	63	1299.91
24872PA0030002	Rating Area 8	No Preference	64 and over	1321.05
24872PA0030002	Rating Area 9	No Preference	0-14	352.01
24872PA0030002	Rating Area 9	No Preference	15	383.30
24872PA0030002	Rating Area 9	No Preference	16	395.27
24872PA0030002	Rating Area 9	No Preference	17	407.23
24872PA0030002	Rating Area 9	No Preference	18	420.12
24872PA0030002	Rating Area 9	No Preference	19	433.00
24872PA0030002	Rating Area 9	No Preference	20	446.35
24872PA0030002	Rating Area 9	No Preference	21	460.15
24872PA0030002	Rating Area 9	No Preference	22	460.15
24872PA0030002	Rating Area 9	No Preference	23	460.15
24872PA0030002	Rating Area 9	No Preference	24	460.15
24872PA0030002	Rating Area 9	No Preference	25	461.99
24872PA0030002	Rating Area 9	No Preference	26	471.19
24872PA0030002	Rating Area 9	No Preference	27	482.24
24872PA0030002	Rating Area 9	No Preference	28	500.18
24872PA0030002	Rating Area 9	No Preference	29	514.91
24872PA0030002	Rating Area 9	No Preference	30	522.27
24872PA0030002	Rating Area 9	No Preference	31	533.31
24872PA0030002	Rating Area 9	No Preference	32	544.36
24872PA0030002	Rating Area 9	No Preference	33	551.26
24872PA0030002	Rating Area 9	No Preference	34	558.62
24872PA0030002	Rating Area 9	No Preference	35	562.30
24872PA0030002	Rating Area 9	No Preference	36	565.98
24872PA0030002	Rating Area 9	No Preference	37	569.67
24872PA0030002	Rating Area 9	No Preference	38	573.35
24872PA0030002	Rating Area 9	No Preference	39	580.71
24872PA0030002	Rating Area 9	No Preference	40	588.07
24872PA0030002	Rating Area 9	No Preference	41	599.12
24872PA0030002	Rating Area 9	No Preference	42	609.70
24872PA0030002	Rating Area 9	No Preference	43	624.42
24872PA0030002	Rating Area 9	No Preference	44	642.83
24872PA0030002	Rating Area 9	No Preference	45	664.46
24872PA0030002	Rating Area 9	No Preference	46	690.23
24872PA0030002	Rating Area 9	No Preference	47	719.21
24872PA0030002	Rating Area 9	No Preference	48	752.35
24872PA0030002	Rating Area 9	No Preference	49	785.02
24872PA0030002	Rating Area 9	No Preference	50	821.83
24872PA0030002	Rating Area 9	No Preference	51	858.18
24872PA0030002	Rating Area 9	No Preference	52	898.21
24872PA0030002	Rating Area 9	No Preference	53	938.71
24872PA0030002	Rating Area 9	No Preference	54	982.42
24872PA0030002	Rating Area 9	No Preference	55	1026.13
24872PA0030002	Rating Area 9	No Preference	56	1073.53
24872PA0030002	Rating Area 9	No Preference	57	1121.39
24872PA0030002	Rating Area 9	No Preference	58	1172.46
24872PA0030002	Rating Area 9	No Preference	59	1197.77
24872PA0030002	Rating Area 9	No Preference	60	1248.85
24872PA0030002	Rating Area 9	No Preference	61	1293.02
24872PA0030002	Rating Area 9	No Preference	62	1322.01
24872PA0030002	Rating Area 9	No Preference	63	1358.36
24872PA0030002	Rating Area 9	No Preference	64 and over	1380.45
24872PA0030003	Rating Area 3	No Preference	0-14	378.64
24872PA0030003	Rating Area 3	No Preference	15	412.29
24872PA0030003	Rating Area 3	No Preference	16	425.16
24872PA0030003	Rating Area 3	No Preference	17	438.03
24872PA0030003	Rating Area 3	No Preference	18	451.89
24872PA0030003	Rating Area 3	No Preference	19	465.75
24872PA0030003	Rating Area 3	No Preference	20	480.10
24872PA0030003	Rating Area 3	No Preference	21	494.95
24872PA0030003	Rating Area 3	No Preference	22	494.95
24872PA0030003	Rating Area 3	No Preference	23	494.95
24872PA0030003	Rating Area 3	No Preference	24	494.95
24872PA0030003	Rating Area 3	No Preference	25	496.93
24872PA0030003	Rating Area 3	No Preference	26	506.83
24872PA0030003	Rating Area 3	No Preference	27	518.71
24872PA0030003	Rating Area 3	No Preference	28	538.01
24872PA0030003	Rating Area 3	No Preference	29	553.85
24872PA0030003	Rating Area 3	No Preference	30	561.77
24872PA0030003	Rating Area 3	No Preference	31	573.65
24872PA0030003	Rating Area 3	No Preference	32	585.53
24872PA0030003	Rating Area 3	No Preference	33	592.95
24872PA0030003	Rating Area 3	No Preference	34	600.87

24872PA0030003	Rating Area 3	No Preference	35	604.83
24872PA0030003	Rating Area 3	No Preference	36	608.79
24872PA0030003	Rating Area 3	No Preference	37	612.75
24872PA0030003	Rating Area 3	No Preference	38	616.71
24872PA0030003	Rating Area 3	No Preference	39	624.63
24872PA0030003	Rating Area 3	No Preference	40	632.55
24872PA0030003	Rating Area 3	No Preference	41	644.42
24872PA0030003	Rating Area 3	No Preference	42	655.81
24872PA0030003	Rating Area 3	No Preference	43	671.65
24872PA0030003	Rating Area 3	No Preference	44	691.45
24872PA0030003	Rating Area 3	No Preference	45	714.71
24872PA0030003	Rating Area 3	No Preference	46	742.43
24872PA0030003	Rating Area 3	No Preference	47	773.61
24872PA0030003	Rating Area 3	No Preference	48	809.24
24872PA0030003	Rating Area 3	No Preference	49	844.38
24872PA0030003	Rating Area 3	No Preference	50	883.98
24872PA0030003	Rating Area 3	No Preference	51	923.08
24872PA0030003	Rating Area 3	No Preference	52	966.14
24872PA0030003	Rating Area 3	No Preference	53	1009.70
24872PA0030003	Rating Area 3	No Preference	54	1056.72
24872PA0030003	Rating Area 3	No Preference	55	1103.74
24872PA0030003	Rating Area 3	No Preference	56	1154.72
24872PA0030003	Rating Area 3	No Preference	57	1206.19
24872PA0030003	Rating Area 3	No Preference	58	1261.13
24872PA0030003	Rating Area 3	No Preference	59	1288.35
24872PA0030003	Rating Area 3	No Preference	60	1343.29
24872PA0030003	Rating Area 3	No Preference	61	1390.81
24872PA0030003	Rating Area 3	No Preference	62	1421.99
24872PA0030003	Rating Area 3	No Preference	63	1461.09
24872PA0030003	Rating Area 3	No Preference	64 and over	1484.85
24872PA0030003	Rating Area 6	No Preference	0-14	369.53
24872PA0030003	Rating Area 6	No Preference	15	402.38
24872PA0030003	Rating Area 6	No Preference	16	414.94
24872PA0030003	Rating Area 6	No Preference	17	427.50
24872PA0030003	Rating Area 6	No Preference	18	441.02
24872PA0030003	Rating Area 6	No Preference	19	454.55
24872PA0030003	Rating Area 6	No Preference	20	468.56
24872PA0030003	Rating Area 6	No Preference	21	483.05
24872PA0030003	Rating Area 6	No Preference	22	483.05
24872PA0030003	Rating Area 6	No Preference	23	483.05
24872PA0030003	Rating Area 6	No Preference	24	483.05
24872PA0030003	Rating Area 6	No Preference	25	484.98
24872PA0030003	Rating Area 6	No Preference	26	494.64
24872PA0030003	Rating Area 6	No Preference	27	506.24
24872PA0030003	Rating Area 6	No Preference	28	525.08
24872PA0030003	Rating Area 6	No Preference	29	540.53
24872PA0030003	Rating Area 6	No Preference	30	548.26
24872PA0030003	Rating Area 6	No Preference	31	559.85
24872PA0030003	Rating Area 6	No Preference	32	571.45
24872PA0030003	Rating Area 6	No Preference	33	578.69
24872PA0030003	Rating Area 6	No Preference	34	586.42
24872PA0030003	Rating Area 6	No Preference	35	590.29
24872PA0030003	Rating Area 6	No Preference	36	594.15
24872PA0030003	Rating Area 6	No Preference	37	598.02
24872PA0030003	Rating Area 6	No Preference	38	601.88
24872PA0030003	Rating Area 6	No Preference	39	609.61
24872PA0030003	Rating Area 6	No Preference	40	617.34
24872PA0030003	Rating Area 6	No Preference	41	628.93
24872PA0030003	Rating Area 6	No Preference	42	640.04
24872PA0030003	Rating Area 6	No Preference	43	655.50
24872PA0030003	Rating Area 6	No Preference	44	674.82
24872PA0030003	Rating Area 6	No Preference	45	697.52
24872PA0030003	Rating Area 6	No Preference	46	724.58
24872PA0030003	Rating Area 6	No Preference	47	755.01
24872PA0030003	Rating Area 6	No Preference	48	789.79
24872PA0030003	Rating Area 6	No Preference	49	824.08
24872PA0030003	Rating Area 6	No Preference	50	862.73
24872PA0030003	Rating Area 6	No Preference	51	900.89
24872PA0030003	Rating Area 6	No Preference	52	942.91
24872PA0030003	Rating Area 6	No Preference	53	985.42
24872PA0030003	Rating Area 6	No Preference	54	1031.31
24872PA0030003	Rating Area 6	No Preference	55	1077.20
24872PA0030003	Rating Area 6	No Preference	56	1126.96
24872PA0030003	Rating Area 6	No Preference	57	1177.19
24872PA0030003	Rating Area 6	No Preference	58	1230.81
24872PA0030003	Rating Area 6	No Preference	59	1257.38
24872PA0030003	Rating Area 6	No Preference	60	1311.00
24872PA0030003	Rating Area 6	No Preference	61	1357.37
24872PA0030003	Rating Area 6	No Preference	62	1387.80
24872PA0030003	Rating Area 6	No Preference	63	1425.96
24872PA0030003	Rating Area 6	No Preference	64 and over	1449.15
24872PA0030003	Rating Area 7	No Preference	0-14	382.22
24872PA0030003	Rating Area 7	No Preference	15	416.19
24872PA0030003	Rating Area 7	No Preference	16	429.18
24872PA0030003	Rating Area 7	No Preference	17	442.17
24872PA0030003	Rating Area 7	No Preference	18	456.16
24872PA0030003	Rating Area 7	No Preference	19	470.15
24872PA0030003	Rating Area 7	No Preference	20	484.64
24872PA0030003	Rating Area 7	No Preference	21	499.63
24872PA0030003	Rating Area 7	No Preference	22	499.63
24872PA0030003	Rating Area 7	No Preference	23	499.63
24872PA0030003	Rating Area 7	No Preference	24	499.63
24872PA0030003	Rating Area 7	No Preference	25	501.63
24872PA0030003	Rating Area 7	No Preference	26	511.62
24872PA0030003	Rating Area 7	No Preference	27	523.61
24872PA0030003	Rating Area 7	No Preference	28	543.10
24872PA0030003	Rating Area 7	No Preference	29	559.09
24872PA0030003	Rating Area 7	No Preference	30	567.08
24872PA0030003	Rating Area 7	No Preference	31	579.07
24872PA0030003	Rating Area 7	No Preference	32	591.06
24872PA0030003	Rating Area 7	No Preference	33	598.56
24872PA0030003	Rating Area 7	No Preference	34	606.55
24872PA0030003	Rating Area 7	No Preference	35	610.55
24872PA0030003	Rating Area 7	No Preference	36	614.54
24872PA0030003	Rating Area 7	No Preference	37	618.54
24872PA0030003	Rating Area 7	No Preference	38	622.54
24872PA0030003	Rating Area 7	No Preference	39	630.53
24872PA0030003	Rating Area 7	No Preference	40	638.53
24872PA0030003	Rating Area 7	No Preference	41	650.52
24872PA0030003	Rating Area 7	No Preference	42	662.01

24872PA0030003	Rating Area 7	No Preference	43	678.00
24872PA0030003	Rating Area 7	No Preference	44	697.98
24872PA0030003	Rating Area 7	No Preference	45	721.47
24872PA0030003	Rating Area 7	No Preference	46	749.45
24872PA0030003	Rating Area 7	No Preference	47	780.92
24872PA0030003	Rating Area 7	No Preference	48	816.90
24872PA0030003	Rating Area 7	No Preference	49	852.37
24872PA0030003	Rating Area 7	No Preference	50	892.34
24872PA0030003	Rating Area 7	No Preference	51	931.81
24872PA0030003	Rating Area 7	No Preference	52	975.28
24872PA0030003	Rating Area 7	No Preference	53	1019.25
24872PA0030003	Rating Area 7	No Preference	54	1066.71
24872PA0030003	Rating Area 7	No Preference	55	1114.17
24872PA0030003	Rating Area 7	No Preference	56	1165.64
24872PA0030003	Rating Area 7	No Preference	57	1217.60
24872PA0030003	Rating Area 7	No Preference	58	1273.06
24872PA0030003	Rating Area 7	No Preference	59	1300.54
24872PA0030003	Rating Area 7	No Preference	60	1356.00
24872PA0030003	Rating Area 7	No Preference	61	1403.96
24872PA0030003	Rating Area 7	No Preference	62	1435.44
24872PA0030003	Rating Area 7	No Preference	63	1474.91
24872PA0030003	Rating Area 7	No Preference	64 and over	1498.89
24872PA0030003	Rating Area 8	No Preference	0-14	358.95
24872PA0030003	Rating Area 8	No Preference	15	390.86
24872PA0030003	Rating Area 8	No Preference	16	403.06
24872PA0030003	Rating Area 8	No Preference	17	415.26
24872PA0030003	Rating Area 8	No Preference	18	428.40
24872PA0030003	Rating Area 8	No Preference	19	441.54
24872PA0030003	Rating Area 8	No Preference	20	455.14
24872PA0030003	Rating Area 8	No Preference	21	469.22
24872PA0030003	Rating Area 8	No Preference	22	469.22
24872PA0030003	Rating Area 8	No Preference	23	469.22
24872PA0030003	Rating Area 8	No Preference	24	469.22
24872PA0030003	Rating Area 8	No Preference	25	471.10
24872PA0030003	Rating Area 8	No Preference	26	480.48
24872PA0030003	Rating Area 8	No Preference	27	491.74
24872PA0030003	Rating Area 8	No Preference	28	510.04
24872PA0030003	Rating Area 8	No Preference	29	525.06
24872PA0030003	Rating Area 8	No Preference	30	532.56
24872PA0030003	Rating Area 8	No Preference	31	543.83
24872PA0030003	Rating Area 8	No Preference	32	555.09
24872PA0030003	Rating Area 8	No Preference	33	562.13
24872PA0030003	Rating Area 8	No Preference	34	569.63
24872PA0030003	Rating Area 8	No Preference	35	573.39
24872PA0030003	Rating Area 8	No Preference	36	577.14
24872PA0030003	Rating Area 8	No Preference	37	580.89
24872PA0030003	Rating Area 8	No Preference	38	584.65
24872PA0030003	Rating Area 8	No Preference	39	592.16
24872PA0030003	Rating Area 8	No Preference	40	599.66
24872PA0030003	Rating Area 8	No Preference	41	610.92
24872PA0030003	Rating Area 8	No Preference	42	621.72
24872PA0030003	Rating Area 8	No Preference	43	636.73
24872PA0030003	Rating Area 8	No Preference	44	655.50
24872PA0030003	Rating Area 8	No Preference	45	677.55
24872PA0030003	Rating Area 8	No Preference	46	703.83
24872PA0030003	Rating Area 8	No Preference	47	733.39
24872PA0030003	Rating Area 8	No Preference	48	767.17
24872PA0030003	Rating Area 8	No Preference	49	800.49
24872PA0030003	Rating Area 8	No Preference	50	838.03
24872PA0030003	Rating Area 8	No Preference	51	875.10
24872PA0030003	Rating Area 8	No Preference	52	915.92
24872PA0030003	Rating Area 8	No Preference	53	957.21
24872PA0030003	Rating Area 8	No Preference	54	1001.78
24872PA0030003	Rating Area 8	No Preference	55	1046.36
24872PA0030003	Rating Area 8	No Preference	56	1094.69
24872PA0030003	Rating Area 8	No Preference	57	1143.49
24872PA0030003	Rating Area 8	No Preference	58	1195.57
24872PA0030003	Rating Area 8	No Preference	59	1221.38
24872PA0030003	Rating Area 8	No Preference	60	1273.46
24872PA0030003	Rating Area 8	No Preference	61	1318.51
24872PA0030003	Rating Area 8	No Preference	62	1348.07
24872PA0030003	Rating Area 8	No Preference	63	1385.14
24872PA0030003	Rating Area 8	No Preference	64 and over	1407.66
24872PA0030003	Rating Area 9	No Preference	0-14	375.09
24872PA0030003	Rating Area 9	No Preference	15	408.44
24872PA0030003	Rating Area 9	No Preference	16	421.18
24872PA0030003	Rating Area 9	No Preference	17	433.93
24872PA0030003	Rating Area 9	No Preference	18	447.66
24872PA0030003	Rating Area 9	No Preference	19	461.39
24872PA0030003	Rating Area 9	No Preference	20	475.61
24872PA0030003	Rating Area 9	No Preference	21	490.32
24872PA0030003	Rating Area 9	No Preference	22	490.32
24872PA0030003	Rating Area 9	No Preference	23	490.32
24872PA0030003	Rating Area 9	No Preference	24	490.32
24872PA0030003	Rating Area 9	No Preference	25	492.28
24872PA0030003	Rating Area 9	No Preference	26	502.09
24872PA0030003	Rating Area 9	No Preference	27	513.86
24872PA0030003	Rating Area 9	No Preference	28	532.98
24872PA0030003	Rating Area 9	No Preference	29	548.67
24872PA0030003	Rating Area 9	No Preference	30	556.51
24872PA0030003	Rating Area 9	No Preference	31	568.28
24872PA0030003	Rating Area 9	No Preference	32	580.05
24872PA0030003	Rating Area 9	No Preference	33	587.40
24872PA0030003	Rating Area 9	No Preference	34	595.25
24872PA0030003	Rating Area 9	No Preference	35	599.17
24872PA0030003	Rating Area 9	No Preference	36	603.09
24872PA0030003	Rating Area 9	No Preference	37	607.02
24872PA0030003	Rating Area 9	No Preference	38	610.94
24872PA0030003	Rating Area 9	No Preference	39	618.78
24872PA0030003	Rating Area 9	No Preference	40	626.63
24872PA0030003	Rating Area 9	No Preference	41	638.40
24872PA0030003	Rating Area 9	No Preference	42	649.67
24872PA0030003	Rating Area 9	No Preference	43	665.36
24872PA0030003	Rating Area 9	No Preference	44	684.98
24872PA0030003	Rating Area 9	No Preference	45	708.02
24872PA0030003	Rating Area 9	No Preference	46	735.48
24872PA0030003	Rating Area 9	No Preference	47	766.37
24872PA0030003	Rating Area 9	No Preference	48	801.67
24872PA0030003	Rating Area 9	No Preference	49	836.49
24872PA0030003	Rating Area 9	No Preference	50	875.71

24872PA0030003	Rating Area 9	No Preference	51	914.45
24872PA0030003	Rating Area 9	No Preference	52	957.10
24872PA0030003	Rating Area 9	No Preference	53	1000.25
24872PA0030003	Rating Area 9	No Preference	54	1046.83
24872PA0030003	Rating Area 9	No Preference	55	1093.41
24872PA0030003	Rating Area 9	No Preference	56	1143.92
24872PA0030003	Rating Area 9	No Preference	57	1194.91
24872PA0030003	Rating Area 9	No Preference	58	1249.34
24872PA0030003	Rating Area 9	No Preference	59	1276.30
24872PA0030003	Rating Area 9	No Preference	60	1330.73
24872PA0030003	Rating Area 9	No Preference	61	1377.80
24872PA0030003	Rating Area 9	No Preference	62	1408.69
24872PA0030003	Rating Area 9	No Preference	63	1447.42
24872PA0030003	Rating Area 9	No Preference	64 and over	1470.96
24872PA0030005	Rating Area 3	No Preference	0-14	322.03
24872PA0030005	Rating Area 3	No Preference	15	350.66
24872PA0030005	Rating Area 3	No Preference	16	361.60
24872PA0030005	Rating Area 3	No Preference	17	372.55
24872PA0030005	Rating Area 3	No Preference	18	384.34
24872PA0030005	Rating Area 3	No Preference	19	396.12
24872PA0030005	Rating Area 3	No Preference	20	408.33
24872PA0030005	Rating Area 3	No Preference	21	420.96
24872PA0030005	Rating Area 3	No Preference	22	420.96
24872PA0030005	Rating Area 3	No Preference	23	420.96
24872PA0030005	Rating Area 3	No Preference	24	420.96
24872PA0030005	Rating Area 3	No Preference	25	422.64
24872PA0030005	Rating Area 3	No Preference	26	431.06
24872PA0030005	Rating Area 3	No Preference	27	441.17
24872PA0030005	Rating Area 3	No Preference	28	457.58
24872PA0030005	Rating Area 3	No Preference	29	471.05
24872PA0030005	Rating Area 3	No Preference	30	477.79
24872PA0030005	Rating Area 3	No Preference	31	487.89
24872PA0030005	Rating Area 3	No Preference	32	498.00
24872PA0030005	Rating Area 3	No Preference	33	504.31
24872PA0030005	Rating Area 3	No Preference	34	511.05
24872PA0030005	Rating Area 3	No Preference	35	514.41
24872PA0030005	Rating Area 3	No Preference	36	517.78
24872PA0030005	Rating Area 3	No Preference	37	521.15
24872PA0030005	Rating Area 3	No Preference	38	524.52
24872PA0030005	Rating Area 3	No Preference	39	531.25
24872PA0030005	Rating Area 3	No Preference	40	537.99
24872PA0030005	Rating Area 3	No Preference	41	548.09
24872PA0030005	Rating Area 3	No Preference	42	557.77
24872PA0030005	Rating Area 3	No Preference	43	571.24
24872PA0030005	Rating Area 3	No Preference	44	588.08
24872PA0030005	Rating Area 3	No Preference	45	607.87
24872PA0030005	Rating Area 3	No Preference	46	631.44
24872PA0030005	Rating Area 3	No Preference	47	657.96
24872PA0030005	Rating Area 3	No Preference	48	688.27
24872PA0030005	Rating Area 3	No Preference	49	718.16
24872PA0030005	Rating Area 3	No Preference	50	751.83
24872PA0030005	Rating Area 3	No Preference	51	785.09
24872PA0030005	Rating Area 3	No Preference	52	821.71
24872PA0030005	Rating Area 3	No Preference	53	858.76
24872PA0030005	Rating Area 3	No Preference	54	898.75
24872PA0030005	Rating Area 3	No Preference	55	938.74
24872PA0030005	Rating Area 3	No Preference	56	982.10
24872PA0030005	Rating Area 3	No Preference	57	1025.88
24872PA0030005	Rating Area 3	No Preference	58	1072.61
24872PA0030005	Rating Area 3	No Preference	59	1095.76
24872PA0030005	Rating Area 3	No Preference	60	1142.49
24872PA0030005	Rating Area 3	No Preference	61	1182.90
24872PA0030005	Rating Area 3	No Preference	62	1209.42
24872PA0030005	Rating Area 3	No Preference	63	1242.67
24872PA0030005	Rating Area 3	No Preference	64 and over	1262.88
24872PA0030005	Rating Area 6	No Preference	0-14	314.29
24872PA0030005	Rating Area 6	No Preference	15	342.23
24872PA0030005	Rating Area 6	No Preference	16	352.91
24872PA0030005	Rating Area 6	No Preference	17	363.59
24872PA0030005	Rating Area 6	No Preference	18	375.10
24872PA0030005	Rating Area 6	No Preference	19	386.60
24872PA0030005	Rating Area 6	No Preference	20	398.51
24872PA0030005	Rating Area 6	No Preference	21	410.84
24872PA0030005	Rating Area 6	No Preference	22	410.84
24872PA0030005	Rating Area 6	No Preference	23	410.84
24872PA0030005	Rating Area 6	No Preference	24	410.84
24872PA0030005	Rating Area 6	No Preference	25	412.48
24872PA0030005	Rating Area 6	No Preference	26	420.70
24872PA0030005	Rating Area 6	No Preference	27	430.56
24872PA0030005	Rating Area 6	No Preference	28	446.58
24872PA0030005	Rating Area 6	No Preference	29	459.73
24872PA0030005	Rating Area 6	No Preference	30	466.30
24872PA0030005	Rating Area 6	No Preference	31	476.16
24872PA0030005	Rating Area 6	No Preference	32	486.02
24872PA0030005	Rating Area 6	No Preference	33	492.19
24872PA0030005	Rating Area 6	No Preference	34	498.76
24872PA0030005	Rating Area 6	No Preference	35	502.05
24872PA0030005	Rating Area 6	No Preference	36	505.33
24872PA0030005	Rating Area 6	No Preference	37	508.62
24872PA0030005	Rating Area 6	No Preference	38	511.91
24872PA0030005	Rating Area 6	No Preference	39	518.48
24872PA0030005	Rating Area 6	No Preference	40	525.05
24872PA0030005	Rating Area 6	No Preference	41	534.91
24872PA0030005	Rating Area 6	No Preference	42	544.36
24872PA0030005	Rating Area 6	No Preference	43	557.51
24872PA0030005	Rating Area 6	No Preference	44	573.94
24872PA0030005	Rating Area 6	No Preference	45	593.25
24872PA0030005	Rating Area 6	No Preference	46	616.26
24872PA0030005	Rating Area 6	No Preference	47	642.14
24872PA0030005	Rating Area 6	No Preference	48	671.72
24872PA0030005	Rating Area 6	No Preference	49	700.89
24872PA0030005	Rating Area 6	No Preference	50	733.76
24872PA0030005	Rating Area 6	No Preference	51	766.22
24872PA0030005	Rating Area 6	No Preference	52	801.96
24872PA0030005	Rating Area 6	No Preference	53	838.11
24872PA0030005	Rating Area 6	No Preference	54	877.14
24872PA0030005	Rating Area 6	No Preference	55	916.17
24872PA0030005	Rating Area 6	No Preference	56	958.49
24872PA0030005	Rating Area 6	No Preference	57	1001.22
24872PA0030005	Rating Area 6	No Preference	58	1046.82

24872PA0030005	Rating Area 6	No Preference	59	1069.42
24872PA0030005	Rating Area 6	No Preference	60	1115.02
24872PA0030005	Rating Area 6	No Preference	61	1154.46
24872PA0030005	Rating Area 6	No Preference	62	1180.34
24872PA0030005	Rating Area 6	No Preference	63	1212.80
24872PA0030005	Rating Area 6	No Preference	64 and over	1232.52
24872PA0030005	Rating Area 7	No Preference	0-14	325.08
24872PA0030005	Rating Area 7	No Preference	15	353.98
24872PA0030005	Rating Area 7	No Preference	16	365.02
24872PA0030005	Rating Area 7	No Preference	17	376.07
24872PA0030005	Rating Area 7	No Preference	18	387.97
24872PA0030005	Rating Area 7	No Preference	19	399.87
24872PA0030005	Rating Area 7	No Preference	20	412.19
24872PA0030005	Rating Area 7	No Preference	21	424.94
24872PA0030005	Rating Area 7	No Preference	22	424.94
24872PA0030005	Rating Area 7	No Preference	23	424.94
24872PA0030005	Rating Area 7	No Preference	24	424.94
24872PA0030005	Rating Area 7	No Preference	25	426.64
24872PA0030005	Rating Area 7	No Preference	26	435.14
24872PA0030005	Rating Area 7	No Preference	27	445.34
24872PA0030005	Rating Area 7	No Preference	28	461.91
24872PA0030005	Rating Area 7	No Preference	29	475.51
24872PA0030005	Rating Area 7	No Preference	30	482.31
24872PA0030005	Rating Area 7	No Preference	31	492.51
24872PA0030005	Rating Area 7	No Preference	32	502.70
24872PA0030005	Rating Area 7	No Preference	33	509.08
24872PA0030005	Rating Area 7	No Preference	34	515.88
24872PA0030005	Rating Area 7	No Preference	35	519.28
24872PA0030005	Rating Area 7	No Preference	36	522.68
24872PA0030005	Rating Area 7	No Preference	37	526.08
24872PA0030005	Rating Area 7	No Preference	38	529.48
24872PA0030005	Rating Area 7	No Preference	39	536.27
24872PA0030005	Rating Area 7	No Preference	40	543.07
24872PA0030005	Rating Area 7	No Preference	41	553.27
24872PA0030005	Rating Area 7	No Preference	42	563.05
24872PA0030005	Rating Area 7	No Preference	43	576.64
24872PA0030005	Rating Area 7	No Preference	44	593.64
24872PA0030005	Rating Area 7	No Preference	45	613.61
24872PA0030005	Rating Area 7	No Preference	46	637.41
24872PA0030005	Rating Area 7	No Preference	47	664.18
24872PA0030005	Rating Area 7	No Preference	48	694.78
24872PA0030005	Rating Area 7	No Preference	49	724.95
24872PA0030005	Rating Area 7	No Preference	50	758.94
24872PA0030005	Rating Area 7	No Preference	51	792.51
24872PA0030005	Rating Area 7	No Preference	52	829.48
24872PA0030005	Rating Area 7	No Preference	53	866.88
24872PA0030005	Rating Area 7	No Preference	54	907.25
24872PA0030005	Rating Area 7	No Preference	55	947.62
24872PA0030005	Rating Area 7	No Preference	56	991.39
24872PA0030005	Rating Area 7	No Preference	57	1035.58
24872PA0030005	Rating Area 7	No Preference	58	1082.75
24872PA0030005	Rating Area 7	No Preference	59	1106.12
24872PA0030005	Rating Area 7	No Preference	60	1153.29
24872PA0030005	Rating Area 7	No Preference	61	1194.08
24872PA0030005	Rating Area 7	No Preference	62	1220.85
24872PA0030005	Rating Area 7	No Preference	63	1254.42
24872PA0030005	Rating Area 7	No Preference	64 and over	1274.82
24872PA0030005	Rating Area 8	No Preference	0-14	305.30
24872PA0030005	Rating Area 8	No Preference	15	332.43
24872PA0030005	Rating Area 8	No Preference	16	342.81
24872PA0030005	Rating Area 8	No Preference	17	353.19
24872PA0030005	Rating Area 8	No Preference	18	364.36
24872PA0030005	Rating Area 8	No Preference	19	375.53
24872PA0030005	Rating Area 8	No Preference	20	387.11
24872PA0030005	Rating Area 8	No Preference	21	399.08
24872PA0030005	Rating Area 8	No Preference	22	399.08
24872PA0030005	Rating Area 8	No Preference	23	399.08
24872PA0030005	Rating Area 8	No Preference	24	399.08
24872PA0030005	Rating Area 8	No Preference	25	400.68
24872PA0030005	Rating Area 8	No Preference	26	408.66
24872PA0030005	Rating Area 8	No Preference	27	418.24
24872PA0030005	Rating Area 8	No Preference	28	433.80
24872PA0030005	Rating Area 8	No Preference	29	446.57
24872PA0030005	Rating Area 8	No Preference	30	452.96
24872PA0030005	Rating Area 8	No Preference	31	462.53
24872PA0030005	Rating Area 8	No Preference	32	472.11
24872PA0030005	Rating Area 8	No Preference	33	478.10
24872PA0030005	Rating Area 8	No Preference	34	484.48
24872PA0030005	Rating Area 8	No Preference	35	487.68
24872PA0030005	Rating Area 8	No Preference	36	490.87
24872PA0030005	Rating Area 8	No Preference	37	494.06
24872PA0030005	Rating Area 8	No Preference	38	497.25
24872PA0030005	Rating Area 8	No Preference	39	503.64
24872PA0030005	Rating Area 8	No Preference	40	510.02
24872PA0030005	Rating Area 8	No Preference	41	519.60
24872PA0030005	Rating Area 8	No Preference	42	528.78
24872PA0030005	Rating Area 8	No Preference	43	541.55
24872PA0030005	Rating Area 8	No Preference	44	557.51
24872PA0030005	Rating Area 8	No Preference	45	576.27
24872PA0030005	Rating Area 8	No Preference	46	598.62
24872PA0030005	Rating Area 8	No Preference	47	623.76
24872PA0030005	Rating Area 8	No Preference	48	652.50
24872PA0030005	Rating Area 8	No Preference	49	680.83
24872PA0030005	Rating Area 8	No Preference	50	712.76
24872PA0030005	Rating Area 8	No Preference	51	744.28
24872PA0030005	Rating Area 8	No Preference	52	779.00
24872PA0030005	Rating Area 8	No Preference	53	814.12
24872PA0030005	Rating Area 8	No Preference	54	852.04
24872PA0030005	Rating Area 8	No Preference	55	889.95
24872PA0030005	Rating Area 8	No Preference	56	931.05
24872PA0030005	Rating Area 8	No Preference	57	972.56
24872PA0030005	Rating Area 8	No Preference	58	1016.86
24872PA0030005	Rating Area 8	No Preference	59	1038.81
24872PA0030005	Rating Area 8	No Preference	60	1083.10
24872PA0030005	Rating Area 8	No Preference	61	1121.41
24872PA0030005	Rating Area 8	No Preference	62	1146.56
24872PA0030005	Rating Area 8	No Preference	63	1178.08
24872PA0030005	Rating Area 8	No Preference	64 and over	1197.24
24872PA0030005	Rating Area 9	No Preference	0-14	319.02
24872PA0030005	Rating Area 9	No Preference	15	347.38

24872PA0030005	Rating Area 9	No Preference	16	358.22
24872PA0030005	Rating Area 9	No Preference	17	369.06
24872PA0030005	Rating Area 9	No Preference	18	380.74
24872PA0030005	Rating Area 9	No Preference	19	392.42
24872PA0030005	Rating Area 9	No Preference	20	404.51
24872PA0030005	Rating Area 9	No Preference	21	417.02
24872PA0030005	Rating Area 9	No Preference	22	417.02
24872PA0030005	Rating Area 9	No Preference	23	417.02
24872PA0030005	Rating Area 9	No Preference	24	417.02
24872PA0030005	Rating Area 9	No Preference	25	418.69
24872PA0030005	Rating Area 9	No Preference	26	427.03
24872PA0030005	Rating Area 9	No Preference	27	437.04
24872PA0030005	Rating Area 9	No Preference	28	453.30
24872PA0030005	Rating Area 9	No Preference	29	466.65
24872PA0030005	Rating Area 9	No Preference	30	473.32
24872PA0030005	Rating Area 9	No Preference	31	483.33
24872PA0030005	Rating Area 9	No Preference	32	493.33
24872PA0030005	Rating Area 9	No Preference	33	499.59
24872PA0030005	Rating Area 9	No Preference	34	506.26
24872PA0030005	Rating Area 9	No Preference	35	509.60
24872PA0030005	Rating Area 9	No Preference	36	512.93
24872PA0030005	Rating Area 9	No Preference	37	516.27
24872PA0030005	Rating Area 9	No Preference	38	519.61
24872PA0030005	Rating Area 9	No Preference	39	526.28
24872PA0030005	Rating Area 9	No Preference	40	532.95
24872PA0030005	Rating Area 9	No Preference	41	542.96
24872PA0030005	Rating Area 9	No Preference	42	552.55
24872PA0030005	Rating Area 9	No Preference	43	565.90
24872PA0030005	Rating Area 9	No Preference	44	582.58
24872PA0030005	Rating Area 9	No Preference	45	602.18
24872PA0030005	Rating Area 9	No Preference	46	625.53
24872PA0030005	Rating Area 9	No Preference	47	651.80
24872PA0030005	Rating Area 9	No Preference	48	681.83
24872PA0030005	Rating Area 9	No Preference	49	711.44
24872PA0030005	Rating Area 9	No Preference	50	744.80
24872PA0030005	Rating Area 9	No Preference	51	777.74
24872PA0030005	Rating Area 9	No Preference	52	814.02
24872PA0030005	Rating Area 9	No Preference	53	850.72
24872PA0030005	Rating Area 9	No Preference	54	890.34
24872PA0030005	Rating Area 9	No Preference	55	929.95
24872PA0030005	Rating Area 9	No Preference	56	972.91
24872PA0030005	Rating Area 9	No Preference	57	1016.28
24872PA0030005	Rating Area 9	No Preference	58	1062.57
24872PA0030005	Rating Area 9	No Preference	59	1085.50
24872PA0030005	Rating Area 9	No Preference	60	1131.79
24872PA0030005	Rating Area 9	No Preference	61	1171.83
24872PA0030005	Rating Area 9	No Preference	62	1198.10
24872PA0030005	Rating Area 9	No Preference	63	1231.04
24872PA0030005	Rating Area 9	No Preference	64 and over	1251.06
24872PA0030009	Rating Area 3	No Preference	0-14	314.94
24872PA0030009	Rating Area 3	No Preference	15	342.93
24872PA0030009	Rating Area 3	No Preference	16	353.63
24872PA0030009	Rating Area 3	No Preference	17	364.34
24872PA0030009	Rating Area 3	No Preference	18	375.86
24872PA0030009	Rating Area 3	No Preference	19	387.39
24872PA0030009	Rating Area 3	No Preference	20	399.33
24872PA0030009	Rating Area 3	No Preference	21	411.68
24872PA0030009	Rating Area 3	No Preference	22	411.68
24872PA0030009	Rating Area 3	No Preference	23	411.68
24872PA0030009	Rating Area 3	No Preference	24	411.68
24872PA0030009	Rating Area 3	No Preference	25	413.33
24872PA0030009	Rating Area 3	No Preference	26	421.56
24872PA0030009	Rating Area 3	No Preference	27	431.44
24872PA0030009	Rating Area 3	No Preference	28	447.50
24872PA0030009	Rating Area 3	No Preference	29	460.67
24872PA0030009	Rating Area 3	No Preference	30	467.26
24872PA0030009	Rating Area 3	No Preference	31	477.14
24872PA0030009	Rating Area 3	No Preference	32	487.02
24872PA0030009	Rating Area 3	No Preference	33	493.19
24872PA0030009	Rating Area 3	No Preference	34	499.78
24872PA0030009	Rating Area 3	No Preference	35	503.07
24872PA0030009	Rating Area 3	No Preference	36	506.37
24872PA0030009	Rating Area 3	No Preference	37	509.66
24872PA0030009	Rating Area 3	No Preference	38	512.95
24872PA0030009	Rating Area 3	No Preference	39	519.54
24872PA0030009	Rating Area 3	No Preference	40	526.13
24872PA0030009	Rating Area 3	No Preference	41	536.01
24872PA0030009	Rating Area 3	No Preference	42	545.48
24872PA0030009	Rating Area 3	No Preference	43	558.65
24872PA0030009	Rating Area 3	No Preference	44	575.12
24872PA0030009	Rating Area 3	No Preference	45	594.47
24872PA0030009	Rating Area 3	No Preference	46	617.52
24872PA0030009	Rating Area 3	No Preference	47	643.46
24872PA0030009	Rating Area 3	No Preference	48	673.10
24872PA0030009	Rating Area 3	No Preference	49	702.33
24872PA0030009	Rating Area 3	No Preference	50	735.26
24872PA0030009	Rating Area 3	No Preference	51	767.78
24872PA0030009	Rating Area 3	No Preference	52	803.60
24872PA0030009	Rating Area 3	No Preference	53	839.83
24872PA0030009	Rating Area 3	No Preference	54	878.94
24872PA0030009	Rating Area 3	No Preference	55	918.05
24872PA0030009	Rating Area 3	No Preference	56	960.45
24872PA0030009	Rating Area 3	No Preference	57	1003.26
24872PA0030009	Rating Area 3	No Preference	58	1048.96
24872PA0030009	Rating Area 3	No Preference	59	1071.60
24872PA0030009	Rating Area 3	No Preference	60	1117.30
24872PA0030009	Rating Area 3	No Preference	61	1156.82
24872PA0030009	Rating Area 3	No Preference	62	1182.76
24872PA0030009	Rating Area 3	No Preference	63	1215.28
24872PA0030009	Rating Area 3	No Preference	64 and over	1235.04
24872PA0030009	Rating Area 6	No Preference	0-14	307.37
24872PA0030009	Rating Area 6	No Preference	15	334.69
24872PA0030009	Rating Area 6	No Preference	16	345.14
24872PA0030009	Rating Area 6	No Preference	17	355.58
24872PA0030009	Rating Area 6	No Preference	18	366.83
24872PA0030009	Rating Area 6	No Preference	19	378.08
24872PA0030009	Rating Area 6	No Preference	20	389.74
24872PA0030009	Rating Area 6	No Preference	21	401.79
24872PA0030009	Rating Area 6	No Preference	22	401.79
24872PA0030009	Rating Area 6	No Preference	23	401.79

24872PA0030009	Rating Area 6	No Preference	24	401.79
24872PA0030009	Rating Area 6	No Preference	25	403.40
24872PA0030009	Rating Area 6	No Preference	26	411.43
24872PA0030009	Rating Area 6	No Preference	27	421.08
24872PA0030009	Rating Area 6	No Preference	28	436.75
24872PA0030009	Rating Area 6	No Preference	29	449.60
24872PA0030009	Rating Area 6	No Preference	30	456.03
24872PA0030009	Rating Area 6	No Preference	31	465.67
24872PA0030009	Rating Area 6	No Preference	32	475.32
24872PA0030009	Rating Area 6	No Preference	33	481.34
24872PA0030009	Rating Area 6	No Preference	34	487.77
24872PA0030009	Rating Area 6	No Preference	35	490.99
24872PA0030009	Rating Area 6	No Preference	36	494.20
24872PA0030009	Rating Area 6	No Preference	37	497.42
24872PA0030009	Rating Area 6	No Preference	38	500.63
24872PA0030009	Rating Area 6	No Preference	39	507.06
24872PA0030009	Rating Area 6	No Preference	40	513.49
24872PA0030009	Rating Area 6	No Preference	41	523.13
24872PA0030009	Rating Area 6	No Preference	42	532.37
24872PA0030009	Rating Area 6	No Preference	43	545.23
24872PA0030009	Rating Area 6	No Preference	44	561.30
24872PA0030009	Rating Area 6	No Preference	45	580.18
24872PA0030009	Rating Area 6	No Preference	46	602.69
24872PA0030009	Rating Area 6	No Preference	47	628.00
24872PA0030009	Rating Area 6	No Preference	48	656.93
24872PA0030009	Rating Area 6	No Preference	49	685.45
24872PA0030009	Rating Area 6	No Preference	50	717.60
24872PA0030009	Rating Area 6	No Preference	51	749.34
24872PA0030009	Rating Area 6	No Preference	52	784.29
24872PA0030009	Rating Area 6	No Preference	53	819.65
24872PA0030009	Rating Area 6	No Preference	54	857.82
24872PA0030009	Rating Area 6	No Preference	55	895.99
24872PA0030009	Rating Area 6	No Preference	56	937.38
24872PA0030009	Rating Area 6	No Preference	57	979.16
24872PA0030009	Rating Area 6	No Preference	58	1023.76
24872PA0030009	Rating Area 6	No Preference	59	1045.86
24872PA0030009	Rating Area 6	No Preference	60	1090.46
24872PA0030009	Rating Area 6	No Preference	61	1129.03
24872PA0030009	Rating Area 6	No Preference	62	1154.34
24872PA0030009	Rating Area 6	No Preference	63	1186.08
24872PA0030009	Rating Area 6	No Preference	64 and over	1205.37
24872PA0030009	Rating Area 7	No Preference	0-14	317.92
24872PA0030009	Rating Area 7	No Preference	15	346.18
24872PA0030009	Rating Area 7	No Preference	16	356.98
24872PA0030009	Rating Area 7	No Preference	17	367.79
24872PA0030009	Rating Area 7	No Preference	18	379.42
24872PA0030009	Rating Area 7	No Preference	19	391.06
24872PA0030009	Rating Area 7	No Preference	20	403.11
24872PA0030009	Rating Area 7	No Preference	21	415.58
24872PA0030009	Rating Area 7	No Preference	22	415.58
24872PA0030009	Rating Area 7	No Preference	23	415.58
24872PA0030009	Rating Area 7	No Preference	24	415.58
24872PA0030009	Rating Area 7	No Preference	25	417.24
24872PA0030009	Rating Area 7	No Preference	26	425.55
24872PA0030009	Rating Area 7	No Preference	27	435.53
24872PA0030009	Rating Area 7	No Preference	28	451.74
24872PA0030009	Rating Area 7	No Preference	29	465.03
24872PA0030009	Rating Area 7	No Preference	30	471.68
24872PA0030009	Rating Area 7	No Preference	31	481.66
24872PA0030009	Rating Area 7	No Preference	32	491.63
24872PA0030009	Rating Area 7	No Preference	33	497.86
24872PA0030009	Rating Area 7	No Preference	34	504.51
24872PA0030009	Rating Area 7	No Preference	35	507.84
24872PA0030009	Rating Area 7	No Preference	36	511.16
24872PA0030009	Rating Area 7	No Preference	37	514.49
24872PA0030009	Rating Area 7	No Preference	38	517.81
24872PA0030009	Rating Area 7	No Preference	39	524.46
24872PA0030009	Rating Area 7	No Preference	40	531.11
24872PA0030009	Rating Area 7	No Preference	41	541.09
24872PA0030009	Rating Area 7	No Preference	42	550.64
24872PA0030009	Rating Area 7	No Preference	43	563.94
24872PA0030009	Rating Area 7	No Preference	44	580.57
24872PA0030009	Rating Area 7	No Preference	45	600.10
24872PA0030009	Rating Area 7	No Preference	46	623.37
24872PA0030009	Rating Area 7	No Preference	47	649.55
24872PA0030009	Rating Area 7	No Preference	48	679.47
24872PA0030009	Rating Area 7	No Preference	49	708.98
24872PA0030009	Rating Area 7	No Preference	50	742.23
24872PA0030009	Rating Area 7	No Preference	51	775.06
24872PA0030009	Rating Area 7	No Preference	52	811.21
24872PA0030009	Rating Area 7	No Preference	53	847.78
24872PA0030009	Rating Area 7	No Preference	54	887.26
24872PA0030009	Rating Area 7	No Preference	55	926.74
24872PA0030009	Rating Area 7	No Preference	56	969.55
24872PA0030009	Rating Area 7	No Preference	57	1012.77
24872PA0030009	Rating Area 7	No Preference	58	1058.90
24872PA0030009	Rating Area 7	No Preference	59	1081.75
24872PA0030009	Rating Area 7	No Preference	60	1127.88
24872PA0030009	Rating Area 7	No Preference	61	1167.78
24872PA0030009	Rating Area 7	No Preference	62	1193.96
24872PA0030009	Rating Area 7	No Preference	63	1226.79
24872PA0030009	Rating Area 7	No Preference	64 and over	1246.74
24872PA0030009	Rating Area 8	No Preference	0-14	298.57
24872PA0030009	Rating Area 8	No Preference	15	325.11
24872PA0030009	Rating Area 8	No Preference	16	335.26
24872PA0030009	Rating Area 8	No Preference	17	345.41
24872PA0030009	Rating Area 8	No Preference	18	356.33
24872PA0030009	Rating Area 8	No Preference	19	367.26
24872PA0030009	Rating Area 8	No Preference	20	378.58
24872PA0030009	Rating Area 8	No Preference	21	390.29
24872PA0030009	Rating Area 8	No Preference	22	390.29
24872PA0030009	Rating Area 8	No Preference	23	390.29
24872PA0030009	Rating Area 8	No Preference	24	390.29
24872PA0030009	Rating Area 8	No Preference	25	391.85
24872PA0030009	Rating Area 8	No Preference	26	399.66
24872PA0030009	Rating Area 8	No Preference	27	409.02
24872PA0030009	Rating Area 8	No Preference	28	424.25
24872PA0030009	Rating Area 8	No Preference	29	436.73
24872PA0030009	Rating Area 8	No Preference	30	442.98
24872PA0030009	Rating Area 8	No Preference	31	452.35

24872PA0030009	Rating Area 8	No Preference	32	461.71
24872PA0030009	Rating Area 8	No Preference	33	467.57
24872PA0030009	Rating Area 8	No Preference	34	473.81
24872PA0030009	Rating Area 8	No Preference	35	476.93
24872PA0030009	Rating Area 8	No Preference	36	480.06
24872PA0030009	Rating Area 8	No Preference	37	483.18
24872PA0030009	Rating Area 8	No Preference	38	486.30
24872PA0030009	Rating Area 8	No Preference	39	492.55
24872PA0030009	Rating Area 8	No Preference	40	498.79
24872PA0030009	Rating Area 8	No Preference	41	508.16
24872PA0030009	Rating Area 8	No Preference	42	517.13
24872PA0030009	Rating Area 8	No Preference	43	529.62
24872PA0030009	Rating Area 8	No Preference	44	545.24
24872PA0030009	Rating Area 8	No Preference	45	563.58
24872PA0030009	Rating Area 8	No Preference	46	585.44
24872PA0030009	Rating Area 8	No Preference	47	610.02
24872PA0030009	Rating Area 8	No Preference	48	638.12
24872PA0030009	Rating Area 8	No Preference	49	665.83
24872PA0030009	Rating Area 8	No Preference	50	697.06
24872PA0030009	Rating Area 8	No Preference	51	727.89
24872PA0030009	Rating Area 8	No Preference	52	761.85
24872PA0030009	Rating Area 8	No Preference	53	796.19
24872PA0030009	Rating Area 8	No Preference	54	833.27
24872PA0030009	Rating Area 8	No Preference	55	870.35
24872PA0030009	Rating Area 8	No Preference	56	910.55
24872PA0030009	Rating Area 8	No Preference	57	951.14
24872PA0030009	Rating Area 8	No Preference	58	994.46
24872PA0030009	Rating Area 8	No Preference	59	1015.92
24872PA0030009	Rating Area 8	No Preference	60	1059.25
24872PA0030009	Rating Area 8	No Preference	61	1096.71
24872PA0030009	Rating Area 8	No Preference	62	1121.30
24872PA0030009	Rating Area 8	No Preference	63	1152.14
24872PA0030009	Rating Area 8	No Preference	64 and over	1170.87
24872PA0030009	Rating Area 9	No Preference	0-14	312.00
24872PA0030009	Rating Area 9	No Preference	15	339.73
24872PA0030009	Rating Area 9	No Preference	16	350.33
24872PA0030009	Rating Area 9	No Preference	17	360.94
24872PA0030009	Rating Area 9	No Preference	18	372.36
24872PA0030009	Rating Area 9	No Preference	19	383.78
24872PA0030009	Rating Area 9	No Preference	20	395.60
24872PA0030009	Rating Area 9	No Preference	21	407.84
24872PA0030009	Rating Area 9	No Preference	22	407.84
24872PA0030009	Rating Area 9	No Preference	23	407.84
24872PA0030009	Rating Area 9	No Preference	24	407.84
24872PA0030009	Rating Area 9	No Preference	25	409.47
24872PA0030009	Rating Area 9	No Preference	26	417.63
24872PA0030009	Rating Area 9	No Preference	27	427.42
24872PA0030009	Rating Area 9	No Preference	28	443.32
24872PA0030009	Rating Area 9	No Preference	29	456.37
24872PA0030009	Rating Area 9	No Preference	30	462.90
24872PA0030009	Rating Area 9	No Preference	31	472.69
24872PA0030009	Rating Area 9	No Preference	32	482.47
24872PA0030009	Rating Area 9	No Preference	33	488.59
24872PA0030009	Rating Area 9	No Preference	34	495.12
24872PA0030009	Rating Area 9	No Preference	35	498.38
24872PA0030009	Rating Area 9	No Preference	36	501.64
24872PA0030009	Rating Area 9	No Preference	37	504.91
24872PA0030009	Rating Area 9	No Preference	38	508.17
24872PA0030009	Rating Area 9	No Preference	39	514.69
24872PA0030009	Rating Area 9	No Preference	40	521.22
24872PA0030009	Rating Area 9	No Preference	41	531.01
24872PA0030009	Rating Area 9	No Preference	42	540.39
24872PA0030009	Rating Area 9	No Preference	43	553.44
24872PA0030009	Rating Area 9	No Preference	44	569.75
24872PA0030009	Rating Area 9	No Preference	45	588.92
24872PA0030009	Rating Area 9	No Preference	46	611.76
24872PA0030009	Rating Area 9	No Preference	47	637.45
24872PA0030009	Rating Area 9	No Preference	48	666.82
24872PA0030009	Rating Area 9	No Preference	49	695.78
24872PA0030009	Rating Area 9	No Preference	50	728.40
24872PA0030009	Rating Area 9	No Preference	51	760.62
24872PA0030009	Rating Area 9	No Preference	52	796.10
24872PA0030009	Rating Area 9	No Preference	53	831.99
24872PA0030009	Rating Area 9	No Preference	54	870.74
24872PA0030009	Rating Area 9	No Preference	55	909.48
24872PA0030009	Rating Area 9	No Preference	56	951.49
24872PA0030009	Rating Area 9	No Preference	57	993.91
24872PA0030009	Rating Area 9	No Preference	58	1039.18
24872PA0030009	Rating Area 9	No Preference	59	1061.61
24872PA0030009	Rating Area 9	No Preference	60	1106.88
24872PA0030009	Rating Area 9	No Preference	61	1146.03
24872PA0030009	Rating Area 9	No Preference	62	1171.72
24872PA0030009	Rating Area 9	No Preference	63	1203.94
24872PA0030009	Rating Area 9	No Preference	64 and over	1223.52

Our trend setting process is outlined by the following narrative and exhibits. In general, recent/emerging claims experience is reviewed at the market level for several broad medical expense categories (inpatient, professional, pharmacy, etc.), with utilization, unit cost, benefit leveraging, and business mix identified for each category. Depending on the amount of underlying experience, additional markets may be added together to limit the variability of small blocks of experience. Historical patterns will produce highly variable results with limited credibility. National utilization/mix assumptions along with local contract assessment will be used to produce a more stable and reliable trend estimate.

Unit cost projections are developed based on evaluations of current and anticipated provider contract economics, as well as consideration to both current and expected changes in non-contracted provider cost exposure. **Schedule A1** summarizes our PA and non-PA market contract assessment by service category for PA residents. Regional provider assignments are an internal process only and do not correspond to allowable rating areas.

In determining our projected utilization/mix assumption, we first examine our national historical experience for medical and pharmacy. In order to eliminate business mix issues, our national experience is limited to accounts that exist in both the prior and current period of experience. We call this a "Same Store" assessment. **Schedule B1** compares "Same Store" allowed claim cost between the most complete years. The change in allowed cost is adjusted for demographics, working day differences, COVID abatement, and other minor changes. **Schedule F** compares our normal expected paid trends against the actual experience from 2020. The difference between our actual and estimated 2020 paid trend is our national COVID adjustment factor. Our estimated national unit cost (**Schedule A2**) is subtracted from this total to determine a national historic utilization/mix trend. In order to develop our forward looking utilization/mix component, we must now assess the expected changes that will occur from administrative initiatives, provider contracting, economic conditions, environmental impact, policy provisions, regulatory change, and technological advancements. (**Schedule B2**) Given the complexity of some of these estimates, many of the expected changes are applied uniformly across all service categories. The aggregate utilization mix change is determined and then applied at the service level to create our service level splits. (**Schedule B3**) Given the variation in service level trends, aggregate medical and pharmacy projected trends are developed and service level splits are based on proportional historical experience.

Our final step is to determine a trend estimate for benefit leveraging. Since our analysis is based on allowed cost differences, we must also include a component for which recognizes the benefit leveraging impact from fixed deductibles, copays, and stop loss limits. **Schedule D** includes a process that simulates a net trend calculation assuming the impact of various cost sharing components at the service level.

In general, we're seeing our contract costs or unit cost percentage increase slightly due to financial requirements by various facilities. Since we fix our pharmacy unit cost pricing at 4.7%, a majority of the new pricing schedules both for existing and new drugs flow through into our mix of service category. Pharmacy trends have been high and are expected to stay that way.



Healthcare Economics

PENNSYLVANIA SMALL GROUP PRICING TREND DEVELOPMENT
MAY 2023 RATE FILING SUPPORT

PENNSYLVANIA SMALL GROUP PRICING TREND BY COMPONENT									
Component Summary	Notes:	Inpatient	Outpatient	Professional	Other	Capitation	Total Medical	Retail Pharmacy	Weighted Aggregate
Utilization / Service Mix	[1] . [2]	3.1%	5.8%	4.8%	2.2%	0.0%	4.3%	5.0%	4.5%
Unit Cost	[3]	4.1%	4.2%	1.4%	1.9%	9.9%	3.5%	4.7%	3.7%
Demographic Change	[5]	0.0%	0.0%	0.0%	0.0%	0.0%	0.0%	0.0%	0.0%
Benefit Leveraging	[4]	0.1%	1.5%	1.2%	0.5%	0.0%	0.9%	0.8%	0.9%
Margin		0.0%	0.0%	0.0%	0.0%	0.0%	0.0%	0.0%	0.0%
Total Proposed Pricing Trend	[6]	7.4%	11.9%	7.6%	4.7%	9.9%	8.9%	10.8%	9.3%
Service Weight - Pennsylvania		22.0%	28.3%	19.0%	6.9%	2.5%	78.7%	21.3%	100.0%

Notes:

- [1] Represents core utilization only, exclusive of demographic change impacts; includes expected impact of changes in business day content.
- [2] Represents expected changes in intensity of services provided.
- [3] Represents core unit pricing increases, exclusive of service mix / intensity of services impact;
- [4] Impact of member cost-share leveraging on net claims cost trend.
- [5] Represents trend impact of age and gender changes; No provision included for Small Group business (age/gender community rating variable).
- [6] Pricing models do not distinguish between Primary and Specialty medical care; same trends shown for both.

UNITED HEALTHCARE
HEALTHCARE ECONOMICS
PENNSYLVANIA SMALL GROUP RATE FILING

SCHEDULE A1 – UNIT COST DEVELOPMENT - PENNSYLVANIA

INPATIENT			Region	Service	
Facility	Contract % Chg	Weight	Weight	Weight	<= Pennsylvania service weights(Schedule E)
Region A	4.9%	28.7%			
Region B	6.9%	1.8%			
Region C	3.1%	38.1%			
Region D	4.7%	26.2%			
Region E	2.1%	2.0%			
Region F	4.1%	3.3%			
Total	4.1%	100%	22.0%		<= Summary Exhibit - Inpatient Unit Cost
OUTPATIENT			Region	Service	
Facility	Contract % Chg	Weight	Weight	Weight	<= Pennsylvania service weights(Schedule E)
Region A	3.9%	28.8%			
Region B	5.2%	3.7%			
Region C	3.2%	29.2%			
Region D	5.5%	30.0%			
Region E	2.0%	3.5%			
Region F	3.8%	4.8%			
Total	4.2%	100%	28.3%		<= Summary Exhibit - Outpatient Unit Cost
PROFESSIONAL			Region	Service	
Provider	Contract % Chg	Weight	Weight	Weight	
Region A	2.0%	20.8%			
Region B	1.3%	2.3%			
Region C	0.6%	44.8%			
Region D	2.4%	27.5%			
Region E	0.8%	2.0%			
Region F	0.9%	2.6%			
Total	1.4%	100%	19.0%		<= Summary Exhibit - Professional Unit Cost
OTHER/ANCILLARY			Region	Service	
Provider	Contract % Chg	Weight	Weight	Weight	
Region A	1.9%	16.7%			
Region B	1.9%	1.7%			
Region C	1.2%	44.8%			
Region D	2.2%	28.7%			
Region E	3.0%	3.7%			
Region F	1.0%	4.4%			
Total	1.7%	100%	6.9%		<= Summary Exhibit - Other Unit Cost
CAPITATION			Weight	Service	
Contracts	Contract % Chg	Weight	Weight	Weight	
Group A	9.9%	100%	2.5%		
PHARMACY			Weight	Service	
Total	4.7%		21.3%		<= Summary Exhibit - Pharmacy Unit Cost <= "Unit Cost estimates are Fixed"
ALL SERVICES			Weight	Service	
Total	3.7%		100.0%		<= Summary Exhibit - All Services Unit Cost
MEDICAL WO PHARMACY			Weight	Service	
Total	3.5%		78.7%		<= Summary Exhibit - Total Medical

Regional information includes all in-state and out-of-state facilities and providers with contract changes weighted by claim dollars.
The contract % change represents all provider changes both in-state and out-of-state over the projection period.
Regional provider assignments are an internal process only and do not correspond to allowable rating areas.

**UNITED HEALTHCARE
HEALTHCARE ECONOMICS**

PENNSYLVANIA SMALL GROUP RATE FILING

SCHEDULE A2 -- 2022 UNIT COST DEVELOPMENT - NATIONAL NON-CAPITATED SERVICES

	National Unit Cost	National Weight	<== Weights - Schedule E - National Non-Capitated Services
Inpatient	3.6%	20.6%	
Outpatient	3.1%	27.6%	
Professional	1.3%	20.6%	
Other/Ancillary	1.3%	5.3%	
Pharmacy	4.7%	25.9%	
Total	<input type="text" value="3.1%"/>	100.0%	
Medical Only	<input type="text" value="2.6%"/>	74.1%	

Nationwide contract summaries by Service category for Non-Capitated Services only.

SCHEDULE B1 – UTILIZATION / SERVICE MIX COST DEVELOPMENT - NATIONAL HISTORIC

	Medical			Pharmacy		
	Year 1/2021 - 12/2021	Year 1/2022 - 12/2022	Annual Trend	Year 1/2021 - 12/2021	Year 1/2022 - 12/2022	Annual Trend
Baseline Medical Expense						
Member Months	33,523,605	33,426,608	-0.3%	33,523,605	33,426,608	-0.3%
Average Demo Factor	1.101	1.107	0.5%	1.101	1.107	0.5%
Allowed Claim Costs	14,038,284,746	14,287,803,389		4,079,474,966	4,560,741,232	
Allowed Claim Costs PMPM	\$ 418.76	\$ 427.44	2.1%	\$ 121.69	\$ 136.44	12.1%
Adjusted Baseline Medical Expense						
Allowed Claim Costs PMPM			2.1%			12.1%
Certificate of Coverage Changes	/	/	0.0%	/	/	0.0%
Impact of COVID on Utilization	/	/	-0.5%	/	/	0.0%
Demographic change	/	/	0.5%	/	/	0.5%
Impact of Work Day Changes	/	/	0.1%	/	/	0.1%
National Historic Unit Cost	/	/	<u>2.6%</u>	/	/	<u>4.7%</u>
National Historic Utilization/Mix Trend - 2022			-0.7%			6.4%

<== Combined Medical/Pharmacy Demo Factor

<== Represents national certificate of coverage changes on 2022 utilization.

<== Represents an adjustment for COVID abatement.(Schedule F)

<== Based on fixed age/sex table applied to the common experience base.

<== Represents the difference in work days between 2021 and 2022.

<==Nationwide Contract Averages(Schedule A2)

Baseline experience represents a national fixed exposure base which is in-force for both experience periods.
Baseline experience does not include any capitated expenses.

UNITED HEALTHCARE
HEALTHCARE ECONOMICS

PENNSYLVANIA SMALL GROUP RATE FILING

SCHEDULE B2 -- UTILIZATION COST DEVELOPMENT - NATIONAL PROJECTED

Projected Utilization Trend	Medical		Pharmacy		
	2021	2022	2021	2022	
Utilization Trend	-0.7%	4.1%	6.4%	4.6%	<== The starting 2022 Utilization Trend is taken from Schedule B1
	2022 - 2023 Run Rate Adj.	2023 - 2024 Run Rate Adj.	2022 - 2023 Run Rate Adj.	2024 - 2025 Run Rate Adj.	
Administrative Initiatives	0.17%	-0.05%	0.17%	-0.05%	<== Includes impact from any administrative or procedural changes
Contracting	0.82%	0.25%	0.82%	0.25%	<== Includes impact from changes in mix of providers and services provided
Economic	3.80%	0.00%	-3.20%	0.00%	<== Includes expected utilization changes due to changes in economic conditions
Environmental	-0.17%	0.37%	-0.17%	0.37%	<== Includes impact from flu, storms, etc..
Policy	0.00%	-0.10%	0.00%	-0.10%	<== Includes impact for any policy provision changes except for mandates
Regulatory	0.45%	-0.06%	0.45%	-0.06%	<== Includes impact from mandate changes
Technology	0.01%	-0.01%	0.57%	-0.03%	<== Includes impact from any new medical technologies including new drugs
Workdays	<u>-0.32%</u>	<u>0.47%</u>	<u>-0.32%</u>	<u>0.47%</u>	<== Includes impact from Work day differences between years
Subtotal	4.79%	0.88%	-1.73%	0.86%	<== The total run rate adjustment from year to year (This total is applied the to previous year utilization to project next year's utilization trend)
	2023	2024	2023	2024	
Projected Utilization Trend	4.1%	5.0%	4.6%	5.5%	<== Projected Utilization uses 2022 and adjusts for any anticipated changes in run rate
50/50 Blended Utilization/Service Mix Trend		4.6%		5.0%	<== Blending occurs to match the experience period with the projected date of rate change

Run Rate adjustments represent differences in trend changes from year to year.

PENNSYLVANIA SMALL GROUP RATE FILING

SCHEDULE B3 -- UTILIZATION COST DEVELOPMENT - NATIONAL SERVICE LEVEL SPLIT

	Medical									
	Year 1/2021 - 12/2021	Year 1/2022 - 12/2022	Annual Trend	COC Chgs on Util	Impact of COVID on Util	Demo	Impact of Working Days	2022 Unit Cost	2022 Utilization/ Mix Trend	
Baseline Medical Expense										
Allowed Claim Costs PMPM			(F)	(G)	(H)	(I)	(J)	(K)	(L)	
Inpatient	\$ 106.75	\$ 102.66	-3.8%	0.0%	-5.8%	0.5%	0.1%	3.6%	-2.1%	<==(F)/(G)/(H)/(I)/(J)/(K) = (L)
Outpatient	\$ 150.66	\$ 162.58	7.9%	0.0%	3.5%	0.5%	0.1%	3.1%	0.5%	
Professional	\$ 126.63	\$ 129.88	2.6%	0.0%	1.0%	0.5%	0.1%	1.3%	-0.4%	<== 2022 Unit Cost - Schedule A2
<u>Ancillary/Other</u>	<u>\$ 34.72</u>	<u>\$ 32.31</u>	<u>-6.9%</u>	<u>0.0%</u>	<u>-6.0%</u>	<u>0.5%</u>	<u>0.1%</u>	<u>1.3%</u>	<u>-2.9%</u>	
Medical	\$ 418.76	\$ 427.44	2.1%	0.0%	-0.5%	0.5%	0.1%	2.6%	-0.7%	<== Schedule B1
50/50 Blended Utilization/Service Mix Trend			4.6%							<== Schedule B2
Historic 2022 Utilization/Service Mix Trend			-0.7%							
Historic to Projected Blend Adjustment			5.2%							
Service Level	2022 Utilization/ Mix Trend	Historic to Projected Adjustment	Projected Utilization/ Service Mix							
Inpatient	-2.1%	5.2%	3.1%							
Outpatient	0.5%	5.2%	5.8%							
Professional	-0.4%	5.2%	4.8%							
<u>Ancillary/Other</u>	<u>-2.9%</u>	<u>5.2%</u>	<u>2.2%</u>							
Medical	-0.7%	5.2%	4.6%							
Capitation			0.0%							
Pharmacy			5.0%							<== Schedule B2

Baseline experience represents a national fixed exposure base which is in-force for both experience periods.
Baseline experience does not include any capitated expenses.

PENNSYLVANIA SMALL GROUP RATE FILING

SCHEDULE D -- BENEFIT LEVERAGING DEVELOPMENT - PENNSYLVANIA SMALL GROUP

A. Baseline Claims --- Year 1/2021 - 12/2021							
	Inpatient	Outpatient	Professional	Other	Capitation	Rx	
Allowed \$	\$28,461,352	\$43,749,620	\$31,036,626	\$9,846,484	\$0	\$30,435,597	<== Baseline Allowed claims for Pennsylvania Small Group
Deductible \$	\$425,886	\$5,436,122	\$4,352,416	\$920,799	\$0	\$750,299	
Copay \$	\$296,078	\$1,053,984	\$2,510,817	\$224,461	\$0	\$3,311,615	
Coins \$	<u>\$569,856</u>	<u>\$2,253,608</u>	<u>\$703,662</u>	<u>\$204,332</u>	<u>\$0</u>	<u>\$0</u>	
Net \$	\$27,169,532	\$35,005,907	\$23,469,732	\$8,496,892	\$0	\$26,373,683	
B. Estimated Trend CY 2022 --- Same Exposure Membership							
Core Util / Mix	3.1%	5.8%	4.8%	2.2%		5.0%	<-- Estimated Same Exposure Membership Util / Srve Mix Trend
Core Network Unit \$	4.1%	4.1%	1.4%	1.9%		4.7%	<-- Normalized Unit \$ Trend, Sched A1
Demographic Trend	0.0%	0.0%	0.0%	0.0%		0.0%	<-- Estimated Same Exposure Membership Demographic Trend, Sched C
Allowed Claims Trend	7.3%	10.2%	6.3%	4.2%		10.0%	
Copay Util Trend	3.1%	5.8%	4.8%	2.2%		5.0%	<-- Estimated Util Trend on Services w/ Copay
C. Simulated Net Trend CY 2022 With Common Membership @ Same Benefit Design							
Allowed \$	\$30,546,385	\$48,207,990	\$32,999,330	\$10,256,557	\$0	\$33,469,483	
Deductible \$	\$425,886	\$5,436,122	\$4,352,416	\$920,799	\$0	\$750,299	
Copay \$	\$305,163	\$1,115,319	\$2,632,376	\$229,431	\$0	\$3,478,246	
Coins \$	\$612,503	\$2,519,558	\$757,255	\$213,845	\$0	\$0	
Net \$	\$29,202,833	\$39,136,991	\$25,257,283	\$8,892,482	\$0	\$29,240,938	
Net Trend	7.5%	11.8%	7.6%	4.7%	0.0%	10.9%	
Implied Benefit Leveraging	0.10%	1.50%	1.20%	0.50%	0.00%	0.80%	<-- Net Trend v Allowed Trend, Common Membership @ Same Benefit Design
Projected Leverage Change	0.00%	0.00%	0.00%	0.00%	0.00%	0.00%	<-- Includes any anticipated changes including ACA requirements (Higher pharmacy trend through high cost drugs requires leverage reduction)
Projected Benefit Leveraging	<u>0.1%</u>	<u>1.5%</u>	<u>1.2%</u>	<u>0.5%</u>	<u>0.0%</u>	<u>0.8%</u>	<-- Final Projected Benefit Leveraging by Service Category

Using the Cost sharing component percentage from a completed experience period, the appropriate trend factors are applied to the various components in order to simulate the benefit leveraging component under no change in benefits.

PENNSYLVANIA SMALL GROUP RATE FILING

SCHEDULE E -- SERVICE TYPE WEIGHTING

	<u>National</u>	<u>National Non-Capitated</u>	<u>Pennsylvania Small Group</u>
Inpatient	20.5%	21.1%	22.0%
Outpatient	27.0%	27.7%	28.3%
Professional	20.1%	20.6%	19.0%
Ancillary	5.2%	5.3%	6.9%
Capitation	2.5%	0%	2.5%
Pharmacy	<u>24.7%</u>	<u>25.3%</u>	<u>21.3%</u>
Total	100.0%	100.0%	100.0%



Healthcare Economics

PENNSYLVANIA SMALL GROUP PRICING TREND DEVELOPMENT
APRIL 2023 RATE FILING SUPPORT

PENNSYLVANIA SMALL GROUP PRICING TREND BY COMPONENT									
Component Summary	Notes:	Inpatient	Outpatient	Professional	Other	Capitation	Total Medical	Retail Pharmacy	Weighted Aggregate
Utilization / Service Mix	[1], [2]	3.5%	6.3%	5.3%	2.7%	0.0%	4.8%	5.5%	4.9%
Unit Cost	[3]	3.6%	3.9%	1.5%	2.9%	6.3%	3.2%	4.7%	3.5%
Demographic Change	[5]	0.0%	0.0%	0.0%	0.0%	0.0%	0.0%	0.0%	0.0%
Benefit Leveraging	[4]	0.1%	1.4%	1.3%	0.6%	0.0%	0.9%	0.8%	0.9%
Margin		0.0%	0.0%	0.0%	0.0%	0.0%	0.0%	0.0%	0.0%
Total Proposed Pricing Trend	[6]	7.3%	11.9%	8.3%	6.3%	6.3%	9.1%	11.3%	9.6%
Service Weight - Pennsylvania		22.0%	28.3%	19.0%	6.9%	2.5%	78.7%	21.3%	100.0%

Notes:

- [1] Represents core utilization only, exclusive of demographic change impacts; includes expected impact of changes in business day content.
- [2] Represents expected changes in intensity of services provided.
- [3] Represents core unit pricing increases, exclusive of service mix / intensity of services impact;
- [4] Impact of member cost-share leveraging on net claims cost trend.
- [5] Represents trend impact of age and gender changes; No provision included for Small Group business (age/gender community rating variable).
- [6] Pricing models do not distinguish between Primary and Specialty medical care; same trends shown for both.

UNITED HEALTHCARE
HEALTHCARE ECONOMICS
PENNSYLVANIA SMALL GROUP RATE FILING

SCHEDULE A1 – UNIT COST DEVELOPMENT - PENNSYLVANIA

INPATIENT			Region	Service	
Facility	Contract % Chg	Weight	Weight	Weight	<= Pennsylvania service weights(Schedule E)
Region A	4.4%	28.7%			
Region B	6.0%	1.8%			
Region C	2.4%	37.9%			
Region D	4.3%	26.3%			
Region E	1.7%	2.0%			
Region F	3.6%	3.3%			
Total	3.6%	100%		22.0%	<= Summary Exhibit - Inpatient Unit Cost
OUTPATIENT			Region	Service	
Facility	Contract % Chg	Weight	Weight	Weight	<= Pennsylvania service weights(Schedule E)
Region A	3.8%	28.7%			
Region B	4.9%	3.7%			
Region C	2.6%	29.1%			
Region D	5.3%	30.3%			
Region E	1.6%	3.5%			
Region F	3.4%	4.8%			
Total	3.9%	100%		28.3%	<= Summary Exhibit - Outpatient Unit Cost
PROFESSIONAL			Region	Service	
Provider	Contract % Chg	Weight	Weight	Weight	
Region A	2.2%	20.8%			
Region B	1.4%	2.3%			
Region C	0.7%	44.6%			
Region D	2.3%	27.7%			
Region E	1.3%	2.0%			
Region F	1.3%	2.6%			
Total	1.5%	100%		19.0%	<= Summary Exhibit - Professional Unit Cost
OTHER/ANCILLARY			Region	Service	
Provider	Contract % Chg	Weight	Weight	Weight	
Region A	2.5%	16.7%			
Region B	2.6%	1.7%			
Region C	2.9%	44.6%			
Region D	3.1%	28.9%			
Region E	4.0%	3.7%			
Region F	1.9%	4.4%			
Total	2.9%	100%		6.9%	<= Summary Exhibit - Other Unit Cost
CAPITATION			Weight	Service	
Contracts	Contract % Chg	Weight	Weight	Weight	
Group A	6.3%	100%		2.5%	
PHARMACY			Weight	Service	
Total	4.7%			21.3%	<= Summary Exhibit - Pharmacy Unit Cost <= "Unit Cost estimates are Fixed"
ALL SERVICES			Weight	Service	
Total	3.5%			100.0%	<= Summary Exhibit - All Services Unit Cost
MEDICAL WO PHARMACY			Weight	Service	
Total	3.2%			78.7%	<= Summary Exhibit - Total Medical

Regional information includes all in-state and out-of-state facilities and providers with contract changes weighted by claim dollars.
The contract % change represents all provider changes both in-state and out-of-state over the projection period.
Regional provider assignments are an internal process only and do not correspond to allowable rating areas.

**UNITED HEALTHCARE
HEALTHCARE ECONOMICS**

PENNSYLVANIA SMALL GROUP RATE FILING

SCHEDULE A2 -- 2022 UNIT COST DEVELOPMENT - NATIONAL NON-CAPITATED SERVICES

	National Unit Cost	National Weight	<== Weights - Schedule E - National Non-Capitated Services
Inpatient	3.6%	20.6%	
Outpatient	3.1%	27.6%	
Professional	1.3%	20.6%	
Other/Ancillary	1.3%	5.3%	
Pharmacy	4.7%	25.9%	
Total	<input type="text" value="3.1%"/>	100.0%	
Medical Only	<input type="text" value="2.6%"/>	74.1%	

Nationwide contract summaries by Service category for Non-Capitated Services only.

UNITED HEALTHCARE
HEALTHCARE ECONOMICS
PENNSYLVANIA SMALL GROUP RATE FILING

SCHEDULE B1 – UTILIZATION / SERVICE MIX COST DEVELOPMENT - NATIONAL HISTORIC

	Medical			Pharmacy			
	Year 1/2021 - 12/2021	Year 1/2022 - 12/2022	Annual Trend	Year 1/2021 - 12/2021	Year 1/2022 - 12/2022	Annual Trend	
Baseline Medical Expense							
Member Months	33,523,605	33,426,608	-0.3%	33,523,605	33,426,608	-0.3%	
Average Demo Factor	1.101	1.107	0.5%	1.101	1.107	0.5%	<== Combined Medical/Pharmacy Demo Factor
Allowed Claim Costs	14,038,284,746	14,287,803,389		4,079,474,966	4,560,741,232		
Allowed Claim Costs PMPM	\$ 418.76	\$ 427.44	2.1%	\$ 121.69	\$ 136.44	12.1%	
Adjusted Baseline Medical Expense							
Allowed Claim Costs PMPM			2.1%			12.1%	
Certificate of Coverage Changes	/	/	0.0%	/	/	0.0%	<== Represents national certificate of coverage changes on 2021 utilization.
Impact of COVID on Utilization	/	/	-0.5%	/	/	0.0%	<== Represents an adjustment for COVID abatement.(Schedule F)
Demographic change	/	/	0.5%	/	/	0.5%	<== Based on fixed age/sex table applied to the common experience base.
Impact of Work Day Changes	/	/	0.1%	/	/	0.1%	<== Represents the difference in work days between 2020 and 2021.
National Historic Unit Cost	/	/	<u>2.6%</u>	/	/	<u>4.7%</u>	<==Nationwide Contract Averages(Schedule A2)
National Historic Utilization/Mix Trend - 2022			-0.7%			6.4%	

Baseline experience represents a national fixed exposure base which is in-force for both experience periods.
Baseline experience does not include any capitated expenses.

UNITED HEALTHCARE
HEALTHCARE ECONOMICS

PENNSYLVANIA SMALL GROUP RATE FILING

SCHEDULE B2 -- UTILIZATION COST DEVELOPMENT - NATIONAL PROJECTED

Projected Utilization Trend	Medical		Pharmacy		
	2021	2022	2021	2022	
Utilization Trend	-0.7%	4.1%	6.4%	4.6%	<== The starting 2022 Utilization Trend is taken from Schedule B1
	2021 - 2022 Run Rate Adj.	2022 - 2023 Run Rate Adj.	2021 - 2022 Run Rate Adj.	2023 - 2024 Run Rate Adj.	
Administrative Initiatives	0.17%	-0.05%	0.17%	-0.05%	<== Includes impact from any administrative or procedural changes
Contracting	0.82%	0.25%	0.82%	0.25%	<== Includes impact from changes in mix of providers and services provided
Economic	3.80%	0.00%	-3.20%	0.00%	<== Includes expected utilization changes due to changes in economic conditions
Environmental	-0.17%	0.37%	-0.17%	0.37%	<== Includes impact from flu, storms, etc..
Policy	0.00%	-0.10%	0.00%	-0.10%	<== Includes impact for any policy provision changes except for mandates
Regulatory	0.45%	-0.06%	0.45%	-0.06%	<== Includes impact from mandate changes
Technology	0.01%	-0.01%	0.57%	-0.03%	<== Includes impact from any new medical technologies including new drugs
Workdays	<u>-0.32%</u>	<u>0.47%</u>	<u>-0.32%</u>	<u>0.47%</u>	<== Includes impact from Work day differences between years
Subtotal	4.79%	0.88%	-1.73%	0.86%	<== The total run rate adjustment from year to year (This total is applied the to previous year utilization to project next year's utilization trend)
	2022	2023	2022	2023	
Projected Utilization Trend	4.1%	5.0%	4.6%	5.5%	<== Projected Utilization uses 2022 and adjusts for any anticipated changes in run rate
0/100 Blended Utilization/Service Mix Trend		5.0%		5.5%	<== Blending occurs to match the experience period with the projected date of rate change

Run Rate adjustments represent differences in trend changes from year to year.

UNITED HEALTHCARE
 HEALTHCARE ECONOMICS
 PENNSYLVANIA SMALL GROUP RATE FILING

SCHEDULE B3 -- UTILIZATION COST DEVELOPMENT - NATIONAL SERVICE LEVEL SPLIT

Baseline Medical Expense	Medical										
	Year 1/2021 - 12/2021	Year 1/2022 - 12/2022	Annual Trend	COC Chgs on Util	Impact of COVID on Util	Demo	Impact of Working Days	2022 Unit Cost	2022 Utilization/ Mix Trend		
Allowed Claim Costs PMPM			(F)	(G)	(H)	(I)	(J)	(K)	(L)		<==(F)/(G)/(H)/(I)/(J)/(K) = (L)
Inpatient	\$ 106.75	\$ 102.66	-3.8%	0.0%	-5.8%	0.5%	0.1%	3.6%	-2.1%		
Outpatient	\$ 150.66	\$ 162.58	7.9%	0.0%	3.5%	0.5%	0.1%	3.1%	0.5%		
Professional	\$ 126.63	\$ 129.88	2.6%	0.0%	1.0%	0.5%	0.1%	1.3%	-0.4%		<== 2022 Unit Cost - Schedule A2
<u>Ancillary/Other</u>	<u>\$ 34.72</u>	<u>\$ 32.31</u>	<u>-6.9%</u>	<u>0.0%</u>	<u>-6.0%</u>	<u>0.5%</u>	<u>0.1%</u>	<u>1.3%</u>	<u>-2.9%</u>		
Medical	\$ 418.76	\$ 427.44	2.1%	0.0%	-0.5%	0.5%	0.1%	2.6%	-0.7%		<== Schedule B1
0/100 Blended Utilization/Service Mix Trend			5.0%								<== Schedule B2
Historic 2021 Utilization/Service Mix Trend			-0.7%								
Historic to Projected Blend Adjustment			5.7%								
Service Level	2021 Utilization/ Mix Trend	Historic to Projected Adjustment	Projected Utilization/ Service Mix								
Inpatient	-2.1%	5.7%	3.5%								
Outpatient	0.5%	5.7%	6.3%								
Professional	-0.4%	5.7%	5.3%								
<u>Ancillary/Other</u>	<u>-2.9%</u>	<u>5.7%</u>	<u>2.7%</u>								
Medical	-0.7%	5.7%	5.0%								
Capitation			0.0%								
Pharmacy			5.5%								<== Schedule B2

Baseline experience represents a national fixed exposure base which is in-force for both experience periods.
 Baseline experience does not include any capitated expenses.

PENNSYLVANIA SMALL GROUP RATE FILING

SCHEDULE D -- BENEFIT LEVERAGING DEVELOPMENT - PENNSYLVANIA SMALL GROUP

A. Baseline Claims --- Year 1/2021 - 12/2021							
	Inpatient	Outpatient	Professional	Other	Capitation	Rx	
Allowed \$	\$28,461,352	\$43,749,620	\$31,036,626	\$9,846,484	\$0	\$30,435,597	<== Baseline Allowed claims for Pennsylvania Small Group
Deductible \$	\$425,886	\$5,436,122	\$4,352,416	\$920,799	\$0	\$750,299	
Copay \$	\$296,078	\$1,053,984	\$2,510,817	\$224,461	\$0	\$3,311,615	
Coins \$	<u>\$569,856</u>	<u>\$2,253,608</u>	<u>\$703,662</u>	<u>\$204,332</u>	<u>\$0</u>	<u>\$0</u>	
Net \$	\$27,169,532	\$35,005,907	\$23,469,732	\$8,496,892	\$0	\$26,373,683	
B. Estimated Trend CY 2022 --- Same Exposure Membership							
Core Util / Mix	3.5%	6.3%	5.3%	2.7%		5.5%	<-- Estimated Same Exposure Membership Util / Srve Mix Trend
Core Network Unit \$	3.4%	3.4%	1.5%	2.9%		4.7%	<-- Normalized Unit \$ Trend, Sched A1
Demographic Trend	0.0%	0.0%	0.0%	0.0%		0.0%	<-- Estimated Same Exposure Membership Demographic Trend, Sched C
Allowed Claims Trend	7.2%	10.1%	6.9%	5.6%		10.4%	
Copay Util Trend	3.5%	6.3%	5.3%	2.7%		5.5%	<-- Estimated Util Trend on Services w/ Copay
C. Simulated Net Trend CY 2021 With Common Membership @ Same Benefit Design							
Allowed \$	\$30,512,616	\$48,154,696	\$33,168,390	\$10,399,785	\$0	\$33,612,951	
Deductible \$	\$425,886	\$5,436,122	\$4,352,416	\$920,799	\$0	\$750,299	
Copay \$	\$306,496	\$1,120,193	\$2,643,880	\$230,433	\$0	\$3,493,156	
Coins \$	\$611,782	\$2,516,040	\$761,842	\$217,185	\$0	\$0	
Net \$	\$29,168,452	\$39,082,342	\$25,410,253	\$9,031,367	\$0	\$29,369,496	
Net Trend	7.4%	11.6%	8.3%	6.3%	0.0%	11.4%	
Implied Benefit Leveraging	0.10%	1.40%	1.30%	0.60%	0.00%	0.80%	<-- Net Trend v Allowed Trend, Common Membership @ Same Benefit Design
Projected Leverage Change	0.00%	0.00%	0.00%	0.00%	0.00%	0.00%	<-- Includes any anticipated changes including ACA requirements (Higher pharmacy trend through high cost drugs requires leverage reduction)
Projected Benefit Leveraging	<u>0.1%</u>	<u>1.4%</u>	<u>1.3%</u>	<u>0.6%</u>	<u>0.0%</u>	<u>0.8%</u>	<-- Final Projected Benefit Leveraging by Service Category

Using the Cost sharing component percentage from a completed experience period, the appropriate trend factors are applied to the various components in order to simulate the benefit leveraging component under no change in benefits.

PENNSYLVANIA SMALL GROUP RATE FILING

SCHEDULE E -- SERVICE TYPE WEIGHTING

	<u>National</u>	<u>National Non-Capitated</u>	<u>Pennsylvania Small Group</u>
Inpatient	20.5%	21.1%	22.0%
Outpatient	27.0%	27.7%	28.3%
Professional	20.1%	20.6%	19.0%
Ancillary	5.2%	5.3%	6.9%
Capitation	2.5%	0%	2.5%
Pharmacy	<u>24.7%</u>	<u>25.3%</u>	<u>21.3%</u>
Total	100.0%	100.0%	100.0%

Standard Questions (UHCPA)

1. Membership:

a. If the projected membership for plan year 2024 significantly differs from the current 2/1/2023 membership, please explain why.

We are using Finance projections which incorporate sales and persistency targets for calendar year 2024. For UHCPA Finance is projecting approximately 17.2K member months whereas Feb-2023 membership annualized would be 15.1K member months. We are using the Feb-2023 membership distribution by plan and projected that membership weighting into our 2024 calendar year total membership projections by plan.

2. Experience Period Claims:

a. Please confirm that all claims which are capitated have been removed from the experience period claims.

Confirmed

b. Please confirm that all non-EHB claims have been removed from the experience period claims.

Confirmed

c. How are drug rebates projected to change from the base period to the rating period? How has this change been reflected in the rate development?

We anticipate drug rebates to slightly increase in relationship to pre-rebate cost. The slight increase in incorporated in the trend development.

3. COVID:

a. Please confirm that Tables 2-4 of the PAAM Exhibits do not have any COVID adjustment. Additionally, please confirm that any COVID adjustment factor in the filing is reflected in Table 5 of the PAAM Exhibits.

Table 3. Trend Components is slightly impacted as there is a small aggregate downward adjustment for Covid in the trend schedules (B3). Separate adjustments were made at the service level to create normal trend assumptions going forward. In 2022, we experienced some unusual service level trends. The adjustments were made at the service level to create a more normal (5 year average) service level trends.

b. If there is a COVID adjustment factor other than 1.0, please provide a quantitative exhibit supporting the factor.

N/A

4. Trend:

a. [SG. Only] If the Total Annual Trend in Table 3 (weighted by credibility) and the Annual Trend used to calculate quarterly rates in Table 5A differ, please provide an explanation and exhibit in support of the variation.

The forward pricing trend uses a 0%/100%(2023/2024) blend versus the 50%/50% experience trends in the exhibits. There will be differences in utilization and unit cost when looking at 2024 only.

b. [SG. Only] In Table 5A, if cells K32:M32 are left to equal J32, please explain why that is a reasonable assumption.

We apply the same annual trend to our quarterly adjustments in the calendar year we are filing for.

5. Table 6 – Retention:

a. Please confirm that the federal income tax is calculated using a Federal Income Tax Rate of 21%. If other adjustments were made in Table 6, cell C57, please provide a demonstration of how this number was calculated and an explanation of the other adjustments included in the calculation.

Confirmed.

b. Please confirm that the Risk Adjustment User Fee PMPM is consistent with HHS Final Notice of Benefit and Payment Parameters for plan year 2024.

Confirmed we updated to \$0.21 as published in the Final NBPP for plan year 2024.

c. Please provide an exhibit showing the commission PMPM amount to be paid to brokers in the following situations: Open-Enrollment Enrollee – Renewing, Open Enrollment Enrollee – New, Special Enrollment Period Enrollee – New, Special Enrollment Enrollee – Renewing. If the commission PMPM is not consistent between the four options above, please provide a detailed explanation as to the reason for the difference.

We are not on the Exchange in PA so these enrollment situations do not apply.

6. Pricing AVs:

a. Please confirm that the Pricing AVs were calculated using a single risk pool (i.e., claims experience is **not** separated by metal level).

Confirmed

b. Please identify and support any differences between the company's metallic AV calculator results and the corresponding Pricing AVs.

Please reference tab labeled '11 – AVCS Calc' in the Rate Filing Exhibits for support on calculations of the Pricing AVs. Our Pricing AVs by plan line up with metal levels of the plans. For example, silver plans do not have Pricing AVs lower than Bronze plans, nor have Pricing AVs higher than Gold plans.

7. Expanded Bronze Plans:

a. Please provide an exhibit which demonstrates that the criteria for expanded bronze plans have been met.

Our three filed bronze plans for 2024 [2 UHIC Plans (DH8Z & DH82) & 1 UHCPA Plan (DH85)] are all HSA plans so they all qualify as High Deductible Health Plans (HDHPs).

8. PAAM Exhibits – Consumer Factors:

a. Please provide quantitative and qualitative support for the proposed geographic rating area factors, if different from the previous year.

Please reference tab labeled '18 – Area Factors Changes' in our Rate Filing Exhibits file. Based on new provider contracts in rating areas 3 and 6 we are only updating area factors in these two rating areas. All other area factors are unchanged from plan year 2023. We also decided to take the blended indicated decrease in both rating area 3 and 6.

b. Please provide quantitative and qualitative support for the proposed network factors, if different from the previous year.

N/A

9. Public Health Emergency:

a. With the Public Health Emergency expected to end on May 11th, how has the rate development been affected? Please provide support for any adjustments, or support for making no adjustments, if applicable.

Yes, the additional vaccine costs have been built into the trends. Overall Impact to trends is minimal.

b. Furthermore, with the Public Health Emergency scheduled to end on May 11th, has any adjustment been made specifically to the morbidity assumption for Plan Year 2024?

Please see 9a.

c. Please provide commentary on how the Company believes services such as COVID vaccinations and COVID testing will be handled in PY24. Within your response please clarify if these services will be considered preventative and covered at 100%.

We believe the Company will cover COVID vaccines at 100% but that member cost sharing will be in place for COVID testing.

10. MLR Exhibit:

a. Please complete table below which summarizes the most recent three years of complete MLR information.

- i. Actual is the final information which was filed for the specified calendar year
- ii. Pricing is the information which was projected in the final annual filing for the given year (i.e., 2020 pricing information is from the plan year 2020 annual filing submitted in 2019)

Calendar Year	MLR		Member Months	
	Actual	Projected	Actual	Projected
2019	85.2%	86.8%	7,149	16,380
2020	96.8%	85.9%	16,762	70,042
2021	91.7%	87.1%	16,250	14,712

b. Are the MLRs and Member Months between Actual and Pricing comparable? If not, explain.

Overall for the size of the block we are comparable. 2020 projected membership we overshot as our Finance and Sales teams were predicting larger growth than actually occurred in the block.

c. Does the insurer expect to pay MLR rebates for the 3-year period above?

No

11. Plan of Withdrawal:

a. Please confirm that a Plan of Withdrawal has been submitted if any plans are being discontinued.

We have made a business decision to more streamline our portfolio of plan offerings by reducing the number of plans we offer in plan year 2024 (5 plans) versus plan year 2023 (9 plans). 2023 plans that are no longer available in 2024 have been mapped to an available 2024 plan option. The tab labeled ‘5 – Plan Changes’ in the Rate Filing Exhibits file has the plan mapping information. We are still offering plans in all our filed products and metal levels. We are not withdrawing any products from the market.

b. For further information regarding the Plan of Withdrawal process, click here. Please send all Plan of Withdrawals to Jeffery Rohaly, wrohaly@pa.gov.

N/A