

## Minority Health Disparities in Pennsylvania Sexually Transmitted/Infectious Diseases (2021 Incidence Rates):

Publication date: November 2023

Please keep in mind that, as you digest the data provided, many factors influence health outcomes. Where one lives, works and plays impacts one's health and quality of life. Interrelationships among the social determinants of health (SDoH), such as income, education, housing and transportation, all contribute to a community's chances to thrive.

### **Black or African American residents had significantly higher morbidity rates than whites for:**

- Chlamydia
- Gonorrhea (females, ages 15-44)
- Gonorrhea (males, ages 15-44)
- Hepatitis B Chronic
- HIV
- Salmonella
- Shigellosis
- Syphilis (females)
- Syphilis (males)
- Tuberculosis

### **Hispanic residents had significantly higher morbidity rates than whites for:**

- Chlamydia
- Gonorrhea (females, ages 15-44)
- Gonorrhea (males, ages 15-44)
- Hepatitis A
- Hepatitis B Chronic
- HIV
- Salmonella
- Shigellosis
- Syphilis (females)
- Syphilis (males)
- Tuberculosis

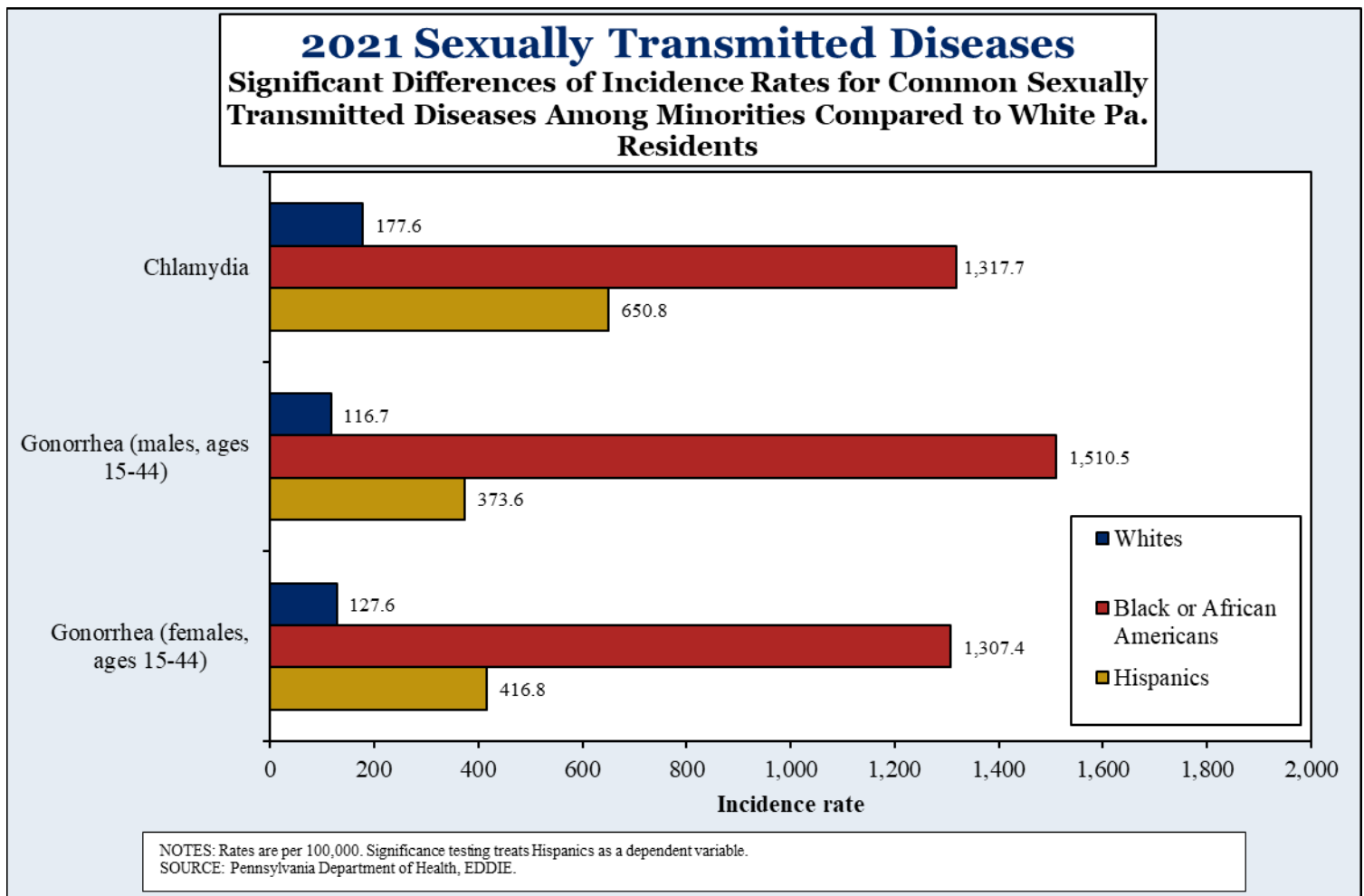
### **Data Highlights**

**Black or African Americans:** The 2021 morbidity rate for chlamydia among black or African American residents (1,317.7 per 100,000) was seven times higher than the rate for Whites (177.6). The gonorrhea rate among black or African American male residents aged 15-44 (1,510.5) was about 13 times higher than the rate among white male residents aged 15-44 (116.7). The rate of gonorrhea among black or African American female residents aged 15-44 (1,307.4) was 10 times higher than the rate among white female residents aged 15-44 (127.6). The rate of Hepatitis B Chronic was over four times higher among black or African American residents (7.9) than white residents (1.7). The HIV incidence rate was over 10 times higher among non-Hispanic black or African American residents (26.5) compared to non-Hispanic white residents (2.6). Shigellosis among black residents was four times higher than white residents with rates of 4.5 and 1.1, respectively. Syphilis was another significant disparity with a rate of 63.1 for black or African American male residents, which was over six times higher than the rate among white males (9.6). The rate of syphilis among Black or African American female residents (11.3) was eight times higher than

the rate among white females (1.4). The rate of tuberculosis for black or African American residents (2.8) was seven times higher than the rate for whites (0.4).

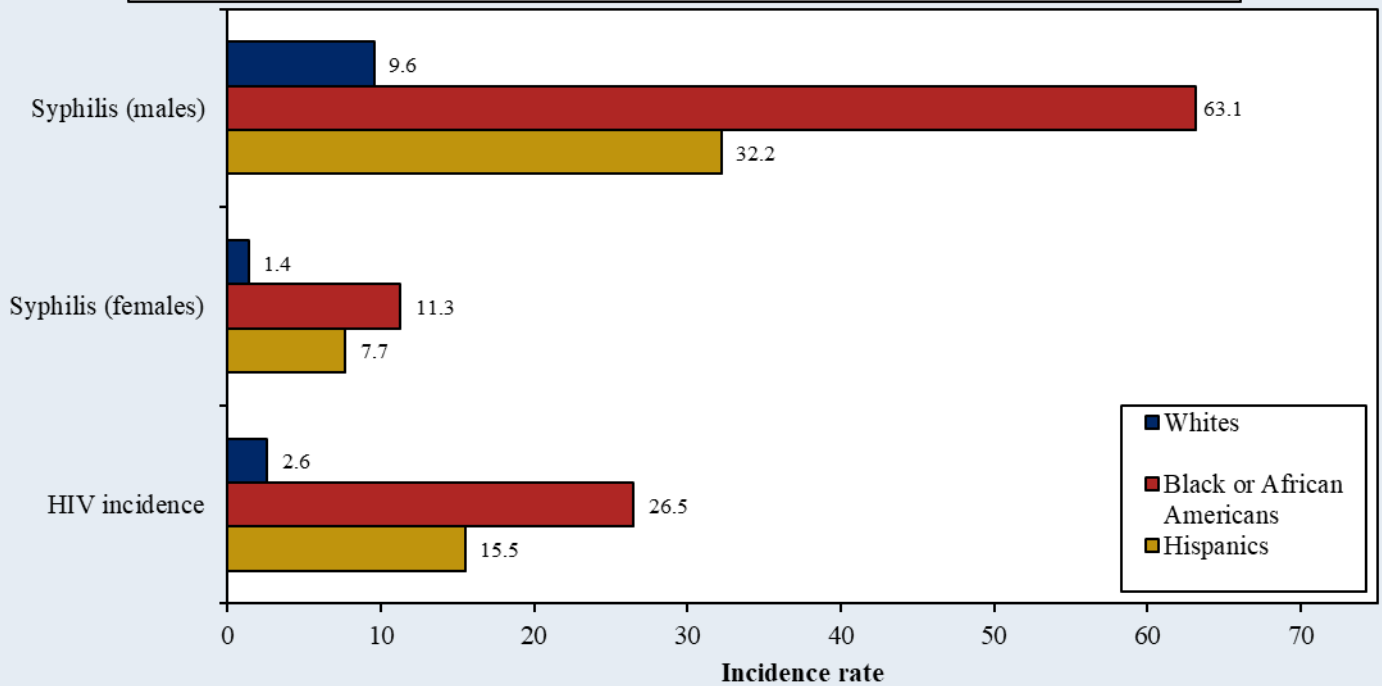
**Hispanics:** In 2021, Hispanic residents experienced a rate for chlamydia of 650.8 compared to a rate for whites of 177.6. The chlamydia rate for Hispanics was nearly four times as high as the rate for whites. The gonorrhea rate among Hispanic male residents aged 15-44 (373.6) was more than three times higher than the rate among white male residents aged 15-44 (116.7). The gonorrhea rate among Hispanic female residents aged 15-44 (416.8) was three times the rate among white female residents aged 15-44 (127.6). The rate of Hepatitis B Chronic among Hispanic residents (4.1) was twice as high as the rate among white residents (1.7). The HIV incidence rate was six times higher among Hispanic residents (15.5) compared to non-Hispanic white residents (2.6). Shigellosis among Hispanic residents was nearly three times higher than white residents with rates of 3.0 and 1.1, respectively. Syphilis was another problem with a rate of 32.2 for Hispanic male residents, which was three times as high as the rate among white males (9.6). The rate of tuberculosis for Hispanic residents (1.6) was four times higher than the rate for whites (0.4).

**WARNING:** Race and Hispanic data on sexually transmitted diseases (STDs) and other communicable diseases may contain large percentages for unknown and other categories. To view the number and percentage of race and Hispanic data for the unknown and other categories [Click Here](#).



## 2021 Sexually Transmitted Diseases

### Significant Differences of Incidence Rates for Less Common Sexually Transmitted Diseases Among Minorities Compared to White Pa. Residents

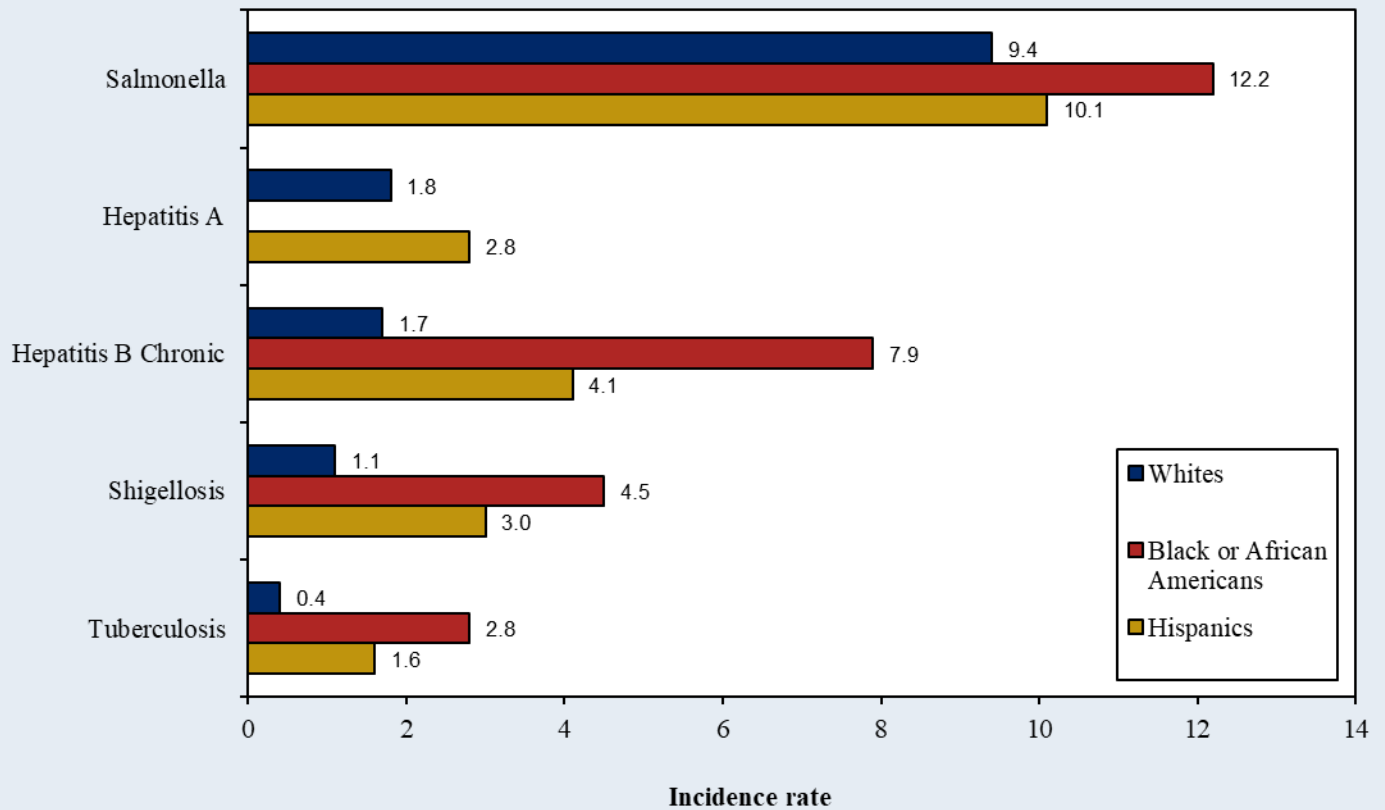


\*Hispanics excluded from whites and black or African Americans for HIV data.

NOTES: Rates are per 100,000. Significance testing treats Hispanics as an independent variable for HIV and as a dependent variable when testing the other diseases listed above.

## 2021 Infectious Diseases

### Significant Differences of Incidence Rates Among Minorities Compared to White Pa. Residents



NOTES: Rates are per 100,000. Significance testing treats Hispanics as a dependent variable.  
SOURCE: Pennsylvania Department of Health, EDDIE.