

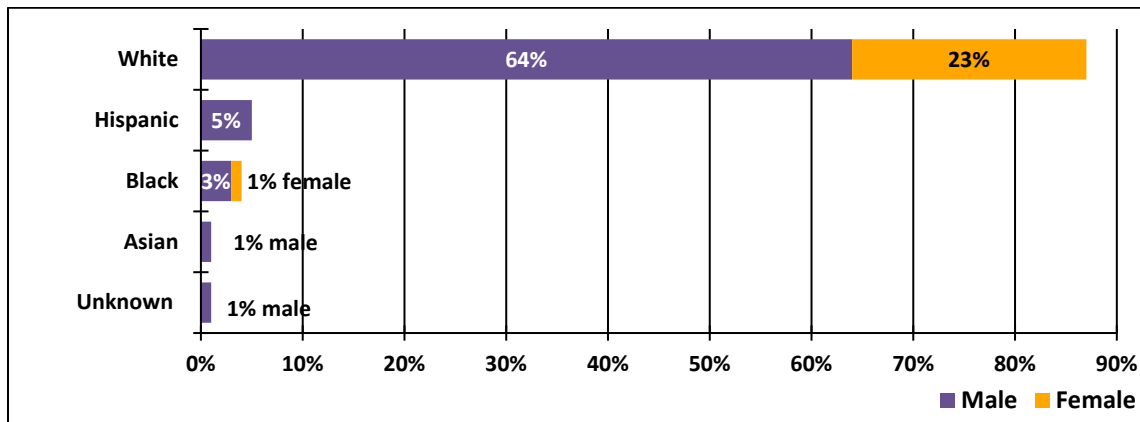
SUICIDE DEATHS IN YORK COUNTY, 2023

BACKGROUND

York County, Pennsylvania is an urban county with a population of more than 464,000 people (231,000 males and 233,000 females). In 2023, York County had 73 suicide deaths (55 males and 18 females) which occurred at a rate of 16 suicide deaths per 100,000 people. This is a slight increase from 2022 when the suicide rate was 15 deaths per 100,000 people (70 suicide deaths). The Pennsylvania Violent Death Reporting System (PAVDRS) worked closely with the Bureau of Health Statistics and Registries, the York County Coroner’s Office, and York County law enforcement to gather detailed information about each violent death. Below are some key findings from those collaborations.

- In 2023, at least one person died by suicide each week in York County.
- Males were over three times more likely to die by suicide than females.
- Overall, suicide rates in York County were higher than the state average:  
**York County Rates:** 16 deaths per 100,000 residents (males 24 and females 8)  
**Pennsylvania Rates:** 15 deaths per 100,000 residents (males 25 and females 6)

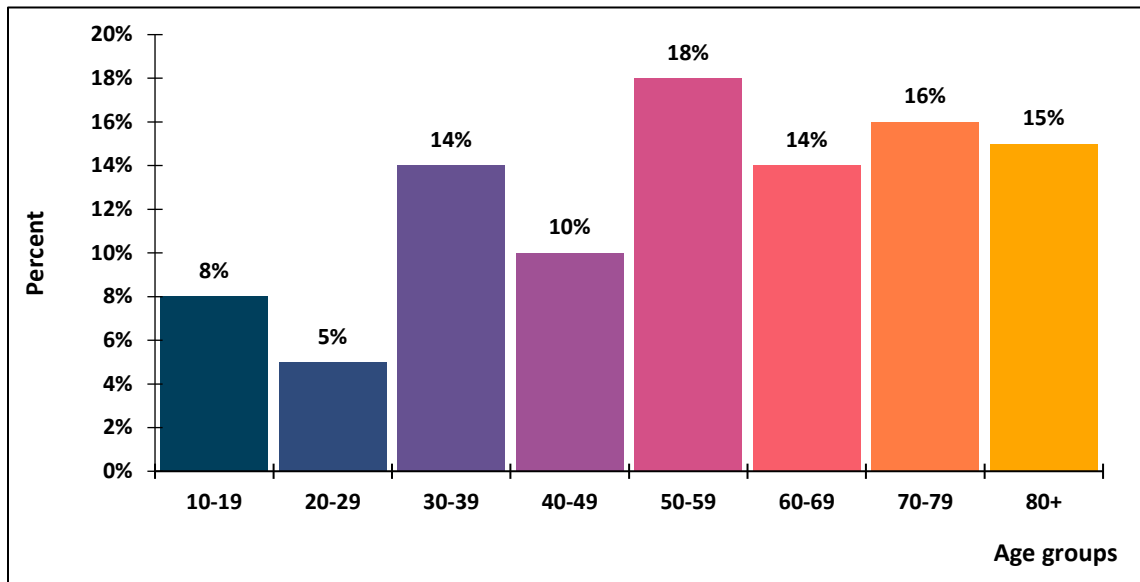
Race\*/Ethnicity and Sex of People who Died by Suicide



• White, non-Hispanic males accounted for 64% of all suicide victims in York County in 2023.

\*Non-Hispanic

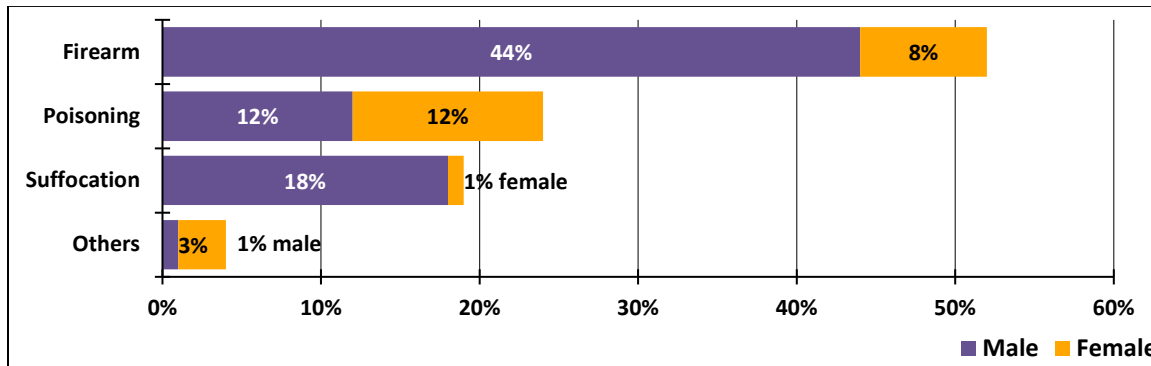
Age of People who Died by Suicide



• The 50-59 age group had the highest percentage of all persons who died by suicide (18%).

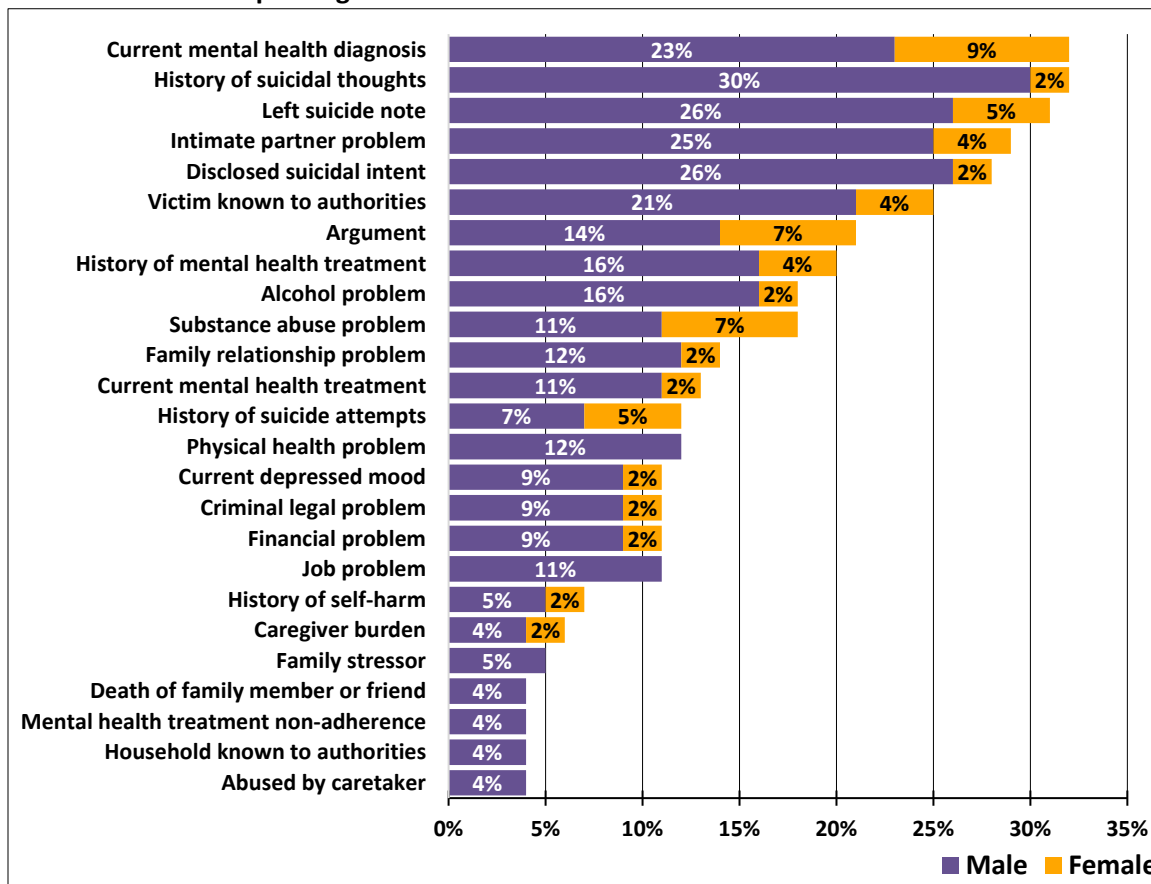
• The frequency of suicide deaths for the 70-79 age group increased from 9% in 2022 to 16% in 2023.

### Leading Cause of Suicide Deaths by Sex



- Firearms were involved in 52% of suicides in York County.
- Most female suicide deaths occurred via poisoning (12%).

### Most Common Precipitating Circumstances



- At least 32% of people who died by suicide had a diagnosed mental health problem.
- About 29% of people experienced an intimate partner problem before their death.
- Around 25% of all suicide victims were known to authorities such as law enforcement, Emergency Medical Services, child protective services, etc.

Note: The denominator for Most Common Precipitating Circumstances is the sum of records with coroner/medical examiner and law enforcement circumstantial data. Circumstantial information is not available for all deaths. Percentages may not add up to 100% due to rounding.

The PAVDRS is a state level surveillance system funded and overseen by the Centers for Disease Control and Prevention (CDC). The program is part of the National Violent Death Reporting System. The PAVDRS collects data on suicides, homicides, deaths of undetermined intent and accidental firearm deaths. The program collects data from death certificates, coroners/medical examiners, and law enforcement. PAVDRS/NVDRS data are used for research, policymaking, and to inform violence prevention programs and strategies to enhance community safety. For more information, please visit the [PAVDRS webpage](#) or email [RA-DHPAVDRS@pa.gov](mailto:RA-DHPAVDRS@pa.gov)

This report was supported by funds from the National Center for Injury Prevention and Control (NCIPC), Centers for Disease Control and Prevention (CDC), Department of Health and Human Services (DHHS) under Cooperative Agreement Number CE19-1905. This information or content and conclusions are those of the author and should not be construed as the official position or policy of, nor should any endorsements be inferred by the NCIPC, CDC, DHHS, or the U.S. Government.