

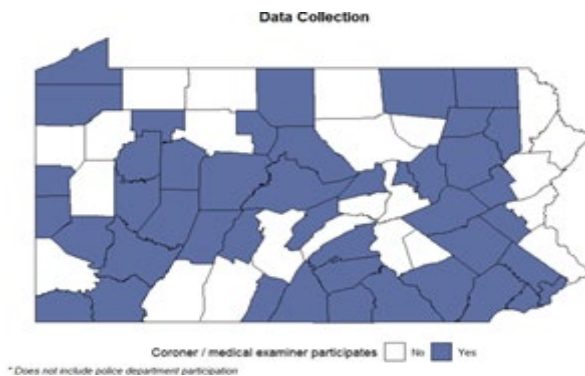
BACKGROUND

HOMICIDE DEATHS IN PENNSYLVANIA, 2023

The Pennsylvania Violent Death Reporting System (PAVDRS) program reviewed approximately 3,000 violent deaths from 2023, more than a quarter of which were homicides (29%). The PAVDRS program collected death certificate data from 845 homicide victims (689 males and 156 females) from 66* counties. The program collected reports from coroners and medical examiners in 43 counties (see map). The program also collected law enforcement data from 54 counties.

Below are some program findings.

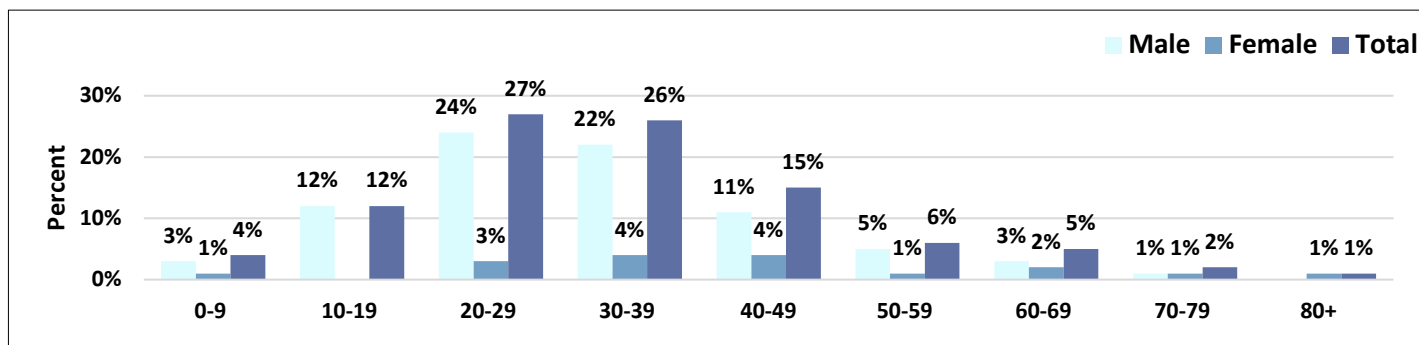
*Cameron County reported no homicides in 2023.



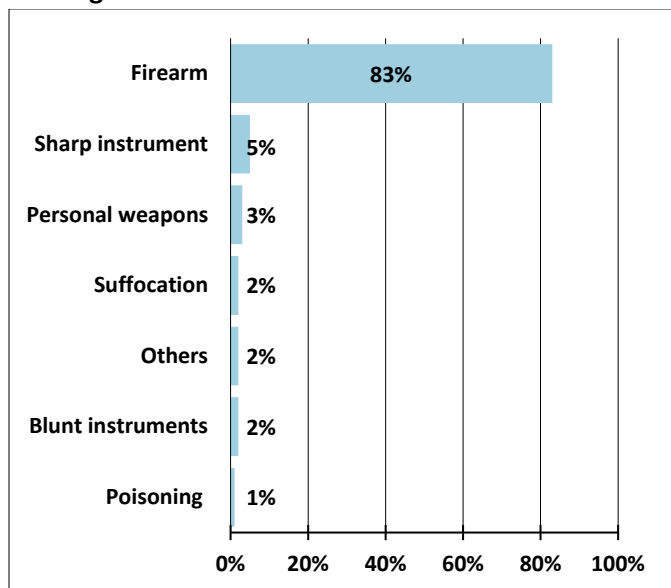
- In 2023, at least 16 people died by homicide every week in Pennsylvania.
- Males were over four times more likely to die by homicide than females. This mirrors national rates which show males were about four times more likely to die by homicide than females.¹
- Black, non-Hispanic males accounted for 60% of all homicide victims in the state.
- Overall, homicide rates in Pennsylvania are similar to national rates:
 - Pennsylvania Rates:** 7 deaths per 100,000 residents (males 11 and females 2)
 - National Rates:** 7 deaths per 100,000 population (males 11 and females 3)¹

1. Centers for Disease Control and Prevention, WISQARS, Fatal Injury Data. [WISQARS Fatal Injury Reports \(cdc.gov\)](https://www.cdc.gov/wisqars/)

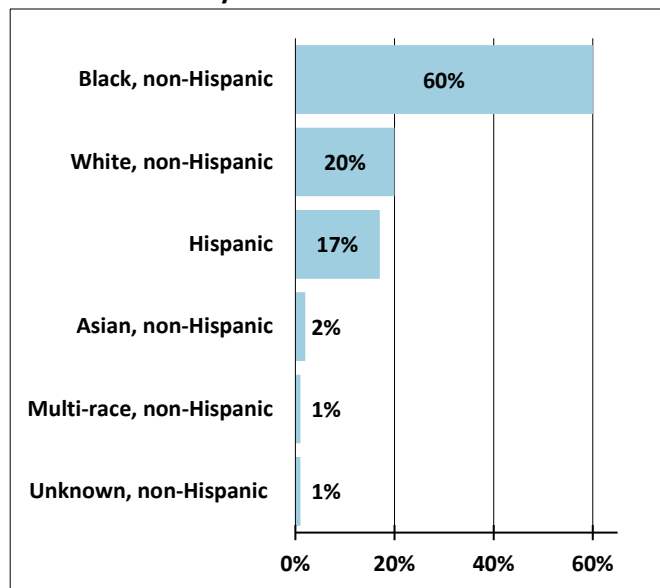
Homicide Death Count (Percentages) by Age Group and Sex



Leading Causes of Homicide Deaths

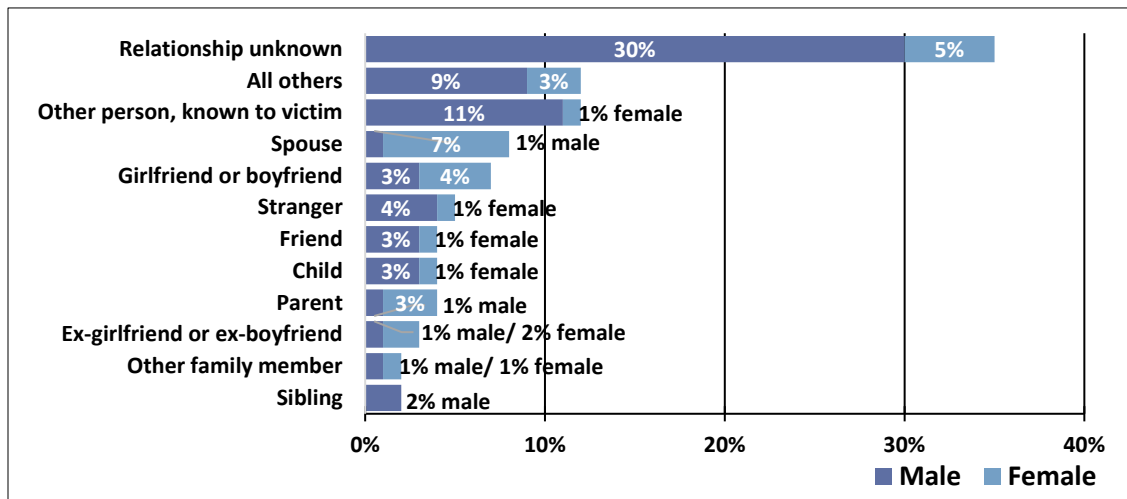


Race and Ethnicity of Homicide Victims





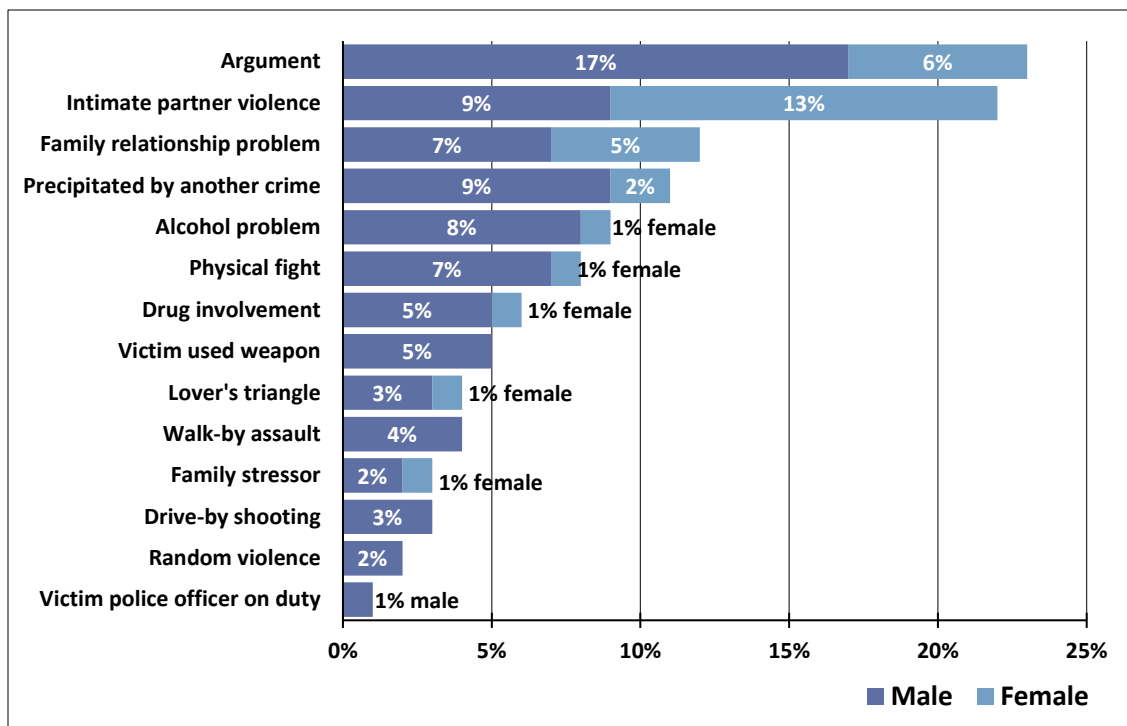
Most Common Relationships of Perpetrators to Victims



* Percentages are based on homicide cases with any suspect information available

- The relationship between perpetrator and victim was unknown or unavailable for 35% of cases.
- At least 18% of homicides were perpetrated by a current or former intimate partner.

Most Common Precipitating Circumstances



Note: The denominator for Most Common Precipitating Circumstances is the sum of records with coroner/medical examiner and law enforcement circumstantial data. Circumstantial information is not available for all deaths. Percentages may not add up to 100% due to rounding.

- In Pennsylvania, 23% of homicides were preceded by an argument.
- About 22% of homicides involved intimate partner violence while 12% involved a family relationship problem.
- At least 9% of homicide victims had an alcohol problem at the time of death.

The PAVDRS is a state level surveillance system funded and overseen by the Centers for Disease Control and Prevention (CDC); and is part of the National Violent Death Reporting System. The PAVDRS collects data on suicides, homicides, deaths of undetermined intent and accidental firearm deaths. The program collects data from death certificates, coroners/medical examiners, and law enforcement. PAVDRS/NVDRS data are used for research, policymaking, and to inform violence prevention programs and strategies to enhance community safety. For more information, please visit the [PAVDRS webpage](#) or email RA-DHPAVDRS@pa.gov

This report was supported by funds from the National Center for Injury Prevention and Control (NCIPC), Centers for Disease Control and Prevention (CDC), Department of Health and Human Services (DHHS) under Cooperative Agreement Number CE19-1905. This information or content and conclusions are those of the author and should not be construed as the official position or policy of, nor should any endorsements be inferred by the NCIPC, CDC, DHHS, or the U.S. Government.