

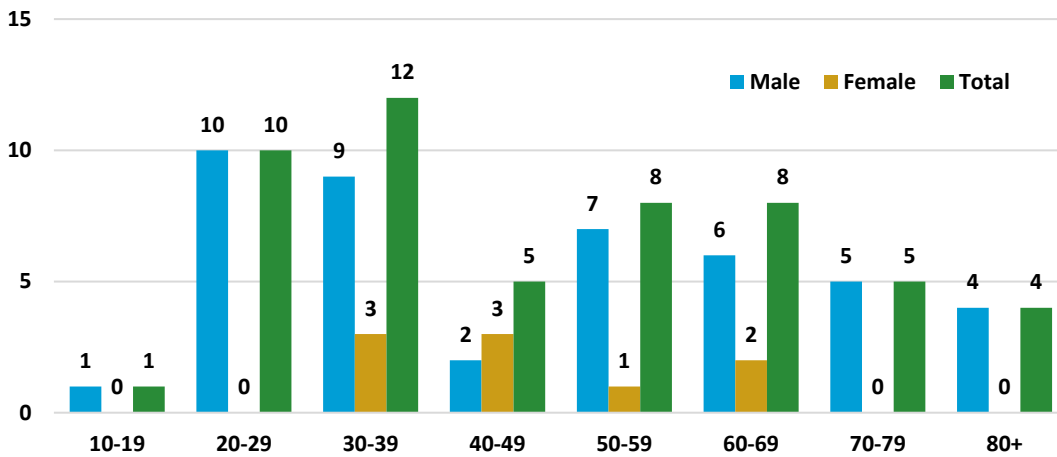
SUICIDE DEATHS IN CENTRE COUNTY, 2018-2020

BACKGROUND

Centre County, Pennsylvania is a rural county with a 2018-2020 combined population of 483,000 people (254,000 males and 229,000 females). During 2018-2020, Centre County had 53 suicide deaths (44 males and 9 females) which occurred at a rate of 11 suicide deaths per 100,000 people. The Pennsylvania Violent Death Reporting System (PAVDRS) worked closely with the Bureau of Health Statistics and Registries, the Centre County Coroner’s Office, and Centre County law enforcement to gather detailed information about each violent death. Below are some results of those collaborations. For more information about the PAVDRS program, please call 717-787-5900 or email RA-DHPAVDRS@pa.gov

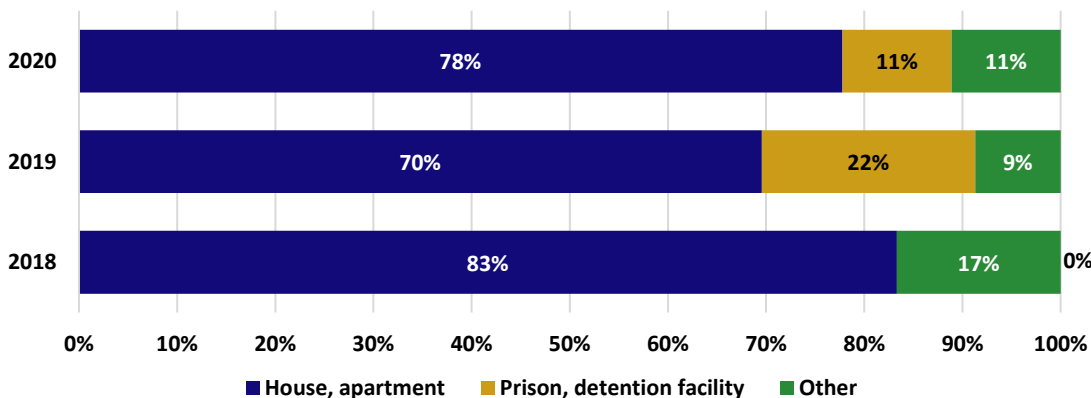
- During 2018-2020, Centre County averaged almost 1 suicide death per month.
- Males in Centre County were almost 5 times more likely to die by suicide than females. Nationally, males die by suicide at a rate of approximately 4 times that of females¹.
- Overall, suicide rates in Centre County during this time span were lower than the state average:
Centre County Crude Rates: 11.0 deaths per 100,000 population (males 17.3 and females 3.9)
Pennsylvania Rates: 14.6 deaths per 100,000 population (males 23.5 and females 5.9)¹

Sex-specific Suicide Counts by Age:



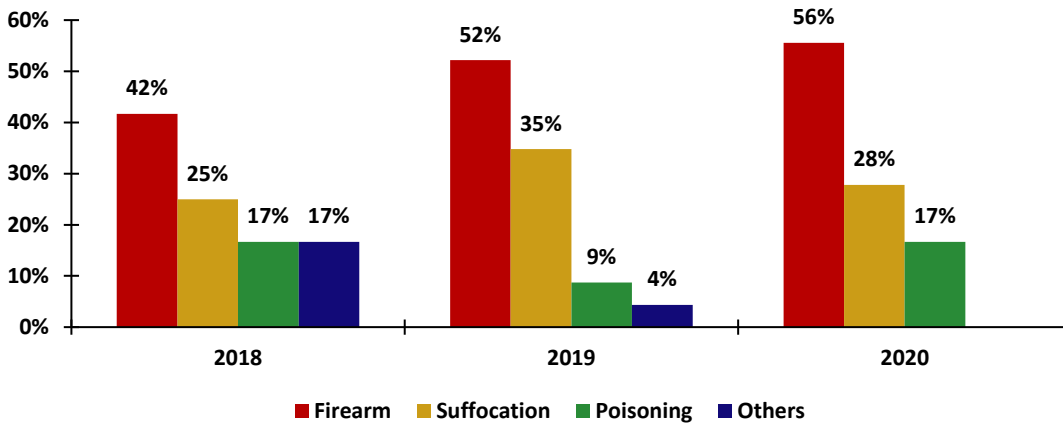
- During 2018-2020, males ages 20-39 had the highest number of suicide deaths.

Location of Suicide Victims:



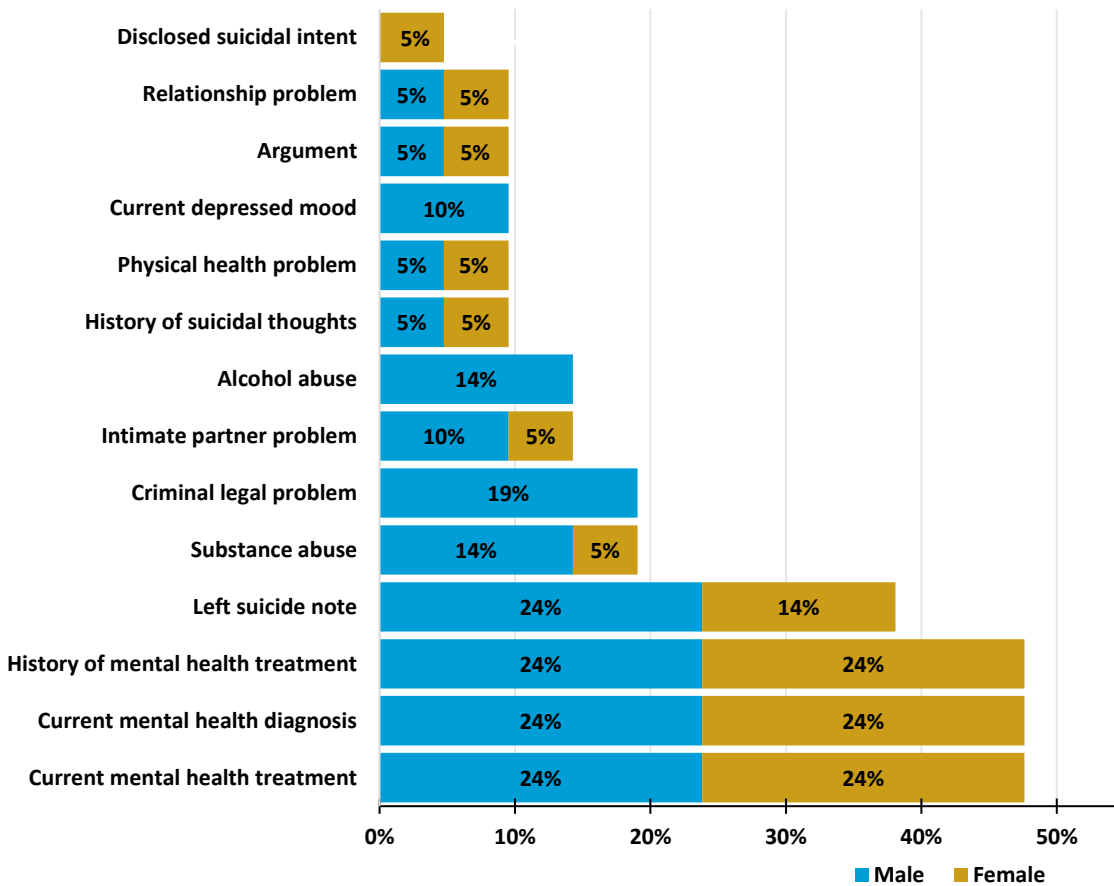
- Seven suicides occurred at a prison or detention facility during 2019-2020.

Leading Cause of Suicide Deaths:



- Suicides by firearm trended upward over the 3-year period.
- Suicides by poisoning decreased by 6% in 2019 and then increased by 6% in 2020.

Most Common Precipitating Circumstances:



- Five percent of suicide victims disclosed suicidal intent in the month before their death.
- Twenty-eight percent of suicide victims received mental health or substance abuse treatment in the two months before their death.
- Twenty-eight percent of all suicide victims had a diagnosed mental health problem at the time of death.

Notes: The denominator for Most Common Precipitating Circumstances is the sum of CME and LE records that have information about the circumstances associated with the violent death. Percentages may not add up to 100% due to rounding.

1. Centers for Disease Control and Prevention, WISQARS, Fatal Injury Reports, National, Regional and State: <https://wisqars.cdc.gov/fatal-reports>