

Lily Lake

Luzerne County

2025 Spring Trap net surveys



A Northern Pike captured from Lily Lake in March 2025.

The Area 4 Fisheries Management Office conducted trap netting at Lily Lake during the weeks of March 17 and April 28, 2025 to assess its Northern Pike and panfish populations, respectively. We set nine trap nets in March targeting Northern Pike and 12 nets in April targeting panfish. Panfish were encountered in the March survey in addition to the targeted survey in April and those results are included in this report. In total, we caught 2,160 individual fish from 12 different fish species (Table 1).

Northern Pike catches were impressive. A total of 50 individuals were captured with the largest at 40.2 inches and 20.1 pounds (Figure 2). All but two of the Northern Pike were of legal length (≥ 24 inches).



A pair of Black Crappies captured from Lily Lake in April 2025.

Panfish numbers and sizes were also impressive. Of the 836 Black Crappies caught, 96% were 8 inches or longer and 23% were 12 inches or longer (Figure 2). A total of 373 Bluegills were caught during this survey. Of those fish, 81% were 6 inches or longer and 14% were 8 inches or longer (Figure 3). Brown and Yellow bullheads were also encountered in good numbers. Of the combined 482 individuals 56% were 12 inches or longer (Figure 4).



Bluegill captured from Lily Lake in April 2025.

Table 1. Species, number, and length ranges of fish caught during trap netting at Lily Lake, March and April, 2025.

Species	March		April	
	Number	Length range (in)	Number	Length range (in)
Alewife	-	-	271	-
Golden Shiner	9	7-10	82	5-10
Yellow Bullhead	2	11	36	7-11
Brown Bullhead	174	9-14	270	8-15
Rainbow Trout	10	-	5	-
Northern Pike	40	17-40	10	24-37
Chain Pickerel	9	17-26	9	18-27
Pumpkinseed	1	6	14	4-7
Bluegill	118	4-8	255	1-8
Largemouth Bass	2	16-19	3	16-18
Black Crappie	384	6-15	452	6-16
Yellow Perch	1	8	3	8-13

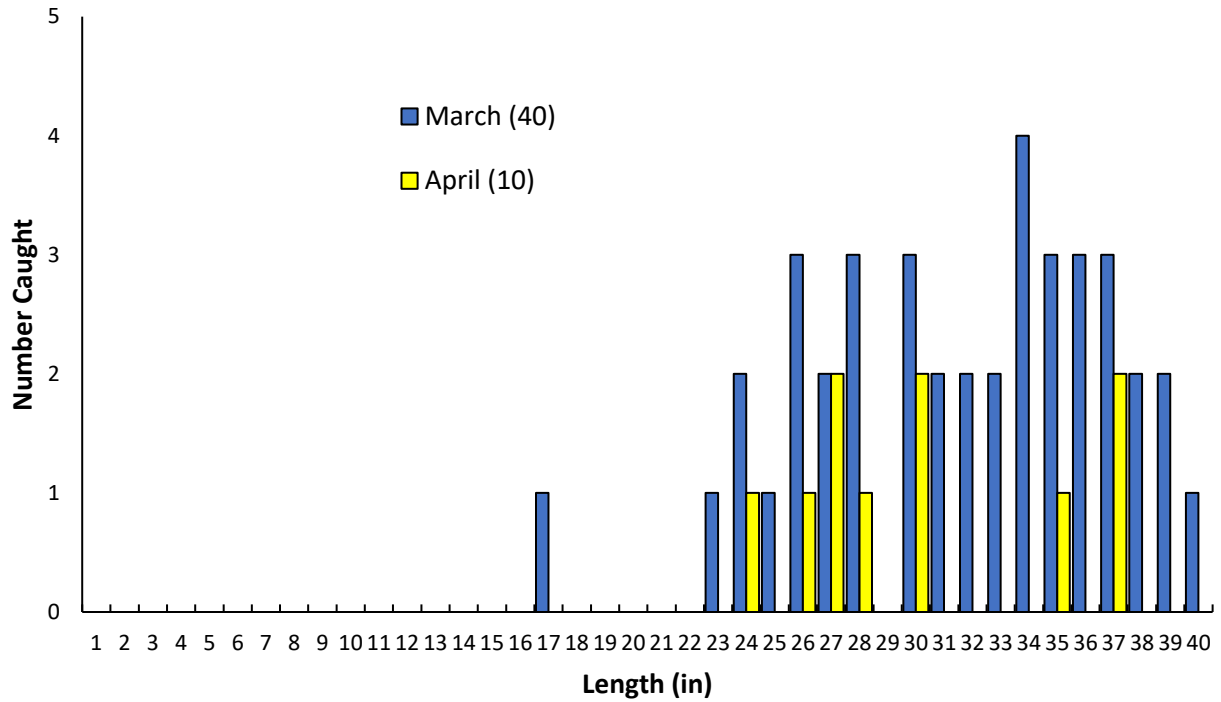


Figure 1. Length-frequency distribution of Northern Pike from Lily Lake, March and April, 2025.

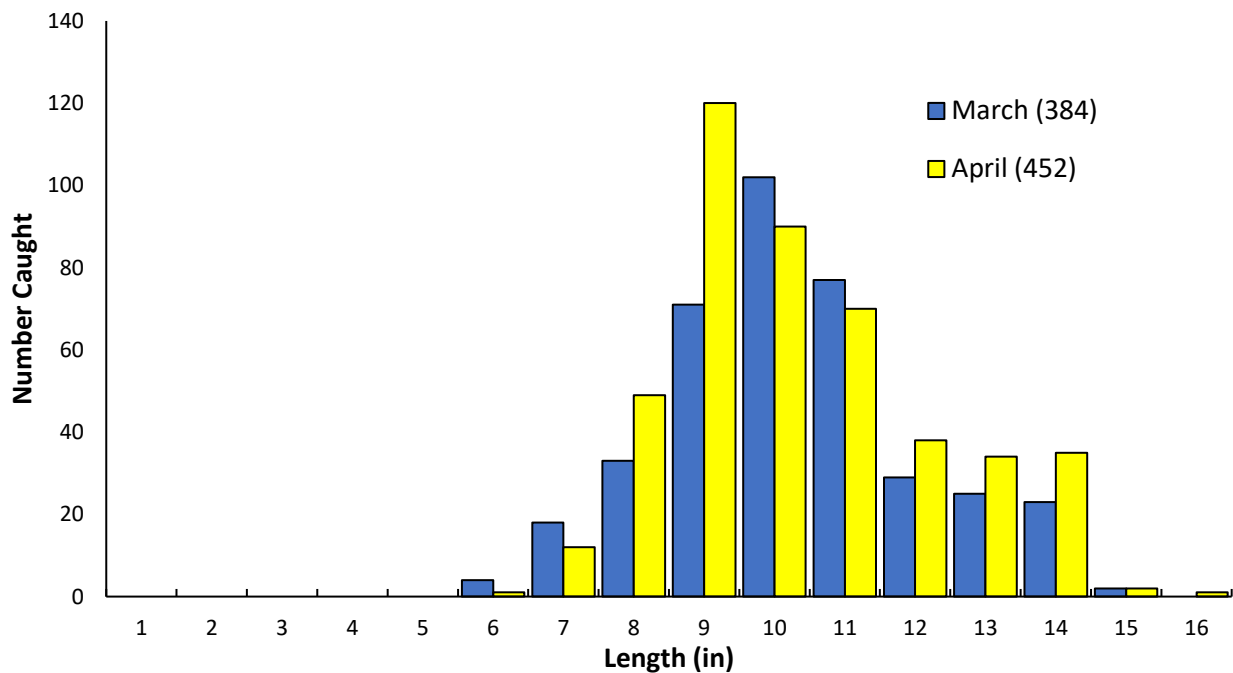


Figure 2. Length-frequency distribution of Black Crappies from Lily Lake, March and April, 2025.

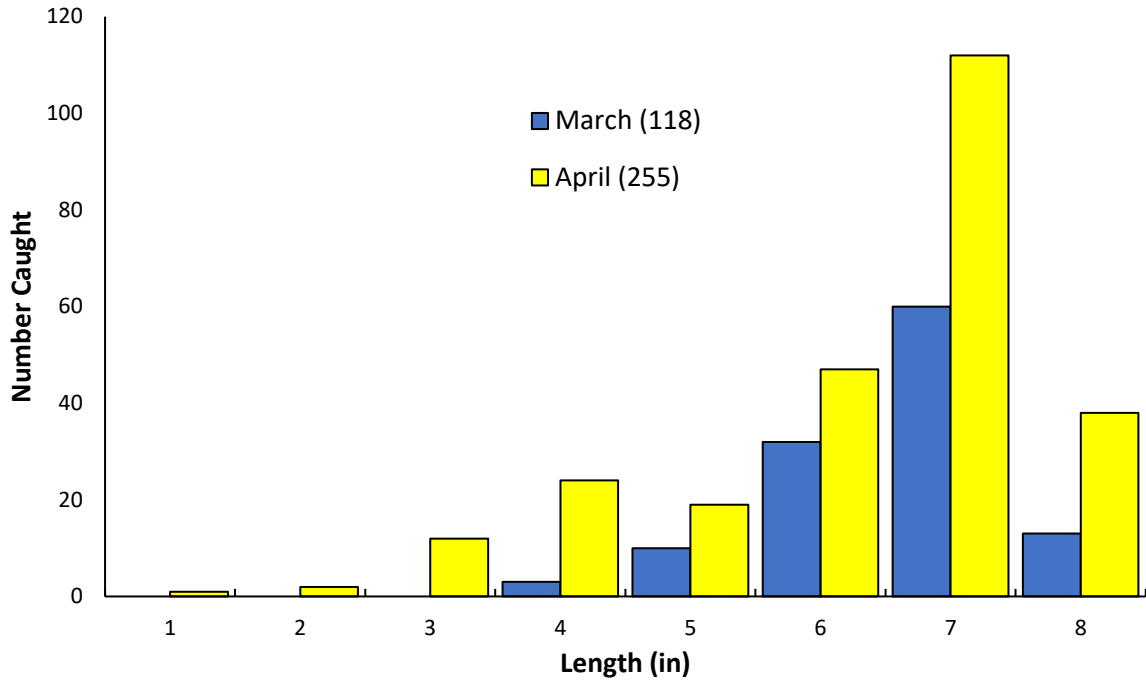


Figure 3. Length-frequency distribution of Bluegills from Lily Lake, March and April, 2025.

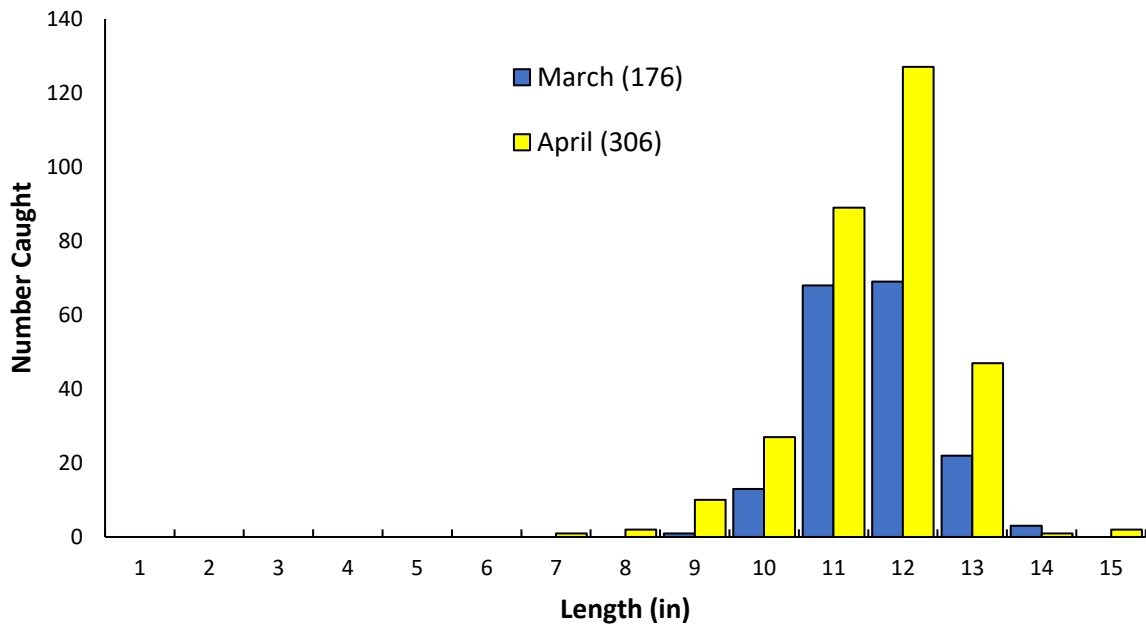


Figure 4. Length-frequency distribution of Brown and Yellow bullheads from Lily Lake, March and April, 2025.

Aaron Frey
Area 4 Fisheries Manager