

THE ADVENTURES OF ROCK & LOG



ExplorePAWaters.com
FishandBoat.com

Recursos
en español



BECOME A PARTNER

Watch the
Episode:



What's up! Hiiiiii!



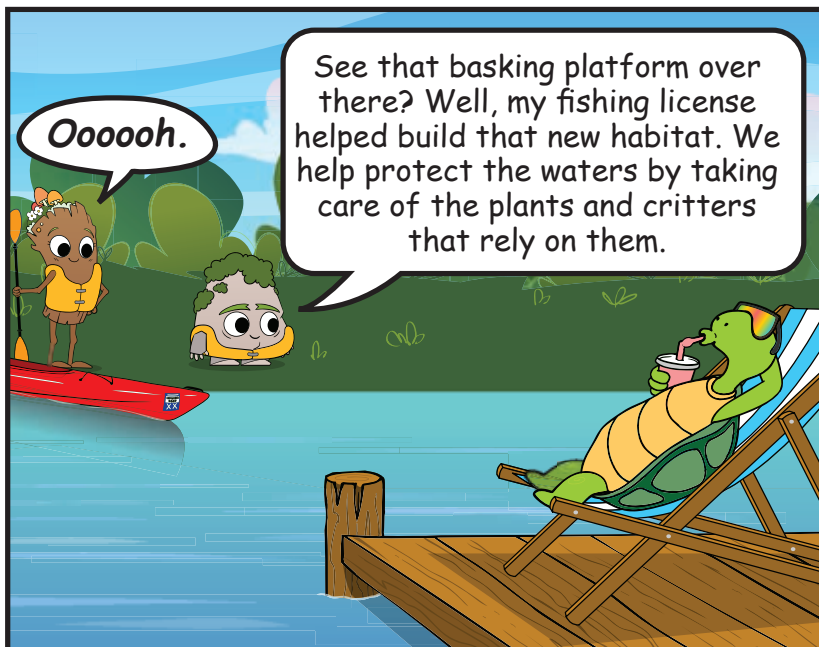
Did you know a fishing license gives back to our beautiful waterways? You too can help conserve the waterways by buying a fishing license, launch permit or boat registration. Your purchase...

- Helps build habitat structures
- Takes care of plants and critters
- Adds access to the water
- Builds docks, boat ramps and kayak launches for everyone



Ooooooh.

See that basking platform over there? Well, my fishing license helped build that new habitat. We help protect the waters by taking care of the plants and critters that rely on them.



*I love
them all
so much.*



There's no time to waste. Be the ultimate partner and keep the waters you love healthy.




Get Your
License Today:



THE SOUND OF SAFETY

Can't you just feel adventure in the air? Hopping in a kayak, canoe or paddleboard is a fun and inexpensive way to experience Pennsylvania's waterways. And, with 2,000 miles of water trails and hundreds of lakes to explore, finding a place to paddle is easy with the map on ExplorePAWaters.com.

On your next outdoor adventure, write your thoughts in the box to the right and draw a picture of what you see. Use a field guide to find out more or go to FishandBoat.com.



Journal Notes

Date: _____ Time: _____

Location: _____

Weather: _____

Thoughts/Observations: _____

WORD SCRAMBLE

Know the waters you plan to float before you go, and be aware of your surroundings on the water, especially if you encounter powerboats. Changes in weather can affect your trip. Unscramble the safety hazards listed below:

1. korcs _____

2. wol-daeh masd _____

3. trurecn _____

4. tlgnginhi _____

5. dab ewtahre _____

6. dclo tawre _____

7. dwni _____

8. btswoarepo _____

9. gol mjas _____

10. twihe treaw _____

THE SOUND OF SAFETY



THE SOUND OF SAFETY

Here are some ways to safely play along PA waterways. Fill in the missing letters.

1. W_____ a life jacket.
2. Have a b_____ buddy.
3. Check the w_____.
4. Have a f_____ p_____.
5. Carry a w_____ and flashlight.
6. Don't jump in the b_____.
7. Share the w_____. Be considerate of others.
8. Never go p_____ alone.

Answer Key: 1. Wear, 2. boating, 3. weather, 4. float plan, 5. whistle, 6. boat, 7. water, 8. paddling




Be safe. Let others know the details of your paddling trip by leaving a float plan. Complete the float plan provided by Rock for your next paddling adventure.

FLOAT PLAN

Complete this information before going boating and leave it with a reliable person. When you return, remember to contact that person.

- | | |
|--|---|
| 1. Contact Name: _____
Address: _____

Phone: _____
E-mail: _____ | 5. Leaving From: _____
Date: _____ Time: _____ |
| 2. Boat Type: _____
Color: _____
Length: _____
Registration Number: _____ | 6. Returning To: _____
Date: _____ Time: _____ |
| 3. Operator Name: _____
Phone: _____
Passenger Name: _____
Phone: _____
Passenger Name: _____
Phone: _____
Passenger Name: _____
Phone: _____ | 7. Stop 1: (Location) _____
(Time) _____
Stop 2: (Location) _____
(Time) _____ |
| 4. Automobile Make/Model: _____
Color: _____
License Plate Number: _____
Parked at: _____ | 8. Emergency Contact (if not returned by):
Date: _____ Time: _____
Name/Relationship: _____
Phone: _____ |



HOW TO PADDLE A KAYAK

How to
Paddle:

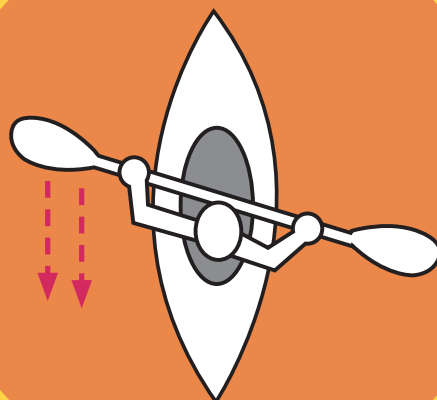


PADDLE HOLD



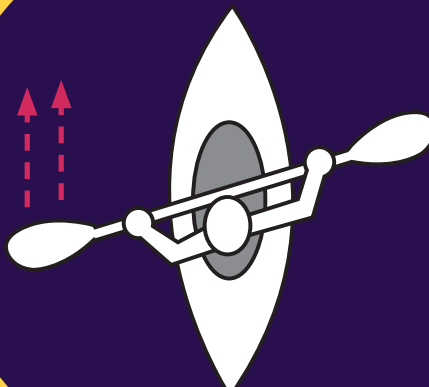
This is the proper way to hold
a kayak paddle.

FORWARD STROKE




Moves the
kayak forward.

REVERSE STROKE



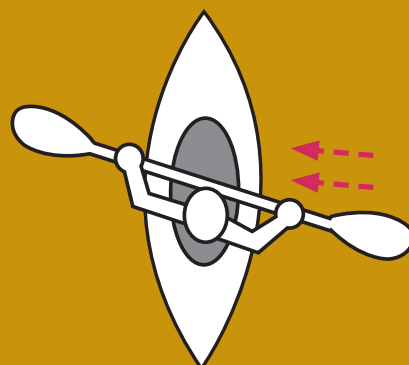
Moves the
kayak backwards.

SWEEP STROKE (Moving left shown)



Moves the kayak towards
the left or right depending
on the stroke side.

DRAW STROKE



Moves the kayak
sideways.

THE SOUND OF SAFETY

TYPES OF BOATS

Draw lines from the image of each type of boat to its name.



Kayak



Motorboat



Personal Watercraft



Stand-up Paddleboard



Canoe

Answers on Back Cover



WEAR IT
National Safe Boating Council
Pennsylvania



Discover More:





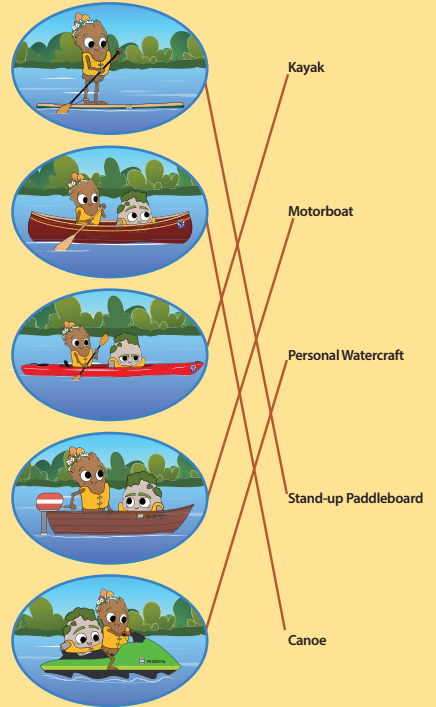
@PAFishandBoat #PAFishandBoat

Share photos of your fishing and boating adventures. Remember to wear a properly fitted life jacket if you're on the water. And, make sure it's fully zippered and buckled. Then, encourage your friends, family and classmates to submit their photos, too!

Submit Your Adventure:



"Types of Boats" Answers:



Draw a picture of your favorite outdoor adventure.

