

FINAL GENERAL FUND BUDGET

Fiscal Year 2025-2026

General Fund Budget Approval

Date of Adoption of the General Fund Budget: 05/08/2025

Oliver E. Grubbs

President of the Board - Original Signature Required

May 8, 2025

Date

Secretary of the Board - Original Signature Required

May 8, 2025

Date

Chief School Administrator - Original Signature Required

CHESTER HOLMES

(717) 492-1317

Extn :

Contact Person

Telephone

Extension

chester.holmes@donegalsd.org

Email Address



Donegal School District

Administrative Office
1051 Koser Road
Mount Joy, PA 17552
(717) 653-1447 FAX (717) 492-1350
www.donegalsd.org

Accelerated Budget Opt Out Resolution Certifying Tax Rate Within Inflation Index
(and No Need to Comply with Act 1 Accelerated Budget Procedures)
2025-2026 School Year

The purpose of this resolution is to allow the School District to follow normal budget procedures, and dispense with the more complicated, expensive, and accelerated Act 1 budget requirements. This option is available only to school districts that are certain the next year budget can be funded without increasing the real estate tax rate by more than the index (and therefore without seeking approval for any index limit exceptions). This resolution may be adopted after the preliminary budget is available, or the Board has sufficient information to be certain the budget can be funded by a tax increase within the index. For fiscal year 2025-2026, the resolution must be adopted no later than January 30, 2025.

Background. Act 1 § 311(a), 53 P.S. § 6926.311(a), requires an accelerated budget adoption timeline and procedure unless a school district, no later than 110 days before the primary election, adopts a resolution containing the certifications incorporated in this resolution. The deadline this year is January 30, 2025. After adoption of a resolution containing such certifications, § 311(d) authorizes a school district to comply with pre-Act 1 budget adoption rules as set forth in School Code § 687, 24 P.S. § 6-687. The School Board has reviewed the School District preliminary budget or has other information sufficient to make a determination that the budget for the next fiscal year can be funded based on maintaining current tax rates or increasing taxes by an amount less than or equal to the Act 1 index. In lieu of the Act 1 budget adoption timeline and procedure, the School Board wishes to make the required certifications and comply with pre-Act 1 budget adoption rules.

RESOLVED, that the Board of School Directors of Donegal School District, makes the following unconditional certifications:


1. The School District's various tax levies and other revenue sources will be sufficient to balance the School District final budget for the next fiscal year (2025-26) based on maintaining current tax rates or increasing tax rates by an amount less than or equal to the Act 1 index applicable to the School District as calculated by the Pennsylvania Department of Education. This conclusion is based on the School District preliminary budget or other information available to the School Board.

2. The applicable index for the next fiscal year is 5.1%, and the School Board will not for the next fiscal year increase the rate of its real estate tax, or any other tax for the support of public education, by an amount that exceeds the applicable index.

3. The School Board has to date, and in the future will comply with the rules set forth in School Code §687 for adoption of the School District proposed and final budgets for the next fiscal year.

4. The School Board understands that the School District will not be eligible to use Act 1 referendum exceptions for the next fiscal year.

ADOPTED by the School Board November 14, 2024.


_____, Board Secretary

[Per Act 1 §§ 311(d)(2)(ii) and (iii), the School District must, within 5 days after adoption of this resolution submit to PDE: (1) on a PDE prescribed form, information on any proposed tax increase – **Real Estate Tax Rate Report**; and (2) a copy of this resolution.]

FOR PUBLIC INSPECTION OF 2025-2026 PROPOSED BUDGET



24 PS 6-687(a)(1)

(03/2006)

School District Name : Donegal SD	County : Lancaster	AUN Number : 113362203
--------------------------------------	-----------------------	---------------------------

Section 687(a)(1) of the School Code requires the president of the board of school directors of each school district to certify to the Department of Education that the proposed budget was prepared, presented and will be made available for public inspection using the uniform form prepared and furnished by the Department of Education.

I hereby certify that the above information is accurate and complete.

SIGNATURE OF SCHOOL BOARD PRESIDENT 	DATE 
---	---

DUE DATE: IMMEDIATELY FOLLOWING
 ADOPTION OF PROPOSED
 FINAL GENERAL FUND BUDGET

<u>Val Number</u>	<u>Description</u>	<u>Justification</u>
8060	Ending Fund Balance Entry and Budgetary Reserve: If 5900 Budgetary Reserve is not equal to 0, a justification must be entered below.	Budgetary reserve for unexpected expenditures.
8080	Ending Fund Balance Entry and Budgetary Reserve: If 0850 Estimated Ending Unassigned Fund Balance is not equal to 0, a justification must be entered below.	Budgetary reserve for unexpected expenditures. Additional adequacy funding may not be received. Adds capacity to spend that money if we receive the funding.
8150	Ending Fund Balance Entry and Budgetary Reserve: If 0830 Committed Fund Balance is not equal to 0, a justification must be entered below.	Good financial practice to have a reserve to cover unexpected expenses.
8160	Ending Fund Balance Entry and Budgetary Reserve: If 0840 Assigned Fund Balance is not equal to 0, a justification must be entered below.	The Board has committed funding to special initiatives and one time expenditures so that they do not have to raise taxes to cover these future expenses.

<u>ITEM</u>	<u>AMOUNTS</u>
Estimated Beginning Unreserved Fund Balance Available for Appropriation and Reserves Scheduled For Liquidation During The Fiscal Year	
0810 Nonspendable Fund Balance	18,507
0820 Restricted Fund Balance	
0830 Committed Fund Balance	10,095,000
0840 Assigned Fund Balance	3,710,000
0850 Unassigned Fund Balance	4,973,622
Total Estimated Beginning Unreserved Fund Balance Available for Appropriation and Reserves Scheduled For Liquidation During The Fiscal Year	<u>\$18,778,622</u>
Estimated Revenues And Other Financing Sources	
6000 Revenue from Local Sources	38,938,114
7000 Revenue from State Sources	21,267,590
8000 Revenue from Federal Sources	1,933,800
9000 Other Financing Sources	
Total Estimated Revenues And Other Financing Sources	<u>\$62,139,504</u>
Total Estimated Fund Balance, Revenues, and Other Financing Sources Available for Appropriation	<u>\$80,918,126</u>

Amount

REVENUE FROM LOCAL SOURCES

6111 Current Real Estate Taxes	31,929,283
6112 Interim Real Estate Taxes	100,000
6113 Public Utility Realty Taxes	32,000
6140 Current Act 511 Taxes - Flat Rate Assessments	39,105
6150 Current Act 511 Taxes - Proportional Assessments	4,567,755
6400 Delinquencies on Taxes Levied / Assessed by the LEA	373,471
6500 Earnings on Investments	975,000
6700 Revenues from LEA Activities	45,000
6800 Revenues from Intermediary Sources / Pass-Through Funds	691,500
6910 Rentals	15,000
6940 Tuition from Patrons	25,000
6990 Refunds and Other Miscellaneous Revenue	145,000

REVENUE FROM LOCAL SOURCES \$38,938,114

REVENUE FROM STATE SOURCES

7111 Basic Education Funding-Formula	9,518,811
7160 Tuition for Orphans Subsidy	50,000
7271 Special Education funds for School-Aged Pupils	2,101,461
7311 Pupil Transportation Subsidy	980,000
7312 Nonpublic and Charter School Pupil Transportation Subsidy	46,000
7320 Rental and Sinking Fund Payments / Building Reimbursement Subsidy	675,245
7330 Health Services (Medical, Dental, Nurse, Act 25)	55,000
7340 State Property Tax Reduction Allocation	1,165,929
7360 Safe Schools	175,751
7505 Ready to Learn Block Grant	1,377,902
7810 State Share of Social Security and Medicare Taxes	935,000
7820 State Share of Retirement Contributions	4,030,500
7900 Revenue for Technology	155,991

REVENUE FROM STATE SOURCES \$21,267,590

REVENUE FROM FEDERAL SOURCES

8514 Title I - Improving the Academic Achievement of the Disadvantaged	500,000
8515 Title II - Preparing, Training, and Recruiting High Quality Teachers and Principals	71,000
8517 Title IV - 21st Century Schools	40,000
8732 ARRA - Qualified School Construction Bonds (QSCB)	1,060,000
8810 School-Based Access Medicaid Reimbursement Program (SBAP) Reimbursements (Access)	250,800

Amount

REVENUE FROM FEDERAL SOURCES

8820 Medical Assistance Reimbursement for Administrative Claiming (Quarterly) Program	12,000
--	--------

REVENUE FROM FEDERAL SOURCES	\$1,933,800
-------------------------------------	--------------------

TOTAL ESTIMATED REVENUES AND OTHER SOURCES	62,139,504
---	-------------------

Act 1 Index (current): 5.1%

Calculation Method:

Rate

Approx. Tax Revenue from RE Taxes:	\$31,929,283
Amount of Tax Relief for Homestead Exclusions	<u>\$1,165,929</u>
Total Approx. Tax Revenue:	\$33,095,212
Approx. Tax Levy for Tax Rate Calculation:	\$34,116,685

Lancaster

Total

2024-25 Data		
a. Assessed Value	\$1,676,868,100	\$1,676,868,100
b. Real Estate Mills	19.5674	
I. 2025-26 Data		
c. 2023 STEB Market Value	\$1,687,242,580	\$1,687,242,580
d. Assessed Value	\$1,685,407,100	\$1,685,407,100
e. Assessed Value of New Constr/ Renov	\$0	\$0
2024-25 Calculations		
f. 2024-25 Tax Levy	\$32,811,949	\$32,811,949
(a * b)		
2025-26 Calculations		
g. Percent of Total Market Value	100.00000%	100.00000%
h. Rebalanced 2024-25 Tax Levy	\$32,811,949	\$32,811,949
(f Total * g)		
i. Base Mills Subject to Index	19.5674	
(h / a * 1000) if no reassessment		
(h / (d-e) * 1000) if reassessment		
Calculation of Tax Rates and Levies Generated		
j. Weighted Avg. Collection Percentage	96.90000%	96.90000%
k. Tax Levy Needed	\$34,116,685	\$34,116,685
(Approx. Tax Levy * g)		
I. 2025-26 Real Estate Tax Rate	20.2424	
(k / d * 1000)		
III. m. Tax Levy Generated by Mills	\$34,116,685	\$34,116,685
(l / 1000 * d)		
n. Tax Levy minus Tax Relief for Homestead Exclusions		\$32,950,756
(m - Amount of Tax Relief for Homestead Exclusions)		
o. Net Tax Revenue Generated By Mills		\$31,929,283
(n * Est. Pct. Collection)		

Act 1 Index (current): 5.1%

Calculation Method:	Rate	
Approx. Tax Revenue from RE Taxes:	\$31,929,283	
Amount of Tax Relief for Homestead Exclusions	<u>\$1,165,929</u>	
Total Approx. Tax Revenue:	\$33,095,212	
Approx. Tax Levy for Tax Rate Calculation:	\$34,116,685	
	Lancaster	Total

Index Maximums		
p. Maximum Mills Based On Index (i * (1 + Index))	20.5653	
q. Mills In Excess of Index (if (l > p), (l - p))	0.0000	
r. Maximum Tax Levy Based On Index (p / 1000 * d)	\$34,660,903	\$34,660,903
IV. s. Millage Rate within Index? (If l > p Then No)	Yes	
t. Tax Levy In Excess of Index (if (m > r), (m - r))	\$0	\$0
u. Tax Revenue In Excess of Index (t * Est. Pct. Collection)	\$0	\$0

Information Related to Property Tax Relief		
V. Assessed Value Exclusion per Homestead	\$11,841.00	
Number of Homestead/Farmstead Properties	4885	4885
Median Assessed Value of Homestead Properties		\$165,600

Act 1 Index (current): 5.1%

Calculation Method:	Rate
Approx. Tax Revenue from RE Taxes:	\$31,929,283
Amount of Tax Relief for Homestead Exclusions	<u>\$1,165,929</u>
Total Approx. Tax Revenue:	\$33,095,212
Approx. Tax Levy for Tax Rate Calculation:	\$34,116,685

Lancaster	Total
------------------	--------------

State Property Tax Reduction Allocation used for: Homestead Exclusions	\$1,165,929	Lowering RE Tax Rate	\$0	\$1,165,929
Prior Year State Property Tax Reduction Allocation used for: Homestead Exclusions	\$0			\$0
Amount of Tax Relief from State/Local Sources				\$1,165,929

CODE

6111 Current Real Estate Taxes

<u>County Name</u>	<u>Taxable Assessed Value</u>	<u>Real Estate Mills</u>	<u>Tax Levy Generated by Mills</u>	<u>Amount of Tax Relief for Homestead Exclusions</u>	<u>Tax Levy Minus Homestead Exclusions</u>	<u>Percent Collected</u>	<u>Net Tax Revenue Generated By Mills</u>
Lancaster	1,685,407,100	20.2424	34,116,685			96.90000%	
Totals:	1,685,407,100		34,116,685	1,165,929 =	32,950,756 X	96.90000% =	31,929,283

	<u>Rate</u>		<u>Estimated Revenue</u>
6120 <u>Current Per Capita Taxes, Section 679</u>	\$0.00		0
6140 <u>Current Act 511 Taxes – Flat Rate Assessments</u>	<u>Rate</u>	<u>Add'l Rate (if appl.)</u>	<u>Tax Levy</u>
6141 Current Act 511 Per Capita Taxes	\$0.00	\$0.00	0
6142 Current Act 511 Occupation Taxes – Flat Rate	\$0.00	\$0.00	0
6143 Current Act 511 Local Services Taxes	\$5.00	\$0.00	39,105
6144 Current Act 511 Trailer Taxes	\$0.00	\$0.00	0
6145 Current Act 511 Business Privilege Taxes – Flat Rate	\$0.00	\$0.00	0
6146 Current Act 511 Mechanical Device Taxes – Flat Rate	\$0.00	\$0.00	0
6149 Current Act 511 Taxes, Other Flat Rate Assessments	\$0.00	\$0.00	0

Total Current Act 511 Taxes – Flat Rate Assessments 39,105 39,105

	<u>Rate</u>	<u>Add'l Rate (if appl.)</u>	<u>Tax Levy</u>	<u>Estimated Revenue</u>
6150 <u>Current Act 511 Taxes – Proportional Assessments</u>				
6151 Current Act 511 Earned Income Taxes	0.500%	0.000%	3,914,712	3,914,712
6152 Current Act 511 Occupation Taxes	0.000	0.000	0	0
6153 Current Act 511 Real Estate Transfer Taxes	0.500%	0.000%	653,043	653,043
6154 Current Act 511 Amusement Taxes	0.000%	0.000%	0	0
6155 Current Act 511 Business Privilege Taxes	0.000	0.000	0	0
6156 Current Act 511 Mechanical Device Taxes – Percentage	0.000%	0.000%	0	0
6157 Current Act 511 Mercantile Taxes	0.000	0.000	0	0
6159 Current Act 511 Taxes, Other Proportional Assessments	0	0	0	0

Total Current Act 511 Taxes – Proportional Assessments 4,567,755 4,567,755

Total Act 511, Current Taxes 4,606,860

Act 511 Tax Limit -->	1,687,242,580 X	12	20,246,911
	Market Value	Mills	(511 Limit)

Tax Function	Description	Tax Rate Charged in:		Percent Change in Rate	Less than or equal to Index	Index	Additional Tax Rate Charged in:		Percent Change in Rate	Less than or equal to Index
		2024-25 (Rebalanced)	2025-26				2024-25 (Rebalanced)	2025-26		
6111	<u>Current Real Estate Taxes</u> Lancaster	19.5674	20.2424	3.45%	Yes	5.1%				
	<u>Current Act 511 Taxes – Flat Rate Assessments</u>									
6143	Current Act 511 Local Services Taxes <u>Current Act 511 Taxes – Proportional Assessments</u>	\$5.00	\$5.00	0.00%	Yes	5.1%				
6151	Current Act 511 Earned Income Taxes	0.500%	0.500%	0.00%	Yes	5.1%				
6153	Current Act 511 Real Estate Transfer Taxes	0.500%	0.500%	0.00%	Yes	5.1%				

<u>Description</u>	<u>Amount</u>
1000 Instruction	
1100 Regular Programs - Elementary / Secondary	26,070,454
1200 Special Programs - Elementary / Secondary	11,193,475
1300 Vocational Education	890,000
1500 Nonpublic School Programs	26,725
Total Instruction	\$38,180,654
2000 Support Services	
2100 Support Services - Students	2,635,228
2200 Support Services - Instructional Staff	1,821,520
2300 Support Services - Administration	3,582,731
2400 Support Services - Pupil Health	767,278
2500 Support Services - Business	710,919
2600 Operation and Maintenance of Plant Services	5,020,024
2700 Student Transportation Services	3,562,340
2800 Support Services - Central	823,360
2900 Other Support Services	20,200
Total Support Services	\$18,943,600
3000 Operation of Non-Instructional Services	
3200 Student Activities	1,291,727
Total Operation of Non-Instructional Services	\$1,291,727
5000 Other Expenditures and Financing Uses	
5100 Debt Service / Other Expenditures and Financing Uses	5,655,407
5900 Budgetary Reserve	660,000
Total Other Expenditures and Financing Uses	\$6,315,407
Total Estimated Expenditures and Other Financing Uses	\$64,731,388

<u>Description</u>	<u>Amount</u>
1000 Instruction	
1100 <u>Regular Programs - Elementary / Secondary</u>	
100 Personnel Services - Salaries	14,617,573
200 Personnel Services - Employee Benefits	8,463,389
300 Purchased Professional and Technical Services	775,800
400 Purchased Property Services	124,340
500 Other Purchased Services	1,046,350
600 Supplies	802,113
700 Property	238,889
800 Other Objects	2,000
Total Regular Programs - Elementary / Secondary	\$26,070,454
1200 <u>Special Programs - Elementary / Secondary</u>	
100 Personnel Services - Salaries	2,797,539
200 Personnel Services - Employee Benefits	1,698,386
300 Purchased Professional and Technical Services	5,616,500
500 Other Purchased Services	969,500
600 Supplies	105,500
800 Other Objects	6,050
Total Special Programs - Elementary / Secondary	\$11,193,475
1300 <u>Vocational Education</u>	
500 Other Purchased Services	890,000
Total Vocational Education	\$890,000
1500 <u>Nonpublic School Programs</u>	
300 Purchased Professional and Technical Services	26,725
Total Nonpublic School Programs	\$26,725
Total Instruction	\$38,180,654
2000 Support Services	
2100 <u>Support Services - Students</u>	
100 Personnel Services - Salaries	1,533,192
200 Personnel Services - Employee Benefits	930,801
300 Purchased Professional and Technical Services	75,600
500 Other Purchased Services	1,400
600 Supplies	88,785
800 Other Objects	5,450
Total Support Services - Students	\$2,635,228
2200 <u>Support Services - Instructional Staff</u>	
100 Personnel Services - Salaries	928,179
200 Personnel Services - Employee Benefits	563,497
300 Purchased Professional and Technical Services	263,350
500 Other Purchased Services	9,500
600 Supplies	55,494
800 Other Objects	1,500
Total Support Services - Instructional Staff	\$1,821,520

2025-2026 Final General Fund Budget

LEA : 113362203 Donegal SD

Printed 6/16/2025 8:30:30 AM

<u>Description</u>	<u>Amount</u>
2300 <u>Support Services - Administration</u>	
100 Personnel Services - Salaries	2,091,582
200 Personnel Services - Employee Benefits	1,269,799
300 Purchased Professional and Technical Services	137,800
500 Other Purchased Services	30,200
600 Supplies	21,000
800 Other Objects	32,350
Total Support Services - Administration	\$3,582,731
2400 <u>Support Services - Pupil Health</u>	
100 Personnel Services - Salaries	448,024
200 Personnel Services - Employee Benefits	271,995
300 Purchased Professional and Technical Services	13,600
400 Purchased Property Services	6,259
600 Supplies	27,400
Total Support Services - Pupil Health	\$767,278
2500 <u>Support Services - Business</u>	
100 Personnel Services - Salaries	366,448
200 Personnel Services - Employee Benefits	222,471
300 Purchased Professional and Technical Services	8,500
400 Purchased Property Services	2,300
500 Other Purchased Services	39,700
600 Supplies	65,500
800 Other Objects	6,000
Total Support Services - Business	\$710,919
2600 <u>Operation and Maintenance of Plant Services</u>	
100 Personnel Services - Salaries	1,260,839
200 Personnel Services - Employee Benefits	765,455
300 Purchased Professional and Technical Services	906,745
400 Purchased Property Services	552,300
500 Other Purchased Services	397,200
600 Supplies	1,057,110
700 Property	64,250
800 Other Objects	16,125
Total Operation and Maintenance of Plant Services	\$5,020,024
2700 <u>Student Transportation Services</u>	
100 Personnel Services - Salaries	58,219
200 Personnel Services - Employee Benefits	35,345
300 Purchased Professional and Technical Services	177,020
500 Other Purchased Services	3,283,631
600 Supplies	8,000
800 Other Objects	125
Total Student Transportation Services	\$3,562,340
2800 <u>Support Services - Central</u>	
100 Personnel Services - Salaries	358,981
200 Personnel Services - Employee Benefits	217,937

LEA : 113362203 Donegal SD

Printed 6/16/2025 8:30:30 AM

<u>Description</u>	<u>Amount</u>
300 Purchased Professional and Technical Services	122,570
500 Other Purchased Services	2,800
600 Supplies	114,072
800 Other Objects	7,000
Total Support Services - Central	\$823,360
2900 Other Support Services	
500 Other Purchased Services	20,200
Total Other Support Services	\$20,200
Total Support Services	\$18,943,600
3000 Operation of Non-Instructional Services	
3200 Student Activities	
100 Personnel Services - Salaries	509,657
200 Personnel Services - Employee Benefits	309,413
300 Purchased Professional and Technical Services	101,334
400 Purchased Property Services	55,800
500 Other Purchased Services	121,247
600 Supplies	126,406
700 Property	33,000
800 Other Objects	34,870
Total Student Activities	\$1,291,727
Total Operation of Non-Instructional Services	\$1,291,727
5000 Other Expenditures and Financing Uses	
5100 Debt Service / Other Expenditures and Financing Uses	
800 Other Objects	1,303,209
900 Other Uses of Funds	4,352,198
Total Debt Service / Other Expenditures and Financing Uses	\$5,655,407
5900 Budgetary Reserve	
800 Other Objects	660,000
Total Budgetary Reserve	\$660,000
Total Other Expenditures and Financing Uses	\$6,315,407
TOTAL EXPENDITURES	\$64,731,388

Cash and Short-Term Investments

06/30/2025 Estimate

06/30/2026 Projection

General Fund	17,500,000	16,750,000
Public Purpose (Expendable) Trust Fund		
Other Comptroller-Approved Special Revenue Funds		
Athletic / School-Sponsored Extra Curricular Activities Fund		
Capital Reserve Fund - § 690, §1850		
Capital Reserve Fund - § 1431	8,500,000	8,500,000
Other Capital Projects Fund		
Debt Service Fund	1,316,500	1,350,000
Food Service / Cafeteria Operations Fund	1,110,500	1,150,000
Child Care Operations Fund		
Other Enterprise Funds		
Internal Service Fund		
Private Purpose Trust Fund		
Investment Trust Fund		
Pension Trust Fund		
Activity Fund		
Other Agency Fund		
Permanent Fund		
Total Cash and Short-Term Investments	\$28,427,000	\$27,750,000

Long-Term Investments

06/30/2025 Estimate

06/30/2026 Projection

General Fund	2,000,000	2,200,000
Public Purpose (Expendable) Trust Fund		
Other Comptroller-Approved Special Revenue Funds		
Athletic / School-Sponsored Extra Curricular Activities Fund		
Capital Reserve Fund - § 690, §1850		
Capital Reserve Fund - § 1431	2,700,000	2,850,000
Other Capital Projects Fund		
Debt Service Fund		
Food Service / Cafeteria Operations Fund		
Child Care Operations Fund		
Other Enterprise Funds		
Internal Service Fund		
Private Purpose Trust Fund		
Investment Trust Fund		
Pension Trust Fund		
Activity Fund		
Other Agency Fund		

Long-Term Investments

06/30/2025 Estimate

06/30/2026 Projection

Permanent Fund

Total Long-Term Investments	\$4,700,000	\$5,050,000
TOTAL CASH AND INVESTMENTS	\$33,127,000	\$32,800,000

Long-Term Indebtedness

06/30/2025 Estimate

06/30/2026 Projection

General Fund		
0510 Bonds Payable	19,882,893	10,992,030
0520 Extended-Term Financing Agreements Payable		
0530 Lease and Other Right-To-Use Obligations		
0540 Accumulated Compensated Absences		
0550 Authority Lease Obligations		
0560 Other Post-Employment Benefits (OPEB)		
0599 Other Noncurrent Liabilities		
Total General Fund	\$19,882,893	\$10,992,030

Public Purpose (Expendable) Trust Fund		
0510 Bonds Payable		
0520 Extended-Term Financing Agreements Payable		
0530 Lease and Other Right-To-Use Obligations		
0540 Accumulated Compensated Absences		
0550 Authority Lease Obligations		
0560 Other Post-Employment Benefits (OPEB)		
0599 Other Noncurrent Liabilities		
Total Public Purpose (Expendable) Trust Fund		

Other Comptroller-Approved Special Revenue Funds		
0510 Bonds Payable		
0520 Extended-Term Financing Agreements Payable		
0530 Lease and Other Right-To-Use Obligations		
0540 Accumulated Compensated Absences		
0550 Authority Lease Obligations		
0560 Other Post-Employment Benefits (OPEB)		
0599 Other Noncurrent Liabilities		
Total Other Comptroller-Approved Special Revenue Funds		

Athletic / School-Sponsored Extra Curricular Activities Fund		
0510 Bonds Payable		
0520 Extended-Term Financing Agreements Payable		
0530 Lease and Other Right-To-Use Obligations		
0540 Accumulated Compensated Absences		
0550 Authority Lease Obligations		
0560 Other Post-Employment Benefits (OPEB)		
0599 Other Noncurrent Liabilities		
Total Athletic / School-Sponsored Extra Curricular Activities Fund		

Long-Term Indebtedness

06/30/2025 Estimate

06/30/2026 Projection

Capital Reserve Fund - \$ 690, \$1850

- 0510 Bonds Payable
- 0520 Extended-Term Financing Agreements Payable
- 0530 Lease and Other Right-To-Use Obligations

- 0540 Accumulated Compensated Absences
- 0550 Authority Lease Obligations
- 0560 Other Post-Employment Benefits (OPEB)
- 0599 Other Noncurrent Liabilities

Total Capital Reserve Fund - \$ 690, \$1850

Capital Reserve Fund - \$ 1431

- 0510 Bonds Payable
- 0520 Extended-Term Financing Agreements Payable
- 0530 Lease and Other Right-To-Use Obligations

- 0540 Accumulated Compensated Absences
- 0550 Authority Lease Obligations
- 0560 Other Post-Employment Benefits (OPEB)
- 0599 Other Noncurrent Liabilities

Total Capital Reserve Fund - \$ 1431

Other Capital Projects Fund

- 0510 Bonds Payable
- 0520 Extended-Term Financing Agreements Payable
- 0530 Lease and Other Right-To-Use Obligations

- 0540 Accumulated Compensated Absences
- 0550 Authority Lease Obligations
- 0560 Other Post-Employment Benefits (OPEB)
- 0599 Other Noncurrent Liabilities

Total Other Capital Projects Fund

Debt Service Fund

- 0510 Bonds Payable
- 0520 Extended-Term Financing Agreements Payable
- 0530 Lease and Other Right-To-Use Obligations

- 0540 Accumulated Compensated Absences
- 0550 Authority Lease Obligations
- 0560 Other Post-Employment Benefits (OPEB)
- 0599 Other Noncurrent Liabilities

Total Debt Service Fund

Long-Term Indebtedness

06/30/2025 Estimate

06/30/2026 Projection

Food Service / Cafeteria Operations Fund

- 0510 Bonds Payable
- 0520 Extended-Term Financing Agreements Payable
- 0530 Lease and Other Right-To-Use Obligations

- 0540 Accumulated Compensated Absences
- 0550 Authority Lease Obligations
- 0560 Other Post-Employment Benefits (OPEB)
- 0599 Other Noncurrent Liabilities

Total Food Service / Cafeteria Operations Fund

Child Care Operations Fund

- 0510 Bonds Payable
- 0520 Extended-Term Financing Agreements Payable
- 0530 Lease and Other Right-To-Use Obligations

- 0540 Accumulated Compensated Absences
- 0550 Authority Lease Obligations
- 0560 Other Post-Employment Benefits (OPEB)
- 0599 Other Noncurrent Liabilities

Total Child Care Operations Fund

Other Enterprise Funds

- 0510 Bonds Payable
- 0520 Extended-Term Financing Agreements Payable
- 0530 Lease and Other Right-To-Use Obligations

- 0540 Accumulated Compensated Absences
- 0550 Authority Lease Obligations
- 0560 Other Post-Employment Benefits (OPEB)
- 0599 Other Noncurrent Liabilities

Total Other Enterprise Funds

Internal Service Fund

- 0510 Bonds Payable
- 0520 Extended-Term Financing Agreements Payable
- 0530 Lease and Other Right-To-Use Obligations

- 0540 Accumulated Compensated Absences
- 0550 Authority Lease Obligations
- 0560 Other Post-Employment Benefits (OPEB)
- 0599 Other Noncurrent Liabilities

Total Internal Service Fund

Long-Term Indebtedness

06/30/2025 Estimate

06/30/2026 Projection

Private Purpose Trust Fund

- 0510 Bonds Payable
- 0520 Extended-Term Financing Agreements Payable
- 0530 Lease and Other Right-To-Use Obligations

- 0540 Accumulated Compensated Absences
- 0550 Authority Lease Obligations
- 0560 Other Post-Employment Benefits (OPEB)
- 0599 Other Noncurrent Liabilities

Total Private Purpose Trust Fund

Investment Trust Fund

- 0510 Bonds Payable
- 0520 Extended-Term Financing Agreements Payable
- 0530 Lease and Other Right-To-Use Obligations

- 0540 Accumulated Compensated Absences
- 0550 Authority Lease Obligations
- 0560 Other Post-Employment Benefits (OPEB)
- 0599 Other Noncurrent Liabilities

Total Investment Trust Fund

Pension Trust Fund

- 0510 Bonds Payable
- 0520 Extended-Term Financing Agreements Payable
- 0530 Lease and Other Right-To-Use Obligations

- 0540 Accumulated Compensated Absences
- 0550 Authority Lease Obligations
- 0560 Other Post-Employment Benefits (OPEB)
- 0599 Other Noncurrent Liabilities

Total Pension Trust Fund

Activity Fund

- 0510 Bonds Payable
- 0520 Extended-Term Financing Agreements Payable
- 0530 Lease and Other Right-To-Use Obligations

- 0540 Accumulated Compensated Absences
- 0550 Authority Lease Obligations
- 0560 Other Post-Employment Benefits (OPEB)
- 0599 Other Noncurrent Liabilities

Total Activity Fund

Long-Term Indebtedness

06/30/2025 Estimate

06/30/2026 Projection

Other Agency Fund

- 0510 Bonds Payable
- 0520 Extended-Term Financing Agreements Payable
- 0530 Lease and Other Right-To-Use Obligations

- 0540 Accumulated Compensated Absences
- 0550 Authority Lease Obligations
- 0560 Other Post-Employment Benefits (OPEB)
- 0599 Other Noncurrent Liabilities

Total Other Agency Fund

Permanent Fund

- 0510 Bonds Payable
- 0520 Extended-Term Financing Agreements Payable
- 0530 Lease and Other Right-To-Use Obligations

- 0540 Accumulated Compensated Absences
- 0550 Authority Lease Obligations
- 0560 Other Post-Employment Benefits (OPEB)
- 0599 Other Noncurrent Liabilities

Total Permanent Fund

Total Long-Term Indebtedness

\$19,882,893

\$10,992,030

Short-Term Payables

06/30/2025 Estimate

06/30/2026 Projection

General Fund	4,531,571	4,526,561
Public Purpose (Expendable) Trust Fund		
Other Comptroller-Approved Special Revenue Funds		
Athletic / School-Sponsored Extra Curricular Activities Fund		
Capital Reserve Fund - § 690, §1850		
Capital Reserve Fund - § 1431		
Other Capital Projects Fund		
Debt Service Fund		
Food Service / Cafeteria Operations Fund		
Child Care Operations Fund		
Other Enterprise Funds		
Internal Service Fund		
Private Purpose Trust Fund		
Investment Trust Fund		
Pension Trust Fund		
Activity Fund		
Other Agency Fund		
Permanent Fund		
Total Short-Term Payables	\$4,531,571	\$4,526,561
TOTAL INDEBTEDNESS	\$24,414,464	\$15,518,591

Account Description	Amounts
0810 Nonspendable Fund Balance	18,507
0820 Restricted Fund Balance	
0830 Committed Fund Balance	10,095,000
0840 Assigned Fund Balance	3,710,000
0850 Unassigned Fund Balance	2,381,738
Total Ending Fund Balance - Committed, Assigned, and Unassigned	\$16,186,738
5900 Budgetary Reserve	660,000
Total Estimated Ending Committed, Assigned, and Unassigned Fund Balance and Budgetary Reserve	\$16,865,245