


PENNSYLVANIA FIREFLY STUDENT PROGRESS INDICATORS REPORT INTERPRETATION GUIDE



The Pennsylvania Firefly Student Progress Indicators (PA Firefly) is a new component of Pennsylvania's assessment system designed to help schools and teachers support student learning throughout the school year. PA Firefly is aligned to Pennsylvania standards and is designed to signal a student's readiness for the end-of-year PSSA or end-of-course Keystone Exams. The Student Report displays how a student performed on each Firefly test and is one component of the reporting system available to schools. This interpretation guide helps explain the scores on your student's report.

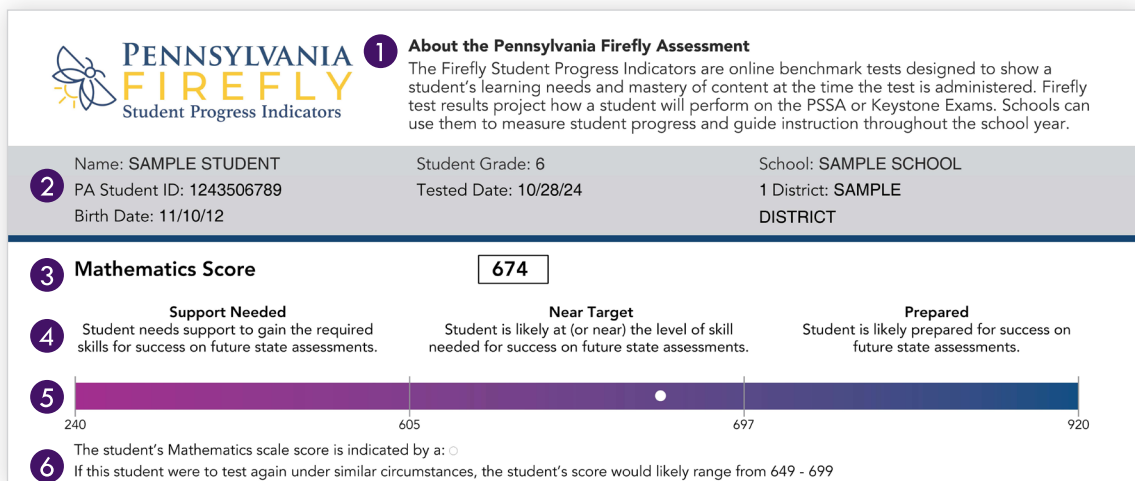
DESCRIPTIONS OF THE TOP PORTION OF THE STUDENT REPORT

1 ABOUT THE ASSESSMENT

This section provides a brief summary of the Pennsylvania Firefly Student Progress Indicators.

2 STUDENT INFORMATION

This section identifies the student's name, state ID, date of birth, grade, most recent date of testing, school, and district.



3 CONTENT AREA AND TEST RESULT

This is the course or subject matter covered on the Firefly assessment and your student's score on the test.

4 PERFORMANCE LEVELS

These are brief descriptions of the PA Firefly Performance Levels. Student performance on the Firefly falls into three Performance Levels: Support Needed, Near Target, or Prepared.

5 PERFORMANCE LEVEL ON THE TEST

The dot on the shaded bar indicates the Performance Level into which your student's score falls.

6 STANDARD ERROR OF MEASUREMENT

The lines extending out from the dot reflect the standard error of measurement (SEM) for your student's Firefly score. Specifically, the SEM provides reasonable bounds for the range of scores your student might receive if an equivalent version of the test were administered without additional instruction.

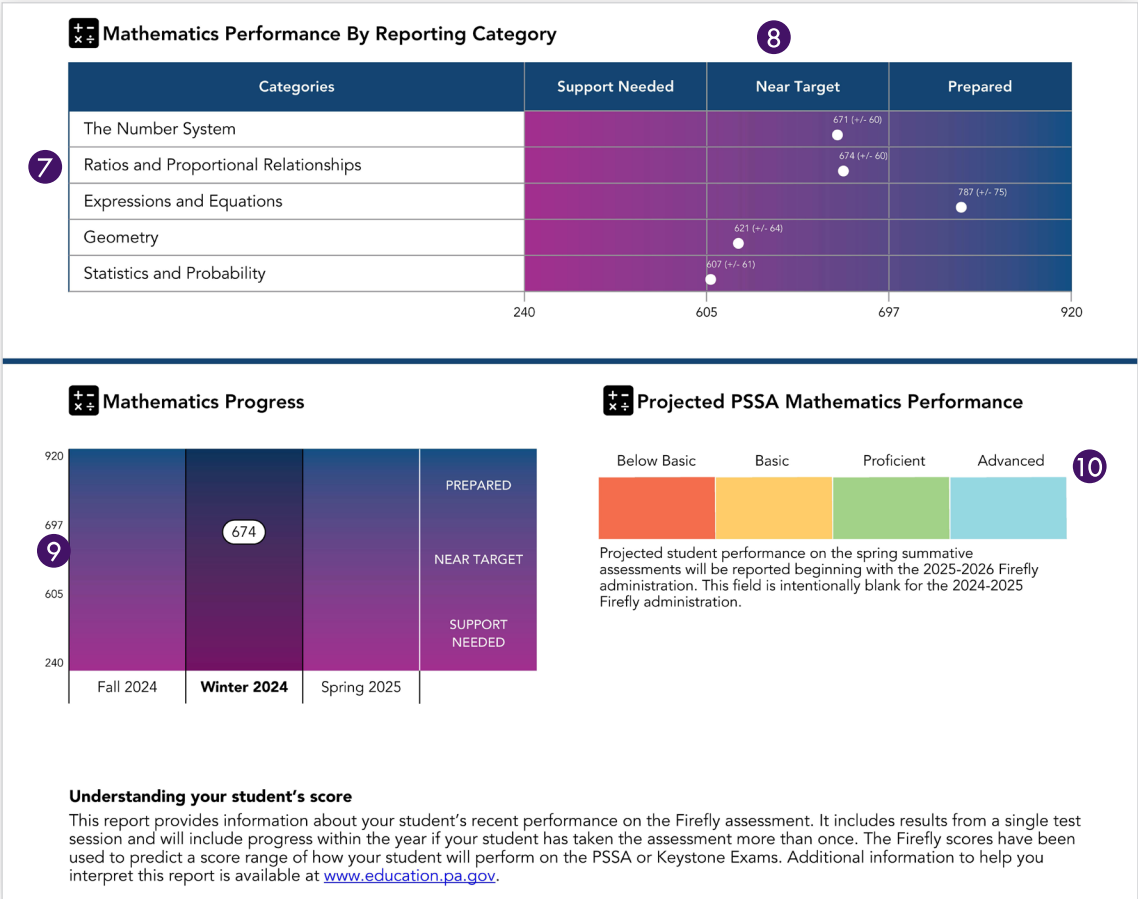
DESCRIPTIONS OF THE BOTTOM PORTION OF THE STUDENT REPORT

7 REPORTING CATEGORIES

These are the specific Reporting Categories (sub-scores) that apply to the subject matter of the Firefly assessment.

8 PERFORMANCE BY REPORTING CATEGORY

The dots on the shaded bars indicate your student's Performance Level and score, as well as the SEM for that score, in each Reporting Category.



9 PROGRESS

This section provides your student's score for each Firefly test taken within the same school year, if applicable, by season. (The seasons are defined by specific date ranges within each school year.) The table allows you to track your student's progress toward the "Prepared" Performance Level.

10 PROJECTIONS

Beginning with the 2025-2026 Firefly tests, this section will provide a prediction of how your student is likely to perform on the corresponding end-of-year PSSA or end-of-course Keystone Exam based on the most recent Firefly performance. Your student's prediction is translated into a probable score range that falls across the four Performance Levels of the PSSA and Keystone Exams: Below Basic, Basic, Proficient, Advanced.

NOTE: Other factors or experiences in your student's education prior to or during the summative tests could positively or negatively influence the predicted performance.

