



**THE ADMINISTRATION OF
VOTER REGISTRATION IN
PENNSYLVANIA**

2017 REPORT TO THE GENERAL ASSEMBLY

PENNSYLVANIA DEPARTMENT OF STATE

JUNE 2018

**Tom Wolf
Governor**

**Robert Torres
Acting Secretary of the Commonwealth**



COMMONWEALTH OF PENNSYLVANIA
DEPARTMENT OF STATE

June 30, 2018

Dear Members of the General Assembly:

As Acting Secretary of the Commonwealth, I am pleased to report to you on the administration of voter registration in Pennsylvania for calendar year 2017. I trust you will find this report useful.

Voter registration in Pennsylvania is a joint state-county effort. During 2017, the Department of State (Department) continued its partnership with the state's 67 county election boards and voter registration commissions. The Department collaborates with the commonwealth agencies designated under the National Voter Registration Act of 1993 (NVRA) to administer voter registration programs. The Department supports the agencies by providing needed supplies and conducting training sessions and informational meetings.

The Statewide Uniform Registry of Electors (SURE) system, implemented in Pennsylvania through Act 3 of 2002, is the core application supporting Pennsylvania's voter registration system. As of December 31, 2017, there were approximately 8.4 million registered voters in Pennsylvania.

The Department remains committed to fulfilling its responsibilities under the Help America Vote Act of 2002. The Department will continue to promote voter registration and civic engagement through its outreach efforts across the Commonwealth.

If you have questions about this report, please contact the Bureau of Commissions, Elections and Legislation at (717) 525-5011.

Sincerely,

A handwritten signature in cursive script that reads "Robert Torres".

Robert Torres
Acting Secretary of the Commonwealth

Table of Contents

Voter Registration Statistics	1
Total Voter Registration by Party	1
Total Voter Registration by Party, Five-Year Trend	1
Areas of Growth and Decline	2
Top 5 Counties with Highest Overall Registration Growth and Highest Overall Decline Since 2016	3
Top 5 Counties with Highest Overall Registration Growth and Highest Overall Decline Since 2013	3
List Maintenance Activities	4
2017 List Maintenance Summary	5
2017 Responses to 184,205 Five-Year Notices Sent by Counties.....	5
2017 Responses to 480,987 PennDOT Change of Address Applications	6
Voter Registration Cancellations	6
Active and Inactive Voter Registration Cancellations by Code and Year	7
Active Voter Registration Cancellations by Code and Year	8
Inactive Voter Registration Cancellations by Code and Year	9
National Voter Registration Act (NVRA)	9
Total Agency Registrations	9
Total Agency Registration from 2013 and 2017	11
Pennsylvania Department of Transportation	12
Application Process to Register to Vote at a PennDOT Center	12
Online Voter Registration	13
Online Voter Registration versus Web API and Paper Registration (1.1.2017 – 12.31.2017).....	13
Demographics of Online Voter Registration versus Web API and Paper Registration (1.1.2017 – 12.31.2017)	14
Voter Hall of Fame.....	14
Statewide Uniform Registry of Electors (SURE).....	15
SURE Applications.....	15
SURE Voter Registration (SURE VR)	15
SURE Portals	15
Public Portal.....	15
County Portal.....	15
Agency Portal.....	15
Kiosk	15
Web Application Programming Interface (Web API)	15
Annual Report Data Appendices	17

In 2017 the Department of State (Department) worked closely with the public, each of the 67 county voter registration offices, Commonwealth agencies designated with voter registration responsibilities, and voter registration advocacy groups. This report represents a summary of statistics and initiatives that support voter registration administration in Pennsylvania. The most significant initiative during 2017 was the expansion of the web-based service for third party registration organizations to Commonwealth agencies who may now submit voter registrations via the online voter registration system.

All 2017 data referenced in this report is available in its entirety within the “Annual Report Data” section starting on page 17 of this report. Data from previous years can be found in the respective annual reports, which are available online at www.dos.pa.gov.

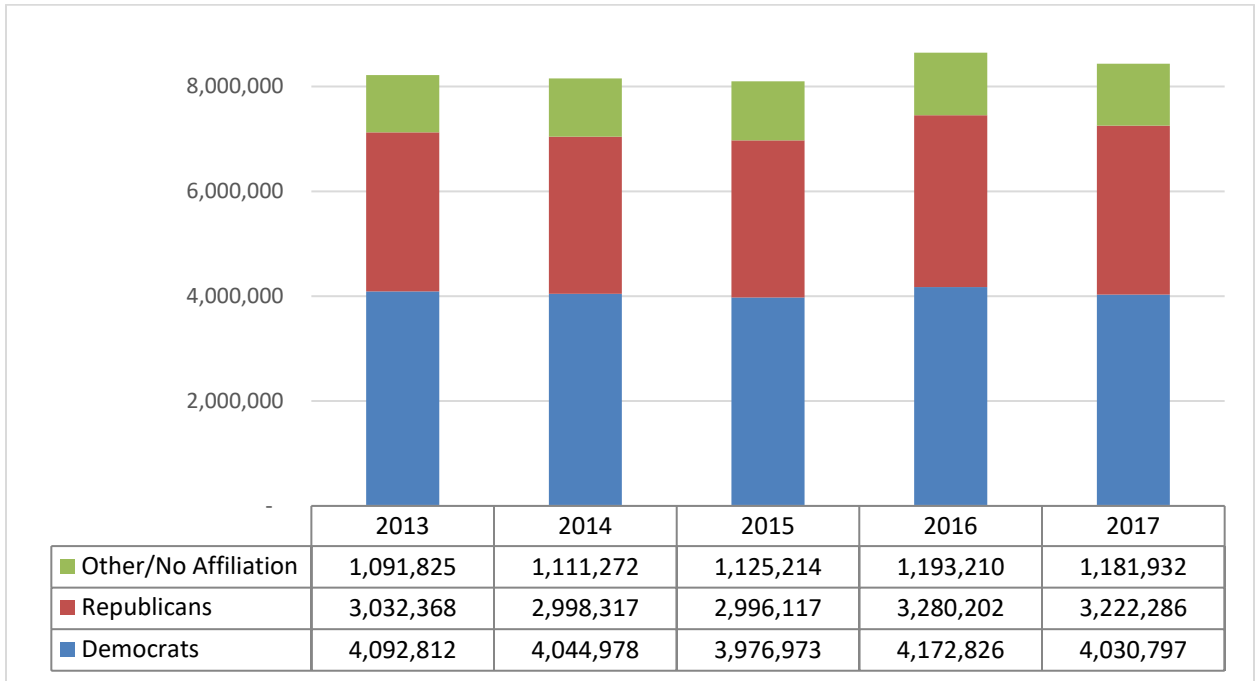
Voter Registration Statistics

Through the Statewide Uniform Registry of Electors (SURE) system, the Department maintains a complete list of all registered voters in the Commonwealth. As of December 2017, there were 8,435,015 registered voters. This was a decrease of 211,223 (-2.44%) since December 2016, and an increase of 217,810 (2.65%) since December 2013.

Total Voter Registration by Party

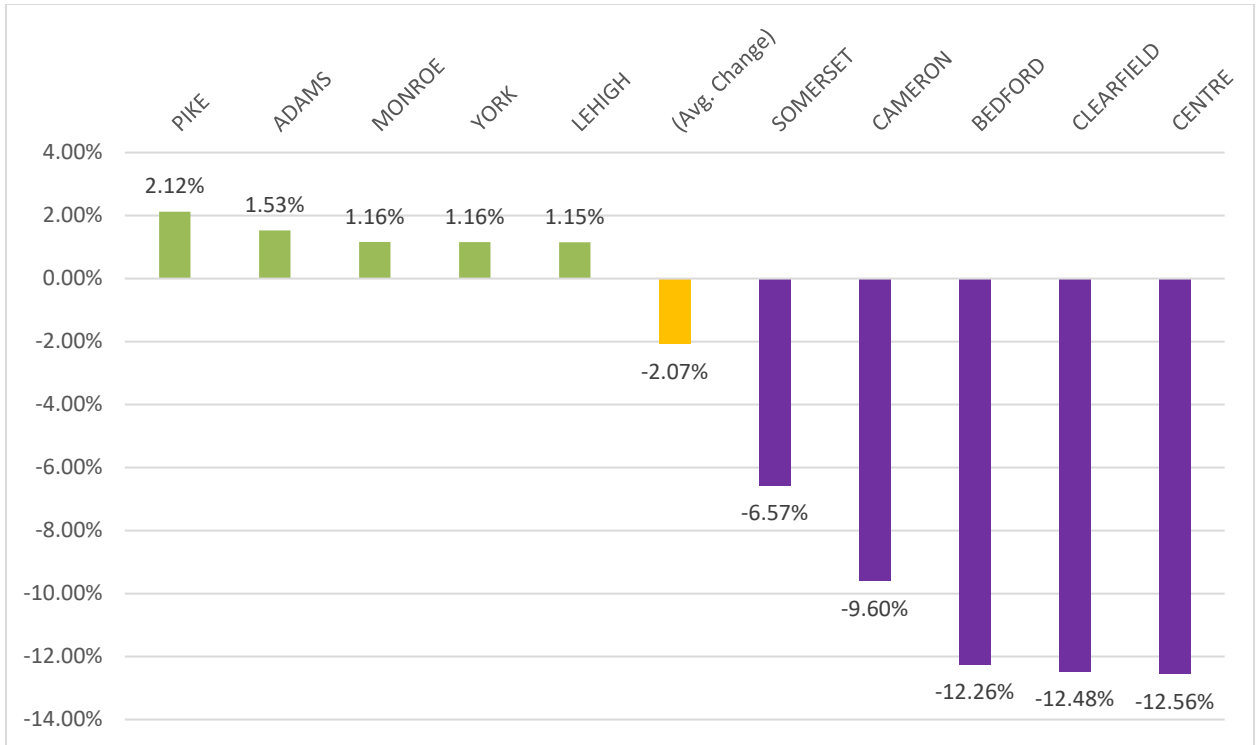
Affiliation	2017 Registrants	Change Since 2013	% Change Since 2013
Democratic	4,030,797	-61,910	-1.51%
Republican	3,222,286	+189,905	+6.26%
Other/No Affiliation	1,181,932	+89,815	+8.22%
Total Registration	8,435,015	+217,810	+2.65%

Total Voter Registration by Party, Five-Year Trend

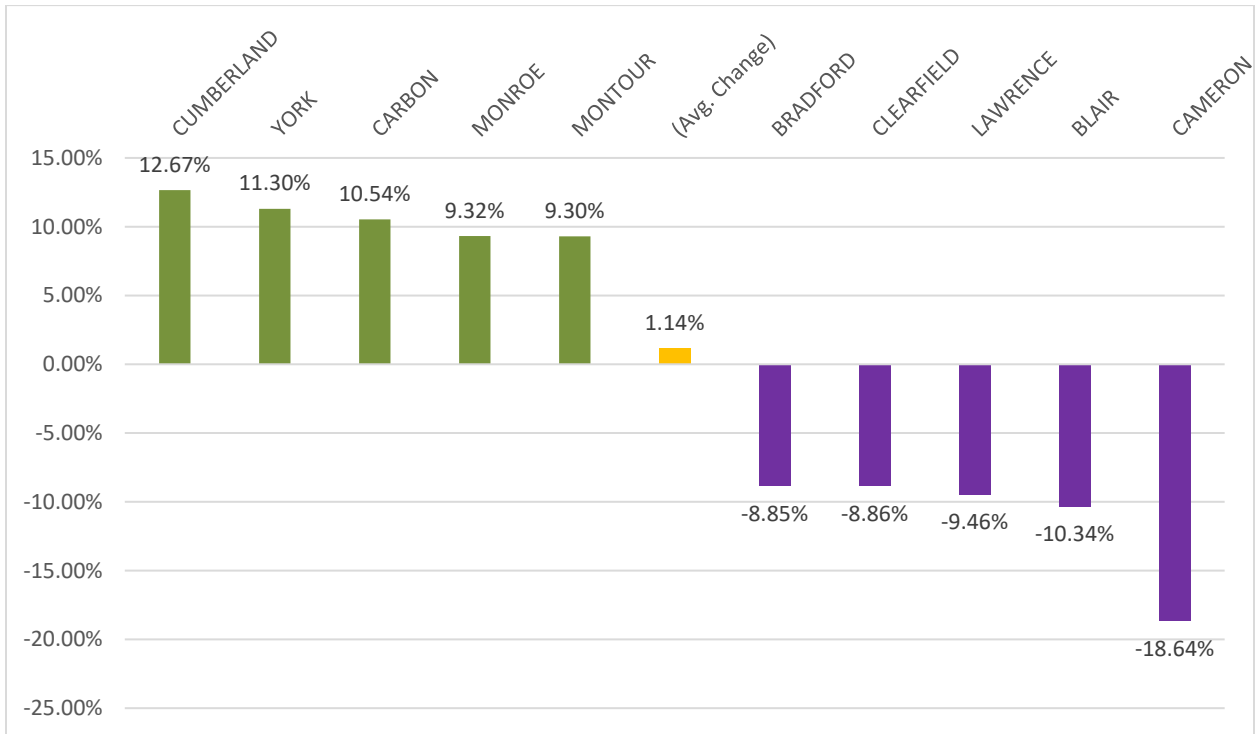


Areas of Growth and Decline

Top 5 Counties with Highest Overall Registration Growth and Highest Overall Decline Since 2016



Top 5 Counties with Highest Overall Registration Growth and Highest Overall Decline Since 2013



List Maintenance Activities

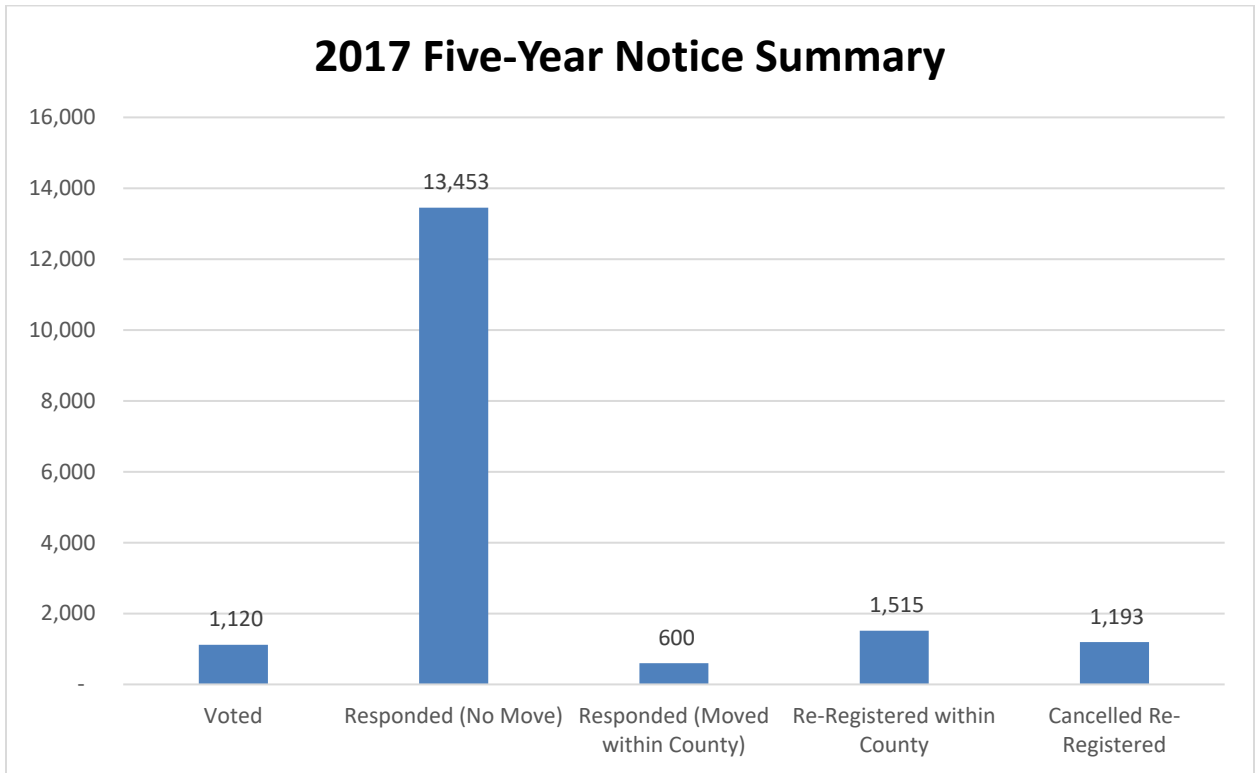
In 2017, counties performed regular list maintenance activities within the SURE system, which include the removal of deceased voters and voters who have confirmed that they moved outside of the county in which they were registered. Counties send five-year notices to registrants who have not voted in at least two federal general elections and address verification notices to voters identified by the United States Postal Service as having submitted a change of address to the Postal Service. During 2017, counties sent 184,205 five-year notices and 132,764 address verification notices.

Also, as part of the list maintenance process, county elections officials mail notices to voters who may have moved using information by the United State Postal Service (USPS) through its National Change of Address (NCOA) program. The notices provide an opportunity for the voter to confirm their address or to send an update to county officials. In 2017, 179,624 notices were mailed to voters to confirm or update their address.

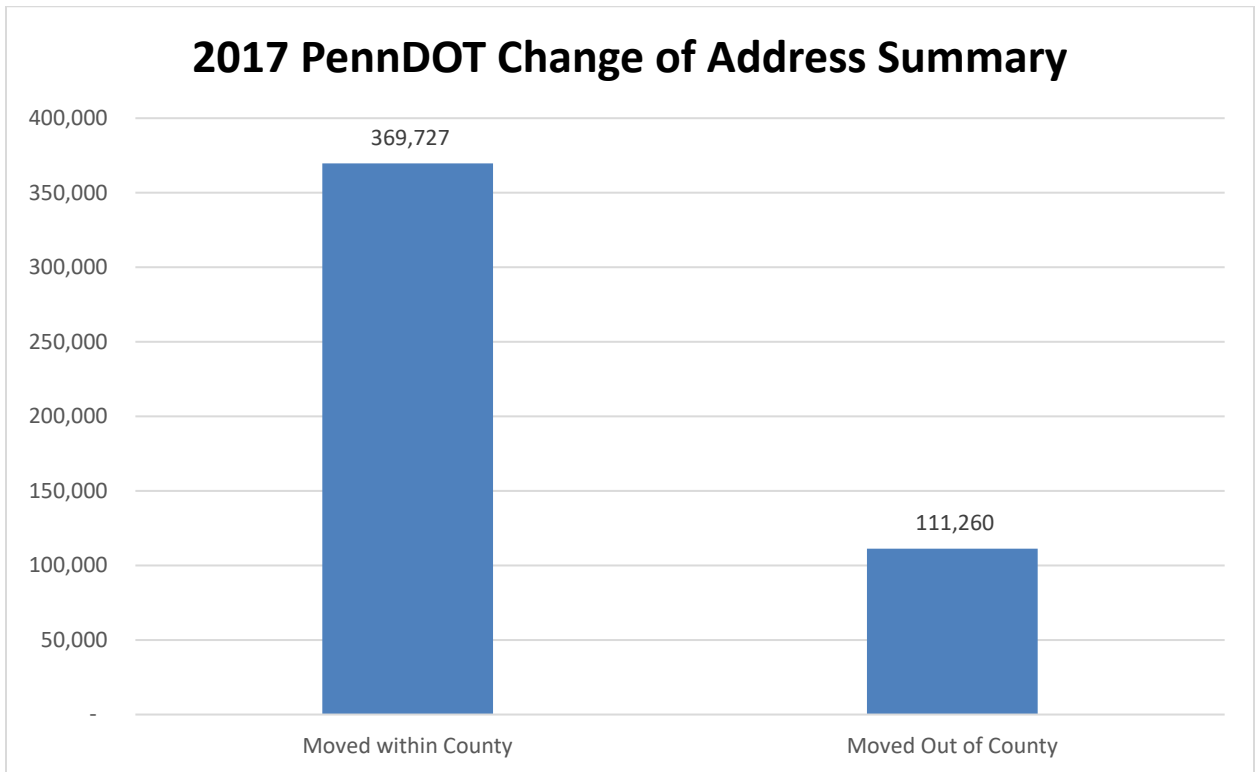
Additionally, 480,987 voters who moved were identified by PennDOT when they changed their address with PennDOT. PennDOT sends these address changes to the Department which forwards them to the counties to update their records. As a result of these combined list maintenance activities 667,352 voter registrations were marked “inactive” and 479,245 were cancelled in 2017. A voter is only cancelled after receiving a notice requesting the voter to confirm his or her address, has been placed in inactive status and the voter does not vote or otherwise contact the county for two federal general elections after receiving notice.

2017 List Maintenance Summary

2017 Responses to 184,205 Five-Year Notices Sent by Counties



2017 Responses to 480,987 PennDOT Change of Address Applications



Voter Registration Cancellations

During 2017, the Department recorded 479,245 voter registration cancellations. When a voter registration is cancelled, the record is tagged in the SURE system to identify the reason for cancellation. The SURE system allows counties to track the reason for cancellation based on 14 different classifications as set forth in the chart below.

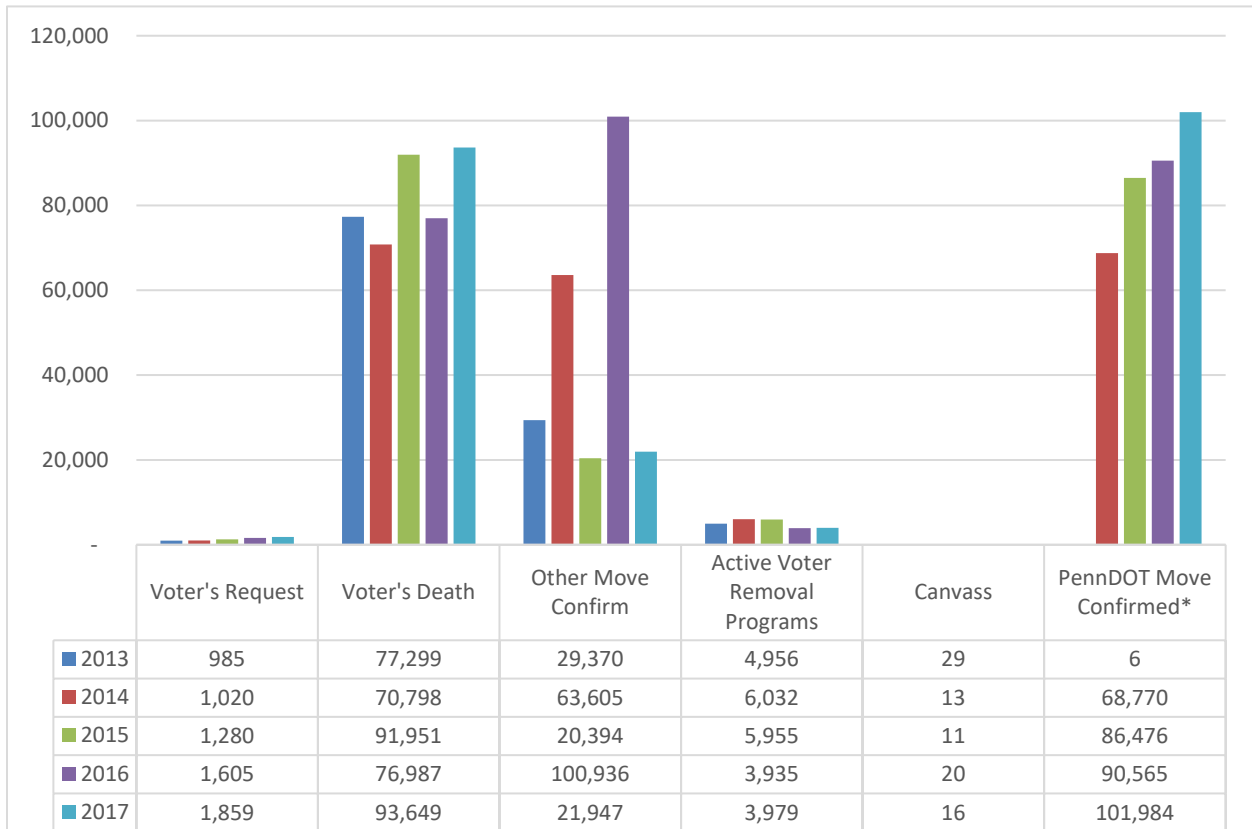
A voter is marked as inactive if he or she is sent a mailing by the county asking the voter to confirm his or her continued residence, and fails to respond. Voters may be sent the mailings based on data the county receives under the (NCOA) program or when a voter fails to vote for five years. See 25 Pa. C.S. §§ 1901(b)(1), 1901(b)(3), 1901(c). All other voters are listed as “active.”

*** Prior to the 2014 Annual Report, PennDOT application source codes were included in a generic “Other Means” category.**

Active and Inactive Voter Registration Cancellations by Code and Year

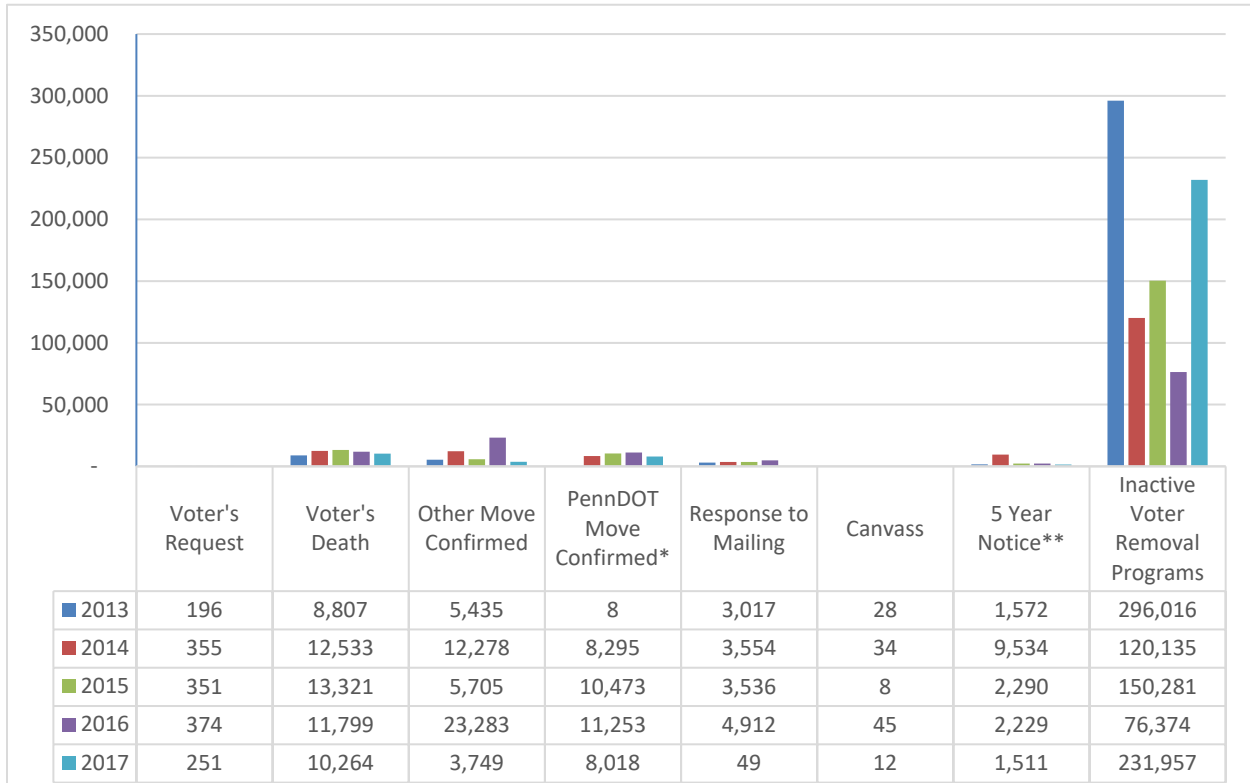
Classification	Voter Status	Description	2017 Total
Voter's Request	Active	Registration cancelled at the request of the voter	1,859
Voter's Death	Active	Registration cancelled when the county is notified of a voter's death via state or local officials	93,649
Other Move Confirm	Active	The county has confirmed that the voter has moved from their currently listed address	21,947
Voter Removal Program	Active	Cancelled because did not respond to mailing after two federal elections elapsed	3,979
Canvass	Active	The county visits the address on record to confirm the voter no longer lives there	16
PennDOT Move Confirmed*	Active	PennDOT confirms that the voter has changed their address	101,984
Voter's Request	Inactive	Registration cancelled at the request of the voter	251
Voter's Death	Inactive	Registration cancelled when the county is notified of a voter's death via state or local officials	10,264
Other Move Confirmed	Inactive	The county has confirmed that the voter has moved from their currently listed address	3,749
Voter Removal Program	Inactive	Cancelled because did not respond to mailing after two federal elections elapsed	231,957
PennDOT Move Confirmed*	Inactive	PennDOT confirms that the voter has changed their address	8,018
Response to Mailing	Inactive	The voter or authorized individual responds to a correspondence from the county confirming that the voter is no longer eligible to vote at their currently listed address	49
Canvass	Inactive	The county visits the address on record to confirm the voter no longer lives there	12
Five-Year Notice	Inactive	Cancelled because did not respond to mailing after two federal elections elapsed	1,511

Active Voter Registration Cancellations by Code and Year



Note: Prior to the 2014 Annual Report, PennDOT application source codes were included in a generic "Other Means" category.

Inactive Voter Registration Cancellations by Code and Year



Note: Prior to the 2014 Annual Report, PennDOT application source codes were included in a generic "Other Means" category.

National Voter Registration Act (NVRA)

Total Agency Registrations

The National Voter Registration Act (NVRA) requires that "(1) Each state shall designate agencies for the registration of voters in election for Federal offices. (2) Each state shall designate as voter registration agencies – (A) all offices of the state that provide public assistance; and (B) all offices in the State that provide State-funded programs primarily engaged in providing service to persons with disabilities."¹ Pennsylvania, through its voter registration law, has incorporated these requirements for all elections.²

In light of these mandates, the Department continues to work with the covered agencies to ensure that the requirements of federal and state law are met. Since 2010 the Department has used bar-coded registration forms that allow the Department to identify the source agency of registrations and more

¹ See 52 U.S.C. § 20506.

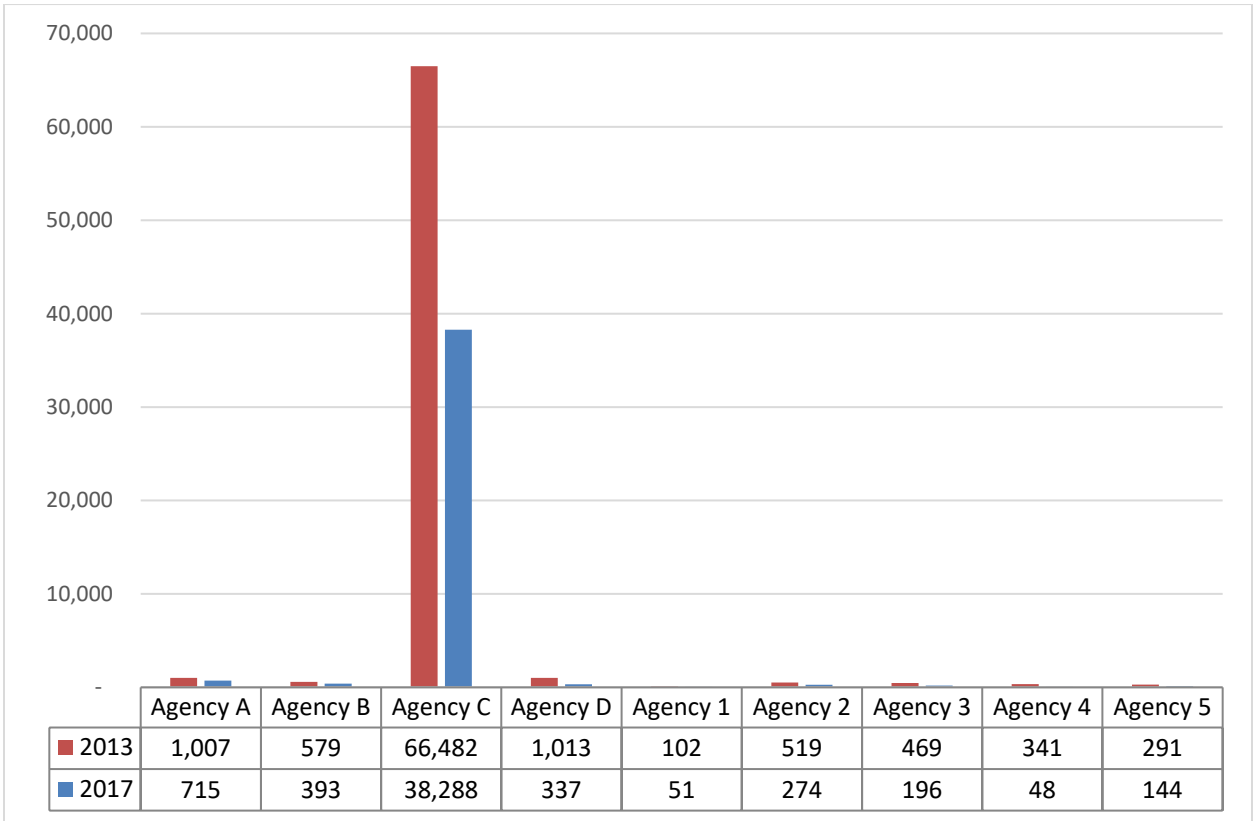
² See 25 Pa.C.S. § 1325.

accurately track the Department’s efforts, and subsequently ensure that agency efforts comply with the requirements of the NVRA and the Pennsylvania voter registration law.

In 2017, the most notable achievement was the adoption of Web API voter registration services for Commonwealth agencies that offer public assistance. On December 2, 2017, the Pennsylvania Department of Human Services (DHS) became the first Commonwealth agency to publicly deploy an online voter registration service with the Department. The agency was able to submit more than 628 applications online before the end of the year.

Code	Agency		Applications
Agency A	WIC	Women, Infant and Children Nutrition Clinics	715
Agency B	Agencies Serving People with Disabilities and County MH/ID Offices	Blindness and Visual Services (BVS) district offices; BVS Contractors; Centers for Independent Living; State Mental Health Centers; State Mental Health Hospitals; Office of Vocational Rehabilitation district offices; County Mental Health and Intellectual Disabilities	393
Agency C	CAO	County Assistance Office	38,288
Agency D	COOC	Clerk of Orphans’ Courts	337
Agency 1	Children and Youth	Children and Youth, Children and Early Learning Organizations	51
Agency 2	AAA	Area Agencies on Aging	274
Agency 3	Health Care	Health Care not for profit, Health Care-managed care and other for-profit organizations	196
Agency 4	SSHE/Special Education Programs	Student Disability Services Offices at Universities within the State System of Higher Education; Bureau of Special Education	48
Agency 5	Para-transit	Para-transit providers	144
	Recruitment Centers	Armed Services Recruitment Centers	6
	Voter Registration Drives	Organizations submitting voter applications other than government agencies	35,106
	PennDOT COA transfers	Change of address from PennDOT	713,403

Total Agency Registration from 2013 and 2017



Pennsylvania Department of Transportation

Since 1995, the Pennsylvania Department of Transportation (PennDOT) has played an integral role in the voter registration process. This is also known as the “Motor Voter” registration process. In 2003, the process became electronic. The Motor Voter process provides Commonwealth citizens with an opportunity to apply to register to vote while receiving or renewing their driver’s license or photo ID at a PennDOT center as well as the opportunity to update their registration in-person and online. The voter registration applications can be grouped into two main groups: 1) Initial applications (otherwise known as new applications); 2) Change of Address applications (otherwise known as change applications).

Application Process to Register to Vote at a PennDOT Center

- PennDOT customers visit a photo license center with a driver’s license application card provided by PennDOT. The application card contains a printed two-dimensional bar code. The bar code is scanned and the computer system determines the customer’s age. It then determines which customers will be at least 18 years old by the date of the next election and asks if the customer wishes to apply to register to vote;
- The program is designed to ask customers if they are currently registered to vote. If not, they are provided the opportunity to apply to register;
- Customers must confirm that they are U.S. citizens and qualified to register in the Commonwealth;
- Customers who choose to apply to register to vote are asked to confirm their county of residence and indicate a party preference. The customer is asked for optional information (telephone number and race);
- Customers are advised of the penalty for furnishing false information and are asked to sign a declaration that the information they have provided is true and correct to the best of their knowledge;
- Customers are provided a receipt indicating pertinent information about their voter registration application, including the date on which they applied at the photo license center. The receipt instructs customers to contact their county voter registration office if they do not receive a voter identification card within two weeks.

The completed applications are transmitted electronically by PennDOT’s contracted vendor to the Department, which in turn forwards the applications to each county voter registration office via the SURE system. In 2017, 253,985 initial applications and 713,403 change of address applications were sent to county election officials.

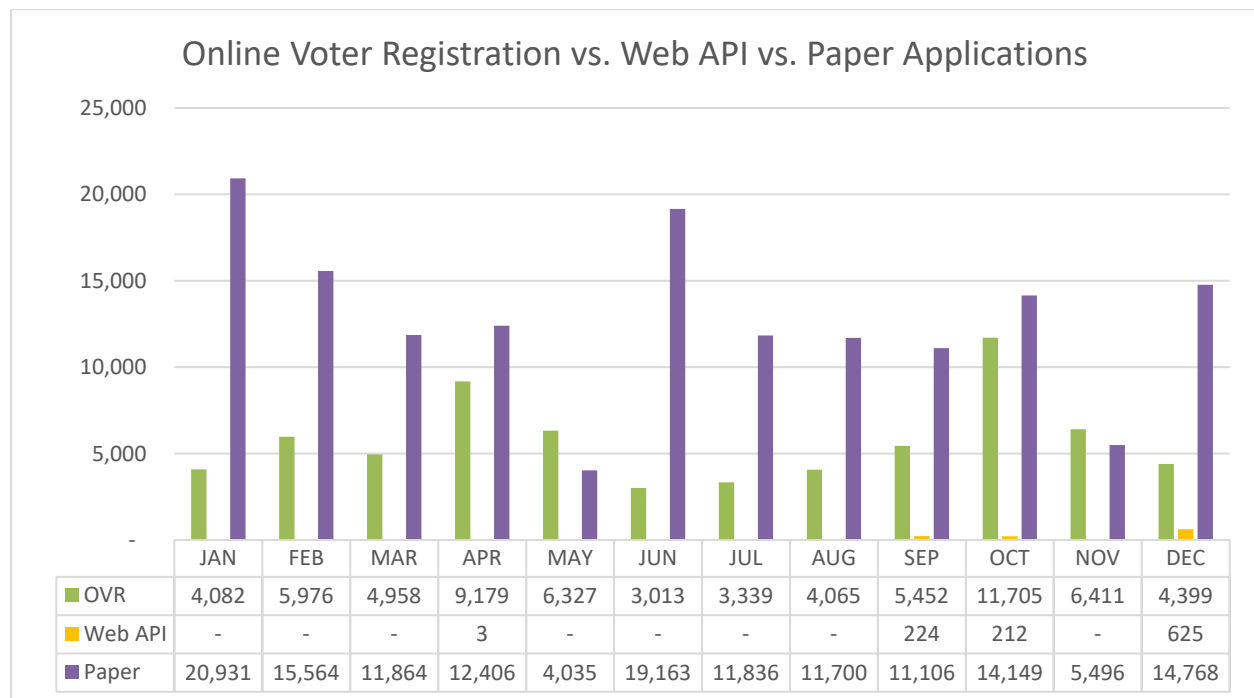
PennDOT provides address change information to the Department. The Department forwards the information to the appropriate county voter registration office. In 2017, a total of 967,388 change of address applications were forwarded from the Department to county election officials.

Online Voter Registration

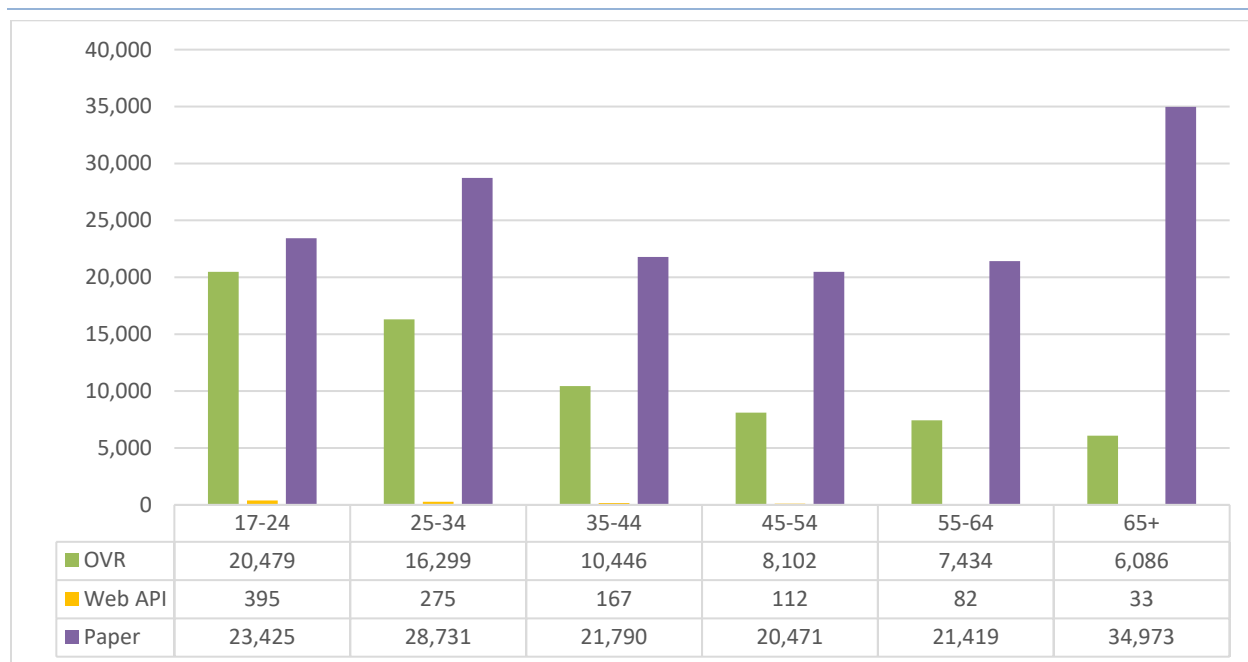
The Pennsylvania Online Voter Registration (OVR) Application was deployed on August 27, 2015. The OVR application provides residents of Pennsylvania with the opportunity to register to vote or change an existing voter registration online and electronically submit voter registration data to their county voter registration office for processing. The Department actively engaged election stakeholders outside of the Department, such as county election directors, the elections advocacy community, and Pennsylvania citizens. In an effort to ensure that the final product would be universally useable, DOS engaged the Center for Civic Design to review the text and the logical flow of information. The Center also field tested the application in an urban and a rural community. This highly interactive development process results in a better product overall and one that has been embraced by Pennsylvania voters in overwhelming numbers.

As of December 31, 2017, approximately 984,597 voter registration applications were submitted through the OVR application, including 609,984 new applications. During this same period of time, a total of 509,074 new paper applications were submitted to the county voter registration offices.

Online Voter Registration versus Web API and Paper Registration (1.1.2017 – 12.31.2017)



Demographics of Online Voter Registration versus Web API and Paper Registration (1.1.2017 – 12.31.2017)



Note: Application demographic information may appear to not equal total applications due to the timing of data generation for the annual report.

Voter Hall of Fame

The Pennsylvania Voter Hall of Fame program is administered by the Department of State, Division of Elections and Voter Registration. The program was established to promote awareness and encourage all Pennsylvanians to exercise their right to vote. The Voter Hall of Fame publicly honors Pennsylvanians who have voted in at least 50 consecutive November elections. The inductees serve as ambassadors in their communities – they lead by example, encouraging participation in the electoral process.

In 2017, the Department inducted 122 citizens from 9 counties into the *Pennsylvania Voter Hall of Fame*. The 122 new members bring total membership to 22,554, with the membership spanning 67 counties throughout the Commonwealth. As an ongoing recognition, the Department maintains a display on the third floor of the North Office Building in Harrisburg.

Statewide Uniform Registry of Electors (SURE)

SURE is the centralized voter registration and election management system designed to ensure the accuracy and integrity of the Commonwealth's voter registration records maintained by the election authorities in Pennsylvania's 67 counties. The SURE system is a platform that supports the critical functions of the Commonwealth's elections — from determining voter eligibility to maintaining precinct data to producing poll books. A centralized, uniform registry that is accessible to all county offices greatly enhances the overall accuracy and integrity of the voter registration rolls and the resulting quality of voter services.

SURE Applications

SURE Voter Registration (SURE VR)

The SURE VR application is used by counties to process and maintain voter registration records and to perform a number of election-related tasks, including the management of vote history, absentee ballots, poll books, election related reports, and voter registration correspondence to voters.

SURE Portals

Public Portal

Voters can access the SURE Public Portal through the Department of State website where the department offers them the ability to register to vote online, check their voter registration status, locate their polling place, and retrieve electronic balloting materials for UMOVA qualified voters.

County Portal

The SURE County Portal provides counties with voter search, provisional ballot processing/certification, and other basic capabilities through a standard web browser rather than the specialized equipment required to access SURE VR. Counties can use the portal for seasonal and temporary staff who may need to access basic SURE functionality around an election day or other busy period of time. Additionally, counties use the portal to upload election results, certify election results, and certify voter registration statistics.

Agency Portal

The agency portal is used by Department of State personnel to manage elections and campaign finance data. The Department uses the portal to maintain and retrieve the archive of historic election results by the precinct and county, manage nomination petitions, and manage campaign finance records.

Kiosk

The kiosk is a public portal which is accessed through terminals located in county election offices and at the Department of State. These portals allow the public to electronically submit voter registration applications, submit changes to their current registration, and search public state-wide voter registration rolls.

Web Application Programming Interface (Web API)

A Web Application Programming Interface (Web API) was developed for individuals and organizations such as Rock the Vote who wish to develop a website designed to gather voter registration application

data during voter registration drives. The Web API application contains the information these organizations need in order to submit voter registration applications in an electronic format versus submitting paper applications. This tool also interacts with PennDOT to capture signatures for valid driver's licenses and sends the Pending Missing Signature correspondence as necessary. A rigorous certification process managed by the Department of State ensures the individuals or organizations wishing to use the Web API tool meet DOS identified testing standards prior to their Web API account being approved.

Annual Report Data Appendices

Appendix A

Voter registration figures by county and political party as of December 31, 2017.

COMMONWEALTH OF PENNSYLVANIA
POLITICAL PARTY REGISTRATION - DECEMBER 31, 2017

County Name	Democratic	Republican	Other	Total	County Name	Democratic	Republican	Other	Total
ADAMS	19,202	35,724	10,477	65,403	LACKAWANNA	86,233	41,626	13,812	141,671
ALLEGHENY	535,850	258,109	128,004	921,963	LANCASTER	102,185	167,608	51,091	320,884
ARMSTRONG	14,746	21,810	4,584	41,140	LAWRENCE	25,551	22,748	5,940	54,239
BEAVER	55,471	40,113	13,343	108,927	LEBANON	25,862	46,133	12,097	84,092
BEDFORD	7,777	19,621	2,837	30,235	LEHIGH	110,114	78,338	38,842	227,294
BERKS	113,473	98,410	37,905	249,788	LUZERNE	106,384	74,460	24,006	204,850
BLAIR	22,531	43,444	9,249	75,224	LYCOMING	21,132	37,410	8,899	67,441
BRADFORD	9,746	21,714	4,600	36,060	McKEAN	6,770	13,650	3,292	23,712
BUCKS	190,566	183,218	72,899	446,683	MERCER	30,487	30,925	9,154	70,566
BUTLER	39,763	68,277	17,174	125,214	MIFFLIN	7,491	15,651	2,822	25,964
CAMBRIA	41,966	32,163	8,355	82,484	MONROE	52,176	36,707	21,775	110,658
CAMERON	1,055	1,520	345	2,920	MONTGOMERY	263,038	206,220	86,255	555,513
CARBON	18,123	18,083	6,391	42,597	MONTOUR	4,696	6,278	2,115	13,089
CENTRE	44,412	43,319	20,182	107,913	NORTHAMPTON	93,497	71,672	37,635	202,804
CHESTER	133,954	151,267	60,916	346,137	NORTHUMBERLAND	19,304	26,217	6,679	52,200
CLARION	7,451	12,690	2,574	22,715	PERRY	6,839	17,769	3,508	28,116
CLEARFIELD	17,368	23,827	5,325	46,520	PHILADELPHIA	796,368	116,919	118,270	1,031,557
CLINTON	8,913	10,297	2,941	22,151	PIKE	14,122	18,212	8,752	41,086
COLUMBIA	14,618	17,723	5,884	38,225	POTTER	2,632	6,936	1,094	10,662
CRAWFORD	18,606	27,196	6,290	52,092	SCHUYLKILL	31,863	43,113	10,086	85,062
CUMBERLAND	55,741	85,108	26,783	167,632	SNYDER	5,198	13,417	2,658	21,273
DAUPHIN	81,883	73,744	25,957	181,584	SOMERSET	15,794	26,176	4,398	46,368
DELAWARE	180,025	162,924	49,825	392,774	SULLIVAN	1,471	2,380	450	4,301
ELK	8,766	8,284	2,130	19,180	SUSQUEHANNA	7,547	14,735	3,322	25,604
ERIE	96,698	67,478	25,615	189,791	TIOGA	6,949	15,992	3,564	26,505
FAYETTE	44,020	26,342	6,900	77,262	UNION	7,145	12,459	3,963	23,567
FOREST	1,246	1,751	329	3,326	VENANGO	10,275	17,045	3,888	31,208
FRANKLIN	23,822	53,859	13,147	90,828	WARREN	10,233	15,151	4,624	30,008
FULTON	2,373	5,713	934	9,020	WASHINGTON	67,346	56,491	16,255	140,092
GREENE	11,627	8,058	1,993	21,678	WAYNE	9,613	17,826	5,261	32,700
HUNTINGDON	9,074	17,487	3,155	29,716	WESTMORELAND	110,977	104,594	29,108	244,679
INDIANA	19,881	24,070	6,825	50,776	WYOMING	5,243	9,603	1,943	16,789
JEFFERSON	9,190	17,070	3,402	29,662	YORK	102,535	149,022	47,691	299,248
JUNIATA	3,790	8,390	1,413	13,593	PENNSYLVANIA	4,030,797	3,222,286	1,181,932	8,435,015

Appendix B

Voter registration totals from 2016-2017

Dem: Democratic Party

Rep: Republican Party

% Diff: Increase or Decrease in Party registration

COMMONWEALTH OF PENNSYLVANIA
COMPARISON OF VOTER REGISTRATION TOTALS
JANUARY 2016 - DECEMBER 2017

COUNTY NAME	DEMOCRATIC			REPUBLICAN		
	DEM 2016	DEM 2017	% DIFF	REP 2016	REP 2017	% DIFF
ADAMS	19,211	19,202	0.00	35,191	35,724	-0.01
ALLEGHENY	539,370	535,850	0.01	259,438	258,109	0.01
ARMSTRONG	15,053	14,746	0.02	21,706	21,810	0.00
BEAVER	56,310	55,471	0.02	39,778	40,113	-0.01
BEDFORD	9,412	7,777	0.21	21,769	19,621	0.11
BERKS	113,875	113,473	0.00	97,783	98,410	-0.01
BLAIR	24,002	22,531	0.07	44,332	43,444	0.02
BRADFORD	9,862	9,746	0.01	21,640	21,714	0.00
BUCKS	197,661	190,566	0.04	188,547	183,218	0.03
BUTLER	42,162	39,763	0.06	69,648	68,277	0.02
CAMBRIA	45,240	41,966	0.08	32,883	32,163	0.02
CAMERON	1,206	1,055	0.14	1,655	1,520	0.09
CARBON	18,266	18,123	0.01	17,708	18,083	-0.02
CENTRE	51,159	44,412	0.15	47,663	43,319	0.10
CHESTER	136,893	133,954	0.02	155,439	151,267	0.03
CLARION	8,230	7,451	0.10	13,105	12,690	0.03
CLEARFIELD	20,579	17,368	0.18	26,323	23,827	0.10
CLINTON	9,113	8,913	0.02	10,200	10,297	-0.01
COLUMBIA	16,016	14,618	0.10	18,437	17,723	0.04
CRAWFORD	19,317	18,606	0.04	27,643	27,196	0.02
CUMBERLAND	55,751	55,741	0.00	85,591	85,108	0.01
DAUPHIN	82,006	81,883	0.00	74,332	73,744	0.01
DELAWARE	189,544	180,025	0.05	171,645	162,924	0.05
ELK	8,956	8,766	0.02	8,192	8,284	-0.01
ERIE	97,574	96,698	0.01	67,482	67,478	0.00
FAYETTE	44,605	44,020	0.01	25,766	26,342	-0.02
FOREST	1,270	1,246	0.02	1,757	1,751	0.00
FRANKLIN	23,996	23,822	0.01	53,514	53,859	-0.01
FULTON	2,455	2,373	0.03	5,639	5,713	-0.01
GREENE	12,433	11,627	0.07	8,141	8,058	0.01
HUNTINGDON	9,193	9,074	0.01	17,488	17,487	0.00
INDIANA	20,487	19,881	0.03	24,183	24,070	0.00
JEFFERSON	9,508	9,190	0.03	16,997	17,070	0.00
JUNIATA	3,963	3,790	0.05	8,451	8,390	0.01
LACKAWANNA	87,039	86,233	0.01	40,879	41,626	-0.02
LANCASTER	108,058	102,185	0.06	174,323	167,608	0.04
LAWRENCE	27,382	25,551	0.07	23,409	22,748	0.03
LEBANON	27,299	25,862	0.06	47,295	46,133	0.03

COMMONWEALTH OF PENNSYLVANIA
COMPARISON OF VOTER REGISTRATION TOTALS
JANUARY 2016 - DECEMBER 2017

COUNTY NAME	DEMOCRATIC			REPUBLICAN		
	DEM 2016	DEM 2017	% DIFF	REP 2016	REP 2017	% DIFF
LEHIGH	109,353	110,114	-0.01	78,062	78,338	0.00
LUZERNE	107,591	106,384	0.01	74,274	74,460	0.00
LYCOMING	21,276	21,132	0.01	37,295	37,410	0.00
MCKEAN	7,320	6,770	0.08	14,208	13,650	0.04
MERCER	30,967	30,487	0.02	30,783	30,925	0.00
MIFFLIN	7,580	7,491	0.01	15,545	15,651	-0.01
MONROE	51,918	52,176	0.00	36,362	36,707	-0.01
MONTGOMERY	272,561	263,038	0.04	216,082	206,220	0.05
MONTOUR	4,742	4,696	0.01	6,291	6,278	0.00
NORTHAMPTON	98,929	93,497	0.06	73,638	71,672	0.03
NORTHUMBERLAND	19,612	19,304	0.02	26,119	26,217	0.00
PERRY	7,448	6,839	0.09	18,553	17,769	0.04
PHILADELPHIA	853,133	796,368	0.07	125,530	116,919	0.07
PIKE	13,993	14,122	-0.01	17,877	18,212	-0.02
POTTER	2,706	2,632	0.03	6,933	6,936	0.00
SCHUYLKILL	32,323	31,863	0.01	42,951	43,113	0.00
SNYDER	5,569	5,198	0.07	13,863	13,417	0.03
SOMERSET	17,569	15,794	0.11	27,339	26,176	0.04
SULLIVAN	1,514	1,471	0.03	2,405	2,380	0.01
SUSQUEHANNA	7,714	7,547	0.02	14,705	14,735	0.00
TIOGA	7,153	6,949	0.03	15,958	15,992	0.00
UNION	7,127	7,145	0.00	12,544	12,459	0.01
VENANGO	11,074	10,275	0.08	17,504	17,045	0.03
WARREN	10,454	10,233	0.02	15,135	15,151	0.00
WASHINGTON	68,023	67,346	0.01	55,415	56,491	-0.02
WAYNE	9,619	9,613	0.00	17,635	17,826	-0.01
WESTMORELAND	113,316	110,977	0.02	104,155	104,594	0.00
WYOMING	5,335	5,243	0.02	9,620	9,603	0.00
YORK	102,444	102,535	0.00	147,449	149,022	-0.01
PENNSYLVANIA	4,172,819	4,030,797	0.04	3,280,202	3,222,286	0.02

Appendix C

Data for the various voter registration methods.

Total registration applications (both agency and non-agency sources) includes:

- New Registration applications
- Changes of address applications (out of county)
- Changes of name or party applications

New registration applications (both agency and non-agency sources) includes:

- only apps for new voters

COMMONWEALTH OF PENNSYLVANIA
TOTAL VOTER REGISTRATION APPLICATIONS BY NON-AGENCY SOURCES IN 2017

COUNTY NAME	In Person	PennDOT	Mail	Rertmnt Centers	VR Drives	PennDOT COA (Transfers)	Other (Transfers)
ADAMS	20	2,573	398	0	15	4,685	0
ALLEGHENY	363	25,507	6,371	0	2,146	78,800	3,723
ARMSTRONG	128	1,000	235	0	14	2,349	84
BEAVER	205	2,950	544	0	3	7,860	1,293
BEDFORD	90	736	238	0	0	2,402	11
BERKS	213	10,002	2,142	0	753	27,141	485
BLAIR	155	1,799	683	0	0	6,625	948
BRADFORD	120	991	206	0	30	2,453	37
BUCKS	109	14,844	3,469	5	382	28,923	483
BUTLER	21	3,668	687	0	138	8,623	13
CAMBRIA	122	1,742	664	0	4	7,009	1,117
CAMERON	13	71	8	0	0	206	10
CARBON	0	1,187	506	0	2	3,375	47
CENTRE	47	2,813	664	0	1,633	6,763	1,278
CHESTER	165	11,278	2,953	0	1,416	25,346	52
CLARION	86	480	86	0	1	1,565	18
CLEARFIELD	82	1,297	311	0	8	4,076	791
CLINTON	62	565	245	0	7	1,732	15
COLUMBIA	46	982	118	0	0	3,398	30
CRAWFORD	104	1,061	489	0	16	3,973	19
CUMBERLAND	170	5,034	1,212	0	332	15,235	595
DAUPHIN	173	7,180	1,773	0	113	24,186	48
DELAWARE	63	10,340	6,715	0	2,959	31,749	104
ELK	88	448	106	0	76	1,272	148
ERIE	394	4,661	1,290	0	29	13,619	10
FAYETTE	201	1,925	498	0	0	5,178	29
FOREST	29	87	15	0	1	264	2
FRANKLIN	151	3,304	366	0	116	7,156	37
FULTON	153	253	67	0	0	602	1
GREENE	122	629	100	0	15	1,544	299
HUNTINGDON	146	486	159	0	1	1,487	4
INDIANA	86	1,045	359	0	0	3,529	1
JEFFERSON	80	662	273	0	7	1,890	336
JUNIATA	66	313	41	0	0	1,067	23

COUNTY NAME	In Person	PennDOT	Mail	Rertmnt Centers	VR Drives	PennDOT COA (Transfers)	Other (Transfers)
LACKAWANNA	466	3,234	999	0	120	10,889	1,919
LANCASTER	206	9,887	3,031	0	108	32,955	177
LAWRENCE	0	1,525	495	0	0	3,715	2
LEBANON	74	2,805	726	0	54	8,684	139
LEHIGH	288	10,057	1,918	0	356	23,099	2,075
LUZERNE	70	5,092	1,717	0	568	16,688	190
LYCOMING	124	1,942	527	0	18	6,023	720
MCKEAN	55	753	123	0	12	2,280	85
MERCER	100	2,207	556	0	203	5,368	1,696
MIFFLIN	86	652	212	0	1	2,050	119
MONROE	261	6,234	407	0	154	9,120	9
MONTGOMERY	177	16,386	4,423	0	598	43,044	763
MONTOUR	46	293	190	0	0	1,013	4
NORTHAMPTON	440	7,007	1,322	0	285	14,999	94
NORTHUMBERLAND	30	1,368	209	0	0	5,332	7
PERRY	48	772	419	0	4	2,315	1
PHILADELPHIA	321	29,138	7,387	1	21,650	104,748	2,623
PIKE	44	1,809	254	0	4	2,389	7
POTTER	52	313	57	0	1	828	169
SCHUYLKILL	214	2,041	489	0	71	6,487	1,104
SNYDER	42	425	119	0	2	1,680	135
SOMERSET	108	1,082	306	0	16	3,444	875
SULLIVAN	52	93	0	0	1	270	0
SUSQUEHANNA	3	789	324	0	0	1,660	43
TIOGA	158	678	129	0	2	2,032	0
UNION	185	625	101	0	53	1,581	122
VENANGO	122	1,115	225	0	9	3,059	98
WARREN	63	665	113	0	0	2,343	30
WASHINGTON	104	3,869	934	0	88	10,711	1
WAYNE	75	1,107	119	0	25	2,144	190
WESTMORELAND	129	6,498	1,560	0	306	18,221	215
WYOMING	38	436	94	0	11	1,365	106
YORK	352	11,175	2,227	0	169	26,785	788
PENNSYLVANIA	8,606	253,985	65,703	6	35,106	713,403	26,597

COMMONWEALTH OF PENNSYLVANIA
TOTAL VOTER REGISTRATION APPLICATIONS BY PUBLIC ASSISTANCE AGENCIES IN 2017
(for more information on agency voter registration applications see page 26)

COUNTY NAME	Agency A	Agency B	Agency C	Agency D	Agency 1	Agency 2	Agency 3	Agency 4	Agency 5	Agency Total
ADAMS	8	0	140	2	0	2	0	0	0	152
ALLEGHENY	55	34	3,868	17	3	58	28	6	0	4,069
ARMSTRONG	0	0	190	2	0	8	3	0	0	203
BEAVER	24	6	515	53	0	2	0	0	0	600
BEDFORD	7	3	59	0	0	0	0	0	0	69
BERKS	9	7	1,488	36	0	3	4	7	21	1,575
BLAIR	7	7	259	0	0	0	0	0	0	273
BRADFORD	0	0	77	0	0	0	0	0	0	77
BUCKS	9	5	716	16	0	2	5	0	6	759
BUTLER	2	2	191	6	0	0	0	0	0	201
CAMBRIA	3	3	323	0	0	0	1	0	0	330
CAMERON	3	0	15	0	0	0	0	0	0	18
CARBON	4	0	183	0	0	6	0	0	3	196
CENTRE	10	4	123	56	0	1	0	0	2	196
CHESTER	12	8	524	14	0	5	13	7	2	585
CLARION	1	2	79	11	0	0	0	0	0	93
CLEARFIELD	9	6	225	8	6	6	0	0	0	260
CLINTON	3	0	34	0	0	0	0	0	0	37
COLUMBIA	7	1	55	0	0	1	0	1	0	65
CRAWFORD	16	27	239	0	0	7	0	0	1	290
CUMBERLAND	10	5	312	9	0	5	6	0	0	347
DAUPHIN	56	22	1,077	3	0	0	0	0	0	1,158
DELAWARE	9	8	881	47	1	3	0	0	8	957
ELK	12	0	78	0	0	1	0	1	0	92
ERIE	45	23	811	6	0	1	14	0	0	900
FAYETTE	10	4	279	0	0	2	0	0	0	295
FOREST	0	2	19	0	0	0	0	0	0	21
FRANKLIN	24	4	215	0	0	18	0	0	0	261
FULTON	0	1	45	0	0	6	0	0	0	52
GREENE	3	5	95	0	1	2	0	2	0	108
HUNTINGDON	0	0	28	0	0	0	0	0	0	28
INDIANA	3	0	23	0	0	0	0	0	0	26

COMMONWEALTH OF PENNSYLVANIA
TOTAL VOTER REGISTRATION APPLICATIONS BY PUBLIC ASSISTANCE AGENCIES IN 2017

COUNTY NAME	Agency A	Agency B	Agency C	Agency D	Agency 1	Agency 2	Agency 3	Agency 4	Agency 5	Agency Total
JEFFERSON	1	6	110	0	3	2	0	1	0	123
JUNIATA	0	0	49	2	0	2	0	0	0	53
LACKAWANNA	3	6	832	5	0	3	53	7	1	910
LANCASTER	59	5	986	1	0	15	0	6	2	1,074
LAWRENCE	0	0	30	0	0	0	0	0	0	30
LEBANON	3	2	213	0	0	0	0	0	0	218
LEHIGH	50	16	1,397	1	0	14	1	2	11	1,492
LUZERNE	16	19	1,245	0	0	3	0	0	1	1,284
LYCOMING	3	6	315	0	1	6	1	0	0	332
MCKEAN	0	0	108	0	0	0	0	0	0	108
MERCER	15	1	413	0	8	3	0	3	0	443
MIFFLIN	1	0	90	0	0	1	0	0	0	92
MONROE	20	3	309	0	2	4	0	0	0	338
MONTGOMERY	41	16	1,037	7	2	5	31	5	19	1,163
MONTOUR	5	1	38	2	0	0	0	0	0	46
NORTHAMPTON	1	3	648	0	0	3	8	0	9	672
NORTHUMBERLAND	1	3	129	0	4	2	0	0	0	139
PERRY	0	1	77	0	0	0	1	0	0	79
PHILADELPHIA	25	41	13,468	3	4	48	17	0	54	13,660
PIKE	2	5	84	0	0	1	0	0	0	92
POTTER	7	1	52	0	0	1	0	0	0	61
SCHUYLKILL	6	5	431	1	10	4	3	0	1	461
SNYDER	3	3	47	14	0	0	0	0	0	67
SOMERSET	1	5	220	0	2	2	1	0	0	231
SULLIVAN	0	0	6	0	0	0	0	0	0	6
SUSQUEHANNA	0	0	44	0	0	0	0	0	0	44
TIOGA	0	1	88	0	0	0	0	0	0	89
UNION	2	1	43	1	0	3	0	0	0	50
VENANGO	2	1	164	3	2	3	0	0	0	175
WARREN	3	1	86	0	0	1	0	0	0	91
WASHINGTON	0	0	339	0	0	0	0	0	0	339
WAYNE	5	3	109	1	1	0	0	0	0	119
WESTMORELAND	20	31	743	1	1	7	6	0	3	812
WYOMING	4	1	57	0	0	0	0	0	0	62
YORK	55	17	1,115	9	0	2	0	0	0	1,198
PENNSYLVANIA	715	393	38,288	337	51	274	196	48	144	40,446

COMMONWEALTH OF PENNSYLVANIA
NEW REGISTRATION APPLICATIONS BY NON-AGENCY SOURCES IN 2017

COUNTY NAME	In Person	PennDOT	Mail	Online Voter Registration	Rcrtmnt Centers	VR Drives	PennDOT COA (Transfers)	Other (Transfers)
ADAMS	6	1,409	144	376	0	12	0	0
ALLEGHENY	68	9,143	1,521	8,657	0	265	3	303
ARMSTRONG	25	268	69	196	0	0	0	16
BEAVER	42	868	125	691	0	0	0	3
BEDFORD	12	323	65	138	0	0	0	2
BERKS	49	2,871	614	1,922	0	58	1	55
BLAIR	18	731	159	472	0	0	0	6
BRADFORD	39	435	70	221	0	5	0	5
BUCKS	23	5,247	1,026	3,805	3	98	1	8
BUTLER	8	1,375	263	842	0	54	0	4
CAMBRIA	70	704	158	480	0	0	2	5
CAMERON	5	26	0	10	0	0	0	2
CARBON	0	433	126	320	0	0	0	0
CENTRE	9	1,062	186	1,339	0	722	0	2
CHESTER	21	3,621	710	3,668	0	683	3	1
CLARION	26	154	18	93	0	0	0	2
CLEARFIELD	15	403	77	289	0	0	0	118
CLINTON	32	189	86	173	0	0	0	0
COLUMBIA	12	416	66	192	0	0	0	3
CRAWFORD	19	438	174	290	0	0	0	10
CUMBERLAND	26	1,802	299	1,440	0	100	2	206
DAUPHIN	53	2,745	457	1,683	0	66	5	21
DELAWARE	6	4,156	1,496	3,661	0	244	1	6
ELK	27	150	10	98	0	1	0	0
ERIE	86	1,626	292	1,681	0	13	0	1
FAYETTE	48	576	198	601	0	0	1	4
FOREST	9	36	3	7	0	0	0	0
FRANKLIN	25	1,779	109	533	0	73	0	0
FULTON	6	138	20	50	0	0	0	0
GREENE	35	264	40	138	0	8	0	0
HUNTINGDON	69	189	53	145	0	0	0	1
INDIANA	45	435	143	340	0	0	0	0
JEFFERSON	18	204	94	129	0	0	0	0
JUNIATA	12	94	7	118	0	0	0	1

COUNTY NAME	In Person	PennDOT	Mail	Online Voter Registration	Rcrtmnt Centers	VR Drives	PennDOT COA (Transfers)	Other (Transfers)
LACKAWANNA	145	1,378	347	1,809	0	6	0	0
LANCASTER	70	3,836	751	2,508	0	88	0	9
LAWRENCE	0	599	293	238	0	0	0	0
LEBANON	18	1,068	174	496	0	3	0	7
LEHIGH	70	3,401	601	1,708	0	177	0	10
LUZERNE	15	2,163	469	1,412	0	41	2	10
LYCOMING	20	585	158	458	0	9	0	2
MCKEAN	14	323	30	183	0	0	0	1
MERCER	15	539	120	345	0	183	0	6
MIFFLIN	16	181	40	114	0	0	0	0
MONROE	84	2,708	224	654	0	108	1	0
MONTGOMERY	34	4,937	1,270	5,629	0	51	1	41
MONTOUR	13	115	63	85	0	0	0	0
NORTHAMPTON	204	2,977	444	1,755	0	74	0	0
NORTHUMBERLAND	21	532	109	436	0	0	1	0
PERRY	9	202	69	264	0	4	0	0
PHILADELPHIA	103	12,661	2,256	9,048	0	1,868	3	179
PIKE	24	1,170	123	244	0	1	0	1
POTTER	13	108	6	63	0	0	0	6
SCHUYLKILL	69	586	111	505	0	46	2	0
SNYDER	9	147	27	100	0	0	0	0
SOMERSET	21	342	128	277	0	4	0	0
SULLIVAN	15	30	0	27	0	1	0	0
SUSQUEHANNA	0	359	118	157	0	0	0	0
TIOGA	52	312	34	140	0	1	0	0
UNION	33	245	17	134	0	0	0	0
VENANGO	29	295	64	190	0	0	0	3
WARREN	36	333	59	91	0	0	0	0
WASHINGTON	30	1,704	338	987	0	42	0	0
WAYNE	16	624	28	197	0	13	0	2
WESTMORELAND	27	1,613	365	1,639	0	185	0	28
WYOMING	10	177	26	103	0	7	1	0
YORK	109	4,386	608	2,112	0	97	1	113
PENNSYLVANIA	2,308	94,946	18,348	68,906	3	5,411	31	1,203

COMMONWEALTH OF PENNSYLVANIA
 NEW VOTER REGISTRATION APPLICATIONS BY PUBLIC ASSISTANCE AGENCIES IN 2017
 (for more information on agency voter registration applications, see page 29)

COUNTY NAME	Agency A	Agency B	Agency C	Agency D	Agency 1	Agency 2	Agency 3	Agency 4	Agency 5	Agency Total
ADAMS	2	0	56	2	0	1	0	0	0	61
ALLEGHENY	16	14	628	3	1	16	7	5	0	690
ARMSTRONG	0	0	64	0	0	2	1	0	0	67
BEAVER	9	3	156	7	0	1	0	0	0	176
BEDFORD	2	3	24	0	0	0	0	0	0	29
BERKS	4	2	322	2	0	3	1	7	6	347
BLAIR	1	4	96	0	0	0	0	0	0	101
BRADFORD	0	0	30	0	0	0	0	0	0	30
BUCKS	4	5	230	5	0	0	4	0	1	249
BUTLER	2	0	81	2	0	0	0	0	0	85
CAMBRIA	2	3	99	0	0	0	0	0	0	104
CAMERON	1	0	3	0	0	0	0	0	0	4
CARBON	2	0	51	0	0	2	0	0	1	56
CENTRE	5	3	43	1	0	0	0	0	0	52
CHESTER	7	6	159	0	0	0	4	6	1	183
CLARION	1	0	26	6	0	0	0	0	0	33
CLEARFIELD	2	3	52	0	1	1	0	0	0	59
CLINTON	0	0	12	0	0	0	0	0	0	12
COLUMBIA	5	0	35	0	0	0	0	1	0	41
CRAWFORD	8	14	79	0	0	1	0	0	0	102
CUMBERLAND	6	3	82	4	0	0	3	0	0	98
DAUPHIN	35	15	291	0	0	0	0	0	0	341
DELAWARE	4	0	157	8	0	0	0	0	2	171
ELK	1	0	26	0	0	1	0	0	0	28
ERIE	17	10	220	1	0	1	6	0	0	255
FAYETTE	8	3	76	0	0	1	0	0	0	88
FOREST	0	2	8	0	0	0	0	0	0	10
FRANKLIN	13	3	68	0	0	5	0	0	0	89
FULTON	0	1	19	0	0	4	0	0	0	24
GREENE	2	4	36	0	1	0	0	2	0	45
HUNTINGDON	0	0	9	0	0	0	0	0	0	9
INDIANA	2	0	7	0	0	0	0	0	0	9
JEFFERSON	0	3	30	0	0	0	0	0	0	33
JUNIATA	0	0	20	0	0	1	0	0	0	21
LACKAWANNA	1	2	226	2	0	1	3	7	0	242

COMMONWEALTH OF PENNSYLVANIA
NEW VOTER REGISTRATION APPLICATIONS BY PUBLIC ASSISTANCE AGENCIES IN 2017

COUNTY NAME	Agency A	Agency B	Agency C	Agency D	Agency 1	Agency 2	Agency 3	Agency 4	Agency 5	Agency Total
LANCASTER	24	3	295	0	0	7	0	5	0	334
LAWRENCE	0	0	13	0	0	0	0	0	0	13
LEBANON	2	1	111	0	0	0	0	0	0	114
LEHIGH	24	7	275	0	0	5	0	1	3	315
LUZERNE	6	7	303	0	0	3	0	0	0	319
LYCOMING	0	3	106	0	0	2	0	0	0	111
MCKEAN	0	0	39	0	0	0	0	0	0	39
MERCER	6	0	101	0	7	1	0	3	0	118
MIFFLIN	0	0	34	0	0	0	0	0	0	34
MONROE	11	2	171	0	1	2	0	0	0	187
MONTGOMERY	18	11	250	1	1	2	7	2	3	295
MONTOUR	2	1	15	0	0	0	0	0	0	18
NORTHAMPTON	1	2	214	0	0	2	0	0	3	222
NORTHUMBERLAND	1	3	64	0	3	1	0	0	0	72
PERRY	0	0	26	0	0	0	0	0	0	26
PHILADELPHIA	13	8	1,972	0	2	15	3	0	9	2,022
PIKE	2	5	34	0	0	1	0	0	0	42
POTTER	5	0	19	0	0	0	0	0	0	24
SCHUYLKILL	2	5	137	0	3	1	2	0	0	150
SNYDER	2	1	17	0	0	0	0	0	0	20
SOMERSET	1	4	68	0	2	0	0	0	0	75
SULLIVAN	0	0	5	0	0	0	0	0	0	5
SUSQUEHANNA	0	0	14	0	0	0	0	0	0	14
TIOGA	0	1	28	0	0	0	0	0	0	29
UNION	0	1	9	1	0	2	0	0	0	13
VENANGO	0	0	35	1	0	0	0	0	0	36
WARREN	1	0	18	0	0	0	0	0	0	19
WASHINGTON	0	0	107	0	0	0	0	0	0	107
WAYNE	0	2	43	0	1	0	0	0	0	46
WESTMORELAND	8	12	185	1	1	3	2	0	3	215
WYOMING	2	1	24	0	0	0	0	0	0	27
YORK	26	6	375	3	0	1	0	0	0	411
PENNSYLVANIA	319	192	8,628	50	24	89	43	39	32	9,416

Appendix D

Summary of data relative to list maintenance activities in the counties.

List maintenance activities include:

- Mass Confirmation Mailings
- National Change of Address Program
- 5 Year Notice Mailings
- PennDOT Change of Address Reports
- Address Verification Notices
- Active and Inactive Voter Registrations Cancelled

COMMONWEALTH OF PENNSYLVANIA
VOTER REGISTRATION
LIST MAINTENANCE ACTIVITIES
MANDATED VOTER REMOVAL PROGRAMS
2017

National Change of Address

County Name	Notices Mailed	Returned By Individual	Returned By Post Office	Marked InActive	Cancelled Out Of County	Cancelled Out Of State
ADAMS	1,143	18	64	62	33	84
ALLEGHENY	21,442	768	597	628	416	2,243
ARMSTRONG	694	10	20	24	26	51
BEAVER	2,140	79	39	43	60	301
BEDFORD	1,052	11	33	18	24	76
BERKS	5,296	76	187	262	95	299
BLAIR	1,381	23	38	43	28	123
BRADFORD	833	31	20	23	13	116
BUCKS	8,504	243	159	161	286	1,565
BUTLER	2,535	128	75	68	103	418
CAMBRIA	1,142	17	63	91	24	109
CAMERON	78	2	1	1	2	5
CARBON	775	7	45	42	12	78
CENTRE	1,903	38	31	57	29	241
CHESTER	7,554	162	482	282	148	893
CLARION	385	65	17	75	18	38
CLEARFIELD	1,997	1	577	1,426	3	22
CLINTON	408	1	13	13	22	27
COLUMBIA	665	49	46	62	16	39
CRAWFORD	1,113	8	41	42	31	81
CUMBERLAND	3,403	63	161	173	64	308
DAUPHIN	4,321	221	126	158	101	221
DELAWARE	7,802	439	223	245	134	650
ELK	317	18	5	187	15	32
ERIE	4,154	27	8	20	6	187
FAYETTE	1,528	6	0	1,313	1	3
FOREST	64	5	2	2	1	4
FRANKLIN	2,047	36	27	33	41	249
FULTON	451	20	3	95	25	35
GREENE	459	6	17	281	10	53
HUNTINGDON	425	0	21	18	3	27
INDIANA	873	8	15	12	23	66
JEFFERSON	491	4	47	41	80	90

COMMONWEALTH OF PENNSYLVANIA
VOTER REGISTRATION
LIST MAINTENANCE ACTIVITIES
MANDATED VOTER REMOVAL PROGRAMS
2017

National Change of Address

County Name	Notices Mailed	Returned By Individual	Returned By Post Office	Marked InActive	Cancelled Out Of County	Cancelled Out Of State
JUNIATA	188	2	2	5	3	4
LACKAWANNA	2,606	64	128	2,127	46	127
LANCASTER	6,978	169	560	5,121	82	414
LAWRENCE	1,080	31	26	30	31	101
LEBANON	1,762	66	37	36	67	197
LEHIGH	4,770	37	260	3,012	67	349
LUZERNE	7,462	411	344	401	76	532
LYCOMING	1,493	27	61	57	37	142
MCKEAN	485	13	48	48	6	50
MERCER	1,641	6	1,546	1,496	0	4
MIFFLIN	563	3	526	488	0	0
MONROE	2,333	162	106	89	17	248
MONTGOMERY	10,917	159	306	282	415	1,593
MONTOUR	322	17	8	8	55	40
NORTHAMPTON	3,889	33	125	150	73	415
NORTHUMBERLAND	926	2	30	30	11	48
PERRY	418	34	12	12	19	26
PHILADELPHIA	24,426	226	16	204	437	1,753
PIKE	851	32	25	48	11	91
POTTER	190	4	5	7	8	25
SCHUYLKILL	1,541	73	20	19	40	156
SNYDER	367	3	20	20	27	47
SOMERSET	790	11	28	1	20	51
SULLIVAN	54	8	1	1	1	3
SUSQUEHANNA	409	25	6	12	15	56
TIOGA	588	15	11	11	7	65
UNION	418	8	9	234	18	62
VENANGO	558	8	483	447	1	1
WARREN	526	10	19	363	4	22
WASHINGTON	2,564	0	0	33	0	0
WAYNE	583	15	27	241	19	102
WESTMORELAND	4,347	271	149	122	130	468
WYOMING	326	15	4	4	6	27
YORK	5,878	342	811	701	58	290
PENNSYLVANIA	179,624	4,892	8,962	21,861	3,700	16,243

COMMONWEALTH OF PENNSYLVANIA
VOTER REGISTRATION LIST MAINTENANCE ACTIVITIES
FIVE YEAR NOTICE AND PENNDOT CHANGE OF ADDRESS
2017

Five Year Notices

COUNTY NAME	Notices Mailed	Recipients Who Voted	Recipients who Responded (No Move)	Recipients who Responded (Moved within County)	Re-Registered within County	Cancelled-Re-Registered
ADAMS	800	5	87	6	6	9
ALLEGHENY	11,128	114	1,368	100	128	106
ARMSTRONG	1,617	29	251	14	22	18
BEAVER	1,055	10	137	3	31	5
BEDFORD	1,663	15	163	3	28	16
BERKS	2,682	7	370	12	22	19
BLAIR	1,159	4	196	4	9	8
BRADFORD	986	4	156	15	16	5
BUCKS	4,894	39	674	32	155	65
BUTLER	6,028	9	187	3	35	22
CAMBRIA	905	7	77	6	16	10
CAMERON	128	2	16	4	4	1
CARBON	523	6	45	2	4	12
CENTRE	815	3	63	3	19	18
CHESTER	2,329	18	186	6	48	42
CLARION	275	4	68	0	8	4
CLEARFIELD	566	5	47	2	4	4
CLINTON	0	0	0	0	0	0
COLUMBIA	514	13	69	3	1	5
CRAWFORD	617	6	81	3	11	13
CUMBERLAND	1	1	0	0	0	0
DAUPHIN	2,080	4	97	3	12	16
DELAWARE	3,561	58	248	7	50	42
ELK	265	1	43	0	5	3
ERIE	2,237	23	133	7	18	8
FAYETTE	1,102	13	149	1	7	7
FOREST	65	1	10	0	0	2
FRANKLIN	831	8	203	5	11	5
FULTON	157	1	35	2	4	1
GREENE	350	7	66	7	3	3
HUNTINGDON	0	0	0	0	0	0
INDIANA	565	11	77	3	11	7
JEFFERSON	467	11	43	2	6	3

PennDOT Changes of Address

Moved within County	Moved Out of County	Total
2,227	1,002	3,229
51,591	7,774	59,365
939	560	1,499
3,416	1,331	4,747
1,295	331	1,626
13,639	3,661	17,300
3,145	718	3,863
1,557	223	1,780
14,568	5,631	20,199
4,509	1,901	6,410
2,912	1,021	3,933
77	46	123
1,415	805	2,220
3,312	1,345	4,657
11,904	4,914	16,818
675	307	982
1,670	588	2,258
891	404	1,295
1,535	675	2,210
1,893	635	2,528
7,948	3,268	11,216
11,555	4,259	15,814
14,841	6,334	21,175
624	184	808
9,662	1,019	10,681
2,370	660	3,030
55	69	124
3,559	873	4,432
319	110	429
608	208	816
714	267	981
1,775	732	2,507
698	452	1,150

Address Verification Notices

Notices Mailed	Responses
5	0
17,103	2,758
110	4
1,358	383
113	55
4,123	78
1,421	483
739	211
877	333
1,990	197
1,333	372
2	2
585	61
622	306
5,691	1,971
286	32
1,106	264
55	3
597	51
2,054	766
815	579
5,254	1,132
8,471	2,418
205	49
3,873	1,323
1,675	628
46	3
2,251	292
286	58
349	117
49	24
10	0
49	46

Total Files Marked Inactive
3,564
91,245
3,124
5,192
1,545
16,229
4,395
2,664
16,195
11,182
4,188
163
5,093
5,839
19,324
1,080
3,043
2,366
2,592
4,630
7,485
11,317
22,599
1,064
26,960
5,702
298
4,324
465
1,264
4,189
2,950
4,750

COMMONWEALTH OF PENNSYLVANIA
VOTER REGISTRATION LIST MAINTENANCE ACTIVITIES
FIVE YEAR NOTICE AND PENNDOT CHANGE OF ADDRESS
2017

Five Year Notices							PennDOT Changes of Address			Address Verification Notices		Total Files Marked Inactive
COUNTY NAME	Notices Mailed	Recipients Who Voted	Recipients who Responded (No Move)	Recipients who Responded (Moved within County)	Re-Registered within County	Cancelled-Re-Registered	Moved within County	Moved Out of County	Total	Notices Mailed	Responses	
JUNIATA	209	0	23	1	0	3	406	211	617	159	24	880
LACKAWANNA	2,055	50	264	9	32	13	5,403	1,405	6,808	2,347	3	9,253
LANCASTER	2,611	10	287	16	20	35	17,712	3,557	21,269	7,205	2,237	18,515
LAWRENCE	761	13	172	3	3	5	1,919	524	2,443	586	341	3,058
LEBANON	1,126	9	246	6	7	10	3,742	1,341	5,083	1,174	60	3,515
LEHIGH	2,500	14	265	3	5	39	10,189	4,376	14,565	4,132	2	16,161
LUZERNE	11,081	247	1,624	94	109	85	9,870	1,948	11,818	2,015	117	25,443
LYCOMING	663	9	105	2	13	11	3,137	844	3,981	1,319	155	3,209
MCKEAN	2	0	0	0	0	0	899	183	1,082	381	231	882
MERCER	769	5	72	4	8	5	2,870	660	3,530	2,217	1,729	5,181
MIFFLIN	0	0	0	0	0	0	1,117	267	1,384	91	25	2,336
MONROE	1,912	22	186	2	21	14	4,268	1,531	5,799	1,687	1	11,464
MONTGOMERY	3,617	30	393	34	109	70	19,769	10,584	30,353	7,720	2,087	27,554
MONTOUR	0	0	0	0	0	0	410	0	410	0	0	1,520
NORTHAMPTON	2,464	20	256	14	34	44	7,063	3,456	10,519	1	0	9,665
NORTHUMBERLAND	0	0	0	0	0	0	2,463	914	3,377	293	41	513
PERRY	345	4	47	0	4	9	819	589	1,408	330	63	1,934
PHILADELPHIA	81,066	18	824	46	116	205	57,961	13,201	71,162	22,252	1,752	128,905
PIKE	699	6	45	0	5	4	1,047	472	1,519	669	0	4,608
POTTER	175	5	28	4	7	1	312	151	463	159	53	638
SCHUYLKILL	1,251	25	238	7	17	14	3,162	1,087	4,249	1,236	135	4,669
SNYDER	226	5	42	1	3	4	573	363	936	236	12	782
SOMERSET	486	16	68	3	9	8	1,696	480	2,176	853	0	2,384
SULLIVAN	0	0	0	0	0	0	84	82	166	39	5	400
SUSQUEHANNA	404	5	66	5	16	4	589	278	867	297	111	1,361
TIOGA	0	0	0	0	0	0	1,102	328	1,430	264	45	2,824
UNION	221	4	35	1	9	4	821	419	1,240	336	27	1,406
VENANGO	331	0	70	2	7	5	1,434	486	1,920	507	189	1,678
WARREN	511	6	50	3	3	0	1,448	249	1,697	423	47	6,219
WASHINGTON	0	0	0	0	0	0	5,230	1,646	6,876	7	0	10,130
WAYNE	467	8	70	3	12	5	711	401	1,112	275	3	1,816
WESTMORELAND	5,785	73	1,234	28	152	66	8,792	3,163	11,955	2,723	0	19,881
WYOMING	309	5	41	1	3	4	482	330	812	290	89	371
YORK	11,794	72	1,357	50	97	47	14,329	3,427	17,756	7,038	6,168	41,177
PENNSYLVANIA	184,205	1,120	13,453	600	1,515	1,193	369,727	111,260	480,987	132,764	30,751	667,352

COMMONWEALTH OF PENNSYLVANIA
VOTER REGISTRATION LIST MAINTENANCE ACTIVITIES
CANCELLATION OF VOTER REGISTRATION
2017

ACTIVE VOTER REGISTRATIONS CANCELLED

COUNTY NAME	VOTER'S REQUEST	VOTER'S DEATH	OTHER MOVE CONFIRM	VOTER REMOVAL PROGRAM	CANVASS	PENNDOT MOVE CONFIRM	TOTAL
ADAMS	23	642	203	31	0	951	1,850
ALLEGHENY	99	10,857	1,737	689	0	7,189	20,571
ARMSTRONG	3	406	122	25	0	520	1,076
BEAVER	29	1,368	226	51	0	1,235	2,909
BEDFORD	1	420	63	8	0	310	802
BERKS	21	2,794	612	93	0	3,223	6,743
BLAIR	14	955	161	39	0	666	1,835
BRADFORD	29	385	79	20	0	195	708
BUCKS	108	4,515	927	279	0	5,329	11,158
BUTLER	16	1,315	395	90	0	1,715	3,531
CAMBRIA	28	1,304	194	22	0	940	2,488
CAMERON	1	45	4	2	0	44	96
CARBON	4	497	115	10	0	805	1,431
CENTRE	47	658	990	29	0	1,262	2,986
CHESTER	120	3,186	1,081	125	0	4,465	8,977
CLARION	10	223	105	19	0	284	641
CLEARFIELD	7	552	101	4	0	507	1,171
CLINTON	0	233	107	18	0	366	724
COLUMBIA	6	388	241	11	0	624	1,270
CRAWFORD	17	500	92	298	1	560	1,468
CUMBERLAND	34	1,835	679	64	0	3,171	5,783
DAUPHIN	35	1,852	750	97	0	4,015	6,749
DELAWARE	74	4,382	1,036	105	0	5,829	11,426
ELK	2	232	29	11	0	166	440
ERIE	33	1,787	289	7	0	872	2,988
FAYETTE	12	917	93	2	0	578	1,602
FOREST	4	52	12	1	0	62	131
FRANKLIN	21	1,038	121	37	0	804	2,021
FULTON	2	107	19	28	0	102	258
GREENE	19	298	39	9	0	188	553
HUNTINGDON	10	251	80	3	0	253	597
INDIANA	8	596	389	71	0	715	1,779
JEFFERSON	2	324	65	6	0	398	795

INACTIVE VOTER REGISTRATIONS CANCELLED

VOTER'S REQUEST	VOTER'S DEATH	OTHER MOVE CONFIRM	VOTER REMOVAL PROGRAM	PENNDOT MOVE CONFIRM	RESPONSE TO MAILING	CANVASS	5 YEAR NOTICE	TOTAL
2	50	27	7	45	0	0	6	137
8	1,545	325	176	573	0	0	122	2,749
2	88	28	24	34	9	0	22	207
1	115	34	128	78	0	0	28	384
3	47	8	2,979	13	0	0	27	3,077
1	272	113	25	366	0	0	21	798
8	80	22	2,403	42	1	0	10	2,566
1	47	8	32	25	0	0	15	128
8	412	116	15,827	267	0	0	151	16,781
6	103	94	5,353	165	1	0	34	5,756
2	117	21	3,675	80	0	0	13	3,908
0	10	2	277	2	0	0	4	295
0	83	44	6	106	0	0	4	243
6	54	98	15,873	92	0	0	19	16,142
8	256	155	11,647	409	0	0	47	12,522
1	22	18	1,280	15	0	0	8	1,344
1	122	36	6,629	66	0	0	5	6,859
1	35	20	11	38	0	0	4	109
1	88	33	2,200	51	0	0	0	2,373
4	84	26	927	67	2	0	8	1,118
2	117	50	693	102	0	0	0	964
9	143	99	198	232	0	0	14	695
15	350	158	21,134	446	0	0	51	22,154
3	15	9	14	19	0	0	4	64
5	337	78	87	121	4	0	23	655
0	99	21	66	71	1	0	7	265
0	7	4	2	7	0	0	0	20
0	67	21	114	54	0	0	11	267
0	11	5	6	6	0	0	2	30
1	47	7	946	22	0	0	2	1,025
0	38	20	1	18	0	0	0	77
2	76	55	132	16	24	0	12	317
1	85	25	7	41	0	0	6	165

COMMONWEALTH OF PENNSYLVANIA
VOTER REGISTRATION LIST MAINTENANCE ACTIVITIES
CANCELLATION OF VOTER REGISTRATION
2017

ACTIVE VOTER REGISTRATIONS CANCELLED

COUNTY NAME	VOTER'S REQUEST	VOTER'S DEATH	OTHER MOVE CONFIRM	VOTER REMOVAL PROGRAM	CANVASS	PENNDOT MOVE CONFIRM	TOTAL
JUNIATA	4	146	28	3	0	188	369
LACKAWANNA	7	1,821	191	35	0	1,229	3,283
LANCASTER	73	3,270	524	69	0	3,228	7,164
LAWRENCE	6	767	84	29	0	496	1,382
LEBANON	9	1,008	228	57	0	1,228	2,530
LEHIGH	22	2,204	817	59	4	3,985	7,091
LUZERNE	20	2,496	366	74	0	1,702	4,658
LYCOMING	9	744	129	48	0	755	1,685
MCKEAN	6	309	36	7	0	170	528
MERCER	8	1,065	157	6	0	555	1,791
MIFFLIN	2	263	39	0	0	217	521
MONROE	18	994	313	61	0	1,352	2,738
MONTGOMERY	232	6,154	1,532	349	0	9,697	17,964
MONTOUR	2	135	118	51	0	3	309
NORTHAMPTON	37	1,960	653	68	0	3,266	5,984
NORTHUMBERLAND	11	788	199	20	0	892	1,910
PERRY	0	264	127	26	0	518	935
PHILADELPHIA	318	11,959	2,831	323	11	12,253	27,695
PIKE	3	376	101	16	0	429	925
POTTER	2	147	25	11	0	137	322
SCHUYLKILL	23	1,174	153	45	0	973	2,368
SNYDER	2	215	72	27	0	341	657
SOMERSET	4	651	86	1	0	401	1,143
SULLIVAN	0	64	26	1	0	73	164
SUSQUEHANNA	16	343	55	31	0	247	692
TIOGA	3	348	61	7	0	296	715
UNION	24	253	120	16	0	388	801
VENANGO	6	454	75	9	0	414	958
WARREN	11	369	45	4	0	203	632
WASHINGTON	12	1,737	368	12	0	1,514	3,643
WAYNE	1	411	107	18	0	361	898
WESTMORELAND	68	2,847	491	117	0	2,818	6,341
WYOMING	0	217	53	11	0	325	606
YORK	61	2,782	581	64	0	2,987	6,475
PENNSYLVANIA	1,859	93,649	21,947	3,979	16	101,984	223,434

INACTIVE VOTER REGISTRATIONS CANCELLED

VOTER'S REQUEST	VOTER'S DEATH	OTHER MOVE CONFIRM	VOTER REMOVAL PROGRAM	PENNDOT MOVE CONFIRM	RESPONSE TO MAILING	CANVASS	5 YEAR NOTICE	TOTAL
2	26	9	303	20	0	0	0	360
0	198	46	41	145	0	0	32	462
7	296	123	16,946	344	0	0	20	17,736
11	75	11	2,636	24	0	0	3	2,760
7	105	40	3,552	106	1	0	6	3,817
3	234	182	10	312	0	3	4	748
16	478	90	118	176	2	0	103	983
0	60	16	20	64	0	0	12	172
1	37	6	1,248	15	0	0	0	1,307
0	145	42	30	89	0	0	12	318
0	31	8	0	49	0	0	0	88
4	119	63	680	151	0	0	22	1,039
28	546	220	25,087	771	0	1	114	26,767
0	19	25	3	0	0	0	0	47
3	146	89	11,133	124	2	0	32	11,529
0	7	6	3	13	1	0	0	30
0	56	38	786	59	0	0	3	942
31	817	300	67,835	644	0	8	139	69,774
0	16	30	14	37	1	0	6	104
2	10	4	20	8	0	0	7	51
0	135	35	2,803	91	0	0	15	3,079
0	21	10	922	17	0	0	3	973
1	100	30	3,094	73	0	0	5	3,303
0	15	5	17	11	0	0	14	62
6	40	9	18	18	0	0	16	107
2	36	24	1	32	0	0	0	95
1	16	14	12	30	0	0	9	82
1	51	24	1,377	70	0	0	8	1,531
1	89	23	1	42	0	0	1	157
2	256	81	51	102	0	0	9	501
0	25	18	35	40	0	0	11	129
7	466	145	161	288	0	0	135	1,202
0	2	0	8	5	0	0	2	17
13	569	203	113	359	0	0	88	1,345
251	10,264	3,749	231,957	8,018	49	12	1,511	255,811

Appendix E

A summary of data for “motor voter” applications by political party.

This information is provided directly by the contract vendor who processes the application for the Department and PennDOT. These statistics relate to the number of individuals who applied to register to vote at a photo license center. The total number of applications provided by the contracted vendor may differ from the counties’ total applications received from PennDOT for a variety of reasons, including not having been received by the counties until the next reporting period.

COMMONWEALTH OF PENNSYLVANIA
VOTER REGISTRATION APPLICATIONS BY POLITICAL PARTY
RECEIVED AT PENNDOT LICENSE CENTERS
2017

County Name	Democratic	Republican	Other	Total	County Name	Democratic	Republican	Other	Total
ADAMS	609	1,221	692	2,522	LACKAWANNA	1,371	1,055	800	3,226
ALLEGHENY	11,002	5,989	5,710	22,701	LANCASTER	3,108	3,848	2,868	9,824
ARMSTRONG	267	585	237	1,089	LAWRENCE	528	647	346	1,521
BEAVER	1,008	1,156	733	2,897	LEBANON	859	1,183	736	2,778
BEDFORD	136	436	156	728	LEHIGH	4,052	2,483	2,551	9,086
BERKS	3,548	2,595	2,341	8,484	LUZERNE	2,020	1,797	1,254	5,071
BLAIR	448	887	465	1,800	LYCOMING	528	903	501	1,932
BRADFORD	205	527	255	987	McKEAN	168	360	217	745
BUCKS	5,213	4,500	3,934	13,647	MERCER	724	792	498	2,014
BUTLER	912	1,813	894	3,619	MIFFLIN	150	370	147	667
CAMBRIA	466	818	387	1,671	MONROE	2,511	1,476	1,610	5,597
CAMERON	15	36	22	73	MONTGOMERY	6,822	4,404	4,138	15,364
CARBON	351	489	327	1,167	MONTOUR	125	178	94	397
CENTRE	1,056	954	772	2,782	NORTHAMPTON	2,735	2,153	2,116	7,004
CHESTER	3,952	3,453	3,002	10,407	NORTHUMBERLAND	332	563	356	1,251
CLARION	110	223	132	465	PERRY	154	407	201	762
CLEARFIELD	324	661	304	1,289	PHILADELPHIA	18,380	3,530	6,593	28,503
CLINTON	152	281	133	566	PIKE	487	727	591	1,805
COLUMBIA	272	441	252	965	POTTER	46	191	66	303
CRAWFORD	276	549	301	1,126	SCHUYLKILL	549	945	541	2,035
CUMBERLAND	1,486	2,014	1,475	4,975	SNYDER	107	200	116	423
DAUPHIN	2,547	1,871	1,692	6,110	SOMERSET	257	634	219	1,110
DELAWARE	4,618	3,038	2,441	10,097	SULLIVAN	21	49	22	92
ELK	122	217	99	438	SUSQUEHANNA	170	426	181	777
ERIE	1,824	1,588	1,162	4,574	TIOGA	129	365	179	673
FAYETTE	903	1,019	516	2,438	UNION	159	274	177	610
FOREST	16	54	17	87	VENANGO	251	457	202	910
FRANKLIN	733	1,636	945	3,314	WARREN	155	286	208	649
FULTON	32	176	48	256	WASHINGTON	1,072	1,535	818	3,425
GREENE	226	269	143	638	WAYNE	293	515	286	1,094
HUNTINGDON	141	321	139	601	WESTMORELAND	2,051	2,773	1,365	6,189
INDIANA	283	517	251	1,051	WYOMING	111	220	103	434
JEFFERSON	141	382	137	660	YORK	2,897	4,132	2,746	9,775
JUNIATA	65	168	70	303	PENNSYLVANIA	96,781	80,762	63,030	240,573

Appendix F

Summary of the Department's efforts to comply with the National Voter Registration Act of 1993.

The charts illustrate the voter registration activity at the agency level on a monthly basis. Included are the number of registration offers that were made and the number of offers that were declined.

COMMONWEALTH OF PENNSYLVANIA
SUMMARY OF VOTER REGISTRATIONS OFFERED FROM PREFERENCE FORM
DATA FROM NVRA AGENCIES
2017

	WIC	D.A.	County MH/ID	CAO	COOC	C&Y	HC	SSHE	Special Ed. Prg.	AAA	Para-Transit	Total
January	19,610	2,358	4,596	316,446	204	187	51	6	0	12,981	1,735	358,174
February	17,806	1,549	3,890	273,292	192	137	37	6	3	12,431	1,761	311,104
March	19,942	1,914	3,970	312,622	296	204	49	4	1	14,184	1,856	355,042
April	17,290	1,668	3,795	266,241	370	186	38	8	5	12,805	1,560	303,966
May	19,089	1,727	3,779	266,867	506	152	43	5	8	14,838	1,579	308,593
June	18,542	565	4,181	295,184	490	191	41	1	1	14,030	1,731	334,957
July	17,782	318	4,360	258,062	432	97	33	0	0	12,968	1,623	295,675
August	21,436	292	4,384	267,159	268	148	42	16	0	8,768	1,711	304,224
September	19,616	282	4,158	248,651	562	220	38	0	2	13,084	1,745	288,358
October	19,616	213	4,158	248,651	399	212	41	3	2	14,303	1,959	289,557
November	18,428	291	3,742	263,743	104	556	6	5	0	12,822	1,854	301,551
December	16,104	1,217	3,686	266,343	210	270	36	0	0	12,116	1,668	301,650
Total	225,261	12,394	48,699	3,283,261	4,033	2,560	455	54	22	155,330	20,782	3,752,851

WIC - Women, Infants and Children
D.A. - Disability Agencies
County MH/ID - County Mental Health and Intellectual Disabilities
CAO - County Assistance Offices
COOC - Clerk of Orphan's Court
C&Y - County Children and Youth Offices
HC - Health Care facilities
SSHE - State System of Higher Education
Special Ed. Program - Bureau of Special Education
AAA - Area Agencies on Aging

COMMONWEALTH OF PENNSYLVANIA
SUMMARY OF VOTER REGISTRATIONS DECLINED FROM PREFERENCE FORM
DATA FROM NVRA AGENCIES
2017

	WIC	D.A.	County MH/ID	CAO	COOC	C&Y	HC	SSHE	Special Ed. Prg.	AAA	Para-Transit	Total
January	19,133	1,713	4,112	62,448	315	130	52	87	0	9,298	191	97,479
February	17,388	1,575	3,511	49,640	304	110	40	22	3	8,919	211	81,723
March	19,501	1,842	3,643	55,155	460	140	55	15	1	10,194	191	91,197
April	16,941	1,686	3,495	49,177	584	135	37	9	4	9,201	201	81,470
May	18,653	1,739	3,491	52,874	822	109	45	9	7	10,996	232	88,977
June	18,101	708	3,786	54,543	783	132	41	3	1	9,978	185	88,261
July	17,361	273	4,029	52,384	416	78	37	0	0	7,200	213	81,991
August	20,968	285	3,873	58,631	416	103	44	6	0	6,115	224	90,665
September	19,100	277	3,769	59,102	944	197	35	0	2	9,266	180	92,872
October	19,100	214	3,769	59,102	652	190	42	22	2	10,069	204	93,366
November	17,939	369	3,401	56,722	146	533	8	11	0	9,013	215	88,357
December	15,736	1,051	3,387	52,351	333	240	42	4	2	8,469	164	81,779
Total	219,921	11,732	44,266	662,129	6,175	2,097	478	188	22	108,718	2,411	1,058,137

WIC - Women, Infants and Children
D.A. - Disability Agencies
County MH/ID - County Mental Health and Intellectual Disabilities
CAO - County Assistance Offices
COOC - Clerk of Orphan's Court
C&Y - County Children and Youth Offices
HC - Health Care facilities
SSHE - State System of Higher Education
Special Ed. Program - Bureau of Special Education
AAA - Area Agencies on Aging