




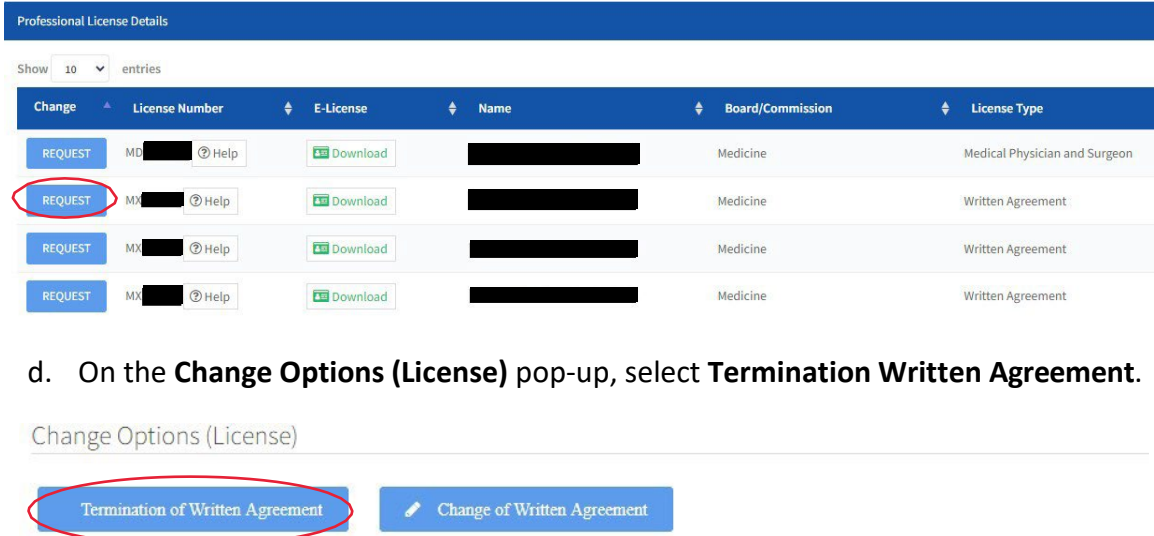
Pennsylvania
Department of State

**Job Aid for Written Agreement Termination
Initiated By Supervising Physician**

Bureau of Professional and Occupational Affairs

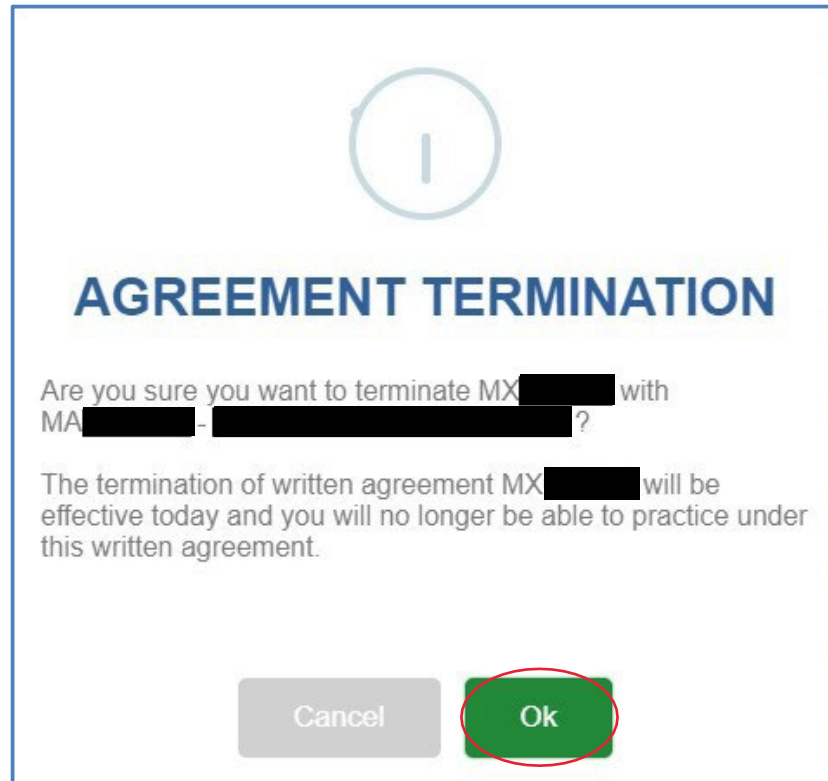
**State Boards of Medicine and Osteopathic
Medicine**

These steps can be followed for Written Agreement applications initiated by Supervising Physician

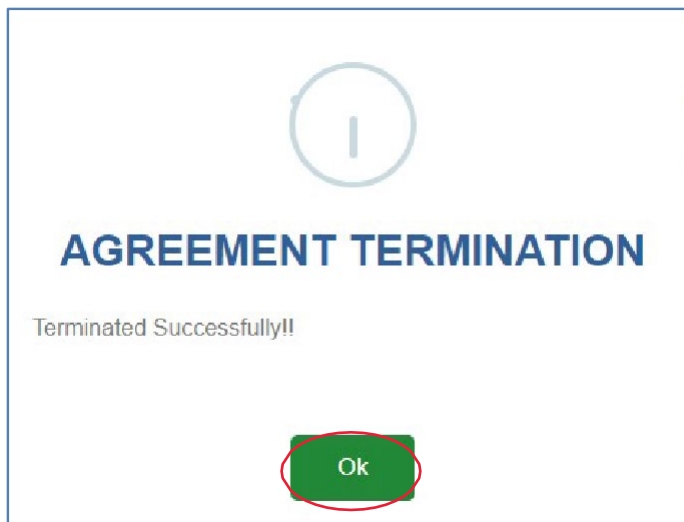
Step No	Action
1.	<p>Go to https://www.pals.pa.gov</p> <p>Select Login</p> 
2.	<p>The Supervising Physician will need to log into PALS by entering their User ID and Password and clicking LOGIN.</p> <ol style="list-style-type: none"> The Dashboard screen will be displayed. In the Professional License Details section, locate the desired "Written Agreement" number you wish to terminate. Click on the [Request] button.  <ol style="list-style-type: none"> On the Change Options (License) pop-up, select Termination Written Agreement.

Written Agreement Termination Initiated by Supervising Physician

3. The Written Agreement termination confirmation will be populated, prompting the Physician and Surgeon to click "Ok".



4. After clicking on "Ok", the Supervising Physician will be prompted with the successful termination of the agreement.



5. An email will then be sent, confirming the relationship has been terminated to both the supervising physician and physician assistant.