


## CHAPTER 2 REVIEW QUESTIONS

**1. WHEN YOU SEE THIS SIGN, YOU MUST:**

- A. Stop completely, check for pedestrians, and cross traffic
- B. Slow down without coming to a complete stop
- C. Stop completely and wait for a green light
- D. Slow down and check for traffic



**2. THIS IS THE SHAPE AND COLOR OF A \_\_\_\_\_ SIGN.**

- A. Stop
- B. Wrong Way
- C. Yield
- D. Do not enter



**3. THIS SIGN MEANS:**

- A. Stop
- B. No U-Turn
- C. Yield
- D. Do not enter



**4. THIS SIGN MEANS:**

- A. No U-Turn
- B. No Turning
- C. No left turn
- D. No right turn



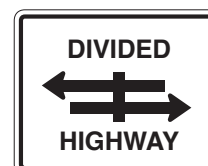
**5. THIS SIGN MEANS:**

- A. No U-Turn
- B. No left turn
- C. No right turn
- D. No turning



**6. THIS SIGN MEANS:**

- A. You must turn left or right
- B. You are approaching a T-intersection
- C. The road that you are on intersects with a divided highway
- D. Designates an overpass above a divided highway



**7. YOU NEED TO USE EXTRA CAUTION WHEN DRIVING NEAR A PEDESTRIAN USING A WHITE CANE BECAUSE:**

- A. He or she is deaf
- B. He or she has a mental disability
- C. He or she is blind
- D. He or she has a walking problem

**8. WHEN DRIVING NEAR A BLIND PEDESTRIAN WHO IS CARRYING A WHITE CANE OR USING A GUIDE DOG, YOU SHOULD:**

- A. Slow down and be prepared to stop
- B. Take the right-of-way
- C. Proceed normally
- D. Drive away quickly

**9. IF THERE ARE NO SIGNALS AT A RAILROAD CROSSING, YOU SHOULD:**

- A. Slow down and prepare to stop if you see or hear a train approaching
- B. Proceed as quickly as possible over the tracks
- C. Proceed through the crossing at a normal rate
- D. Proceed slowly over the tracks



**10. YOU MAY DRIVE AROUND THE GATES AT A RAILROAD CROSSING:**

- A. When the train has passed
- B. Never
- C. When the lights have stopped flashing
- D. When other drivers drive around the gates

**11. IF YOU SEE THIS SIGN ABOVE YOUR LANE, YOU:**

- A. May not exit the freeway in this lane
- B. May continue through the interchange or exit the freeway in this lane
- C. May stay in this lane and continue through the interchange
- D. Must exit the freeway if you stay in this lane



**12. HIGHWAY AND EXPRESSWAY GUIDE SIGNS ARE:**

- A. Orange with black letters
- B. Green with white letters
- C. Yellow with black letters
- D. Red with white letters

**13. THIS SIGN IS USED TO WARN DRIVERS ABOUT:**

- A. Upcoming intersections
- B. Road construction
- C. Road curves ahead
- D. Changes in traffic lanes



**14. THIS SIGN TELLS YOU THAT:**

- A. No turns are allowed on this road
- B. The road narrows ahead
- C. There are a series of curves ahead
- D. The road may be slippery when wet



**15. THIS SIGN MEANS:**

- A. Left curve ahead
- B. Series of curves
- C. S curved ahead
- D. Slippery when wet



**16. THIS SIGN INDICATES THAT:**

- A. There is a steep hill ahead
- B. No trucks are allowed on the hill
- C. A logging road is ahead
- D. There are trucks on the hill



**17. A YELLOW AND BLACK DIAMOND-SHAPED SIGN:**

- A. Warns you about conditions on or near the road
- B. Helps direct you to cities and towns ahead
- C. Tells you about traffic laws and regulations
- D. Tells you about road construction ahead



18. THE SIGN WITH THIS SHAPE AND COLOR IS A \_\_\_\_\_ SIGN.

- A. No passing zone
- B. Wrong way
- C. Railroad crossing
- D. Stop



19. WHICH OF THESE SIGNS IS USED TO SHOW THE END OF A DIVIDED HIGHWAY?

- A. 2
- B. 4
- C. 3
- D. 1



20. THIS SIGN IS USED TO WARN DRIVERS ABOUT:

- A. Lane ends, merge left
- B. Road curves ahead
- C. Upcoming intersections
- D. Road construction



21. THIS SIGN SHOWS ONE TYPE OF:

- A. Intersection
- B. Road curve
- C. Right turn
- D. Lane change



22. THIS SIGN SHOWS ONE TYPE OF:

- A. Right turn
- B. Intersection
- C. Lane change
- D. Road curve



23. WHAT SHOULD YOU BE MOST CONCERNED ABOUT WHEN YOU SEE THIS SIGN?

- A. Driving with your headlights out of alignment because one side of your car is higher than the other
- B. Damaging a tire, if you drift onto the shoulder
- C. Hydroplaning, if the shoulder has water on it
- D. Losing control of your vehicle, if you drift onto the shoulder, because of a drop off



24. WHAT IS THE MEANING OF THIS SIGN?

- A. The traffic signal ahead is red
- B. The traffic signal ahead is broken
- C. The traffic signal ahead is green
- D. There is a traffic signal ahead




25. THIS SIGN MEANS:

- A. Divided highway ends
- B. One-way street begins
- C. One-way street ends
- D. Divided highway begins



26. FROM TOP TO BOTTOM, THE FOLLOWING IS THE PROPER ORDER FOR TRAFFIC LIGHTS:

- A. Red, yellow, green
- B. Red, green, yellow
- C. Green, red, yellow
- D. Green, yellow, red



---

**27. IF A GREEN ARROW TURNS INTO A GREEN LIGHT, YOU:**

- A. May still turn but you must yield to oncoming traffic
  - B. May no longer turn and must proceed straight
  - C. Still have the right of way to turn
  - D. No longer have to turn the way the arrow indicates
- 

**28. A STEADY YELLOW LIGHT AT AN INTERSECTION MEANS:**

- A. Go
  - B. Yield to other cars
  - C. Slow down and prepare to stop
  - D. Stop
- 

**29. A FLASHING YELLOW LIGHT MEANS THAT YOU SHOULD:**

- A. Slow down and proceed with care
  - B. Continue through if the way is clear
  - C. Stop and proceed when a green light appears
  - D. Stop and proceed when the way is clear
- 

**30. YOU MUST STOP WHEN YOU SEE A:**

- A. Flashing red light
  - B. Steady yellow light
  - C. Yellow arrow
  - D. Flashing yellow light
- 

**31. A STEADY GREEN LIGHT AT AN INTERSECTION MEANS THAT YOU:**

- A. Must slow down and prepare to stop
  - B. Must stop and check for oncoming traffic before proceeding
  - C. May drive through the intersection if the road is clear
  - D. May not turn right
- 

**32. A STEADY YELLOW LIGHT MEANS THAT A \_\_\_\_\_ LIGHT WILL SOON APPEAR.**

- A. Flashing yellow
  - B. Steady green
  - C. Steady red
  - D. Flashing red
- 

**33. YOU MAY CONTINUE CAREFULLY THROUGH A YELLOW LIGHT IF:**

- A. There is an emergency vehicle crossing your lane
  - B. There are no pedestrians crossing
  - C. You are turning right
  - D. You are within the intersection
- 

**34. YOU MAY TURN LEFT AT A RED LIGHT IF:**

- A. There is no traffic coming in the opposite direction
  - B. You are turning from a two-way street onto a one-way street
  - C. You are turning from a one-way street onto another one-way street
  - D. The car in front of you turns left
- 

**35. IF A TRAFFIC LIGHT IS BROKEN OR NOT FUNCTIONING YOU SHOULD:**

- A. Stop and wait for it to be repaired
  - B. Stop and wait for a police officer to arrive
  - C. Continue as if it were a four-way stop sign
  - D. Continue as you normally would
-

**36. YOU MAY TURN RIGHT ON RED IF YOU:**

- A. Stop first and check for traffic and pedestrians
- B. Have a right turn red arrow
- C. Are in the left lane
- D. Slow down first

**37. WHEN MAKING A RIGHT TURN ON A GREEN LIGHT, YOU MUST:**

- A. Maintain normal driving speed
- B. Stop and look for oncoming traffic
- C. Yield to pedestrians
- D. Increase your normal driving speed

**38. THE SPEED LIMIT IS \_\_\_\_\_ MILES PER HOUR WHEN THE YELLOW LIGHTS ARE FLASHING ON THE SCHOOL ZONE SPEED SIGN.**

- A. 25
- B. 15
- C. 20
- D. 35

**39. A FLASHING RED LIGHT AT A RAILROAD CROSSING MEANS:**

- A. Stop, do not proceed until signals are completed
- B. Slow down and proceed if clear
- C. Proceed with caution
- D. You have the right-of-way

**40. THIS GREEN ARROW ON A LANE USE CONTROL SIGNAL MEANS THAT:**

- A. You may use this lane
- B. No traffic is allowed in this lane
- C. You have the right-of-way
- D. You must merge into this lane



**41. THIS SIGN MEANS:**

- A. Pedestrians ahead
- B. End of construction zone
- C. School crossing ahead
- D. Flagger ahead



**42. THIS SIGN MEANS THAT:**

- A. A community service group is picking up trash along the highway ahead
- B. Workers are on or very close to the road in the work zone ahead
- C. Children are at play ahead
- D. There is a pedestrian crosswalk ahead



**43. WHEN AN ARROW PANEL IN A WORK ZONE SHOWS EITHER OF THE FOLLOWING PATTERNS, IT MEANS:**

- A. The bulbs on the sign are burned out
- B. Drive with caution
- C. Changes lanes immediately
- D. Tune your radio to a station that gives traffic updates



**44. THE CENTER LANE IN THE ILLUSTRATION IS USED FOR:**

- A. Regular travel
- B. Left turns only
- C. Passing only
- D. Emergency vehicles only



---

45. YOU MAY PASS IF THE LINE DIVIDING TWO LANES IS A \_\_\_\_\_ LINE.

- A. Broken white
- B. Double solid yellow
- C. Solid yellow
- D. Solid white

---

46. LANES OF TRAFFIC MOVING IN THE SAME DIRECTION ARE DIVIDED BY \_\_\_\_ LINES.

- A. Yellow
- B. White
- C. Red
- D. Black

---

47. YOU MAY NOT PASS ANOTHER CAR ON EITHER SIDE OF A \_\_\_\_\_ CENTERLINE.

- A. Combination solid and broken yellow
- B. Single broken yellow
- C. Double solid yellow
- D. Single broken white

---

48. YOU MAY CROSS SOLID YELLOW LINES:

- A. To pass traffic moving in the same direction
- B. During daylight hours only
- C. At any time
- D. When making turns

---

49. THE ROAD EDGE ON THE RIGHT SIDE IS MARKED BY A \_\_\_\_\_ LINE.

- A. Broken white
- B. Solid yellow
- C. Solid white
- D. Broken yellow audio

---

50. LANES OF TRAFFIC MOVING IN THE OPPOSITE DIRECTION ARE DIVIDED BY \_\_\_\_ LINES.

- A. White
- B. Red
- C. Black
- D. Yellow

---

51. WHEN YOU SEE THIS BLACK AND YELLOW SIGN, IT MEANS:

- A. The road to the right is for one-way traffic only
- B. Detour to the right because of road construction
- C. Slow down because the road ahead changes direction at an extreme angle
- D. There is a cross road ahead on your right



---

52. WHEN YOU SEE THIS SIGN, IT MEANS:

- A. There is an object on the roadway
- B. Traffic is coming from the right
- C. The road is curving sharply to the left
- D. There is a merge point ahead



---

53. AT AN INTERSECTION CONTROLLED BY A STOP SIGN, IF YOU CAN'T GET A GOOD VIEW OF CROSS-STREET TRAFFIC WHEN YOU STOP BEHIND THE WHITE TOP BAR PAINTED ON THE PAVEMENT, YOU SHOULD:

- A. Wait 5 seconds, then proceed.
- B. Sound your horn before proceeding
- C. Put down your windows, listen for traffic, and then proceed
- D. Pull forward slowly, check for traffic and pedestrians, and proceed when clear

54. THE POSTED SPEED LIMITS SHOW:

- A. The minimum legal speed limit
- B. The exact speed at which you must travel to avoid a ticket
- C. The maximum safe speed under ideal road and weather conditions
- D. The maximum safe speed under all road conditions



55. A HIGHWAY WITH TWO-WAY TRAFFIC IS MARKED BY WHICH OF THESE SIGNS?

- A. 1
- B. 2
- C. 3
- D. 4



56. FROM THE CENTER LANE, WHAT MANEUVERS CAN YOU PERFORM?

- A. Make left turns
- B. Make U-turns
- C. Pass slower-moving traffic
- D. All of the above



57. WHICH OF THESE SIGNS MEANS THAT DRIVERS SHOULD KEEP TO THE RIGHT?

- A. 2
- B. 1
- C. 3
- D. 4



---

**CHAPTER 2 ANSWER KEY**

---

- |       |       |       |
|-------|-------|-------|
| 1. A  | 20. A | 39. A |
| 2. C  | 21. A | 40. A |
| 3. D  | 22. B | 41. D |
| 4. A  | 23. D | 42. B |
| 5. C  | 24. D | 43. B |
| 6. C  | 25. D | 44. B |
| 7. C  | 26. A | 45. A |
| 8. A  | 27. A | 46. B |
| 9. A  | 28. C | 47. C |
| 10. B | 29. A | 48. D |
| 11. D | 30. A | 49. C |
| 12. B | 31. C | 50. D |
| 13. C | 32. C | 51. C |
| 14. C | 33. D | 52. C |
| 15. D | 34. C | 53. D |
| 16. A | 35. C | 54. C |
| 17. A | 36. A | 55. C |
| 18. A | 37. C | 56. A |
| 19. A | 38. B | 57. A |