

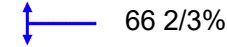
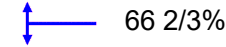
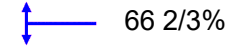
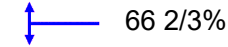
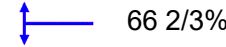
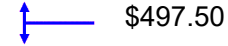
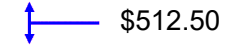
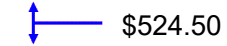
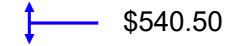
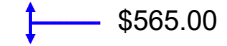
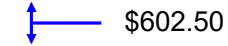
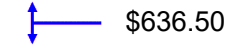




Pennsylvania
Department of
Labor & Industry
 Bureau of Workers' Compensation

Pennsylvania Workers' Compensation Statewide Average Weekly Wage

January 1, 2017 Maximum: \$995.00	January 1, 2018 Maximum: \$1,025.00	January 1, 2019 Maximum: \$1,049.00	January 1, 2020 Maximum: \$1,081.00	January 1, 2021 Maximum: \$1,130.00	January 1, 2022 Maximum: \$1,205.00	January 1, 2023 Maximum: \$1,273.00
\$1,492.50  \$746.26	\$1,537.50  \$768.76	\$1,573.50  \$786.76	\$1,621.50  \$810.76	\$1,695.00  \$847.51	\$1,807.50  \$903.76	\$1,909.50  \$954.76
\$746.25  \$552.78	\$768.75  \$569.44	\$786.75  \$582.78	\$810.75  \$600.56	\$847.50  \$627.78	\$903.75  \$669.44	\$954.75  \$707.22
\$552.77 or 90% Less 1.7%	\$569.43 or 90% Less 3.0%	\$582.77 or 90% Less 2.3%	\$600.55 or 90% Less 3.1%	\$627.77 or 90% Less 4.6%	\$669.43 or 90% Less 6.6%	\$707.21 or 90% Less 5.7%

Department of Labor & Industry
 Bureau of Workers' Compensation
 651 Boas Street
 Harrisburg, PA 17121