

NOTE: This report contains the number of consumers that are MA eligible and managed care eligible any time during the month. The data is based on capitation payments and therefore each consumer we paid for in the month is counted.



BMCO

Monthly Physical Health Managed Care Program Enrollment Report

Released: October 23, 2024



Table of Contents

HEALTHCHOICES

| | |
|------------------------------------------------|-------|
| Map | 4 |
| Enrollment by Plan and by County | 5-7 |
| Market Share by Plan – Statewide | 8 |
| Market Share by Zone and by Plan | 9 |
| Enrollment by Plan, by Race and by County | 10-19 |
| Enrollment by Ethnicity, by Plan and by County | 20-29 |
| Plan Make Up by Age Group and Gender | 30-32 |
| Plan Make Up by Age Group | 33-34 |
| Aid Category Distribution | 35 |
| PCP Selection During Enrollment | 36 |

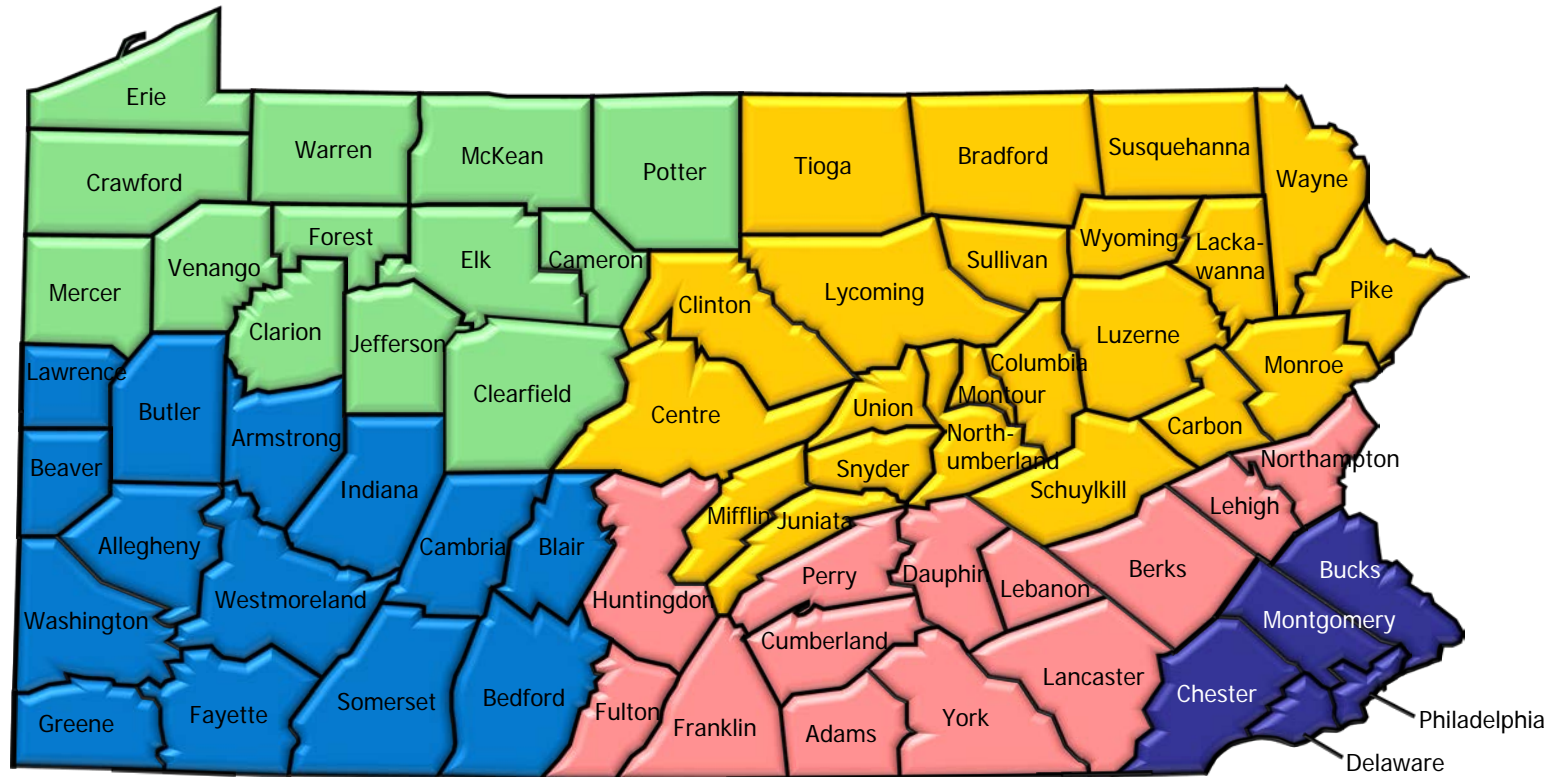
LINK TO MCO DIRECTORY

37



HealthChoices

Managed Care



- HealthChoices Southeast – 1997
- HealthChoices Southwest – 1999
- HealthChoices Lehigh/Capital – 2001
- HealthChoices Northwest – 2012
- HealthChoices Northeast – 2013

| SOUTHEAST | | | | | | |
|-------------------|----------------|--------------------|----------------|---------------------|-----------------|----------------|
| County | 42 United | 45 Health Partners | 47 Keystone | 3D Geisinger* | 3E UPMC* | TOTAL |
| 09 Bucks | 6,902 | 15,434 | 44,495 | 1,819 | 2,126 | 70,776 |
| 15 Chester | 13,717 | 4,996 | 27,164 | 1,449 | 2,341 | 49,667 |
| 23 Delaware | 10,347 | 12,449 | 77,118 | 1,847 | 2,831 | 104,592 |
| 46 Montgomery | 10,726 | 15,535 | 65,069 | 2,106 | 3,218 | 96,654 |
| 51 Philadelphia | 54,741 | 208,292 | 252,767 | 9,001 | 13,575 | 538,376 |
| TOTAL | 96,433 | 256,706 | 466,613 | 16,222 | 24,091 | 860,065 |
| PERCENTAGE | 11% | 30% | 55% | 2% | 3% | |
| SOUTHWEST | | | | | | |
| County | 31 Highmark | 34 UPMC | 3A Geisinger* | 3B Health Partners* | 3C AmeriHealth* | TOTAL |
| 02 Allegheny | 60,439 | 115,923 | 4,721 | 5,750 | 6,011 | 192,844 |
| 03 Armstrong | 1,222 | 9,514 | 109 | 183 | 263 | 11,291 |
| 04 Beaver | 10,131 | 15,563 | 634 | 792 | 871 | 27,991 |
| 05 Bedford | 1,082 | 6,598 | 247 | 266 | 275 | 8,468 |
| 07 Blair | 5,413 | 18,192 | 1,256 | 722 | 736 | 26,319 |
| 10 Butler | 4,552 | 14,405 | 416 | 451 | 671 | 20,495 |
| 11 Cambria | 4,471 | 19,698 | 776 | 1,171 | 950 | 27,066 |
| 26 Fayette | 5,058 | 23,827 | 666 | 684 | 1,097 | 31,332 |
| 30 Greene | 1,451 | 5,160 | 199 | 223 | 540 | 7,573 |
| 32 Indiana | 2,370 | 10,938 | 242 | 221 | 526 | 14,297 |
| 37 Lawrence | 5,577 | 10,399 | 398 | 398 | 691 | 17,463 |
| 56 Somerset | 2,127 | 8,481 | 326 | 334 | 398 | 11,666 |
| 63 Washington | 7,155 | 24,539 | 946 | 874 | 1,975 | 35,489 |
| 65 Westmoreland | 11,810 | 36,674 | 1,056 | 1,204 | 1,722 | 52,466 |
| TOTAL | 122,858 | 319,911 | 11,992 | 13,273 | 16,726 | 484,760 |
| PERCENTAGE | 25% | 66% | 2% | 3% | 3% | |

* New MCO in Zone

cont.

| LEHIGH/CAPITAL | | | | | | |
|-------------------|----------------|----------------|----------------|---------------------|---------------------|----------------|
| County | 51 Highmark | 54 UPMC | 57 AmeriHealth | 3K Geisinger* | 3L Health Partners* | TOTAL |
| 01 Adams | 6,072 | 3,700 | 1,893 | 750 | 701 | 13,116 |
| 06 Berks | 17,656 | 13,231 | 42,587 | 3,236 | 5,117 | 81,827 |
| 21 Cumberland | 13,649 | 10,039 | 7,967 | 2,001 | 1,648 | 35,304 |
| 22 Dauphin | 26,795 | 17,715 | 12,165 | 3,848 | 3,270 | 63,793 |
| 28 Franklin | 4,477 | 3,822 | 13,619 | 1,389 | 1,702 | 25,009 |
| 29 Fulton | 577 | 934 | 829 | 115 | 119 | 2,574 |
| 31 Huntingdon | 624 | 3,816 | 1,766 | 655 | 221 | 7,082 |
| 36 Lancaster | 25,444 | 18,379 | 32,261 | 3,166 | 3,216 | 82,466 |
| 38 Lebanon | 13,117 | 4,351 | 4,837 | 1,002 | 952 | 24,259 |
| 39 Lehigh | 20,623 | 8,065 | 42,589 | 2,513 | 3,273 | 77,063 |
| 48 Northampton | 11,434 | 4,038 | 24,587 | 1,667 | 1,753 | 43,479 |
| 50 Perry | 3,181 | 1,382 | 1,251 | 299 | 210 | 6,323 |
| 67 York | 27,977 | 19,758 | 22,492 | 4,729 | 4,698 | 79,654 |
| TOTAL | 171,626 | 109,230 | 208,843 | 25,370 | 26,880 | 541,949 |
| PERCENTAGE | 32% | 20% | 39% | 5% | 5% | |
| NORTHWEST | | | | | | |
| County | 35 UPMC | 37 AmeriHealth | 3H Geisinger* | 3J Health Partners* | TOTAL | |
| 12 Cameron | 823 | 91 | 26 | 71 | 1,011 | |
| 16 Clarion | 4,777 | 745 | 160 | 233 | 5,915 | |
| 17 Clearfield | 10,718 | 2,396 | 1,148 | 485 | 14,747 | |
| 20 Crawford | 12,334 | 1,501 | 422 | 473 | 14,730 | |
| 24 Elk | 3,888 | 458 | 162 | 175 | 4,683 | |
| 25 Erie | 41,853 | 11,130 | 3,425 | 4,242 | 60,650 | |
| 27 Forest | 536 | 70 | 11 | 26 | 643 | |
| 33 Jefferson | 6,988 | 561 | 197 | 160 | 7,906 | |
| 42 McKean | 6,175 | 1,237 | 173 | 226 | 7,811 | |
| 43 Mercer | 16,588 | 2,997 | 906 | 960 | 21,451 | |
| 53 Potter | 1,693 | 980 | 78 | 76 | 2,827 | |
| 61 Venango | 8,053 | 1,300 | 325 | 455 | 10,133 | |
| 62 Warren | 4,908 | 1,032 | 178 | 275 | 6,393 | |
| TOTAL | 119,334 | 24,498 | 7,211 | 7,857 | 158,900 | |
| PERCENTAGE | 75% | 15% | 5% | 5% | | |

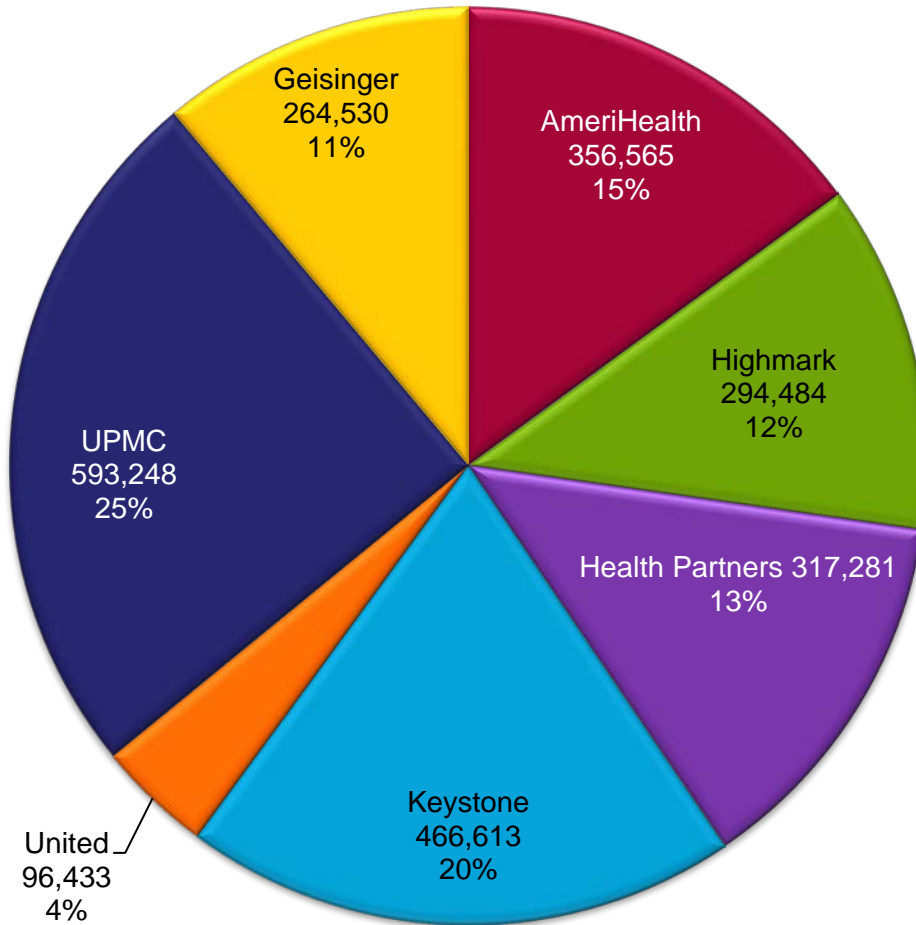
* New MCO in Zone

cont.

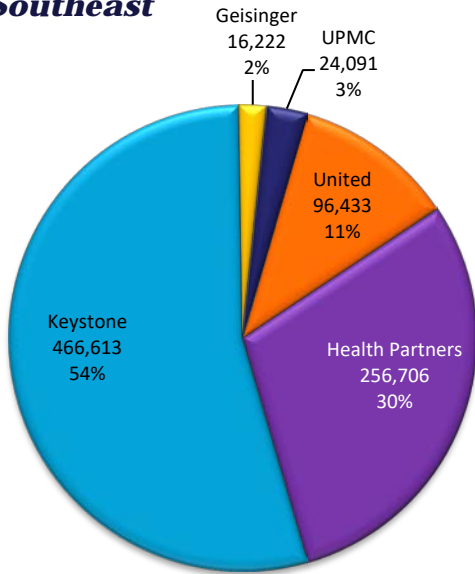
| NORTHEAST | | | | | | |
|-------------------|----------------|----------------|---------------------|---------------|----------------|--|
| County | 41 AmeriHealth | 44 Geisinger | 3F Health Partners* | 3G UPMC* | TOTAL | |
| 08 Bradford | 4,262 | 5,528 | 586 | 627 | 11,003 | |
| 13 Carbon | 8,111 | 2,786 | 500 | 552 | 11,949 | |
| 14 Centre | 2,835 | 6,924 | 382 | 1,470 | 11,611 | |
| 18 Clinton | 1,238 | 5,073 | 172 | 644 | 7,127 | |
| 19 Columbia | 1,888 | 7,347 | 322 | 433 | 9,990 | |
| 34 Juniata | 895 | 1,845 | 111 | 330 | 3,181 | |
| 35 Lackawanna | 9,915 | 33,352 | 1,710 | 2,557 | 47,534 | |
| 40 Luzerne | 23,210 | 52,551 | 2,752 | 3,903 | 82,416 | |
| 41 Lycoming | 4,504 | 14,355 | 643 | 1,907 | 21,409 | |
| 44 Mifflin | 2,239 | 4,982 | 294 | 713 | 8,228 | |
| 45 Monroe | 15,679 | 12,182 | 1,733 | 1,958 | 31,552 | |
| 47 Montour | 428 | 1,527 | 65 | 101 | 2,121 | |
| 49 Northumberland | 4,822 | 12,895 | 728 | 1,162 | 19,607 | |
| 52 Pike | 2,945 | 5,498 | 360 | 409 | 9,212 | |
| 54 Schuylkill | 11,562 | 14,244 | 1,240 | 1,704 | 28,750 | |
| 55 Snyder | 1,227 | 3,374 | 138 | 301 | 5,040 | |
| 57 Sullivan | 173 | 530 | 24 | 75 | 802 | |
| 58 Susquehanna | 1,532 | 5,058 | 207 | 358 | 7,155 | |
| 59 Tioga | 5,531 | 1,325 | 185 | 662 | 7,703 | |
| 60 Union | 850 | 3,161 | 94 | 243 | 4,348 | |
| 64 Wayne | 1,837 | 5,589 | 192 | 385 | 8,003 | |
| 66 Wyoming | 815 | 3,609 | 127 | 188 | 4,739 | |
| TOTAL | 106,498 | 203,735 | 12,565 | 20,682 | 343,480 | |
| PERCENTAGE | 31% | 59% | 4% | 6% | | |

** New MCO in Zone

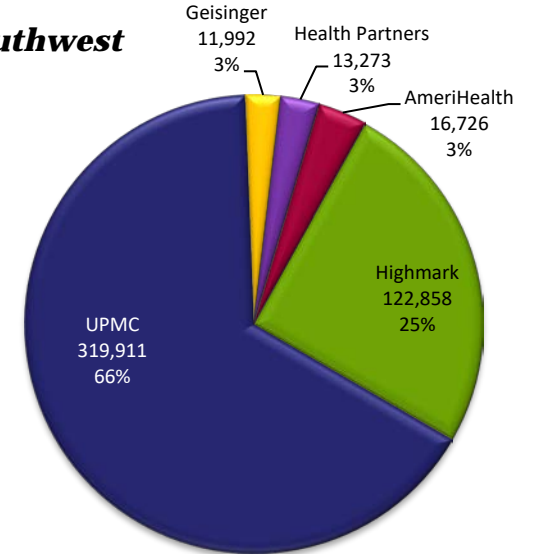
Total Enrollment = 2,389,154



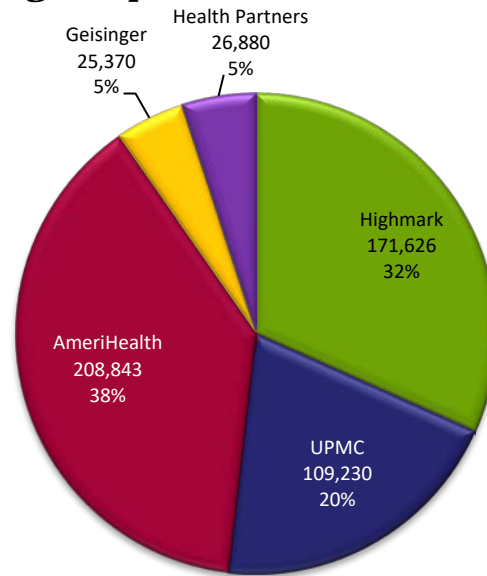
Southeast



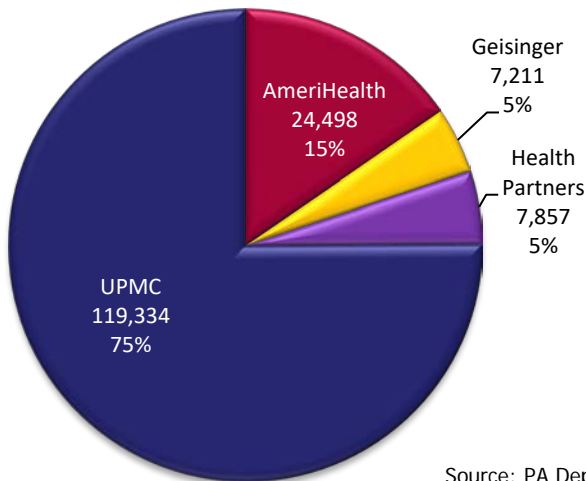
Southwest



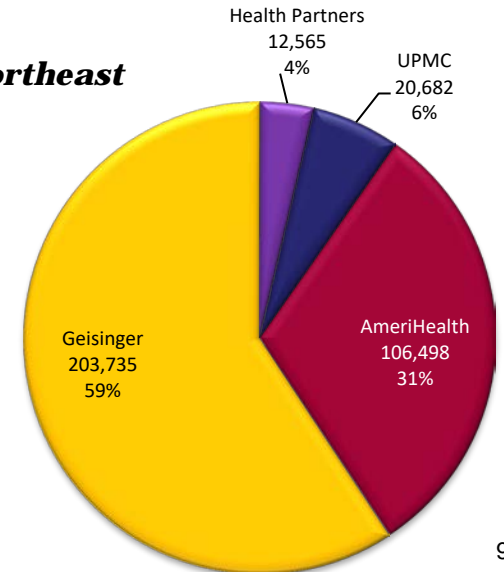
Lehigh/Capital



Northwest



Northeast



Southeast

| | | 09 Bucks | 15 Chester | 23 Delaware | 46 Montgomery | 51 Philadelphia | Southeast |
|-------------------------------------------|-----------------------|---------------|----------------|---------------|----------------|-----------------|----------------|
| Black or African American | 42 United | 958 | 2,552 | 5,332 | 2,592 | 32,261 | 43,695 |
| | 45 Health Partners | 1,809 | 795 | 6,520 | 4,376 | 95,419 | 108,919 |
| | 47 Keystone | 4,676 | 4,527 | 36,790 | 15,786 | 146,265 | 208,044 |
| | 3D Geisinger** | 209 | 203 | 839 | 471 | 4,725 | 6,447 |
| | 3E UPMC** | 233 | 370 | 1,203 | 656 | 7,088 | 9,550 |
| | Southeast MCOs | 7,885 | 8,447 | 50,684 | 23,881 | 285,758 | 376,655 |
| American Indian or Alaskan Native | 42 United | 29 | 75 | 46 | 75 | 205 | 430 |
| | 45 Health Partners | 50 | 26 | 48 | 98 | 594 | 816 |
| | 47 Keystone | 151 | 164 | 247 | 340 | 854 | 1,756 |
| | 3D Geisinger** | 16 | 13 | 10 | 9 | 49 | 97 |
| | 3E UPMC** | 13 | 9 | 14 | 20 | 68 | 124 |
| | Southeast MCOs | 259 | 287 | 365 | 542 | 1,770 | 3,223 |
| Asian | 42 United | 400 | 440 | 522 | 636 | 3,108 | 5,106 |
| | 45 Health Partners | 1,212 | 181 | 606 | 1,208 | 9,322 | 12,529 |
| | 47 Keystone | 2,104 | 1,115 | 5,401 | 4,891 | 20,630 | 34,141 |
| | 3D Geisinger** | 71 | 65 | 98 | 85 | 448 | 767 |
| | 3E UPMC** | 134 | 93 | 137 | 198 | 718 | 1,280 |
| | Southeast MCOs | 3,921 | 1,894 | 6,764 | 7,018 | 34,226 | 53,823 |
| White | 42 United | 4,152 | 7,168 | 2,955 | 4,996 | 8,096 | 27,367 |
| | 45 Health Partners | 9,094 | 2,802 | 3,220 | 6,674 | 33,205 | 54,995 |
| | 47 Keystone | 29,773 | 15,466 | 24,806 | 30,443 | 39,456 | 139,944 |
| | 3D Geisinger** | 1,155 | 792 | 589 | 1,081 | 1,694 | 5,311 |
| | 3E UPMC** | 1,281 | 1,307 | 1,002 | 1,588 | 2,359 | 7,537 |
| | Southeast MCOs | 45,455 | 27,535 | 32,572 | 44,782 | 84,810 | 235,154 |
| Other or system default | 42 United | 900 | 2,209 | 859 | 1,643 | 8,034 | 13,645 |
| | 45 Health Partners | 2,340 | 697 | 1,369 | 2,154 | 60,257 | 66,817 |
| | 47 Keystone | 5,487 | 3,705 | 6,051 | 9,534 | 34,350 | 59,127 |
| | 3D Geisinger** | 238 | 196 | 194 | 302 | 1,430 | 2,360 |
| | 3E UPMC** | 319 | 328 | 278 | 506 | 2,337 | 3,768 |
| | Southeast MCOs | 9,284 | 7,135 | 8,751 | 14,139 | 106,408 | 145,717 |
| Native Hawaiian or Other Pacific Islander | 42 United | 39 | 49 | 47 | 56 | 313 | 504 |
| | 45 Health Partners | 80 | 33 | 50 | 97 | 894 | 1,154 |
| | 47 Keystone | 184 | 98 | 173 | 226 | 671 | 1,352 |
| | 3D Geisinger** | 9 | 12 | 13 | 15 | 64 | 113 |
| | 3E UPMC** | 19 | 17 | 18 | 30 | 123 | 207 |
| | Southeast MCOs | 331 | 209 | 301 | 424 | 2,065 | 3,330 |
| Unknown | 42 United | 424 | 1,224 | 586 | 728 | 2,724 | 5,686 |
| | 45 Health Partners | 849 | 462 | 636 | 928 | 8,601 | 11,476 |
| | 47 Keystone | 2,120 | 2,089 | 3,650 | 3,849 | 10,541 | 22,249 |
| | 3D Geisinger** | 121 | 168 | 104 | 143 | 591 | 1,127 |
| | 3E UPMC** | 127 | 217 | 179 | 220 | 882 | 1,625 |
| | Southeast MCOs | 3,641 | 4,160 | 5,155 | 5,868 | 23,339 | 42,163 |
| MCO TOTAL | 42 United | 79,184 | 53,816 | 115,008 | 105,592 | 580,470 | 934,070 |
| | 45 Health Partners | 15,434 | 4,996 | 12,449 | 15,535 | 208,292 | 256,706 |
| | 47 Keystone | 44,495 | 27,164 | 77,118 | 65,069 | 252,767 | 466,613 |
| | 3D Geisinger** | 1,819 | 1,449 | 1,847 | 2,106 | 9,001 | 16,222 |
| | 3E UPMC** | 2,126 | 2,341 | 2,831 | 3,218 | 13,575 | 24,091 |
| TOTAL | 70,776 | 49,667 | 104,592 | 96,654 | 538,376 | 860,065 | |

Source: PA Department of Human Services Enterprise Data Warehouse – Updated 10/10/24

Racial/Ethnic information is self-reported by consumers.

** New MCO in Zone

Southwest

| | | 02 Allegheny | 03 Armstrong | 04 Beaver | 05 Bedford | 07 Blair | 10 Butler | 11 Cambria | 26 Fayette |
|-------------------------------------------|---------------------|----------------|---------------|---------------|--------------|---------------|---------------|---------------|---------------|
| Black or African American | 31 Highmark | 28,574 | 58 | 2,567 | 25 | 472 | 263 | 842 | 473 |
| | 34 UPMC | 37,609 | 190 | 2,608 | 78 | 1,200 | 457 | 2,754 | 2,098 |
| | 3A Geisinger* | 1,860 | 0 | 156 | 4 | 109 | 20 | 169 | 75 |
| | 3B Health Partners* | 2,334 | 6 | 180 | 2 | 89 | 20 | 480 | 103 |
| | 3C AmeriHealth* | 2,238 | 20 | 203 | 14 | 92 | 36 | 234 | 147 |
| | Southwest MCOs | 72,615 | 274 | 5,714 | 123 | 1,962 | 796 | 4,479 | 2,896 |
| American Indian or Alaskan Native | 31 Highmark | 360 | 0 | 35 | 3 | 10 | 20 | 12 | 16 |
| | 34 UPMC | 666 | 20 | 60 | 21 | 65 | 48 | 36 | 66 |
| | 3A Geisinger* | 41 | 1 | 4 | 1 | 2 | 5 | 0 | 1 |
| | 3B Health Partners* | 47 | 0 | 5 | 0 | 0 | 1 | 10 | 3 |
| | 3C AmeriHealth* | 37 | 0 | 4 | 0 | 1 | 6 | 1 | 1 |
| | Southwest MCOs | 1,151 | 21 | 108 | 25 | 78 | 80 | 59 | 87 |
| Asian | 31 Highmark | 1,050 | 4 | 32 | 7 | 22 | 41 | 18 | 19 |
| | 34 UPMC | 7,172 | 26 | 148 | 20 | 110 | 191 | 78 | 69 |
| | 3A Geisinger* | 191 | 1 | 3 | 2 | 7 | 7 | 2 | 6 |
| | 3B Health Partners* | 195 | 0 | 13 | 1 | 7 | 3 | 1 | 4 |
| | 3C AmeriHealth* | 266 | 1 | 11 | 4 | 13 | 5 | 5 | 1 |
| | Southwest MCOs | 8,874 | 32 | 207 | 34 | 159 | 247 | 104 | 99 |
| White | 31 Highmark | 24,598 | 1,115 | 6,935 | 1,012 | 4,744 | 3,895 | 3,306 | 4,277 |
| | 34 UPMC | 55,088 | 9,016 | 11,559 | 6,253 | 16,185 | 12,552 | 15,800 | 20,558 |
| | 3A Geisinger* | 1,904 | 96 | 407 | 225 | 1,069 | 328 | 532 | 545 |
| | 3B Health Partners* | 2,224 | 163 | 498 | 248 | 579 | 377 | 558 | 512 |
| | 3C AmeriHealth* | 2,496 | 226 | 528 | 240 | 575 | 538 | 614 | 878 |
| | Southwest MCOs | 86,310 | 10,616 | 19,927 | 7,978 | 23,152 | 17,690 | 20,810 | 26,770 |
| Other or system default | 31 Highmark | 2,626 | 13 | 309 | 22 | 89 | 155 | 167 | 112 |
| | 34 UPMC | 7,140 | 116 | 681 | 142 | 306 | 540 | 601 | 365 |
| | 3A Geisinger* | 345 | 4 | 37 | 6 | 35 | 24 | 46 | 16 |
| | 3B Health Partners* | 441 | 10 | 47 | 12 | 27 | 21 | 66 | 20 |
| | 3C AmeriHealth* | 483 | 7 | 91 | 9 | 23 | 50 | 64 | 34 |
| | Southwest MCOs | 11,035 | 150 | 1,165 | 191 | 480 | 790 | 944 | 547 |
| Native Hawaiian or Other Pacific Islander | 31 Highmark | 101 | 0 | 17 | 1 | 2 | 8 | 14 | 8 |
| | 34 UPMC | 347 | 6 | 23 | 6 | 20 | 30 | 37 | 41 |
| | 3A Geisinger* | 29 | 0 | 2 | 0 | 0 | 4 | 0 | 1 |
| | 3B Health Partners* | 21 | 1 | 7 | 0 | 1 | 2 | 6 | 10 |
| | 3C AmeriHealth* | 35 | 1 | 3 | 1 | 2 | 2 | 4 | 8 |
| | Southwest MCOs | 533 | 8 | 52 | 8 | 25 | 46 | 61 | 68 |
| Unknown | 31 Highmark | 3,130 | 32 | 236 | 12 | 74 | 170 | 112 | 153 |
| | 34 UPMC | 7,901 | 140 | 484 | 78 | 306 | 587 | 392 | 630 |
| | 3A Geisinger* | 351 | 7 | 25 | 9 | 34 | 28 | 27 | 22 |
| | 3B Health Partners* | 488 | 3 | 42 | 3 | 19 | 27 | 50 | 32 |
| | 3C AmeriHealth* | 456 | 8 | 31 | 7 | 30 | 34 | 28 | 28 |
| | Southwest MCOs | 12,326 | 190 | 818 | 109 | 463 | 846 | 609 | 865 |
| MCO TOTAL | 31 Highmark | 60,439 | 1,222 | 10,131 | 1,082 | 5,413 | 4,552 | 4,471 | 5,058 |
| | 34 UPMC | 115,923 | 9,514 | 15,563 | 6,598 | 18,192 | 14,405 | 19,698 | 23,827 |
| | 3A Geisinger* | 4,721 | 109 | 634 | 247 | 1,256 | 416 | 776 | 666 |
| | 3B Health Partners* | 5,750 | 183 | 792 | 266 | 722 | 451 | 1,171 | 684 |
| | 3C AmeriHealth* | 6,011 | 263 | 871 | 275 | 736 | 671 | 950 | 1,097 |
| | TOTAL | 192,844 | 11,291 | 27,991 | 8,468 | 26,319 | 20,495 | 27,066 | 31,332 |

Source: PA Department of Human Services Enterprise Data Warehouse – Updated 10/10/24

Racial/Ethnic information is self-reported by consumers.

* New MCO in Zone

Southwest cont.

| | | 30 Greene | 32 Indiana | 37 Lawrence | 56 Somerset | 63 Washington | 65 Westmoreland | Southwest |
|-------------------------------------------|---------------------|---------------|---------------|---------------|---------------|---------------|-----------------|----------------|
| Black or African American | 31 Highmark | 27 | 104 | 818 | 41 | 1,119 | 1,670 | 37,053 |
| | 34 UPMC | 77 | 490 | 1,259 | 134 | 2,901 | 3,167 | 55,022 |
| | 3A Geisinger* | 12 | 26 | 56 | 17 | 313 | 141 | 2,958 |
| | 3B Health Partners* | 19 | 22 | 68 | 11 | 279 | 163 | 3,776 |
| | 3C AmeriHealth* | 19 | 40 | 138 | 10 | 592 | 221 | 4,004 |
| | Southwest MCOs | 154 | 682 | 2,339 | 213 | 5,204 | 5,362 | 102,813 |
| American Indian or Alaskan Native | 31 Highmark | 2 | 6 | 13 | 7 | 27 | 31 | 542 |
| | 34 UPMC | 16 | 41 | 33 | 30 | 74 | 149 | 1,325 |
| | 3A Geisinger* | 0 | 0 | 0 | 3 | 2 | 7 | 67 |
| | 3B Health Partners* | 1 | 1 | 7 | 3 | 1 | 10 | 89 |
| | 3C AmeriHealth* | 2 | 5 | 5 | 3 | 12 | 5 | 82 |
| | Southwest MCOs | 21 | 53 | 58 | 46 | 116 | 202 | 2,105 |
| Asian | 31 Highmark | 3 | 8 | 9 | 2 | 34 | 69 | 1,318 |
| | 34 UPMC | 15 | 62 | 56 | 36 | 298 | 435 | 8,716 |
| | 3A Geisinger* | 0 | 2 | 4 | 0 | 8 | 3 | 236 |
| | 3B Health Partners* | 0 | 0 | 7 | 1 | 7 | 20 | 259 |
| | 3C AmeriHealth* | 6 | 4 | 5 | 0 | 21 | 7 | 349 |
| | Southwest MCOs | 24 | 76 | 81 | 39 | 368 | 534 | 10,878 |
| White | 31 Highmark | 1,374 | 2,111 | 4,506 | 1,994 | 5,384 | 9,109 | 74,360 |
| | 34 UPMC | 4,920 | 9,773 | 8,467 | 7,943 | 19,536 | 29,774 | 227,424 |
| | 3A Geisinger* | 180 | 182 | 292 | 281 | 481 | 774 | 7,296 |
| | 3B Health Partners* | 187 | 169 | 276 | 291 | 452 | 853 | 7,387 |
| | 3C AmeriHealth* | 486 | 411 | 471 | 361 | 1,068 | 1,281 | 10,173 |
| | Southwest MCOs | 7,147 | 12,646 | 14,012 | 10,870 | 26,921 | 41,791 | 326,640 |
| Other or system default | 31 Highmark | 30 | 73 | 122 | 55 | 278 | 405 | 4,456 |
| | 34 UPMC | 58 | 252 | 352 | 156 | 740 | 1,271 | 12,720 |
| | 3A Geisinger* | 4 | 23 | 28 | 15 | 23 | 50 | 656 |
| | 3B Health Partners* | 10 | 20 | 26 | 14 | 35 | 71 | 820 |
| | 3C AmeriHealth* | 20 | 34 | 53 | 20 | 100 | 99 | 1,087 |
| | Southwest MCOs | 122 | 402 | 581 | 260 | 1,176 | 1,896 | 19,739 |
| Native Hawaiian or Other Pacific Islander | 31 Highmark | 0 | 3 | 4 | 0 | 11 | 16 | 185 |
| | 34 UPMC | 10 | 19 | 19 | 9 | 42 | 55 | 664 |
| | 3A Geisinger* | 0 | 0 | 2 | 1 | 1 | 6 | 46 |
| | 3B Health Partners* | 0 | 0 | 1 | 4 | 9 | 5 | 67 |
| | 3C AmeriHealth* | 0 | 5 | 1 | 1 | 6 | 4 | 73 |
| | Southwest MCOs | 10 | 27 | 27 | 15 | 69 | 86 | 1,035 |
| Unknown | 31 Highmark | 15 | 65 | 105 | 28 | 302 | 510 | 4,944 |
| | 34 UPMC | 64 | 301 | 213 | 173 | 948 | 1,823 | 14,040 |
| | 3A Geisinger* | 3 | 9 | 16 | 9 | 118 | 75 | 733 |
| | 3B Health Partners* | 6 | 9 | 13 | 10 | 91 | 82 | 875 |
| | 3C AmeriHealth** | 7 | 27 | 18 | 3 | 176 | 105 | 958 |
| | Southwest MCOs | 95 | 411 | 365 | 223 | 1,635 | 2,595 | 21,550 |
| MCO TOTAL | 31 Highmark | 1,451 | 2,370 | 5,577 | 2,127 | 7,155 | 11,810 | 122,858 |
| | 34 UPMC | 5,160 | 10,938 | 10,399 | 8,481 | 24,539 | 36,674 | 319,911 |
| | 3A Geisinger* | 199 | 242 | 398 | 326 | 946 | 1,056 | 11,992 |
| | 3B Health Partners* | 223 | 221 | 398 | 334 | 874 | 1,204 | 13,273 |
| | 3C AmeriHealth* | 540 | 526 | 691 | 398 | 1,975 | 1,722 | 16,726 |
| TOTAL | 7,573 | 14,297 | 17,463 | 11,666 | 35,489 | 52,466 | 484,760 | |

Source: PA Department of Human Services Enterprise Data Warehouse – Updated 10/10/24

Racial/Ethnic information is self-reported by consumers.

* New MCO in Zone

Lehigh/Capital

| | | 01 Adams | 06 Berks | 21 Cumberland | 22 Dauphin | 28 Franklin | 29 Fulton | 31 Huntingdon |
|-------------------------------------------|---------------------|---------------|---------------|---------------|---------------|---------------|--------------|---------------|
| Black or African American | 51 Highmark | 263 | 1,677 | 2,073 | 10,025 | 432 | 15 | 24 |
| | 54 UPMC | 172 | 1,240 | 1,164 | 5,088 | 413 | 17 | 132 |
| | 57 AmeriHealth | 105 | 3,370 | 1,025 | 3,601 | 1,243 | 17 | 45 |
| | 3K Geisinger* | 40 | 345 | 256 | 1,166 | 196 | 1 | 34 |
| | 3L Health Partners* | 26 | 656 | 266 | 1,104 | 246 | 7 | 15 |
| | Lehigh/Capital MCOs | 606 | 7,288 | 4,784 | 20,984 | 2,530 | 57 | 250 |
| American Indian or Alaskan Native | 51 Highmark | 29 | 40 | 51 | 171 | 24 | 4 | 0 |
| | 54 UPMC | 15 | 39 | 53 | 119 | 15 | 1 | 0 |
| | 57 AmeriHealth | 14 | 78 | 36 | 70 | 61 | 0 | 0 |
| | 3K Geisinger* | 5 | 11 | 6 | 28 | 3 | 0 | 4 |
| | 3L Health Partners* | 6 | 15 | 12 | 21 | 10 | 1 | 0 |
| | Lehigh/Capital MCOs | 69 | 183 | 158 | 409 | 113 | 6 | 4 |
| Asian | 51 Highmark | 54 | 212 | 658 | 1,276 | 53 | 0 | 2 |
| | 54 UPMC | 22 | 223 | 1,601 | 2,512 | 116 | 1 | 15 |
| | 57 AmeriHealth | 18 | 260 | 810 | 1,206 | 148 | 0 | 3 |
| | 3K Geisinger* | 5 | 42 | 259 | 384 | 19 | 0 | 1 |
| | 3L Health Partners* | 4 | 92 | 161 | 242 | 28 | 1 | 0 |
| | Lehigh/Capital MCOs | 103 | 829 | 3,489 | 5,620 | 364 | 2 | 21 |
| White | 51 Highmark | 4,691 | 8,377 | 8,115 | 7,993 | 3,120 | 526 | 556 |
| | 54 UPMC | 2,746 | 7,161 | 5,014 | 5,482 | 2,475 | 878 | 3,537 |
| | 57 AmeriHealth | 1,446 | 13,898 | 4,415 | 3,583 | 8,942 | 758 | 1,658 |
| | 3K Geisinger* | 571 | 1,499 | 1,023 | 1,242 | 863 | 108 | 575 |
| | 3L Health Partners* | 547 | 2,409 | 829 | 986 | 1,074 | 104 | 191 |
| | Lehigh/Capital MCOs | 10,001 | 33,344 | 19,396 | 19,286 | 16,474 | 2,374 | 6,517 |
| Other or system default | 51 Highmark | 578 | 5,757 | 1,676 | 5,030 | 400 | 18 | 23 |
| | 54 UPMC | 442 | 3,217 | 1,197 | 2,635 | 350 | 18 | 77 |
| | 57 AmeriHealth | 167 | 20,475 | 912 | 2,236 | 1,479 | 32 | 39 |
| | 3K Geisinger* | 72 | 998 | 246 | 598 | 155 | 1 | 15 |
| | 3L Health Partners* | 64 | 1,440 | 207 | 540 | 164 | 3 | 11 |
| | Lehigh/Capital MCOs | 1,323 | 31,887 | 4,238 | 11,039 | 2,548 | 72 | 165 |
| Native Hawaiian or Other Pacific Islander | 51 Highmark | 10 | 82 | 68 | 80 | 11 | 1 | 1 |
| | 54 UPMC | 16 | 88 | 68 | 124 | 15 | 0 | 3 |
| | 57 AmeriHealth | 7 | 296 | 34 | 99 | 30 | 0 | 3 |
| | 3K Geisinger* | 5 | 30 | 16 | 27 | 9 | 1 | 3 |
| | 3L Health Partners* | 3 | 61 | 12 | 36 | 6 | 0 | 0 |
| | Lehigh/Capital MCOs | 41 | 557 | 198 | 366 | 71 | 2 | 10 |
| Unknown | 51 Highmark | 447 | 1,511 | 1,008 | 2,220 | 437 | 13 | 18 |
| | 54 UPMC | 287 | 1,263 | 942 | 1,755 | 438 | 19 | 52 |
| | 57 AmeriHealth | 136 | 4,210 | 735 | 1,370 | 1,716 | 22 | 18 |
| | 3K Geisinger* | 52 | 311 | 195 | 403 | 144 | 4 | 23 |
| | 3L Health Partners* | 51 | 444 | 161 | 341 | 174 | 3 | 4 |
| | Lehigh/Capital MCOs | 973 | 7,739 | 3,041 | 6,089 | 2,909 | 61 | 115 |
| MCO TOTAL | 51 Highmark | 6,072 | 17,656 | 13,649 | 26,795 | 4,477 | 577 | 624 |
| | 54 UPMC | 3,700 | 13,231 | 10,039 | 17,715 | 3,822 | 934 | 3,816 |
| | 57 AmeriHealth | 1,893 | 42,587 | 7,967 | 12,165 | 13,619 | 829 | 1,766 |
| | 3K Geisinger* | 750 | 3,236 | 2,001 | 3,848 | 1,389 | 115 | 655 |
| | 3L Health Partners* | 701 | 5,117 | 1,648 | 3,270 | 1,702 | 119 | 221 |
| TOTAL | | 13,116 | 81,827 | 35,304 | 63,793 | 25,009 | 2,574 | 7,082 |

Source: PA Department of Human Services Enterprise Data Warehouse – Updated 10/10/24

Racial/Ethnic information is self-reported by consumers.

* New MCO in Zone

Lehigh/Capital cont.

| | | 36 Lancaster | 38 Lebanon | 39 Lehigh | 48 Northampton | 50 Perry | 67 York | Lehigh/Capital |
|-------------------------------------------|----------------------------|---------------|---------------|---------------|----------------|--------------|---------------|----------------|
| Black or African American | 51 Highmark | 2,435 | 561 | 2,847 | 1,583 | 80 | 4,088 | 26,103 |
| | 54 UPMC | 1,976 | 227 | 1,175 | 548 | 38 | 3,487 | 15,677 |
| | 57 AmeriHealth | 3,988 | 284 | 4,974 | 2,868 | 28 | 4,050 | 25,598 |
| | 3K Geisinger* | 419 | 59 | 418 | 217 | 13 | 891 | 4,055 |
| | 3L Health Partners* | 505 | 80 | 497 | 254 | 6 | 1,086 | 4,748 |
| | Lehigh/Capital MCOs | 9,323 | 1,211 | 9,911 | 5,470 | 165 | 13,602 | 76,181 |
| American Indian or Alaskan Native | 51 Highmark | 64 | 18 | 62 | 41 | 9 | 147 | 660 |
| | 54 UPMC | 79 | 17 | 36 | 33 | 2 | 167 | 576 |
| | 57 AmeriHealth | 117 | 12 | 104 | 110 | 2 | 135 | 739 |
| | 3K Geisinger* | 9 | 0 | 9 | 3 | 0 | 42 | 120 |
| | 3L Health Partners* | 9 | 2 | 11 | 9 | 0 | 36 | 132 |
| | Lehigh/Capital MCOs | 278 | 49 | 222 | 196 | 13 | 527 | 2,227 |
| Asian | 51 Highmark | 933 | 199 | 381 | 242 | 8 | 376 | 4,394 |
| | 54 UPMC | 736 | 223 | 250 | 147 | 12 | 541 | 6,399 |
| | 57 AmeriHealth | 928 | 131 | 808 | 593 | 9 | 330 | 5,244 |
| | 3K Geisinger* | 99 | 54 | 89 | 35 | 5 | 63 | 1,055 |
| | 3L Health Partners* | 86 | 25 | 95 | 48 | 1 | 77 | 860 |
| | Lehigh/Capital MCOs | 2,782 | 632 | 1,623 | 1,065 | 35 | 1,387 | 17,952 |
| White | 51 Highmark | 14,822 | 8,272 | 12,484 | 6,488 | 2,885 | 17,290 | 95,619 |
| | 54 UPMC | 10,285 | 2,605 | 4,446 | 2,220 | 1,205 | 10,523 | 58,577 |
| | 57 AmeriHealth | 14,843 | 2,479 | 25,275 | 14,665 | 1,112 | 11,118 | 104,192 |
| | 3K Geisinger* | 1,659 | 565 | 1,268 | 1,011 | 247 | 2,545 | 13,176 |
| | 3L Health Partners* | 1,599 | 522 | 1,575 | 933 | 189 | 2,206 | 13,164 |
| | Lehigh/Capital MCOs | 43,208 | 14,443 | 45,048 | 25,317 | 5,638 | 43,682 | 284,728 |
| Other or system default | 51 Highmark | 4,340 | 3,078 | 3,050 | 2,274 | 94 | 4,101 | 30,419 |
| | 54 UPMC | 3,069 | 859 | 1,194 | 711 | 62 | 3,286 | 17,117 |
| | 57 AmeriHealth | 8,224 | 1,465 | 6,831 | 4,419 | 44 | 4,753 | 51,076 |
| | 3K Geisinger* | 574 | 211 | 407 | 270 | 17 | 808 | 4,372 |
| | 3L Health Partners* | 597 | 214 | 574 | 315 | 9 | 852 | 4,990 |
| | Lehigh/Capital MCOs | 16,804 | 5,827 | 12,056 | 7,989 | 226 | 13,800 | 107,974 |
| Native Hawaiian or Other Pacific Islander | 51 Highmark | 89 | 35 | 118 | 57 | 2 | 84 | 638 |
| | 54 UPMC | 70 | 25 | 90 | 48 | 2 | 120 | 669 |
| | 57 AmeriHealth | 128 | 26 | 346 | 144 | 0 | 147 | 1,260 |
| | 3K Geisinger* | 35 | 10 | 35 | 20 | 0 | 10 | 201 |
| | 3L Health Partners* | 24 | 6 | 69 | 29 | 0 | 18 | 264 |
| | Lehigh/Capital MCOs | 346 | 102 | 658 | 298 | 4 | 379 | 3,032 |
| Unknown | 51 Highmark | 2,761 | 954 | 1,681 | 749 | 103 | 1,891 | 13,793 |
| | 54 UPMC | 2,164 | 395 | 874 | 331 | 61 | 1,634 | 10,215 |
| | 57 AmeriHealth | 4,033 | 440 | 4,251 | 1,788 | 56 | 1,959 | 20,734 |
| | 3K Geisinger* | 371 | 103 | 287 | 111 | 17 | 370 | 2,391 |
| | 3L Health Partners* | 396 | 103 | 452 | 165 | 5 | 423 | 2,722 |
| | Lehigh/Capital MCOs | 9,725 | 1,995 | 7,545 | 3,144 | 242 | 6,277 | 49,855 |
| MCO TOTAL | 51 Highmark | 25,444 | 13,117 | 20,623 | 11,434 | 3,181 | 27,977 | 171,626 |
| | 54 UPMC | 18,379 | 4,351 | 8,065 | 4,038 | 1,382 | 19,758 | 109,230 |
| | 57 AmeriHealth | 32,261 | 4,837 | 42,589 | 24,587 | 1,251 | 22,492 | 208,843 |
| | 3K Geisinger** | 3,166 | 1,002 | 2,513 | 1,667 | 299 | 4,729 | 25,370 |
| | 3L Health Partners** | 3,216 | 952 | 3,273 | 1,753 | 210 | 4,698 | 26,880 |
| | TOTAL | 82,466 | 24,259 | 77,063 | 43,479 | 6,323 | 79,654 | 541,949 |

Racial/Ethnic information is self-reported by consumers.

* New MCO in Zone

Source: PA Department of Human Services Enterprise Data Warehouse – Updated 10/10/24

Northwest

| | | 12 Cameron | 16 Clarion | 17 Clearfield | 20 Crawford | 24 Elk | 25 Erie | 27 Forest |
|-------------------------------------------|-----------------------|--------------|---------------|---------------|---------------|---------------|---------------|------------|
| Black or African American | 35 UPMC | 24 | 205 | 198 | 440 | 45 | 7,506 | 4 |
| | 37 AmeriHealth | 2 | 32 | 36 | 58 | 12 | 2,853 | 3 |
| | 3H Geisinger* | 1 | 10 | 32 | 35 | 3 | 1,020 | 0 |
| | 3J Health Partners* | 2 | 21 | 27 | 28 | 12 | 1,267 | 0 |
| | Northwest MCOs | 29 | 268 | 293 | 561 | 72 | 12,646 | 7 |
| American Indian or Alaskan Native | 35 UPMC | 1 | 19 | 21 | 56 | 19 | 220 | 2 |
| | 37 AmeriHealth | 0 | 3 | 2 | 7 | 2 | 64 | 0 |
| | 3H Geisinger* | 0 | 0 | 1 | 2 | 1 | 21 | 1 |
| | 3J Health Partners* | 0 | 0 | 1 | 3 | 1 | 33 | 0 |
| | Northwest MCOs | 1 | 22 | 25 | 68 | 23 | 338 | 3 |
| Asian | 35 UPMC | 10 | 23 | 47 | 58 | 17 | 1,499 | 2 |
| | 37 AmeriHealth | 2 | 13 | 6 | 5 | 2 | 345 | 0 |
| | 3H Geisinger* | 0 | 4 | 4 | 1 | 2 | 63 | 0 |
| | 3J Health Partners* | 1 | 2 | 2 | 0 | 0 | 108 | 0 |
| | Northwest MCOs | 13 | 42 | 59 | 64 | 21 | 2,015 | 2 |
| White | 35 UPMC | 775 | 4,384 | 10,116 | 11,218 | 3,696 | 28,892 | 516 |
| | 37 AmeriHealth | 80 | 649 | 2,266 | 1,328 | 416 | 6,772 | 64 |
| | 3H Geisinger* | 22 | 139 | 1,054 | 352 | 145 | 1,992 | 10 |
| | 3J Health Partners* | 59 | 194 | 429 | 407 | 153 | 2,400 | 24 |
| | Northwest MCOs | 936 | 5,366 | 13,865 | 13,305 | 4,410 | 40,056 | 614 |
| Other or system default | 35 UPMC | 10 | 65 | 155 | 191 | 48 | 2,532 | 8 |
| | 37 AmeriHealth | 5 | 22 | 47 | 51 | 13 | 734 | 3 |
| | 3H Geisinger* | 2 | 2 | 31 | 17 | 5 | 212 | 0 |
| | 3J Health Partners* | 9 | 6 | 11 | 20 | 5 | 304 | 2 |
| | Northwest MCOs | 26 | 95 | 244 | 279 | 71 | 3,782 | 13 |
| Native Hawaiian or Other Pacific Islander | 35 UPMC | 0 | 2 | 4 | 7 | 4 | 67 | 0 |
| | 37 AmeriHealth | 0 | 1 | 6 | 3 | 1 | 21 | 0 |
| | 3H Geisinger* | 0 | 0 | 0 | 0 | 0 | 5 | 0 |
| | 3J Health Partners* | 0 | 0 | 0 | 2 | 0 | 7 | 0 |
| | Northwest MCOs | 0 | 3 | 10 | 12 | 5 | 100 | 0 |
| Unknown | 35 UPMC | 3 | 79 | 177 | 364 | 59 | 1,137 | 4 |
| | 37 AmeriHealth | 2 | 25 | 33 | 49 | 12 | 341 | 0 |
| | 3H Geisinger* | 1 | 5 | 26 | 15 | 6 | 112 | 0 |
| | 3J Health Partners* | 0 | 10 | 15 | 13 | 4 | 123 | 0 |
| | Northwest MCOs | 6 | 119 | 251 | 441 | 81 | 1,713 | 4 |
| MCO TOTAL | 35 UPMC | 823 | 4,777 | 10,718 | 12,334 | 3,888 | 41,853 | 536 |
| | 37 AmeriHealth | 91 | 745 | 2,396 | 1,501 | 458 | 11,130 | 70 |
| | 3H Geisinger* | 26 | 160 | 1,148 | 422 | 162 | 3,425 | 11 |
| | 3J Health Partners* | 71 | 233 | 485 | 473 | 175 | 4,242 | 26 |
| TOTAL | 1,011 | 5,915 | 14,747 | 14,730 | 4,683 | 60,650 | 643 | |

* New MCO in Zone

Racial/Ethnic information is self-reported by consumers.

Source: PA Department of Human Services Enterprise Data Warehouse – Updated 10/10/24

Northwest cont.

| | | 33 Jefferson | 42 McKean | 43 Mercer | 53 Potter | 61 Venango | 62 Warren | Northwest |
|-------------------------------------------|-----------------------|--------------|---------------|---------------|---------------|--------------|----------------|----------------|
| Black or African American | 35 UPMC | 72 | 99 | 2,449 | 21 | 284 | 74 | 11,421 |
| | 37 AmeriHealth | 6 | 24 | 653 | 4 | 63 | 25 | 3,771 |
| | 3H Geisinger* | 5 | 4 | 201 | 1 | 13 | 3 | 1,328 |
| | 3J Health Partners* | 2 | 5 | 226 | 0 | 22 | 10 | 1,622 |
| | Northwest MCOs | 85 | 132 | 3,529 | 26 | 382 | 112 | 18,142 |
| American Indian or Alaskan Native | 35 UPMC | 14 | 20 | 32 | 2 | 25 | 25 | 456 |
| | 37 AmeriHealth | 4 | 6 | 12 | 2 | 8 | 5 | 115 |
| | 3H Geisinger* | 0 | 0 | 4 | 0 | 0 | 0 | 30 |
| | 3J Health Partners* | 0 | 0 | 2 | 0 | 3 | 2 | 45 |
| | Northwest MCOs | 18 | 26 | 50 | 4 | 36 | 32 | 646 |
| Asian | 35 UPMC | 15 | 17 | 123 | 2 | 23 | 17 | 1,853 |
| | 37 AmeriHealth | 1 | 7 | 17 | 2 | 2 | 1 | 403 |
| | 3H Geisinger* | 1 | 0 | 4 | 0 | 0 | 0 | 79 |
| | 3J Health Partners* | 0 | 0 | 4 | 0 | 0 | 5 | 122 |
| | Northwest MCOs | 17 | 24 | 148 | 4 | 25 | 23 | 2,457 |
| White | 35 UPMC | 6,737 | 5,904 | 13,088 | 1,621 | 7,391 | 4,649 | 98,987 |
| | 37 AmeriHealth | 525 | 1,151 | 2,113 | 944 | 1,163 | 967 | 18,438 |
| | 3H Geisinger* | 188 | 166 | 633 | 70 | 292 | 167 | 5,230 |
| | 3J Health Partners* | 153 | 216 | 653 | 70 | 392 | 237 | 5,387 |
| | Northwest MCOs | 7,603 | 7,437 | 16,487 | 2,705 | 9,238 | 6,020 | 128,042 |
| Other or system default | 35 UPMC | 63 | 93 | 439 | 18 | 154 | 88 | 3,864 |
| | 37 AmeriHealth | 14 | 30 | 107 | 13 | 38 | 17 | 1,094 |
| | 3H Geisinger* | 2 | 2 | 31 | 5 | 12 | 6 | 327 |
| | 3J Health Partners* | 2 | 3 | 41 | 3 | 31 | 18 | 455 |
| | Northwest MCOs | 81 | 128 | 618 | 39 | 235 | 129 | 5,740 |
| Native Hawaiian or Other Pacific Islander | 35 UPMC | 9 | 2 | 18 | 2 | 9 | 10 | 134 |
| | 37 AmeriHealth | 1 | 0 | 8 | 1 | 4 | 0 | 46 |
| | 3H Geisinger* | 0 | 0 | 1 | 0 | 0 | 0 | 6 |
| | 3J Health Partners* | 0 | 0 | 2 | 0 | 0 | 0 | 11 |
| | Northwest MCOs | 10 | 2 | 29 | 3 | 13 | 10 | 197 |
| Unknown | 35 UPMC | 78 | 40 | 439 | 27 | 167 | 45 | 2,619 |
| | 37 AmeriHealth | 10 | 19 | 87 | 14 | 22 | 17 | 631 |
| | 3H Geisinger* | 1 | 1 | 32 | 2 | 8 | 2 | 211 |
| | 3J Health Partners* | 3 | 2 | 32 | 3 | 7 | 3 | 215 |
| | Northwest MCOs | 92 | 62 | 590 | 46 | 204 | 67 | 3,676 |
| MCO TOTAL | 35 UPMC | 6,988 | 6,175 | 16,588 | 1,693 | 8,053 | 4,908 | 119,334 |
| | 37 AmeriHealth | 561 | 1,237 | 2,997 | 980 | 1,300 | 1,032 | 24,498 |
| | 3H Geisinger* | 197 | 173 | 906 | 78 | 325 | 178 | 7,211 |
| | 3J Health Partners* | 160 | 226 | 960 | 76 | 455 | 275 | 7,857 |
| TOTAL | 7,906 | 7,811 | 21,451 | 2,827 | 10,133 | 6,393 | 158,900 | |

* New MCO in Zone

Racial/Ethnic information is self-reported by consumers.

Source: PA Department of Human Services Enterprise Data Warehouse – Updated 10/10/24

Northeast

| | | 08 Bradford | 13 Carbon | 14 Centre | 18 Clinton | 19 Columbia | 34 Juniata | 35 Lackawanna | 40 Luzerne |
|-------------------------------------------|---------------------|---------------|---------------|--------------|--------------|--------------|---------------|---------------|---------------|
| Black or African American | 41 AmeriHealth | 75 | 347 | 178 | 72 | 131 | 12 | 1,380 | 2,875 |
| | 44 Geisinger | 97 | 146 | 338 | 189 | 252 | 27 | 3,391 | 6,058 |
| | 3F Health Partners* | 14 | 34 | 44 | 42 | 30 | 11 | 280 | 514 |
| | 3G UPMC* | 10 | 46 | 120 | 43 | 38 | 5 | 373 | 661 |
| | Northeast MCOs | 196 | 573 | 680 | 346 | 451 | 55 | 5,424 | 10,108 |
| American Indian or Alaskan Native | 41 AmeriHealth | 16 | 35 | 13 | 12 | 14 | 3 | 57 | 70 |
| | 44 Geisinger | 16 | 17 | 41 | 8 | 15 | 5 | 101 | 98 |
| | 3F Health Partners* | 1 | 4 | 2 | 0 | 3 | 0 | 5 | 3 |
| | 3G UPMC* | 8 | 6 | 4 | 2 | 0 | 1 | 19 | 20 |
| | Northeast MCOs | 41 | 62 | 60 | 22 | 32 | 9 | 182 | 191 |
| Asian | 41 AmeriHealth | 21 | 27 | 133 | 9 | 18 | 0 | 286 | 129 |
| | 44 Geisinger | 23 | 11 | 199 | 16 | 46 | 11 | 870 | 428 |
| | 3F Health Partners* | 2 | 6 | 20 | 1 | 5 | 1 | 27 | 33 |
| | 3G UPMC* | 1 | 6 | 84 | 0 | 5 | 2 | 53 | 42 |
| | Northeast MCOs | 47 | 50 | 436 | 26 | 74 | 14 | 1,236 | 632 |
| White | 41 AmeriHealth | 3,897 | 6,766 | 2,245 | 1,069 | 1,488 | 741 | 5,674 | 10,185 |
| | 44 Geisinger | 5,119 | 2,188 | 5,772 | 4,625 | 6,370 | 1,531 | 21,724 | 31,044 |
| | 3F Health Partners* | 526 | 359 | 263 | 102 | 238 | 80 | 882 | 1,243 |
| | 3G UPMC* | 553 | 399 | 1,098 | 519 | 346 | 286 | 1,457 | 1,843 |
| | Northeast MCOs | 10,095 | 9,712 | 9,378 | 6,315 | 8,442 | 2,638 | 29,737 | 44,315 |
| Other or system default | 41 AmeriHealth | 91 | 503 | 159 | 33 | 151 | 97 | 1,298 | 8,175 |
| | 44 Geisinger | 91 | 252 | 341 | 99 | 413 | 188 | 3,605 | 11,646 |
| | 3F Health Partners* | 17 | 52 | 33 | 15 | 32 | 12 | 281 | 741 |
| | 3G UPMC* | 37 | 47 | 90 | 39 | 24 | 23 | 323 | 1,002 |
| | Northeast MCOs | 236 | 854 | 623 | 186 | 620 | 320 | 5,507 | 21,564 |
| Native Hawaiian or Other Pacific Islander | 41 AmeriHealth | 5 | 18 | 16 | 3 | 6 | 3 | 70 | 175 |
| | 44 Geisinger | 3 | 16 | 22 | 2 | 21 | 1 | 119 | 272 |
| | 3F Health Partners* | 2 | 8 | 3 | 0 | 1 | 1 | 15 | 30 |
| | 3G UPMC* | 1 | 2 | 7 | 0 | 0 | 1 | 29 | 44 |
| | Northeast MCOs | 11 | 44 | 48 | 5 | 28 | 6 | 233 | 521 |
| Unknown | 41 AmeriHealth | 157 | 415 | 91 | 40 | 80 | 39 | 1,150 | 1,601 |
| | 44 Geisinger | 179 | 156 | 211 | 134 | 230 | 82 | 3,542 | 3,005 |
| | 3F Health Partners* | 24 | 37 | 17 | 12 | 13 | 6 | 220 | 188 |
| | 3G UPMC* | 17 | 46 | 67 | 41 | 20 | 12 | 303 | 291 |
| | Northeast MCOs | 377 | 654 | 386 | 227 | 343 | 139 | 5,215 | 5,085 |
| MCO TOTAL | 41 AmeriHealth | 4,262 | 8,111 | 2,835 | 1,238 | 1,888 | 895 | 9,915 | 23,210 |
| | 44 Geisinger | 5,528 | 2,786 | 6,924 | 5,073 | 7,347 | 1,845 | 33,352 | 52,551 |
| | 3F Health Partners* | 586 | 500 | 382 | 172 | 322 | 111 | 1,710 | 2,752 |
| | 3G UPMC* | 627 | 552 | 1,470 | 644 | 433 | 330 | 2,557 | 3,903 |
| TOTAL | 11,003 | 11,949 | 11,611 | 7,127 | 9,990 | 3,181 | 47,534 | 82,416 | |

* New MCO in Zone

Racial/Ethnic information is self-reported by consumers.

Northeast cont.

| | | 41 Lycoming | 44 Mifflin | 45 Monroe | 47 Montour | 49 Northumberland | 52 Pike | 54 Schuylkill | 55 Snyder |
|-------------------------------------------|---------------------|---------------|---------------|---------------|---------------|-------------------|---------------|---------------|--------------|
| Black or African American | 41 AmeriHealth | 848 | 80 | 2,825 | 29 | 370 | 416 | 705 | 39 |
| | 44 Geisinger | 2,202 | 112 | 2,366 | 49 | 653 | 384 | 649 | 104 |
| | 3F Health Partners* | 182 | 16 | 437 | 6 | 106 | 67 | 123 | 9 |
| | 3G UPMC* | 313 | 27 | 504 | 4 | 111 | 59 | 124 | 5 |
| | Northeast MCOs | 3,545 | 235 | 6,132 | 88 | 1,240 | 926 | 1,601 | 157 |
| American Indian or Alaskan Native | 41 AmeriHealth | 12 | 12 | 81 | 0 | 11 | 37 | 58 | 2 |
| | 44 Geisinger | 41 | 7 | 64 | 1 | 53 | 54 | 41 | 10 |
| | 3F Health Partners* | 3 | 1 | 19 | 0 | 8 | 5 | 6 | 0 |
| | 3G UPMC* | 19 | 1 | 9 | 0 | 1 | 9 | 8 | 2 |
| | Northeast MCOs | 75 | 21 | 173 | 1 | 73 | 105 | 113 | 14 |
| Asian | 41 AmeriHealth | 19 | 6 | 177 | 10 | 16 | 23 | 37 | 15 |
| | 44 Geisinger | 70 | 27 | 206 | 33 | 56 | 78 | 84 | 31 |
| | 3F Health Partners* | 4 | 0 | 34 | 0 | 1 | 6 | 10 | 0 |
| | 3G UPMC* | 22 | 4 | 36 | 3 | 4 | 5 | 15 | 2 |
| | Northeast MCOs | 115 | 37 | 453 | 46 | 77 | 112 | 146 | 48 |
| White | 41 AmeriHealth | 3,358 | 2,044 | 8,595 | 357 | 3,885 | 1,864 | 8,333 | 1,104 |
| | 44 Geisinger | 11,373 | 4,616 | 6,503 | 1,327 | 11,012 | 4,124 | 11,345 | 3,067 |
| | 3F Health Partners* | 383 | 255 | 757 | 52 | 515 | 197 | 839 | 119 |
| | 3G UPMC* | 1,365 | 619 | 883 | 77 | 895 | 232 | 1,242 | 262 |
| | Northeast MCOs | 16,479 | 7,534 | 16,738 | 1,813 | 16,307 | 6,417 | 21,759 | 4,552 |
| Other or system default | 41 AmeriHealth | 155 | 52 | 2,671 | 17 | 361 | 391 | 1,634 | 42 |
| | 44 Geisinger | 355 | 104 | 2,011 | 76 | 706 | 575 | 1,418 | 96 |
| | 3F Health Partners* | 46 | 14 | 338 | 7 | 49 | 45 | 176 | 3 |
| | 3G UPMC* | 116 | 32 | 352 | 13 | 82 | 63 | 175 | 20 |
| | Northeast MCOs | 672 | 202 | 5,372 | 113 | 1,198 | 1,074 | 3,403 | 161 |
| Native Hawaiian or Other Pacific Islander | 41 AmeriHealth | 9 | 0 | 118 | 1 | 10 | 28 | 83 | 3 |
| | 44 Geisinger | 9 | 11 | 102 | 3 | 25 | 28 | 53 | 4 |
| | 3F Health Partners* | 3 | 0 | 15 | 0 | 1 | 10 | 4 | 1 |
| | 3G UPMC* | 6 | 0 | 14 | 0 | 8 | 6 | 13 | 0 |
| | Northeast MCOs | 27 | 11 | 249 | 4 | 44 | 72 | 153 | 8 |
| Unknown | 41 AmeriHealth | 103 | 45 | 1,212 | 14 | 169 | 186 | 712 | 22 |
| | 44 Geisinger | 305 | 105 | 930 | 38 | 390 | 255 | 654 | 62 |
| | 3F Health Partners* | 22 | 8 | 133 | 0 | 48 | 30 | 82 | 6 |
| | 3G UPMC* | 66 | 30 | 160 | 4 | 61 | 35 | 127 | 10 |
| | Northeast MCOs | 496 | 188 | 2,435 | 56 | 668 | 506 | 1,575 | 100 |
| MCO TOTAL | 41 AmeriHealth | 4,504 | 2,239 | 15,679 | 428 | 4,822 | 2,945 | 11,562 | 1,227 |
| | 44 Geisinger | 14,355 | 4,982 | 12,182 | 1,527 | 12,895 | 5,498 | 14,244 | 3,374 |
| | 3F Health Partners* | 643 | 294 | 1,733 | 65 | 728 | 360 | 1,240 | 138 |
| | 3G UPMC* | 1,907 | 713 | 1,958 | 101 | 1,162 | 409 | 1,704 | 301 |
| TOTAL | 21,409 | 8,228 | 31,552 | 2,121 | 19,607 | 9,212 | 28,750 | 5,040 | |

* New MCO in Zone

Racial/Ethnic information is self-reported by consumers.

Northeast cont.

| | | 57 Sullivan | 58 Susquehanna | 59 Tioga | 60 Union | 64 Wayne | 66 Wyoming | Northeast |
|-------------------------------------------|---------------------|-------------|----------------|--------------|--------------|--------------|--------------|----------------|
| Black or African American | 41 AmeriHealth | 3 | 26 | 95 | 36 | 60 | 21 | 10,623 |
| | 44 Geisinger | 11 | 61 | 31 | 212 | 142 | 34 | 17,508 |
| | 3F Health Partners* | 0 | 4 | 5 | 12 | 8 | 6 | 1,950 |
| | 3G UPMC* | 0 | 2 | 15 | 23 | 8 | 2 | 2,493 |
| | Northeast MCOs | 14 | 93 | 146 | 283 | 218 | 63 | 32,574 |
| American Indian or Alaskan Native | 41 AmeriHealth | 1 | 6 | 14 | 0 | 25 | 7 | 486 |
| | 44 Geisinger | 0 | 13 | 2 | 5 | 24 | 10 | 626 |
| | 3F Health Partners* | 0 | 2 | 0 | 0 | 0 | 1 | 63 |
| | 3G UPMC* | 0 | 1 | 2 | 0 | 4 | 0 | 116 |
| | Northeast MCOs | 1 | 22 | 18 | 5 | 53 | 18 | 1,291 |
| Asian | 41 AmeriHealth | 0 | 10 | 14 | 12 | 16 | 2 | 980 |
| | 44 Geisinger | 0 | 22 | 6 | 29 | 36 | 14 | 2,296 |
| | 3F Health Partners* | 0 | 0 | 0 | 3 | 1 | 0 | 154 |
| | 3G UPMC* | 1 | 2 | 2 | 0 | 2 | 0 | 291 |
| | Northeast MCOs | 1 | 34 | 22 | 44 | 55 | 16 | 3,721 |
| White | 41 AmeriHealth | 167 | 1,381 | 5,232 | 749 | 1,570 | 731 | 71,435 |
| | 44 Geisinger | 503 | 4,672 | 1,206 | 2,715 | 4,959 | 3,346 | 149,141 |
| | 3F Health Partners* | 24 | 178 | 167 | 74 | 169 | 109 | 7,531 |
| | 3G UPMC* | 74 | 315 | 587 | 192 | 325 | 166 | 13,735 |
| | Northeast MCOs | 768 | 6,546 | 7,192 | 3,730 | 7,023 | 4,352 | 241,842 |
| Other or system default | 41 AmeriHealth | 1 | 58 | 105 | 35 | 91 | 20 | 16,140 |
| | 44 Geisinger | 7 | 135 | 55 | 147 | 219 | 106 | 22,645 |
| | 3F Health Partners* | 0 | 8 | 9 | 4 | 11 | 4 | 1,897 |
| | 3G UPMC* | 0 | 18 | 40 | 13 | 31 | 8 | 2,548 |
| | Northeast MCOs | 8 | 219 | 209 | 199 | 352 | 138 | 43,230 |
| Native Hawaiian or Other Pacific Islander | 41 AmeriHealth | 0 | 3 | 0 | 2 | 8 | 4 | 565 |
| | 44 Geisinger | 0 | 3 | 0 | 2 | 12 | 4 | 712 |
| | 3F Health Partners* | 0 | 3 | 0 | 0 | 0 | 0 | 97 |
| | 3G UPMC* | 0 | 0 | 2 | 4 | 0 | 0 | 137 |
| | Northeast MCOs | 0 | 9 | 2 | 8 | 20 | 8 | 1,511 |
| Unknown | 41 AmeriHealth | 1 | 48 | 71 | 16 | 67 | 30 | 6,269 |
| | 44 Geisinger | 9 | 152 | 25 | 51 | 197 | 95 | 10,807 |
| | 3F Health Partners* | 0 | 12 | 4 | 1 | 3 | 7 | 873 |
| | 3G UPMC* | 0 | 20 | 14 | 11 | 15 | 12 | 1,362 |
| | Northeast MCOs | 10 | 232 | 114 | 79 | 282 | 144 | 19,311 |
| MCO TOTAL | 41 AmeriHealth | 173 | 1,532 | 5,531 | 850 | 1,837 | 815 | 106,498 |
| | 44 Geisinger | 530 | 5,058 | 1,325 | 3,161 | 5,589 | 3,609 | 203,735 |
| | 3F Health Partners* | 24 | 207 | 185 | 94 | 192 | 127 | 12,565 |
| | 3G UPMC* | 75 | 358 | 662 | 243 | 385 | 188 | 20,682 |
| TOTAL | | 802 | 7,155 | 7,703 | 4,348 | 8,003 | 4,739 | 343,480 |

* New MCO in Zone

Racial/Ethnic information is self-reported by consumers.

Source: PA Department of Human Services Enterprise Data Warehouse – Updated 10/10/24

Southeast

| | | 09 Bucks | 15 Chester | 23 Delaware | 46 Montgomery | 51 Philadelphia | Southeast |
|---------------|--------------------|---------------|---------------|----------------|---------------|-----------------|----------------|
| Other/Unknown | 42 United | 1 | 0 | 0 | 3 | 8 | 12 |
| | 45 Health Partners | 2 | 0 | 2 | 4 | 10 | 18 |
| | 47 Keystone | 4 | 3 | 3 | 11 | 15 | 36 |
| | 3D Geisinger* | 0 | 3 | 2 | 0 | 0 | 5 |
| | 3E UPMC* | 1 | 1 | 1 | 1 | 6 | 10 |
| | Southeast MCOs | 8 | 7 | 8 | 19 | 39 | 81 |
| Non-Hispanic | 42 United | 6,052 | 10,178 | 9,616 | 9,096 | 46,564 | 81,506 |
| | 45 Health Partners | 13,414 | 4,209 | 11,173 | 13,644 | 144,335 | 186,775 |
| | 47 Keystone | 38,957 | 21,518 | 71,691 | 55,753 | 219,326 | 407,245 |
| | 3D Geisinger* | 1,636 | 1,211 | 1,711 | 1,903 | 7,620 | 14,081 |
| | 3E UPMC* | 1,880 | 1,981 | 2,563 | 2,834 | 11,308 | 20,566 |
| | Southeast MCOs | 61,939 | 39,097 | 96,754 | 83,230 | 429,153 | 710,173 |
| Hispanic | 42 United | 849 | 3,539 | 731 | 1,627 | 8,169 | 14,915 |
| | 45 Health Partners | 2,018 | 787 | 1,274 | 1,887 | 63,947 | 69,913 |
| | 47 Keystone | 5,534 | 5,643 | 5,424 | 9,305 | 33,426 | 59,332 |
| | 3D Geisinger* | 183 | 235 | 134 | 203 | 1,381 | 2,136 |
| | 3E UPMC* | 245 | 359 | 267 | 383 | 2,261 | 3,515 |
| | Southeast MCOs | 8,829 | 10,563 | 7,830 | 13,405 | 109,184 | 149,811 |
| TOTAL | | 70,776 | 49,667 | 104,592 | 96,654 | 538,376 | 860,065 |

Racial/Ethnic information is self-reported by consumers.

* New MCO in Zone

Southwest

| | | 02 Allegheny | 03 Armstrong | 04 Beaver | 05 Bedford | 07 Blair | 10 Butler | 11 Cambria | 26 Fayette |
|---------------|---------------------|----------------|---------------|---------------|--------------|---------------|---------------|---------------|---------------|
| Other/Unknown | 31 Highmark | 8 | 0 | 1 | 0 | 0 | 1 | 0 | 0 |
| | 34 UPMC | 11 | 1 | 1 | 0 | 1 | 1 | 3 | 1 |
| | 3A Geisinger* | 1 | 0 | 0 | 0 | 0 | 0 | 0 | 0 |
| | 3B Health Partners* | 2 | 0 | 0 | 0 | 0 | 0 | 0 | 0 |
| | 3C AmeriHealth* | 3 | 0 | 0 | 0 | 0 | 0 | 0 | 0 |
| | Southwest MCOs | 25 | 1 | 2 | 0 | 1 | 2 | 3 | 1 |
| Non-Hispanic | 31 Highmark | 59,112 | 1,200 | 9,934 | 1,056 | 5,323 | 4,453 | 4,304 | 4,983 |
| | 34 UPMC | 111,845 | 9,404 | 15,074 | 6,497 | 17,865 | 14,068 | 19,155 | 23,513 |
| | 3A Geisinger* | 4,484 | 108 | 616 | 243 | 1,224 | 400 | 730 | 657 |
| | 3B Health Partners* | 5,506 | 177 | 746 | 260 | 695 | 438 | 1,095 | 665 |
| | 3C AmeriHealth* | 5,693 | 255 | 789 | 274 | 696 | 631 | 916 | 1,080 |
| | Southwest MCOs | 186,640 | 11,144 | 27,159 | 8,330 | 25,803 | 19,990 | 26,200 | 30,898 |
| Hispanic | 31 Highmark | 1,319 | 22 | 196 | 26 | 90 | 98 | 167 | 75 |
| | 34 UPMC | 4,067 | 109 | 488 | 101 | 326 | 336 | 540 | 313 |
| | 3A Geisinger* | 236 | 1 | 18 | 4 | 32 | 16 | 46 | 9 |
| | 3B Health Partners* | 242 | 6 | 46 | 6 | 27 | 13 | 76 | 19 |
| | 3C AmeriHealth* | 315 | 8 | 82 | 1 | 40 | 40 | 34 | 17 |
| | Southwest MCOs | 6,179 | 146 | 830 | 138 | 515 | 503 | 863 | 433 |
| TOTAL | | 192,844 | 11,291 | 27,991 | 8,468 | 26,319 | 20,495 | 27,066 | 31,332 |

Racial/Ethnic information is self-reported by consumers.

* New MCO in Zone

Southwest cont.

| | | 30 Greene | 32 Indiana | 37 Lawrence | 56 Somerset | 63 Washington | 65 Westmoreland | Southwest |
|---------------|---------------------|--------------|---------------|---------------|---------------|---------------|-----------------|----------------|
| Other/Unknown | 31 Highmark | 0 | 0 | 0 | 0 | 0 | 1 | 11 |
| | 34 UPMC | 1 | 0 | 0 | 1 | 2 | 5 | 28 |
| | 3A Geisinger* | 0 | 0 | 0 | 0 | 0 | 0 | 1 |
| | 3B Health Partners* | 0 | 0 | 1 | 0 | 0 | 0 | 3 |
| | 3C AmeriHealth* | 0 | 0 | 0 | 0 | 0 | 1 | 4 |
| | Southwest MCOs | 1 | 0 | 1 | 1 | 2 | 7 | 47 |
| Non-Hispanic | 31 Highmark | 1,436 | 2,335 | 5,473 | 2,085 | 7,015 | 11,595 | 120,304 |
| | 34 UPMC | 5,099 | 10,744 | 9,937 | 8,355 | 23,996 | 36,011 | 311,563 |
| | 3A Geisinger* | 195 | 226 | 374 | 322 | 924 | 1,022 | 11,525 |
| | 3B Health Partners* | 218 | 207 | 370 | 319 | 834 | 1,151 | 12,681 |
| | 3C AmeriHealth* | 528 | 506 | 627 | 392 | 1,913 | 1,673 | 15,973 |
| | Southwest MCOs | 7,476 | 14,018 | 16,781 | 11,473 | 34,682 | 51,452 | 472,046 |
| Hispanic | 31 Highmark | 15 | 35 | 104 | 42 | 140 | 214 | 2,543 |
| | 34 UPMC | 60 | 194 | 462 | 125 | 541 | 658 | 8,320 |
| | 3A Geisinger* | 4 | 16 | 24 | 4 | 22 | 34 | 466 |
| | 3B Health Partners* | 5 | 14 | 27 | 15 | 40 | 53 | 589 |
| | 3C AmeriHealth* | 12 | 20 | 64 | 6 | 62 | 48 | 749 |
| | Southwest MCOs | 96 | 279 | 681 | 192 | 805 | 1,007 | 12,667 |
| TOTAL | | 7,573 | 14,297 | 17,463 | 11,666 | 35,489 | 52,466 | 484,760 |

Racial/Ethnic information is self-reported by consumers.

* New MCO in Zone

Lehigh/Capital

| | | 01 Adams | 06 Berks | 21 Cumberland | 22 Dauphin | 28 Franklin | 29 Fulton | 31 Huntingdon |
|---------------|---------------------|---------------|---------------|---------------|---------------|---------------|--------------|---------------|
| Other/Unknown | 51 Highmark | 0 | 5 | 2 | 4 | 1 | 1 | 0 |
| | 54 UPMC | 1 | 1 | 0 | 2 | 1 | 1 | 0 |
| | 57 AmeriHealth | 1 | 5 | 0 | 3 | 6 | 0 | 0 |
| | 3K Geisinger* | 0 | 0 | 2 | 1 | 0 | 0 | 0 |
| | 3L Health Partners* | 0 | 1 | 0 | 1 | 0 | 0 | 0 |
| | Lehigh/Capital MCOs | 2 | 12 | 4 | 11 | 8 | 2 | 0 |
| Non-Hispanic | 51 Highmark | 5,330 | 10,380 | 12,310 | 20,829 | 4,080 | 570 | 612 |
| | 54 UPMC | 3,046 | 9,164 | 9,297 | 14,866 | 3,462 | 919 | 3,777 |
| | 57 AmeriHealth | 1,642 | 15,511 | 7,125 | 9,165 | 11,251 | 801 | 1,735 |
| | 3K Geisinger* | 673 | 2,031 | 1,826 | 3,161 | 1,229 | 114 | 635 |
| | 3L Health Partners* | 649 | 3,363 | 1,475 | 2,571 | 1,460 | 119 | 214 |
| | Lehigh/Capital MCOs | 11,340 | 40,449 | 32,033 | 50,592 | 21,482 | 2,523 | 6,973 |
| Hispanic | 51 Highmark | 742 | 7,271 | 1,337 | 5,962 | 396 | 6 | 12 |
| | 54 UPMC | 653 | 4,066 | 742 | 2,847 | 359 | 14 | 39 |
| | 57 AmeriHealth | 250 | 27,071 | 842 | 2,997 | 2,362 | 28 | 31 |
| | 3K Geisinger* | 77 | 1,205 | 173 | 686 | 160 | 1 | 20 |
| | 3L Health Partners* | 52 | 1,753 | 173 | 698 | 242 | 0 | 7 |
| | Lehigh/Capital MCOs | 1,774 | 41,366 | 3,267 | 13,190 | 3,519 | 49 | 109 |
| TOTAL | | 13,116 | 81,827 | 35,304 | 63,793 | 25,009 | 2,574 | 7,082 |

* New MCO in Zone

Racial/Ethnic information is self-reported by consumers.

Lehigh/Capital cont.

| | | 36 Lancaster | 38 Lebanon | 39 Lehigh | 48 Northampton | 50 Perry | 67 York | Lehigh/Capital |
|---------------|----------------------|---------------|---------------|---------------|----------------|--------------|---------------|----------------|
| Other/Unknown | 51 Highmark | 2 | 0 | 4 | 1 | 2 | 1 | 23 |
| | 54 UPMC | 3 | 0 | 4 | 0 | 0 | 0 | 13 |
| | 57 AmeriHealth | 5 | 1 | 4 | 0 | 0 | 3 | 28 |
| | 3K Geisinger** | 0 | 0 | 0 | 0 | 0 | 1 | 4 |
| | 3L Health Partners** | 2 | 0 | 2 | 0 | 0 | 2 | 8 |
| | Lehigh/Capital MCOs | 12 | 1 | 14 | 1 | 2 | 7 | 76 |
| Non-Hispanic | 51 Highmark | 19,788 | 8,140 | 9,901 | 7,612 | 3,065 | 23,088 | 125,705 |
| | 54 UPMC | 14,481 | 3,070 | 4,918 | 3,009 | 1,325 | 15,774 | 87,108 |
| | 57 AmeriHealth | 20,161 | 2,537 | 19,273 | 16,683 | 1,212 | 15,990 | 123,086 |
| | 3K Geisinger** | 2,471 | 665 | 1,508 | 1,299 | 284 | 3,774 | 19,670 |
| | 3L Health Partners** | 2,462 | 613 | 1,849 | 1,307 | 206 | 3,639 | 19,927 |
| | Lehigh/Capital MCOs | 59,363 | 15,025 | 37,449 | 29,910 | 6,092 | 62,265 | 375,496 |
| Hispanic | 51 Highmark | 5,654 | 4,977 | 10,718 | 3,821 | 114 | 4,888 | 45,898 |
| | 54 UPMC | 3,895 | 1,281 | 3,143 | 1,029 | 57 | 3,984 | 22,109 |
| | 57 AmeriHealth | 12,095 | 2,299 | 23,312 | 7,904 | 39 | 6,499 | 85,729 |
| | 3K Geisinger** | 695 | 337 | 1,005 | 368 | 15 | 954 | 5,696 |
| | 3L Health Partners** | 752 | 339 | 1,422 | 446 | 4 | 1,057 | 6,945 |
| | Lehigh/Capital MCOs | 23,091 | 9,233 | 39,600 | 13,568 | 229 | 17,382 | 166,377 |
| TOTAL | | 82,466 | 24,259 | 77,063 | 43,479 | 6,323 | 79,654 | 541,949 |

* Formerly Gateway Health Plan

** New MCO in Zone

Racial/Ethnic information is self-reported by consumers.

Northwest

| | | 12 Cameron | 16 Clarion | 17 Clearfield | 20 Crawford | 24 Elk | 25 Erie | 27 Forest |
|---------------|----------------------|--------------|--------------|---------------|---------------|--------------|---------------|------------|
| Other/Unknown | 35 UPMC | 0 | 0 | 0 | 1 | 0 | 0 | 0 |
| | 37 AmeriHealth | 0 | 0 | 0 | 1 | 0 | 0 | 0 |
| | 3H Geisinger** | 0 | 0 | 0 | 3 | 0 | 0 | 0 |
| | 3J Health Partners** | 0 | 0 | 0 | 0 | 0 | 0 | 0 |
| | Northwest MCOs | 0 | 0 | 0 | 5 | 0 | 0 | 0 |
| Non-Hispanic | 35 UPMC | 810 | 4,721 | 10,575 | 12,128 | 3,825 | 38,534 | 532 |
| | 37 AmeriHealth | 89 | 734 | 2,362 | 1,461 | 452 | 10,136 | 70 |
| | 3H Geisinger** | 26 | 157 | 1,132 | 405 | 162 | 3,139 | 10 |
| | 3J Health Partners** | 67 | 223 | 478 | 458 | 172 | 3,859 | 23 |
| | Northwest MCOs | 992 | 5,835 | 14,547 | 14,452 | 4,611 | 55,668 | 635 |
| Hispanic | 35 UPMC | 13 | 56 | 143 | 205 | 63 | 3,319 | 4 |
| | 37 AmeriHealth | 2 | 11 | 34 | 39 | 6 | 994 | 0 |
| | 3H Geisinger** | 0 | 3 | 16 | 14 | 0 | 286 | 1 |
| | 3J Health Partners** | 4 | 10 | 7 | 15 | 3 | 383 | 3 |
| | Northwest MCOs | 19 | 80 | 200 | 273 | 72 | 4,982 | 8 |
| TOTAL | | 1,011 | 5,915 | 14,747 | 14,730 | 4,683 | 60,650 | 643 |

** New MCO in Zone

Racial/Ethnic information is self-reported by consumers.

Source: PA Department of Human Services Enterprise Data Warehouse – Updated 10/10/24

Northwest cont.

| | | 33 Jefferson | 42 McKean | 43 Mercer | 53 Potter | 61 Venango | 62 Warren | Northwest |
|---------------|----------------------|--------------|--------------|---------------|--------------|---------------|--------------|----------------|
| Other/Unknown | 35 UPMC | 3 | 0 | 1 | 0 | 0 | 0 | 5 |
| | 37 AmeriHealth | 0 | 0 | 0 | 0 | 0 | 0 | 1 |
| | 3H Geisinger** | 0 | 0 | 0 | 0 | 0 | 0 | 3 |
| | 3J Health Partners** | 0 | 0 | 1 | 0 | 0 | 0 | 1 |
| | Northwest MCOs | 3 | 0 | 2 | 0 | 0 | 0 | 10 |
| Non-Hispanic | 35 UPMC | 6,906 | 6,101 | 16,248 | 1,654 | 7,929 | 4,841 | 114,804 |
| | 37 AmeriHealth | 559 | 1,223 | 2,927 | 970 | 1,273 | 1,023 | 23,279 |
| | 3H Geisinger | 196 | 169 | 886 | 74 | 316 | 177 | 6,849 |
| | 3J Health Partners | 160 | 218 | 921 | 76 | 428 | 264 | 7,347 |
| | Northwest MCOs | 7,821 | 7,711 | 20,982 | 2,774 | 9,946 | 6,305 | 152,279 |
| Hispanic | 35 UPMC | 79 | 74 | 339 | 39 | 124 | 67 | 4,525 |
| | 37 AmeriHealth | 2 | 14 | 70 | 10 | 27 | 9 | 1,218 |
| | 3H Geisinger | 1 | 4 | 20 | 4 | 9 | 1 | 359 |
| | 3J Health Partners | 0 | 8 | 38 | 0 | 27 | 11 | 509 |
| | Northwest MCOs | 82 | 100 | 467 | 53 | 187 | 88 | 6,611 |
| TOTAL | | 7,906 | 7,811 | 21,451 | 2,827 | 10,133 | 6,393 | 158,900 |

** New MCO in Zone

Racial/Ethnic information is self-reported by consumers.

Northeast

| | | 08 Bradford | 13 Carbon | 14 Centre | 18 Clinton | 19 Columbia | 34 Juniata | 35 Lackawanna | 40 Luzerne |
|---------------|----------------------|---------------|---------------|---------------|--------------|--------------|--------------|---------------|---------------|
| Other/Unknown | 41 AmeriHealth | 0 | 1 | 1 | 0 | 0 | 0 | 0 | 4 |
| | 44 Geisinger | 0 | 0 | 2 | 0 | 0 | 2 | 7 | 3 |
| | 3F Health Partners** | 1 | 0 | 0 | 0 | 0 | 0 | 0 | 1 |
| | 3G UPMC** | 0 | 0 | 0 | 0 | 0 | 0 | 2 | 1 |
| | Northeast MCOs | 1 | 1 | 3 | 0 | 0 | 2 | 9 | 9 |
| Non-Hispanic | 41 AmeriHealth | 4,187 | 7,068 | 2,711 | 1,198 | 1,681 | 781 | 7,534 | 13,057 |
| | 44 Geisinger | 5,427 | 2,404 | 6,704 | 4,954 | 6,860 | 1,643 | 26,843 | 37,705 |
| | 3F Health Partners** | 569 | 427 | 366 | 161 | 290 | 99 | 1,280 | 1,804 |
| | 3G UPMC** | 611 | 481 | 1,412 | 626 | 401 | 305 | 2,076 | 2,608 |
| | Northeast MCOs | 10,794 | 10,380 | 11,193 | 6,939 | 9,232 | 2,828 | 37,733 | 55,174 |
| Hispanic | 41 AmeriHealth | 75 | 1,042 | 123 | 40 | 207 | 114 | 2,381 | 10,149 |
| | 44 Geisinger | 101 | 382 | 218 | 119 | 487 | 200 | 6,502 | 14,843 |
| | 3F Health Partners** | 16 | 73 | 16 | 11 | 32 | 12 | 430 | 947 |
| | 3G UPMC** | 16 | 71 | 58 | 18 | 32 | 25 | 479 | 1,294 |
| | Northeast MCOs | 208 | 1,568 | 415 | 188 | 758 | 351 | 9,792 | 27,233 |
| TOTAL | | 11,003 | 11,949 | 11,611 | 7,127 | 9,990 | 3,181 | 47,534 | 82,416 |

** New MCO in Zone

Racial/Ethnic information is self-reported by consumers.

Northeast cont.

| | | 41 Lycoming | 44 Mifflin | 45 Monroe | 47 Montour | 49 Northumberland | 52 Pike | 54 Schuylkill | 55 Snyder |
|---------------|----------------------|---------------|--------------|---------------|--------------|-------------------|--------------|---------------|--------------|
| Other/Unknown | 41 AmeriHealth | 1 | 0 | 2 | 0 | 0 | 0 | 0 | 0 |
| | 44 Geisinger | 2 | 0 | 6 | 0 | 0 | 2 | 1 | 1 |
| | 3F Health Partners** | 0 | 0 | 1 | 0 | 0 | 0 | 0 | 0 |
| | 3G UPMC** | 0 | 0 | 2 | 0 | 0 | 0 | 0 | 0 |
| | Northeast MCOs | 3 | 0 | 11 | 0 | 0 | 2 | 1 | 1 |
| Non-Hispanic | 41 AmeriHealth | 4,353 | 2,149 | 12,323 | 399 | 4,122 | 2,367 | 8,635 | 1,171 |
| | 44 Geisinger | 14,005 | 4,793 | 9,671 | 1,432 | 11,602 | 4,774 | 11,984 | 3,259 |
| | 3F Health Partners** | 609 | 275 | 1,346 | 60 | 621 | 285 | 979 | 136 |
| | 3G UPMC** | 1,817 | 669 | 1,532 | 96 | 1,013 | 341 | 1,405 | 288 |
| | Northeast MCOs | 20,784 | 7,886 | 24,872 | 1,987 | 17,358 | 7,767 | 23,003 | 4,854 |
| Hispanic | 41 AmeriHealth | 150 | 90 | 3,354 | 29 | 700 | 578 | 2,927 | 56 |
| | 44 Geisinger | 348 | 189 | 2,505 | 95 | 1,293 | 722 | 2,259 | 114 |
| | 3F Health Partners** | 34 | 19 | 386 | 5 | 107 | 75 | 261 | 2 |
| | 3G UPMC** | 90 | 44 | 424 | 5 | 149 | 68 | 299 | 13 |
| | Northeast MCOs | 622 | 342 | 6,669 | 134 | 2,249 | 1,443 | 5,746 | 185 |
| TOTAL | | 21,409 | 8,228 | 31,552 | 2,121 | 19,607 | 9,212 | 28,750 | 5,040 |

** New MCO in Zone

Racial/Ethnic information is self-reported by consumers.

Northeast cont.

| | | 57 Sullivan | 58 Susquehanna | 59 Tioga | 60 Union | 64 Wayne | 66 Wyoming | Northeast |
|---------------|----------------------|-------------|----------------|--------------|--------------|--------------|--------------|----------------|
| Other/Unknown | 41 AmeriHealth NE | 0 | 0 | 0 | 0 | 0 | 0 | 9 |
| | 44 Geisinger | 0 | 0 | 0 | 0 | 0 | 0 | 26 |
| | 3F Health Partners** | 0 | 0 | 0 | 0 | 0 | 0 | 3 |
| | 3G UPMC** | 0 | 0 | 0 | 0 | 0 | 0 | 5 |
| | Northeast MCOs | 0 | 0 | 0 | 0 | 0 | 0 | 43 |
| Non-Hispanic | 41 AmeriHealth NE | 172 | 1,462 | 5,458 | 789 | 1,710 | 792 | 84,119 |
| | 44 Geisinger | 519 | 4,905 | 1,313 | 2,916 | 5,313 | 3,509 | 172,535 |
| | 3F Health Partners** | 24 | 198 | 183 | 88 | 175 | 124 | 10,099 |
| | 3G UPMC** | 74 | 348 | 645 | 231 | 362 | 186 | 17,527 |
| | Northeast MCOs | 789 | 6,913 | 7,599 | 4,024 | 7,560 | 4,611 | 284,280 |
| Hispanic | 41 AmeriHealth NE | 1 | 70 | 73 | 61 | 127 | 23 | 22,370 |
| | 44 Geisinger | 11 | 153 | 12 | 245 | 276 | 100 | 31,174 |
| | 3F Health Partners** | 0 | 9 | 2 | 6 | 17 | 3 | 2,463 |
| | 3G UPMC** | 1 | 10 | 17 | 12 | 23 | 2 | 3,150 |
| | Northeast MCOs | 13 | 242 | 104 | 324 | 443 | 128 | 59,157 |
| TOTAL | | 802 | 7,155 | 7,703 | 4,348 | 8,003 | 4,739 | 343,480 |

** New MCO in Zone

Racial/Ethnic information is self-reported by consumers.

| SOUTHEAST | | | | | | | |
|--------------|--------------|----------------|--------------------|----------------|----------------------|-------------------|----------------|
| | | 42 United | 45 Health Partners | 47 Keystone | 3D Geisinger** | 3E UPMC** | TOTAL |
| < 21 Yrs | Female | 21,865 | 62,411 | 124,860 | 2,960 | 4,712 | 216,808 |
| | Male | 23,236 | 64,972 | 136,421 | 3,146 | 4,979 | 232,754 |
| | Total | 45,101 | 127,383 | 261,281 | 6,106 | 9,691 | 449,562 |
| 22-45 Yrs | Female | 19,186 | 53,762 | 87,543 | 3,289 | 4,893 | 168,673 |
| | Male | 17,443 | 35,257 | 54,917 | 4,274 | 5,474 | 117,365 |
| | Total | 36,629 | 89,019 | 142,460 | 7,563 | 10,367 | 286,038 |
| 46-64 Yrs | Female | 6,184 | 19,665 | 30,990 | 892 | 1,599 | 59,330 |
| | Male | 7,557 | 18,172 | 28,107 | 1,452 | 2,103 | 57,391 |
| | Total | 13,741 | 37,837 | 59,097 | 2,344 | 3,702 | 116,721 |
| Over 64 Yrs | Female | 562 | 1,457 | 2,263 | 107 | 196 | 4,585 |
| | Male | 400 | 1,010 | 1,512 | 102 | 135 | 3,159 |
| | Total | 962 | 2,467 | 3,775 | 209 | 331 | 7,744 |
| TOTAL | | 96,433 | 256,706 | 466,613 | 16,222 | 24,091 | 860,065 |
| SOUTHWEST | | | | | | | |
| | | 31 Highmark | 34 UPMC | 3A Geisinger | 3B Health Partners** | 3C Ameri-Health** | TOTAL |
| < 21 Yrs | Female | 29,901 | 79,880 | 2,211 | 2,561 | 3,215 | 117,768 |
| | Male | 31,544 | 87,014 | 2,463 | 2,765 | 3,353 | 127,139 |
| | Total | 61,445 | 166,894 | 4,674 | 5,326 | 6,568 | 244,907 |
| 22-45 Yrs | Female | 25,758 | 63,203 | 2,463 | 2,787 | 3,626 | 97,837 |
| | Male | 16,110 | 39,528 | 2,797 | 2,986 | 3,606 | 65,027 |
| | Total | 41,868 | 102,731 | 5,260 | 5,773 | 7,232 | 162,864 |
| 46-64 Yrs | Female | 10,617 | 26,962 | 828 | 870 | 1,249 | 40,526 |
| | Male | 8,608 | 22,335 | 1,175 | 1,251 | 1,600 | 34,969 |
| | Total | 19,225 | 49,297 | 2,003 | 2,121 | 2,849 | 75,495 |
| Over 64 Yrs | Female | 174 | 572 | 34 | 23 | 37 | 840 |
| | Male | 146 | 417 | 21 | 30 | 40 | 654 |
| | Total | 320 | 989 | 55 | 53 | 77 | 1,494 |
| TOTAL | | 122,858 | 319,911 | 11,992 | 13,273 | 16,726 | 484,760 |

* Formerly Gateway Health Plan

Source: PA Department of Human Services Enterprise Data Warehouse – Updated 10/10/24

** New MCO in Zone

cont.

| LEHIGH/CAPITAL | | | | | | | |
|----------------|--------------|----------------|-----------------|-----------------|----------------------|----------------------|----------------|
| | | 51 Highmark | 54 UPMC | 57 Ameri-Health | 3K Geisinger** | 3L Health Partners** | TOTAL |
| < 21 Yrs | Female | 47,350 | 27,897 | 56,960 | 5,953 | 6,340 | 144,500 |
| | Male | 50,960 | 30,230 | 60,271 | 6,432 | 6,474 | 154,367 |
| | Total | 98,310 | 58,127 | 117,231 | 12,385 | 12,814 | 298,867 |
| 22-45 Yrs | Female | 33,351 | 21,812 | 41,713 | 5,126 | 5,745 | 107,747 |
| | Male | 17,953 | 14,002 | 21,964 | 4,268 | 4,493 | 62,680 |
| | Total | 51,304 | 35,814 | 63,677 | 9,394 | 10,238 | 170,427 |
| 46-64 Yrs | Female | 12,156 | 7,508 | 15,492 | 1,635 | 1,782 | 38,573 |
| | Male | 8,986 | 7,108 | 11,077 | 1,795 | 1,866 | 30,832 |
| | Total | 21,142 | 14,616 | 26,569 | 3,430 | 3,648 | 69,405 |
| Over 64 Yrs | Female | 574 | 406 | 902 | 95 | 116 | 2,093 |
| | Male | 296 | 267 | 464 | 66 | 64 | 1,157 |
| | Total | 870 | 673 | 1,366 | 161 | 180 | 3,250 |
| TOTAL | | 171,626 | 109,230 | 208,843 | 25,370 | 26,880 | 541,949 |
| NORTHWEST | | | | | | | |
| | | 35 UPMC | 37 Ameri-Health | 3H Geisinger** | 3J Health Partners** | TOTAL | |
| < 21 Yrs | Female | 31,135 | 5,664 | 1,659 | 1,783 | 40,241 | |
| | Male | 32,900 | 6,216 | 1,732 | 1,747 | 42,595 | |
| | Total | 64,035 | 11,880 | 3,391 | 3,530 | 82,836 | |
| 22-45 Yrs | Female | 23,429 | 4,851 | 1,396 | 1,641 | 31,317 | |
| | Male | 14,418 | 3,785 | 1,315 | 1,485 | 21,003 | |
| | Total | 37,847 | 8,636 | 2,711 | 3,126 | 52,320 | |
| 46-64 Yrs | Female | 9,738 | 2,037 | 515 | 515 | 12,805 | |
| | Male | 7,513 | 1,889 | 581 | 672 | 10,655 | |
| | Total | 17,251 | 3,926 | 1,096 | 1,187 | 23,460 | |
| Over 64 Yrs | Female | 113 | 34 | 7 | 5 | 159 | |
| | Male | 88 | 22 | 6 | 9 | 125 | |
| | Total | 201 | 56 | 13 | 14 | 284 | |
| TOTAL | | 119,334 | 24,498 | 7,211 | 7,857 | 158,900 | |

* Formerly Gateway Health Plan

Source: PA Department of Human Services Enterprise Data Warehouse – Updated 10/10/24

** New MCO in Zone

cont.

| NORTHEAST | | | | | | |
|--------------|--------------|----------------|----------------|----------------------|---------------|----------------|
| | | 41 AmeriHealth | 44 Geisinger | 3F Health Partners** | 3G UPMC** | TOTAL |
| < 21 Yrs | Female | 27,420 | 52,221 | 2,731 | 4,607 | 86,979 |
| | Male | 29,016 | 55,820 | 2,901 | 4,943 | 92,680 |
| | Total | 56,436 | 108,041 | 5,632 | 9,550 | 179,659 |
| 22-45 Yrs | Female | 21,752 | 40,866 | 2,628 | 4,158 | 69,404 |
| | Male | 12,720 | 24,026 | 2,347 | 3,503 | 42,596 |
| | Total | 34,472 | 64,892 | 4,975 | 7,661 | 112,000 |
| 46-64 Yrs | Female | 8,536 | 17,132 | 888 | 1,717 | 28,273 |
| | Male | 6,639 | 12,972 | 1,001 | 1,647 | 22,259 |
| | Total | 15,175 | 30,104 | 1,889 | 3,364 | 50,532 |
| Over 64 Yrs | Female | 267 | 439 | 40 | 74 | 820 |
| | Male | 148 | 259 | 29 | 33 | 469 |
| | Total | 415 | 698 | 69 | 107 | 1,289 |
| TOTAL | | 106,498 | 203,735 | 12,565 | 20,682 | 343,480 |

| SOUTHEAST | | | | | | |
|-----------------------|--------------------|---------------------------|-----------------------|-----------------------------|-----------------------------|----------------|
| | 42 United | 45 Health Partners | 47 Keystone | 3D Geisinger** | 3E UPMC** | TOTAL |
| < 21 Yrs | 45,101 | 127,383 | 261,281 | 6,106 | 9,691 | 449,562 |
| 22-45 Yrs | 36,629 | 89,019 | 142,460 | 7,563 | 10,367 | 286,038 |
| 46-64 Yrs | 13,741 | 37,837 | 59,097 | 2,344 | 3,702 | 116,721 |
| Over 64 Yrs | 962 | 2,467 | 3,775 | 209 | 331 | 7,744 |
| TOTAL | 96,433 | 256,706 | 466,613 | 16,222 | 24,091 | 860,065 |
| SOUTHWEST | | | | | | |
| | 31 Highmark | 34 UPMC | 3A Geisinger** | 3B Health Partners** | 3C Ameri-Health** | TOTAL |
| < 21 Yrs | 61,445 | 166,894 | 4,674 | 5,326 | 6,568 | 244,907 |
| 22-45 Yrs | 41,868 | 102,731 | 5,260 | 5,773 | 7,232 | 162,864 |
| 46-64 Yrs | 19,225 | 49,297 | 2,003 | 2,121 | 2,849 | 75,495 |
| Over 64 Yrs | 320 | 989 | 55 | 53 | 77 | 1,494 |
| TOTAL | 122,858 | 319,911 | 11,992 | 13,273 | 16,726 | 484,760 |
| LEHIGH/CAPITAL | | | | | | |
| | 51 Highmark | 54 UPMC | 57 AmeriHealth | 3K Geisinger** | 3L Health Partners** | TOTAL |
| < 21 Yrs | 98,310 | 58,127 | 117,231 | 12,385 | 12,814 | 298,867 |
| 22-45 Yrs | 51,304 | 35,814 | 63,677 | 9,394 | 10,238 | 170,427 |
| 46-64 Yrs | 21,142 | 14,616 | 26,569 | 3,430 | 3,648 | 69,405 |
| Over 64 Yrs | 870 | 673 | 1,366 | 161 | 180 | 3,250 |
| TOTAL | 171,626 | 109,230 | 208,843 | 25,370 | 26,880 | 541,949 |

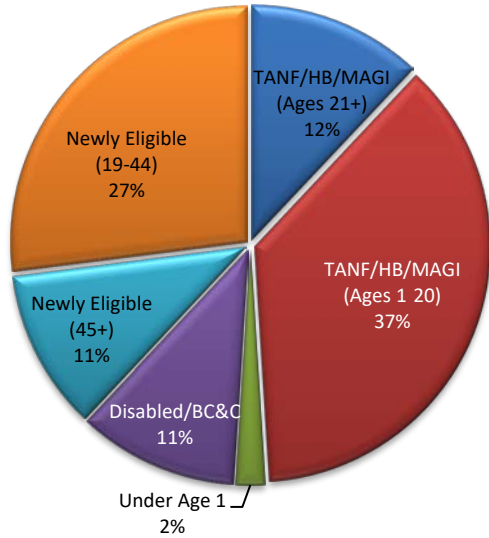
* Formerly Gateway Health Plan

** New MCO in Zone

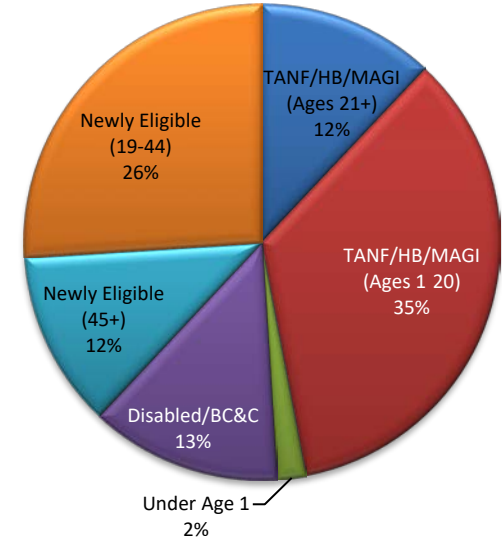
cont.

| NORTHWEST | | | | | | |
|--------------|--|----------------|----------------|----------------------|----------------------|----------------|
| | | 35 UPMC | 37 AmeriHealth | 3H Geisinger** | 3J Health Partners** | TOTAL |
| < 21 Yrs | | 64,035 | 11,880 | 3,391 | 3,530 | 82,836 |
| 22-45 Yrs | | 37,847 | 8,636 | 2,711 | 3,126 | 52,320 |
| 46-64 Yrs | | 17,251 | 3,926 | 1,096 | 1,187 | 23,460 |
| Over 64 Yrs | | 201 | 56 | 13 | 14 | 284 |
| TOTAL | | 119,334 | 24,498 | 7,211 | 7,857 | 158,900 |
| NORTHEAST | | | | | | |
| | | 41 AmeriHealth | 44 Geisinger | 3F Health Partners** | 3G UPMC** | TOTAL |
| < 21 Yrs | | 56,436 | 108,041 | 5,632 | 9,550 | 179,659 |
| 22-45 Yrs | | 34,472 | 64,892 | 4,975 | 7,661 | 112,000 |
| 46-64 Yrs | | 15,175 | 30,104 | 1,889 | 3,364 | 50,532 |
| Over 64 Yrs | | 415 | 698 | 69 | 107 | 1,289 |
| TOTAL | | 106,498 | 203,735 | 12,565 | 20,682 | 343,480 |

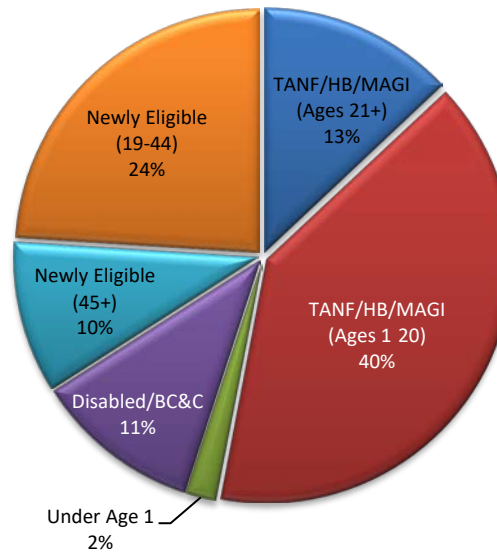
Southeast



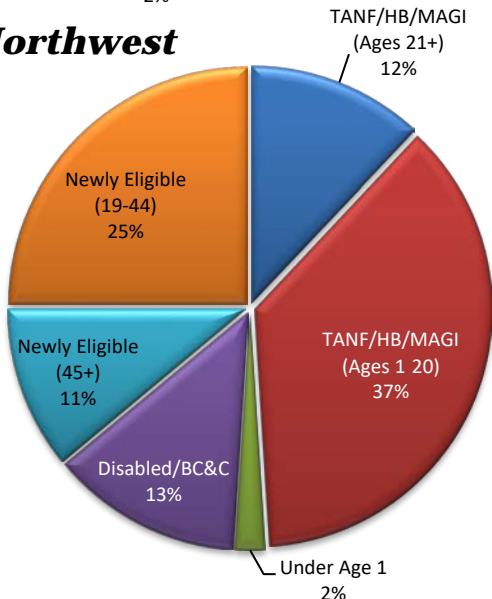
Southwest



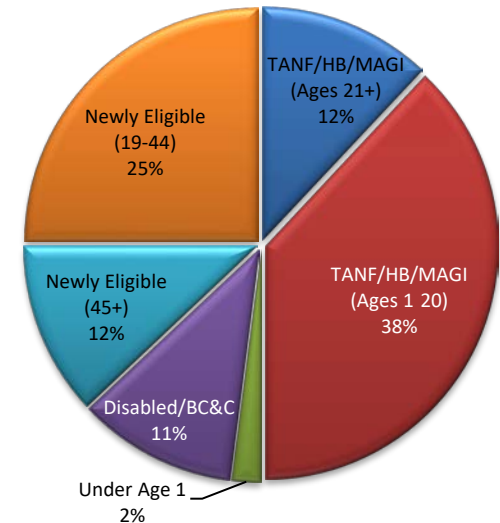
Lehigh/Capital



Northwest



Northeast



Source: Bureau of Fiscal Management

New Categories of Aid: TANF/HB/MAGI is Temporary Assistance for Needy Families, Healthy Beginnings, and Modified Adjusted Gross Income.

The table displays the total number of new members that voluntarily enrolled in HealthChoices and selected a PCP as a percentage of total new members that voluntarily enrolled in HealthChoices.

| September 2024 | |
|-----------------------|-------------------|
| Zone | Percentage |
| Southeast | 79.8% |
| Southwest | 72.2% |
| Lehigh/Capital | 73.3% |
| Northwest | 75.9% |
| Northeast | 71.9% |
| Total | 75.1% |

Useful Information

To view a complete Pennsylvania Medicaid Managed Care Organization (MCO) Directory go to [Managed Care Information \(pa.gov\)](#) and choose the Pennsylvania Medicaid MCO Directory.