



EMERGENCY RENTAL ASSISTANCE PROGRAM (ERAP) Monthly REPORT

Department of Human Services

October 2021

October 2021 Summary Report

EMERGENCY RENTAL ASSISTANCE PROGRAM (ERAP)

ERAP1 — \$569.8 million in federal funding allocated to Pennsylvania through the Consolidated Appropriations Act of 2021 to assist those affected by COVID-19 by providing funding for certain past, current and future rental and utility expenses. All counties were operational and accepting applications as of March 29, 2021.

ERAP2 — PA Act 24 of 2021 amended some ERAP1 program rules and further gave DHS authority to administer funds allocated under the federal American Rescue Plan Act of 2021, Section 3201(b) which allocated \$450.8 million to Pennsylvania.

Month Overview

In October 2021, DHS saw an increase in state spending of approximately 10 million dollars for ERAP1 from the month of September 2021. In addition to this increase, DHS also saw increased participation in ERAP2 as more counties received and put practices in place for use of this new pool of funding. As a reminder, the main difference between ERAP1 and ERAP2 from a recipient standpoint is that an individual can qualify for ERAP1 only if they are directly affected by COVID-19. ERAP2 allows for individuals to qualify if they have been affected **due to or during** the COVID-19 pandemic. In October 2021:



26,461
applications
received
during the month



10,835
new households
received assistance
during the month



3,040
households
denied during
the month



87,108
applications
pending¹, as of the
end of the month

October 2021 (paid or obligated)	ERAP1	ERAP2	Total
Emergency Rental Assistance	\$60,334,396.55	\$3,710,710.55	\$64,045,107.10
Housing Stability Services	\$212,935.95	\$17,402.06	\$230,338.01
Administrative Costs	\$2,249,273.46	\$273,816.63	\$2,523,090.09
	\$62,796,605.96	\$4,001,929.24	\$66,798,535.20

Total to Date



\$293.6 million
Total monies
paid or obligated
in ERAP1 and ERAP2



52,550
Households assisted

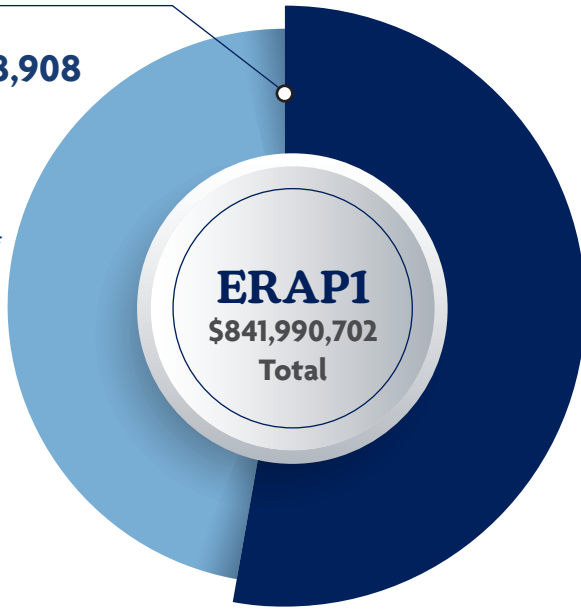
DHS-allocated monies paid or obligated for emergency rental assistance, housing stability services, and administrative costs since the program start are estimated to be around \$293.6 million and 52,550 households received rental assistance and/or housing stability services who have been impacted due to or during the COVID-19 pandemic (ERAP1 and ERAP2 combined). October marks the first full month counties had ERAP2 funding to incorporate into their programs. Thirteen counties reported usage of ERAP2 funds in October compared to just three counties in September.

NOTES: 1) September and October saw the highest number of applications received — 29,275 and 26,461 respectively. Counties have processed between 10,000 to 12,000 applications a month consistently since June 2021. Applications are now being received at double previous capacity. Larger counties, which receive the highest number of applications, are working to fiscally balance the program as funds are being depleted.

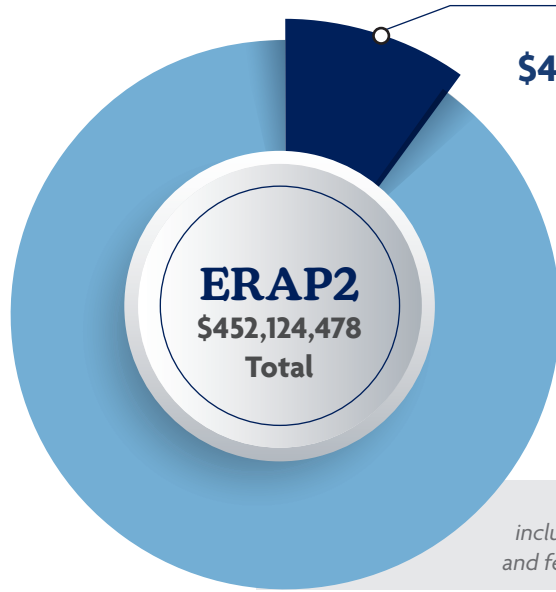




54%
\$451,538,908
was spent
to date of
the total
ERAP1
allocation*



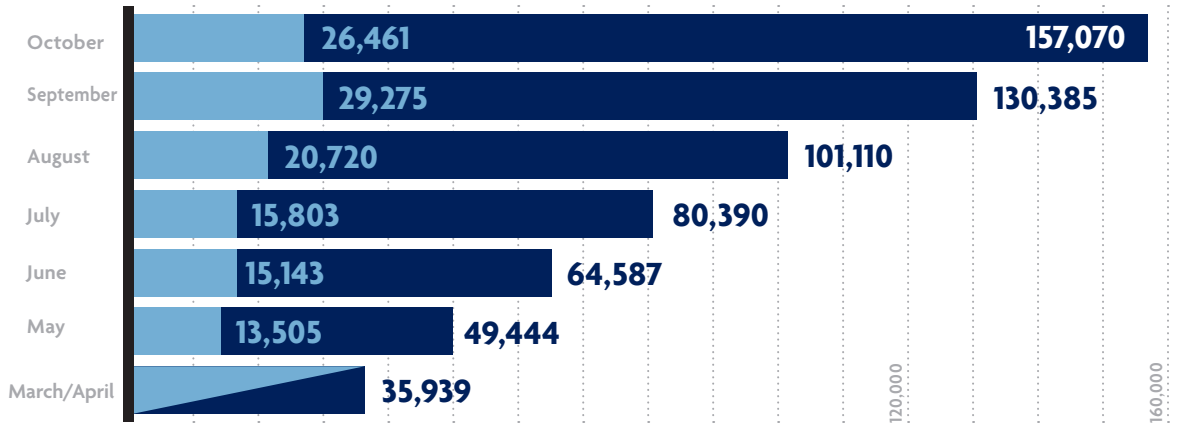
10%
\$43,622,630
was spent
to date of
the total
ERAP2
allocation*



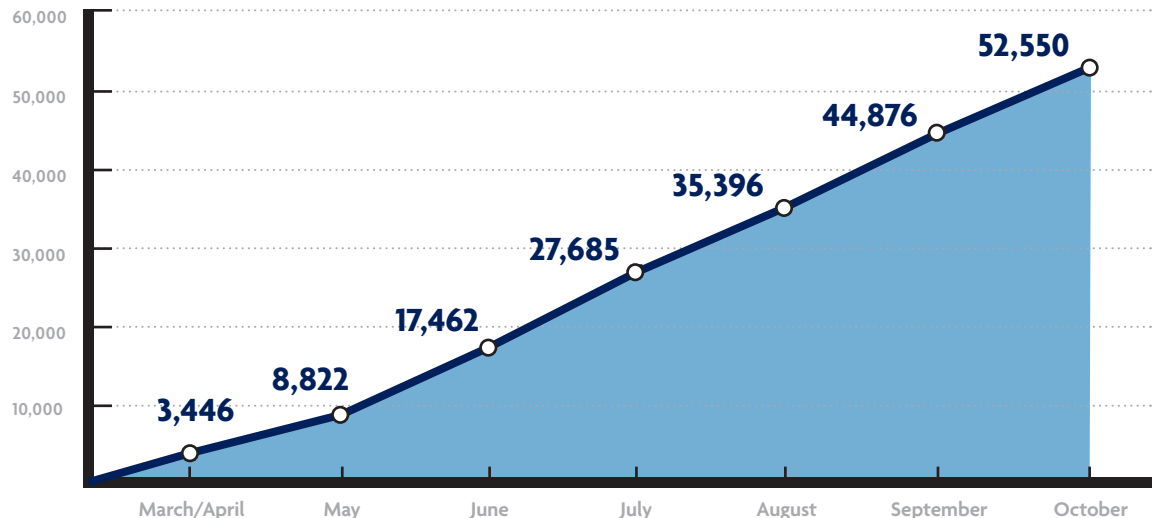
**Note: Figures include both state and federal funding*

Total applications received to date

- Total to Date
- Applications Received That Month




Number of households receiving services to date





Counties

The five counties with the **highest percent** of DHS funds expended for October were:



The five counties with the **lowest percent** of DHS funds expended for October were:



Of these counties, Huntingdon, Lackawanna, Lancaster, Lebanon and Lehigh reported zero applications being received. Additionally, Huntingdon, Forest and Lebanon do not receive a direct federal allocation for ERAP. All counties submitted certifications in the month of September for ERAP1. These certifications are aiding in ongoing discussion regarding reallocation of ERAP1 funding to balance counties reporting a shortfall versus counties reporting excess funding.

Technical Assistance Overview

Providing technical assistance directly to counties implementing the ERAP program has been a high priority for DHS. In October, assistance was given during a regularly scheduled call. Additional assistance is given in one-on-one communications with individual counties to address unique needs on an as needed basis.

October 2021 was a heavy month in reporting for both the ERAP1 and ERAP2 programs for both DHS and the 18 large counties with direct federal funds as quarterly reports were due to the Federal government for Quarter 1, Quarter 2 & Quarter 3 for both programs.



This month's agenda items included:

- Common errors in reporting
- Reporting timeliness
- Hearings and appeals
- General discussion





Other Connections

Conversations continued with other state counterparts to gain insight on fact-specific proxy. DHS met again with the **state of Kentucky** in early October to discuss topics, including:

- General program operations
- Implementation of fact-specific proxy.

External Communications

External communications for October 2021 focused on promoting ERAP alongside the Low-Income Home Energy Assistance Program (LIHEAP). The content of these releases reminded Pennsylvanians that with the cold months ahead, they have somewhere to turn if their housing situation is compromised or if they need assistance to stay warm. A press release containing video and audio clips promoting both LIHEAP and ERAP relayed information to PA residents about these valuable assistance programs aimed at housing stability and maintenance.



Pageviews: 94,701
Time on Page: 2:59



Posts: 4
Impressions: 23,868
Engagements: 733



Tweets: 4
Impressions: 6,272
Engagements: 348



[Find more state & county level data.](#)



[Download the October data file.](#)



Background

The Department of Human Services (DHS) is pleased to submit this report, as required by Act 2021-1, Article I-D of the Fiscal Code, 72 P.S. §103-D (a)(7.1) and (8):

Powers and duties.--The department shall have the power and duty to: prepare a monthly consolidated report with information from all counties submitted under section 104-D(4) and shall submit the report on a monthly basis to the chairperson and minority chairperson of the Appropriations Committee of the Senate and the chairperson and minority chairperson of the Appropriations Committee of the House of Representatives. The report shall also be posted and maintained on the department's publicly accessible Internet website.

The report shall include the following information:

- (i) The total amount of funds received by a county.
- (ii) The total amount of funds spent by a county for services under section 102-D(a).
- (iii) The total amount of excess funding or shortfall identified by a county as of September 20, 2022.
- (iv) The total number of households that applied for assistance.
- (v) The total number of households that received assistance.
- (vi) The total amount of funding sought by services under section 102-D(a).
- (vii) The total amount of assistance provided by services under section 102-D(a).
- (viii) An itemization of all expenditures for administrative costs.

Act 1 of 2021 authorized DHS to implement the Emergency Rental Assistance Program (ERAP1). The federal Consolidated Appropriations Act of 2021, (Pub. L. 116-260) allocated \$569,807,659.70 directly to Pennsylvania to assist those affected by COVID-19 by providing funding for certain past, current and future rental and utility expenses. Of that allocation, the Pennsylvania General Assembly appropriated \$5,698,076.60 to be used by DHS for administrative costs. Funding was allocated to all counties based on percentage of population minus any direct federal allocation per Section 102-D(c) of the Act. (See Table 2 for allocations and expended/remaining funds as of September 30, 2021). A maximum of 9.09 percent of each county's allocated ERAP1 funds may be used for the combined costs of administration and housing stability services. Eighteen counties and one city received a separate allocation directly from the United States Treasury in addition to the funding allocated to them in accordance with Act 1 of 2021.

DHS officially launched ERAP1 on March 15, 2021, though not all counties were operational on that date. All counties, however, were operational and accepting applications as of March 29, 2021. (See Table 1 for application data).

PA Act 24 of 2021 amended some ERAP1 program rules, and further gives DHS authority to administer funds allocated under the federal American Rescue Plan Act of 2021 (Pub.L.117.2) Section 3201 (b) which allocated \$450,862,132.80 to Pennsylvania. These funds are referred to as ERAP2.

The Commonwealth received an initial allocation of \$180,344,853.12 was provided to the counties, with \$19,721,894.88 assigned for use in serving high-needs households, as identified in federal law. The total allocation amounts used in Table 4 total ERAP2 Funds column reflect the funds issued to counties on September 9, 2021 and are inclusive of the high-needs funds. Table 3 reflects the total number of applications under ERAP2.

Definitions

DHS uses the following definitions in this report:

- Rental Assistance - includes assistance for rent arrears, current rent, future rent, and utilities included as a part of the rent payment per the rental agreement
- Utility Assistance - includes payment for utilities, utility arrearages and future utility payments not included as a part of the rent
- Other Expenses Related to Housing – includes, but is not limited to, assistance with relocation expenses, rental fees, reasonable late fees, internet for work or home schooling (at county option).
- Housing Stability Services - services provided to coordinate the activities necessary for the client to obtain or retain housing including, but not limited to, case management and other services intended to keep households stably housed

NOTE: This report reflects emergency rental assistance as implemented with funds allocated per Act 1 of 2021 and Act 24 of 2021 and does not include expenditures of funds received by local municipalities directly from the United States Treasury.

All figures below reflect self-reported data by the county as of October 31, 2021 and may reflect the county made corrections for previous months.

ERAP1

APPLICATIONS October 1 – October 30, 2021

Number of applications pending at beginning of October:	67,431
Total number of households that applied for assistance:	18,922
Total number of households that received assistance:	10,428
Total number of households denied assistance:	2,244
Total number of applications pending at end of October:	73,687

ERAP1

FISCAL October 1 – October 30, 2021

Total state funds allocated:	\$ 564,109,583.10
Total state funds remaining as of September 30, 2021:	\$ 325,654,580.69
Emergency Rental Assistance paid or obligated during October:	\$ 39,788,058.88
Rental Assistance	\$ 34,745,562.96
Utility Assistance	\$ 4,569,812.42
Other Expenses Related to Housing	\$ 472,683.50
Housing Stability Services paid or obligated during October:	\$ 212,935.95
County administrative costs paid or obligated during October:	\$ 2,249,273.46
Personnel	\$ 714,462.07
Operating	\$ 426,191.31
Purchased Services	\$ 1,108,620.08
Total amount paid or obligated during October:	\$ 42,250,268.29
Total amount of funds remaining (YTD):	\$ 283,404,312.40

TABLE 1: ERAP1 APPLICATIONS AND DISPOSITIONS AS REPORTED BY COUNTIES
OCTOBER 31, 2021

County	Applications Received	Applications Approved	Applications Denied	Applications Pending
Adams	149	156	5	25
Allegheny	1,081	2,402	18	3,564
Armstrong	210	99	8	186
Beaver	176	122	1	529
Bedford	49	37	37	34
Berks	63	63	0	0
Blair	308	82	9	1,430
Bradford	66	89	5	116
Bucks	283	372	10	117
Butler	413	379	29	394
Cambria	201	30	79	898
Cameron	22	20	2	13
Carbon	54	64	3	8
Centre	300	191	472	423
Chester	79	10	5	64
Clarion	70	61	20	227
Clearfield	156	156	0	0
Clinton	68	59	18	165
Columbia	144	70	8	201
Crawford	298	282	1	33
Cumberland	49	51	0	257
Dauphin	556	295	1	1,652
Delaware	234	247	14	0
Elk	32	32	11	23
Erie	623	329	32	844
Fayette	384	120	46	1,051
Forest	4	0	1	5
Franklin	319	304	9	33
Fulton	27	15	12	21
Greene	0	36	0	36
Huntingdon	0	0	0	154
Indiana	87	19	36	270
Jefferson	76	50	28	74
Juniata	10	1	6	5
Lackawanna	0	0	0	774
Lancaster	0	0	0	0

TABLE 1: ERAP1 APPLICATIONS AND DISPOSITIONS AS REPORTED BY COUNTIES
OCTOBER 31, 2021

County	Applications Received	Applications Approved	Applications Denied	Applications Pending
Lawrence	103	54	22	302
Lebanon	0	0	0	0
Lehigh	0	0	0	261
Luzerne	275	140	0	135
Lycoming	342	208	67	744
McKean	78	38	43	13
Mercer	235	221	32	58
Mifflin	79	27	41	44
Monroe	321	218	7	573
Montgomery	1,135	736	9	1,389
Montour	17	12	0	35
Northampton	211	208	3	187
Northumberland	327	112	6	788
Perry	28	20	8	0
Philadelphia	7,349	640	781	54,072
Pike	49	32	14	12
Potter	9	7	7	12
Schuylkill	202	177	41	7
Snyder	43	29	0	80
Somerset	141	61	17	132
Sullivan	4	4	0	3
Susquehanna	33	32	6	68
Tioga	42	28	69	95
Union	33	31	0	48
Venango	77	79	36	51
Warren	88	56	19	38
Washington	61	14	4	59
Wayne	34	22	11	8
Westmoreland	379	203	30	229
Wyoming	13	5	0	58
York	623	765	45	560
State Total	18,922	10,422	2,244	73,687

**Shaded counties did not report any DHS allocated funds expended in the current month.*

*** Allegheny County reported projected obligated expenditures based on applications currently in process. Allegheny acknowledges the projection overspends their initial ERAP1 allocation. Allegheny expects to cover projection shortfall through reallocated federal and/or state ERAP1 funds or currently available ERAP2 funds.*

TABLE 2: ERAP1 ALLOCATIONS AND EXPENDED FUNDS AS REPORTED BY COUNTIES
OCTOBER 31, 2021

County	Amount of Direct Federal Allocation Received	DHS Allocation	DHS funds Paid or Obligated October 1 - 31	DHS funds Remaining YTD
Adams	\$0	\$6,774,933.20	\$520,996.71	\$3,790,768.51
Allegheny**	\$36,234,405.90	\$43,745,242.84	\$5,648,498.05	\$0
Armstrong	\$0	\$4,257,640.60	\$300,900.12	\$2,500,989.18
Beaver	\$0	\$10,781,660.09	\$811,364.87	\$558,587.89
Bedford	\$0	\$3,149,608.30	\$116,083.42	\$2,505,729.44
Berks	\$12,549,393.60	\$15,150,690.51	\$1,472,241.13	\$3,253,310.62
Blair	\$0	\$8,012,730.31	\$625,032.57	\$4,421,067.17
Bradford	\$0	\$3,967,462.02	\$264,148.64	\$2,681,145.70
Bucks	\$18,720,516.20	\$22,600,992.39	\$2,099,218.02	\$19,218,150.49
Butler	\$0	\$12,355,148.83	\$724,544.27	\$8,833,158.69
Cambria	\$0	\$8,562,767.36	\$190,483.39	\$7,486,738.12
Cameron	\$0	\$292,480.54	\$17,313.53	\$63,771.66
Carbon	\$0	\$4,221,269.62	\$311,415.50	\$2,169,714.56
Centre	\$0	\$10,680,110.74	\$759,741.39	\$6,666,643.87
Chester	\$15,643,059.70	\$18,885,626.18	\$47,618.66	\$18,838,007.52
Clarion	\$0	\$2,528,078.93	\$239,576.86	\$1,200,733.28
Clearfield	\$0	\$5,212,625.41	\$663,619.82	\$1,468,955.68
Clinton	\$0	\$2,540,838.37	\$562,926.89	\$1,126,508.47
Columbia	\$0	\$4,272,702.00	\$299,013.23	\$2,380,524.11
Crawford	\$0	\$5,566,075.02	\$980,402.30	\$1,405,973.64
Cumberland	\$7,549,647.80	\$9,114,574.00	\$285,956.68	\$8,376,682.35
Dauphin	\$8,292,455.40	\$10,011,354.30	\$2,714,394.18	\$3,437,767.71
Delaware	\$16,887,319.80	\$20,387,802.41	\$1,573,691.39	\$916,843.27
Elk	\$0	\$1,967,189.78	\$124,174.14	\$1,261,716.74
Erie	\$8,037,065.90	\$9,703,026.53	\$1,365,481.47	\$781,997.65
Fayette	\$0	\$8,502,390.22	\$824,163.94	\$4,660,758.90
Forest	\$0	\$476,637.39	\$83.11	\$432,705.66
Franklin	\$0	\$10,196,172.84	\$1,029,717.96	\$4,303,297.54
Fulton	\$0	\$955,642.51	\$42,397.38	\$622,133.74
Greene	\$0	\$2,383,055.41	\$83,829.20	\$1,707,437.23
Huntingdon	\$0	\$2,969,134.58	\$0.00	\$2,303,884.58
Indiana	\$0	\$5,529,506.73	\$88,482.46	\$4,818,599.40
Jefferson	\$0	\$2,856,075.43	\$156,409.75	\$2,058,423.75
Juniata	\$0	\$1,628,670.03	\$19,223.61	\$1,465,300.87
Lackawanna	\$6,247,641.20	\$7,542,681.42	\$0.00	\$1,198,497.91
Lancaster	\$16,260,899.00	\$19,631,534.12	\$0.00	\$19,631,534.12
Lawrence	\$0	\$5,624,150.19	\$264,391.36	\$3,328,481.64

TABLE 2: ERAP1 ALLOCATIONS AND EXPENDED FUNDS AS REPORTED BY COUNTIES
OCTOBER 31, 2021

County	Amount of Direct Federal Allocation Received	DHS Allocation	DHS funds Paid or Obligated October 1 - 31	DHS funds Remaining YTD
Lebanon	\$0	\$9,325,768.65	\$0.00	\$6,256,214.21
Lehigh	\$11,004,542.00	\$13,285,614.96	\$0.00	\$11,810,582.32
Luzerne	\$9,458,051.60	\$11,418,560.83	\$428,883.39	\$10,989,677.44
Lycoming	\$0	\$7,451,709.62	\$822,721.58	\$2,449,356.88
McKean	\$0	\$2,671,918.58	\$118,073.20	\$1,740,060.34
Mercer	\$0	\$7,196,849.69	\$975,951.24	\$3,567,381.57
Mifflin	\$0	\$3,034,510.26	\$103,524.07	\$2,262,182.17
Monroe	\$0	\$11,198,775.35	\$1,340,083.03	\$2,161,176.66
Montgomery	\$24,758,714.80	\$29,890,816.95	\$3,405,795.48	\$22,031,517.74
Montour	\$0	\$1,198,992.63	\$52,464.17	\$942,754.75
Northampton	\$9,096,555.30	\$10,982,131.81	\$998,932.04	\$7,389,012.17
Northumberland	\$0	\$5,974,771.68	\$627,537.48	\$2,572,133.46
Perry	\$0	\$3,043,323.48	\$66,058.58	\$2,453,596.43
Philadelphia	\$47,200,241.70	\$56,984,128.38	\$764,026.00	\$1,806,058.98
Pike	\$0	\$3,670,574.87	\$115,480.99	\$1,673,412.45
Potter	\$0	\$1,086,920.04	\$38,928.59	\$873,113.31
Schuylkill	\$0	\$9,297,224.34	\$809,481.43	\$5,576,423.19
Snyder	\$0	\$2,655,278.64	\$135,037.16	\$1,808,122.97
Somerset	\$0	\$4,830,631.48	\$226,487.11	\$3,239,550.07
Sullivan	\$0	\$398,962.66	\$8,469.77	\$334,091.61
Susquehanna	\$0	\$2,652,384.80	\$85,893.67	\$2,109,053.63
Tioga	\$0	\$2,669,682.39	\$138,525.32	\$2,268,543.42
Union	\$0	\$2,954,599.35	\$169,389.25	\$1,923,774.92
Venango	\$0	\$3,332,449.74	\$424,063.76	\$1,493,136.42
Warren	\$0	\$2,577,603.97	\$709,511.70	\$860,843.28
Washington	\$6,163,941.60	\$7,441,632.24	\$100,491.68	\$7,328,848.33
Wayne	\$0	\$3,378,028.56	\$85,335.36	\$2,820,986.33
Westmoreland	\$10,396,118.50	\$12,551,074.63	\$835,222.86	\$6,745,905.71
Wyoming	\$0	\$1,762,249.51	\$10,129.01	\$1,550,574.62
York	\$13,380,549.10	\$16,154,131.86	\$3,426,234.37	\$12,489,685.36
State Total	\$277,881,119.10	\$564,109,583.10	\$ 42,250,268.29	\$283,404,312.40

*** Allegheny County reported an overspend based on their calculation of potentially eligible applications and the funds that would be obligated to those households should they be determined eligible for an ERAP1 payment. Since Allegheny cannot spend more funds than they have been allocated, DHS did not include obligated funds in expended amounts reported here.*

ERAP2

ERAP2

APPLICATIONS: October 1 – October 31, 2021

Number of applications pending at beginning of October:	7,085
Total number of households that applied for assistance:	7,539
Total number of households that received assistance:	407
Total number of households denied assistance:	796
Total number of applications pending at end of October:	13,421

ERAP2

FISCAL: October 1 – October 31, 2021

Total state funds allocated:	\$ 232,250,153.59
Total state funds remaining as of September 30, 2021:	\$ 161,082,680.93
Additional state funds released as of October 31, 2021:	\$ 62,193,417.77
Emergency Rental Assistance paid or obligated during October:	\$ 3,710,710.55
Rental Assistance	\$ 3,305,120.95
Utility Assistance	\$ 99,273.01
Other Expenses Related to Housing	\$ 306,316.59
Housing Stability Services paid or obligated during October:	\$ 17,402.06
County administrative costs paid or obligated during October:	\$ 273,816.63
Personnel	\$ 152,524.88
Operating	\$ 115,229.99
Purchased Services	\$ 6,061.76
Total amount paid or obligated during October:	\$ 4,001,929.24
Total amount of funds remaining (YTD):	\$ 219,274,169.46

TABLE 3: ERAP2 APPLICATIONS AND DISPOSITIONS AS REPORTED BY COUNTIES
OCTOBER 1-31, 2021

County	Applications Received	Applications Approved	Applications Denied	Applications Pending
Adams	0	0	0	0
Allegheny	0	0	0	0
Armstrong	0	0	0	0
Beaver	0	0	0	0
Bedford	0	0	0	0
Berks	0	0	0	0
Blair	0	0	0	0
Bradford	0	0	0	0
Bucks	71	79	3	5
Butler	0	0	0	0
Cambria	0	0	0	0
Cameron	0	0	0	0
Carbon	0	0	0	0
Centre	0	0	0	0
Chester	65	65	0	0
Clarion	0	0	0	0
Clearfield	0	0	0	0
Clinton	0	0	0	0
Columbia	0	0	0	0
Crawford	0	0	0	0
Cumberland	0	0	0	0
Dauphin	0	0	0	0
Delaware	0	0	0	0
Elk	0	0	0	0
Erie	0	0	0	0
Fayette	2	2	0	0
Forest	0	0	0	0
Franklin	0	0	0	0
Fulton	0	0	0	0
Greene	0	0	0	0
Huntingdon	0	0	0	0
Indiana	0	0	0	0
Jefferson	0	0	0	0
Juniata	0	0	0	0
Lackawanna	1	1	0	0

TABLE 3: ERAP2 APPLICATIONS AND DISPOSITIONS AS REPORTED BY COUNTIES
OCTOBER 1-31, 2021

County	Applications Received	Applications Approved	Applications Denied	Applications Pending
Lancaster	0	0	0	0
Lawrence	15	8	2	5
Lebanon	0	0	0	0
Lehigh	0	0	0	0
Luzerne	0	0	0	0
Lycoming	1	1	0	0
McKean	0	0	0	0
Mercer	0	0	0	0
Mifflin	0	0	0	0
Monroe	0	0	0	0
Montgomery	0	0	0	0
Montour	0	0	0	0
Northampton	0	0	0	0
Northumberland	0	0	0	0
Perry	0	0	0	0
Philadelphia	7,349	230	781	13,406
Pike	0	0	0	0
Potter	6	6	0	0
Schuylkill	0	0	0	0
Snyder	0	0	0	0
Somerset	5	5	0	0
Sullivan	0	0	0	0
Susquehanna	0	0	0	0
Tioga	0	0	0	0
Union	0	0	0	0
Venango	0	0	0	0
Warren	0	0	0	0
Washington	0	0	0	0
Wayne	24	10	10	5
Westmoreland	0	0	0	0
Wyoming	0	0	0	0
York	0	0	0	0
State Total	7,539	407	796	13,421

**Shaded counties did not report any DHS allocated funds expended in the current month.*

TABLE 4: ERAP2 ALLOCATIONS AND EXPENDED FUNDS AS REPORTED BY COUNTIES
OCTOBER 31, 2021

County	Amount of Direct Federal Allocation Received	TOTAL ERAP2 Funds	DHS funds Paid or Obligated October 1 - 31	DHS funds Remaining YTD
Adams	\$0	\$2,147,169.60	\$0.00	\$2,147,169.60
Allegheny	\$28,670,589.50	\$11,447,122.69	\$0.00	\$11,447,122.69
Armstrong	\$0	\$1,349,367.76	\$1,033.97	\$1,348,333.79
Beaver	\$0	\$8,788,615.84	\$0.00	\$8,788,615.84
Bedford	\$0	\$998,200.71	\$0.00	\$998,200.71
Berks	\$9,929,747.80	\$11,807,375.17	\$0.00	\$11,807,375.17
Blair	\$0	\$2,539,462.82	\$0.00	\$2,539,462.82
Bradford	\$0	\$1,257,401.90	\$0.00	\$1,257,401.90
Bucks	\$14,812,668.30	\$7,170,897.51	\$351,615.08	\$6,713,544.70
Butler	\$0	\$3,915,699.11	\$0.00	\$3,915,699.11
Cambria	\$0	\$2,713,785.24	\$0.00	\$2,713,785.24
Cameron	\$0	\$92,695.42	\$0.00	\$92,695.42
Carbon	\$0	\$1,337,840.76	\$0.00	\$1,337,840.76
Centre	\$0	\$3,384,831.76	\$0.00	\$3,384,831.76
Chester	\$12,377,621.00	\$5,992,077.14	\$201,381.16	\$5,790,695.98
Clarion	\$0	\$801,220.33	\$0.00	\$801,220.33
Clearfield	\$0	\$1,652,029.69	\$0.00	\$1,652,029.69
Clinton	\$0	\$805,264.16	\$0.00	\$805,264.16
Columbia	\$0	\$1,354,141.15	\$0.00	\$1,354,141.15
Crawford	\$0	\$1,764,047.96	\$0.00	\$1,764,047.96
Cumberland	\$5,973,682.90	\$2,891,894.11	\$0.00	\$2,891,894.11
Dauphin	\$6,561,431.80	\$3,176,426.72	\$0.00	\$3,176,426.72
Delaware	\$13,362,145.80	\$17,022,482.09	\$0.00	\$17,022,482.09
Elk	\$0	\$623,458.56	\$0.00	\$623,458.56
Erie	\$6,359,354.10	\$8,101,392.79	\$0.00	\$8,101,392.79
Fayette	\$0	\$2,694,650.01	\$3,597.13	\$2,691,052.88
Forest	\$0	\$151,059.99	\$0.00	\$151,059.99
Franklin	\$0	\$3,231,458.04	\$0.00	\$3,231,458.04
Fulton	\$0	\$302,870.38	\$0.00	\$302,870.38
Greene	\$0	\$755,258.24	\$0.00	\$755,258.24
Huntingdon	\$0	\$941,003.45	\$0.00	\$941,003.45
Indiana	\$0	\$1,752,458.42	\$0.00	\$1,752,458.42
Jefferson	\$0	\$905,171.77	\$0.00	\$905,171.77
Juniata	\$0	\$516,171.99	\$11,613.00	\$504,558.99
Lackawanna	\$4,943,466.10	\$6,297,645.84	\$2,400.00	\$6,295,245.84

TABLE 4: ERAP2 ALLOCATIONS AND EXPENDED FUNDS AS REPORTED BY COUNTIES
OCTOBER 31, 2021

County	Amount of Direct Federal Allocation Received	TOTAL ERAP2 Funds	DHS funds Paid or Obligated October 1 - 31	DHS funds Remaining YTD
Lancaster	\$12,866,488.30	\$6,228,740.63	\$0.00	\$6,228,740.63
Lawrence	\$0	\$1,782,453.64	\$50,565.15	\$1,731,888.49
Lebanon	\$0	\$2,955,602.12	\$0.00	\$2,955,602.12
Lehigh	\$8,707,379.10	\$3,476,539.47	\$0.00	\$3,476,539.47
Luzerne	\$7,483,713.60	\$3,622,908.58	\$0.00	\$3,622,908.58
Lycoming	\$0	\$2,361,659.35	\$1,700.00	\$2,359,959.35
McKean	\$0	\$846,807.22	\$0.00	\$846,807.22
Mercer	\$0	\$2,280,886.97	\$0.00	\$2,280,886.97
Mifflin	\$0	\$961,722.87	\$21,638.00	\$940,084.87
Monroe	\$0	\$3,549,211.37	\$0.00	\$3,549,211.37
Montgomery	\$19,590,412.30	\$7,821,738.45	\$0.00	\$7,821,738.45
Montour	\$0	\$379,994.97	\$0.00	\$379,994.97
Northampton	\$7,197,678.50	\$3,484,437.32	\$0.00	\$3,484,437.32
Northumberland	\$0	\$1,893,575.59	\$0.00	\$1,893,575.59
Perry	\$0	\$964,516.03	\$0.00	\$964,516.03
Philadelphia	\$37,347,342.20	\$44,409,393.80	\$3,318,854.43	\$32,226,984.54
Pike	\$0	\$1,163,309.88	\$0.00	\$1,163,309.88
Potter	\$0	\$344,475.97	\$13,726.44	\$330,749.53
Schuylkill	\$0	\$2,946,555.61	\$0.00	\$2,946,555.61
Snyder	\$0	\$841,533.56	\$0.00	\$841,533.56
Somerset	\$0	\$1,530,964.92	\$5,983.20	\$1,524,981.72
Sullivan	\$0	\$126,442.64	\$0.00	\$126,442.64
Susquehanna	\$0	\$840,616.41	\$0.00	\$840,616.41
Tioga	\$0	\$846,098.51	\$0.00	\$846,098.51
Union	\$0	\$936,396.82	\$0.00	\$936,396.82
Venango	\$0	\$1,056,148.39	\$0.00	\$1,056,148.39
Warren	\$0	\$816,916.23	\$0.00	\$816,916.23
Washington	\$4,877,238.50	\$2,361,099.07	\$0.00	\$2,361,099.07
Wayne	\$0	\$1,070,593.62	\$17,821.68	\$1,048,009.61
Westmoreland	\$8,225,962.00	\$3,982,235.31	\$0.00	\$3,982,235.31
Wyoming	\$0	\$558,507.15	\$0.00	\$558,507.15
York	\$10,587,402.30	\$5,125,422.00	\$0.00	\$5,125,422.00
State Total	\$219,874,324.10	\$232,250,153.59	\$ 4,001,929.24	\$219,274,169.46

ERAP Program Summary

The following tables provide a look at the application totals and expenditures for both ERAP1 and ERAP2 for the month of October 2021. These totals may be adjusted as information is updated from the counties; however, it is being provided to show the total monthly numbers across both programs.

APPLICATIONS: October 1 – October 31, 2021

Number of applications pending at beginning of October:	74,516
Total number of households that applied for assistance:	26,461
Total number of households that received assistance:	10,829
Total number of households denied assistance:	3,040
Total number of applications pending at end of October:	87,108

FISCAL: October 1 – October 31, 2021

Total state funds allocated:	\$ 796,359,736.69
Total state funds remaining as of September 30, 2021:	\$ 548,930,679.39
Additional state funds released as of October 31, 2021:	\$ 62,193,417.77
Emergency Rental Assistance paid or obligated during October:	\$ 43,498,769.43
Rental Assistance	\$ 38,050,683.91
Utility Assistance	\$ 4,669,085.43
Other Expenses Related to Housing	\$ 779,000.09
Housing Stability Services paid or obligated during October:	\$ 230,338.01
County administrative costs paid or obligated during October:	\$ 2,523,090.09
Personnel	\$ 866,986.95
Operating	\$ 541,421.30
Purchased Services	\$ 1,114,681.84
Total amount paid or obligated during October:	\$ 46,252,197.53
Total amount of funds remaining (YTD):	\$ 502,678,481.86

**These numbers include applications reported by counties that received a direct allocation from the U.S. Treasury but did not expend any DHS allocated funds*

TABLE 5: COMBINED ERAP1 AND ERAP2 APPLICATIONS AND DISPOSITIONS AS REPORTED BY COUNTIES
OCTOBER 31, 2021

County	Applications Received	Applications Approved	Applications Denied	Applications Pending
Adams	149	156	5	25
Allegheny	1,081	2,402	18	3,564
Armstrong	210	99	8	186
Beaver	176	122	1	529
Bedford	49	37	37	34
Berks	63	63	0	0
Blair	308	82	9	1,430
Bradford	66	89	5	116
Bucks	354	451	13	122
Butler	413	379	29	394
Cambria	201	30	79	898
Cameron	22	20	2	13
Carbon	54	64	3	8
Centre	300	191	472	423
Chester	144	75	5	64
Clarion	70	61	20	227
Clearfield	156	156	0	0
Clinton	68	59	18	165
Columbia	144	70	8	201
Crawford	298	282	1	33
Cumberland	49	51	0	257
Dauphin	556	295	1	1,652
Delaware	234	247	14	0
Elk	32	32	11	23
Erie	623	329	32	844
Fayette	386	122	46	1,051
Forest	4	0	1	5
Franklin	319	304	9	33
Fulton	27	15	12	21
Greene	0	36	0	36
Huntingdon	0	0	0	154
Indiana	87	19	36	270
Jefferson	76	50	28	74
Juniata	10	1	6	5
Lackawanna	1	1	0	774
Lancaster	0	0	0	0
Lawrence	118	62	24	307
Lebanon	0	0	0	0

TABLE 5: COMBINED ERAP1 AND ERAP2 APPLICATIONS AND DISPOSITIONS AS REPORTED BY COUNTIES
OCTOBER 31, 2021

County	Applications Received	Applications Approved	Applications Denied	Applications Pending
Lehigh	0	0	0	261
Luzerne	275	140	0	135
Lycoming	343	209	67	744
McKean	78	38	43	13
Mercer	235	221	32	58
Mifflin	79	27	41	44
Monroe	321	218	7	573
Montgomery	1,135	736	9	1,389
Montour	17	12	0	35
Northampton	211	208	3	187
Northumberland	327	112	6	788
Perry	28	20	8	0
Philadelphia	14,698	870	1,562	67,478
Pike	49	32	14	12
Potter	15	13	7	12
Schuylkill	202	177	41	7
Snyder	43	29	0	80
Somerset	146	66	17	132
Sullivan	4	4	0	3
Susquehanna	33	32	6	68
Tioga	42	28	69	95
Union	33	31	0	48
Venango	77	79	36	51
Warren	88	56	19	38
Washington	61	14	4	59
Wayne	58	32	21	13
Westmoreland	379	203	30	229
Wyoming	13	5	0	58
York	623	765	45	560
State Total	26,461	10,829	3,040	87,108

*** Allegheny County reported projected obligated expenditures based on applications currently in process. Allegheny acknowledges the projection overspends their initial ERAP1 allocation. Allegheny expects to cover projection shortfall through reallocated federal and/or state ERAP1 funds or currently available ERAP2 funds.*

TABLE 6: COMBINED ERAP1 and ERAP2 ALLOCATIONS AND EXPENDED FUNDS
AS REPORTED BY COUNTIES — OCTOBER 31, 2021

County	TOTAL ERAP Direct Federal Allocation	DHS Allocation ERAP1 & ERAP2	DHS ERAP1 & 2 funds Paid or Obligated October 1 - 31	DHS TOTAL ERAP funds Remaining YTD
Adams	\$0	\$8,922,102.80	\$520,996.71	\$5,937,938.11
Allegheny**	\$64,904,995.40	\$55,192,365.53	\$5,648,498.05	\$11,447,122.69
Armstrong	\$0	\$5,607,008.36	\$301,934.09	\$3,849,322.97
Beaver	\$0	\$19,570,275.93	\$811,364.87	\$9,347,203.73
Bedford	\$0	\$4,147,809.01	\$116,083.42	\$3,503,930.15
Berks	\$22,479,141.40	\$26,958,065.68	\$1,472,241.13	\$15,060,685.79
Blair	\$0	\$10,552,193.13	\$625,032.57	\$6,960,529.99
Bradford	\$0	\$5,224,863.92	\$264,148.64	\$3,938,547.60
Bucks	\$33,533,184.50	\$29,771,889.90	\$2,450,833.10	\$25,931,695.19
Butler	\$0	\$16,270,847.94	\$724,544.27	\$12,748,857.80
Cambria	\$0	\$11,276,552.60	\$190,483.39	\$10,200,523.36
Cameron	\$0	\$385,175.96	\$17,313.53	\$156,467.08
Carbon	\$0	\$5,559,110.38	\$311,415.50	\$3,507,555.32
Centre	\$0	\$14,064,942.50	\$759,741.39	\$10,051,475.63
Chester	\$28,020,680.70	\$24,877,703.32	\$248,999.82	\$24,628,703.50
Clarion	\$0	\$3,329,299.26	\$239,576.86	\$2,001,953.61
Clearfield	\$0	\$6,864,655.10	\$663,619.82	\$3,120,985.37
Clinton	\$0	\$3,346,102.53	\$562,926.89	\$1,931,772.63
Columbia	\$0	\$5,626,843.15	\$299,013.23	\$3,734,665.26
Crawford	\$0	\$7,330,122.98	\$980,402.30	\$3,170,021.60
Cumberland	\$13,523,330.70	\$12,006,468.11	\$285,956.68	\$11,268,576.46
Dauphin	\$14,853,887.20	\$13,187,781.02	\$2,714,394.18	\$6,614,194.43
Delaware	\$30,249,465.60	\$37,410,284.50	\$1,573,691.39	\$17,939,325.36
Elk	\$0	\$2,590,648.34	\$124,174.14	\$1,885,175.30
Erie	\$14,396,420.00	\$17,804,419.32	\$1,365,481.47	\$8,883,390.44
Fayette	\$0	\$11,197,040.23	\$827,761.07	\$7,351,811.78
Forest	\$0	\$627,697.38	\$83.11	\$583,765.65
Franklin	\$0	\$13,427,630.88	\$1,029,717.96	\$7,534,755.58
Fulton	\$0	\$1,258,512.89	\$42,397.38	\$925,004.12
Greene	\$0	\$3,138,313.65	\$83,829.20	\$2,462,695.47
Huntingdon	\$0	\$3,910,138.03	\$0.00	\$3,244,888.03
Indiana	\$0	\$7,281,965.15	\$88,482.46	\$6,571,057.82
Jefferson	\$0	\$3,761,247.20	\$156,409.75	\$2,963,595.52
Juniata	\$0	\$2,144,842.02	\$30,836.61	\$1,969,859.86
Lackawanna	\$11,191,107.30	\$13,840,327.26	\$2,400.00	\$7,493,743.75
Lancaster	\$29,127,387.30	\$25,860,274.75	\$0.00	\$25,860,274.75
Lawrence	\$0	\$7,406,603.83	\$314,956.51	\$5,060,370.13
Lebanon	\$0	\$12,281,370.77	\$0.00	\$9,211,816.33
Lehigh	\$19,711,921.10	\$16,762,154.43	\$0.00	\$15,287,121.79
Luzerne	\$16,941,765.20	\$15,041,469.41	\$428,883.39	\$14,612,586.02

TABLE 6: COMBINED ERAP1 and ERAP2 ALLOCATIONS AND EXPENDED FUNDS
AS REPORTED BY COUNTIES — OCTOBER 31, 2021

County	TOTAL ERAP Direct Federal Allocation	DHS Allocation ERAP1 & ERAP2	DHS ERAP1 & 2 funds Paid or Obligated October 1 - 31	DHS TOTAL ERAP funds Remaining YTD
Lycoming	\$0	\$9,813,368.97	\$824,421.58	\$4,809,316.23
McKean	\$0	\$3,518,725.80	\$118,073.20	\$2,586,867.56
Mercer	\$0	\$9,477,736.66	\$975,951.24	\$5,848,268.54
Mifflin	\$0	\$3,996,233.13	\$125,162.07	\$3,202,267.04
Monroe	\$0	\$14,747,986.72	\$1,340,083.03	\$5,710,388.03
Montgomery	\$44,349,127.10	\$37,712,555.40	\$3,405,795.48	\$29,853,256.19
Montour	\$0	\$1,578,987.60	\$52,464.17	\$1,322,749.72
Northampton	\$16,294,233.80	\$14,466,569.13	\$998,932.04	\$10,873,449.49
Northumberland	\$0	\$7,868,347.27	\$627,537.48	\$4,465,709.05
Perry	\$0	\$4,007,839.51	\$66,058.58	\$3,418,112.46
Philadelphia	\$84,547,583.90	\$101,393,522.18	\$4,082,880.43	\$34,033,043.52
Pike	\$0	\$4,833,884.75	\$115,480.99	\$2,836,722.33
Potter	\$0	\$1,431,396.01	\$52,655.03	\$1,203,862.84
Schuylkill	\$0	\$12,243,779.95	\$809,481.43	\$8,522,978.80
Snyder	\$0	\$3,496,812.20	\$135,037.16	\$2,649,656.53
Somerset	\$0	\$6,361,596.40	\$232,470.31	\$4,764,531.79
Sullivan	\$0	\$525,405.30	\$8,469.77	\$460,534.25
Susquehanna	\$0	\$3,493,001.21	\$85,893.67	\$2,949,670.04
Tioga	\$0	\$3,515,780.90	\$138,525.32	\$3,114,641.93
Union	\$0	\$3,890,996.17	\$169,389.25	\$2,860,171.74
Venango	\$0	\$4,388,598.13	\$424,063.76	\$2,549,284.81
Warren	\$0	\$3,394,520.20	\$709,511.70	\$1,677,759.51
Washington	\$11,041,180.10	\$9,802,731.31	\$100,491.68	\$9,689,947.40
Wayne	\$0	\$4,448,622.18	\$103,157.04	\$3,868,995.94
Westmoreland	\$18,622,080.50	\$16,533,309.94	\$835,222.86	\$10,728,141.02
Wyoming	\$0	\$2,320,756.66	\$10,129.01	\$2,109,081.77
York	\$23,967,951.40	\$21,279,553.86	\$3,426,234.37	\$17,615,107.36
State Total	\$497,755,443.20	\$796,359,736.69	\$46,252,197.53	\$502,678,481.86

*** Allegheny County reported an overspend based on their calculation of potentially eligible applications and the funds that would be obligated to those households should they be determined eligible for an ERAP1 payment. Since Allegheny cannot spend more funds than they have been allocated, DHS did not include obligated funds in expended amounts reported here.*