

PRISON RAPE ELIMINATION ACT ANNUAL REPORT Pennsylvania Department of Corrections 2023

Introduction

The Pennsylvania Department of Corrections (PA DOC) achieved compliance in each of its twelve audits in calendar year 2023 through an audit by Department of Justice (DOJ) certified auditors. Calendar year 2023 overlaps the first year and second year of the fourth PREA audit cycle. One of the calendar year 2023 audits was attributed to the first year of the fourth audit cycle and enabled the Commonwealth to certify state compliance for the first year of the fourth audit cycle. The remaining eleven audits were credited to the second year of the fourth audit cycle. Nine audits were completed at State Correctional Institutions (SCIs) and three were completed at Community Corrections Centers (CCCs). Additionally, an agency audit was completed. By the conclusion of calendar year 2023, each of the PA DOC's facilities have been audited as compliant with the PREA standards three times, with twenty-two of those facilities audited as compliant for a fourth time. As the audit results reflect, the PA DOC continues its commitment to meeting the goals of the United States Department of Justice Prison Rape Elimination Act (PREA) of 2003 (28 C.F.R. Part 115).

Prevention

In 2022, the PA DOC updated and released its PREA Specialized Investigator's training course. The course was converted into a twelve-module web-based course to accommodate the needs of facilities to train additional investigators and to ensure more consistent delivery of required material. Revisions expanded focus on identifying the acts prohibited by the standards, the concept of credibility assessments, and effective review of available evidence sources. In addition to the web-based PREA Specialized Investigator's course, in 2023 the Department began holding in-person Conducting Administrative Investigation classes which cover specific requirements and standards to be met when conducting investigations. These classes also cover report writing, interview methods, and the Bureau of Investigations & Intelligence (BII) review process.

During calendar year 2021, the PA DOC was awarded a Bureau of Justice Assistance grant to revamp its PREA Risk Assessment Tool (PRAT) and its PREA Tracking System (PTS) to enhance compliance with standards §115.41, §115.42, §115.81, §115.86, §115.87, §115.88, and §115.89. Significant progress towards these goals occurred in calendar year 2022 and progress continued throughout 2023. Enhancements to the search functionality of the PTS were completed and tested in late 2022; with deployment in January 2023. This forward step greatly increased the ability of investigators to research prior incidents involving the alleged abusers and alleged victims, particularly with respect to those allegations occurring outside of their respective facilities by resolving search time-outs experienced on agency wide searches. Additional enhancements continued to be under development throughout 2023 to further enhance future data collection and reporting.

Regarding the PREA Risk Assessment Tool (PRAT), the research component was completed during calendar year 2022 in an effort to arrive at a validated risk screening tool. This first phase of the project involved replicating previous validation analysis of the 2014 version of the assessment that was completed in 2018. The analysis of the current 2018 version of the assessment provided insights into those questions that demonstrated relevancy towards predicting sexual victimization and sexual abusiveness. Further analysis of thirty-four consistently collected administrative data sets and a machine learning analysis of

(28 C.F.R § 115.88)

over one hundred potential variables was conducted on both admission cohorts and identified victims and abusers through substantiated investigations; however, no validated model could be produced. The research did result in a statistically significant increase in the predictivity of the revised tool and identified additional unweighted data with predictivity potential that will be collected for future analysis. Piloting of this revised assessment occurred in early 2023. Intensive testing and refinements occurred throughout 2023 and the revised PRAT is anticipated to be deployed in the latter half of 2024.

Contract monitoring procedures, relative to PREA standard §115.12/212, were further revised in 2022 to develop an internal operations inspection in the agency's electronic file application and incorporated an enhanced array of inspected items that are tied to a facility's contract compliance rating. These enhanced procedures now include a designated PREA Compliance Division (PCD) staff member to participate as a team member in the on-site operations inspection process to provide a greater level of consistency and provide further technical assistance to contracted facilities. Ultimately, these inspections commenced in February 2023. The on-site operations inspections process and contact monitoring process ensures that contracted sites are monitored by the agency's PCD twice per calendar year.

Finally, policy revisions to the Department's PREA policy, DC-ADM 008, were drafted in 2022, to account for changes to contract monitoring procedures, enhance inmate educational resources, clarify actions safeguarded under a staff member's official duties that are frequently misreported (i.e. staff removal of unauthorized in-cell privacy barriers), and further formalize investigative responsibilities. Furthermore, significant revisions to the inmate handbook were drafted in 2022 for the purposes of providing educational information and the revisions were released in 2023.

Training

The PA DOC completed its PREA essentials refresher training with all staff and engaged in other training initiatives in calendar year 2023 as follows:

- The PA DOC revamped its PREA key refresher information course in 2023 for deployment in 2024. The revisions to this course incorporated several of the areas of auditor feedback from audit interviews where staff articulation of knowledge could be enhanced, including refresher information on facility compliance teams, searches, reporting mechanisms, and follow-up procedures after an allegation is made.
- The PA DOC revised its specialized investigator's course required by standard §115.34/§115.234 in 2022 and deployed it to its web-based training platform due to an ongoing need by facilities to train investigators. The course was divided into a twelve-module course with comprehension questions to verify understanding and retention of the course materials. In addition to the web-based PREA Specialized Investigator's course, in 2023 the Department began holding in-person Conducting Administrative Investigation classes which cover specific requirements and standards to be met when conducting investigations. These classes also cover report writing, interview methods, and the Bureau of Investigations & Intelligence (BII) review process.

External Collaboration

In 2023, the PA DOC continued its partnerships with key external agencies to assist with Administrative PREA Accommodation Committee activity.

- The PA DOC continued its partnership with the Pennsylvania Coalition Against Rape (PCAR) and its local sites to provide victims advocacy services to all Department sites.

(28 C.F.R § 115.88)

- The PA DOC continued its partnership with Trans Advocacy Pennsylvania and the Pennsylvania Department of Health to provide consultation on transgender related topics.
- The PA DOC's PREA Coordinator continues to participate in National PREA Coordinator's Working Group (NPCWG) meetings, collaborating with fellow state PREA Coordinators on developing and maintaining compliant practices.

Incident Based Analysis

As part of its ongoing commitment to enhance sexual safety within its facilities, and in compliance with PREA standards §115.87 and §115.88, the Department submits the following statistical report of PREA activity within its facilities for purposes of assessing and improving the effectiveness of its sexual abuse prevention, detection, and response policies, and practices in accordance with §115.88(a).

The statistical data referenced in this report for PA DOC operated facilities and Contract Community Confinement Facilities (CCFs) was compiled from electronic records maintained in the PA DOC's Bureau of Investigations & Intelligence (BII) case management system and the PTS, as the PA DOC investigates all allegations within CCFs involving PA DOC reentrants. Statistical data pertaining to Contract County Jails (CCJs) was captured through self-reported data each facility is required to generate pursuant to their own compliance with §115.87, §115.88 and §115.89. The BII tracks reported allegations and investigations conducted within the Department's facilities¹, including twenty-three SCIs, the Quehanna Boot Camp, nine CCCs, and twenty Parole lockups. This report also includes data from the PA DOC's Training Academy, which is a work location for a cadre of inmates from SCI Camp Hill, who are transported to and from the work site each day for various work assignments under the supervision of DOC staff. The PREA incident-based data is recorded in accordance with the federal standards, and BII reviews every PREA investigation conducted at PA DOC facilities² for quality assurance purposes.

The PTS was first deployed in April of 2016 and was designed to be a centralized electronic repository for all allegations reported under PREA, regardless of whether the allegation met the PREA standard's definition of sexual abuse or sexual harassment. The PTS was originally designed to capture all information necessary to generate the US Department of Justice, Bureau of Justice Statistics (BJS) Survey of Sexual Victimization (SSV). While originally intended to serve as a repository for the SSV, the PA DOC recognized the potential for improvement of the PTS to collect, extrapolate, and analyze data for prevention, strategic deployment of resources, and audit preparation; embarking on enhancements towards those ends in calendar year 2022. The enhancements project continued throughout 2023 with anticipated completion in calendar year 2024. Calendar year 2023 marks the eighth full year of data available for analysis within the system.

The incident-based data gathered by BII and the PTS serves as the foundation for completion of the SSV. Pennsylvania submits this report annually, summarizing the total number of allegations reported in PA DOC facilities in the previous calendar year. These numbers are classified by type:

- Inmate-on-Inmate Nonconsensual Sexual Acts

¹ Commonwealth operated CCCs house both PA DOC inmates and paroled reentrants released from custody and reentering the community. This report includes all allegations reported at these facilities.

² PA DOC facilities includes the 23 SCIs, Quehanna Boot Camp, 9 Commonwealth operated CCCs, and 20 Parole Lockups in operation at any time during 2023.

(28 C.F.R § 115.88)

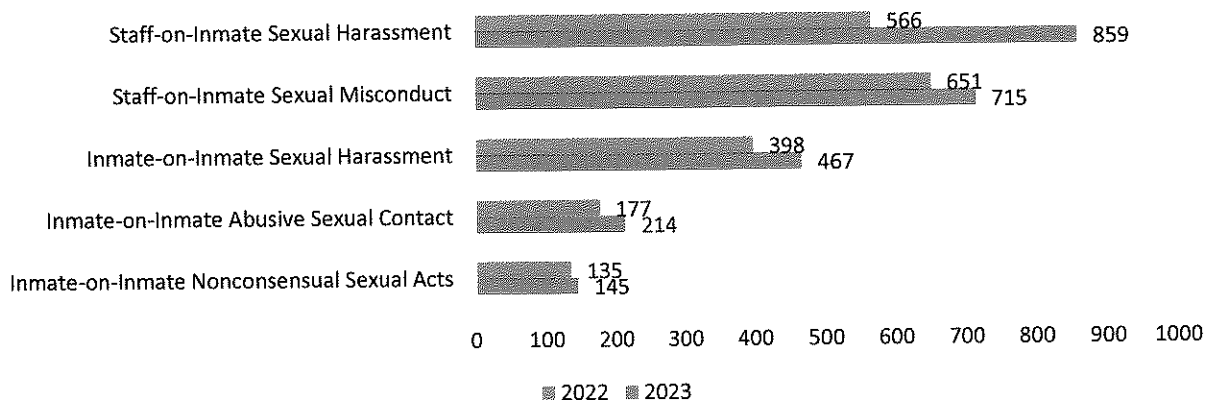
- Inmate-on-Inmate Abusive Sexual Contact
- Inmate-on-Inmate Sexual Harassment
- Staff-on-Inmate Sexual Misconduct
- Staff-on-Inmate Sexual Harassment

For each substantiated³ allegation, of any type, a Survey of Sexual Victimization Incident Form (SSV-IA) is completed, specifying details of the incident and the individuals involved.

This report summarizes the specific types of allegations⁴ reported at PA DOC facilities in calendar year 2023, as well as allegations reported at CCFs and CCJs with incident data comparative to those reported in 2022. Because a single reported incident may contain multiple allegation types, such as an allegation of sexual abuse and sexual harassment, the aggregate data reported within this report will vary from the total number of incidents investigated. For illustrative purposes, although there are a total of 2400 unique allegation types reported and investigated by PA DOC staff in PA DOC facilities, those allegations were contained within 2151 total investigated incidents. More specifically, multiple incidents contained both a sexual abuse and sexual harassment allegation or multiple types of sexually abusive conduct, meaning that some single incidents contained two or more allegations types, such as an investigated allegation of a sexual relationship involving both allegations of sexual abuse for the coercive sexual acts and sexual harassment for the communications preceding the coercive sexual act.

As the numbers reflect for PA DOC facilities, there is a net increase of 473 (24.5 percent) of inmate-on-inmate and staff-on-inmate allegation types. At CCFs, there was a net decrease of 18 (31.5 percent) of inmate-on-inmate and staff-on-inmate allegation types. At CCJs, total allegations increased by seven (11 percent).

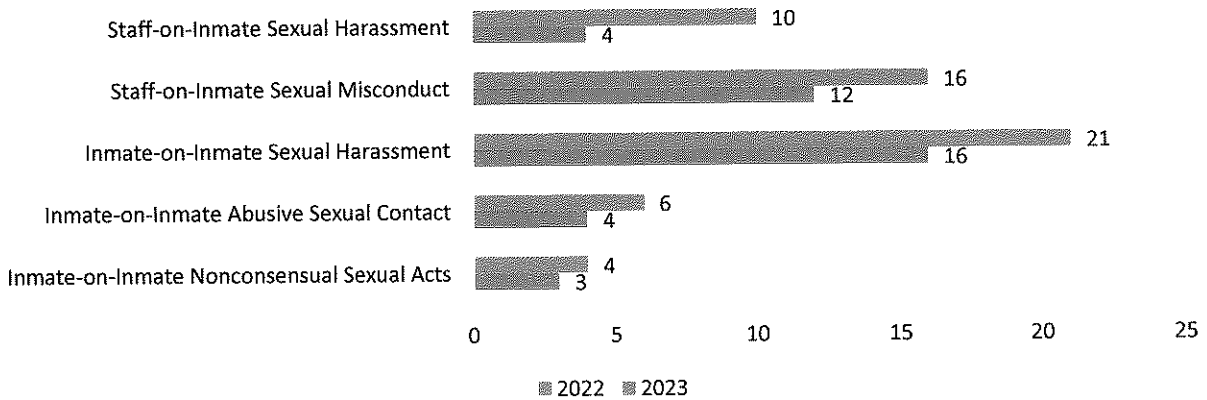
Total Allegations of Sexual Abuse and Sexual Harassment at PA DOC Facilities 2022 - 2023



³ Substantiated investigative outcomes were determined to have occurred based on a preponderance of the evidence.

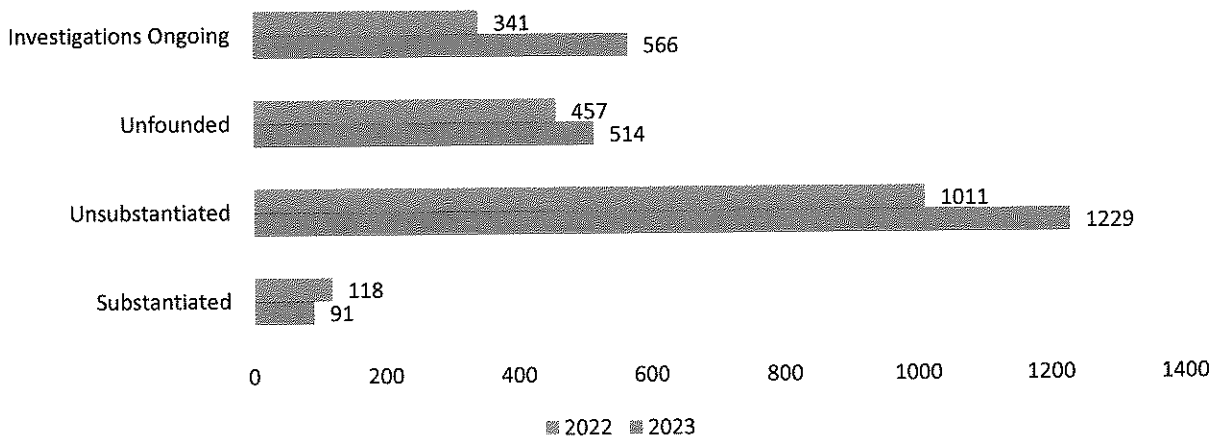
⁴ Allegations refers to each specific type(s) of incident(s) alleged to have occurred within a report. A single report may contain multiple "allegation types", such as a single report containing both an allegation of sexual abuse and sexual harassment. For purposes of this report, this type of single report is recorded as both an "allegation type" of sexual abuse and sexual harassment consistent with SSV reporting requirements.

Total Allegations of Sexual Abuse and Sexual Harassment at CCFs 2022 - 2023



Collectively, at the time of this report’s writing, approximately 3.8 percent of the total allegations made in PA DOC facilities in 2023 were substantiated, 51.2 percent were unsubstantiated, and 21.4 percent of the total allegations made in PA DOC facilities were unfounded. Comparatively, at the time of the 2022 report, approximately 6.1 percent of the total allegations made in PA DOC facilities were substantiated, 52.5 percent were unsubstantiated, while 23.7 percent of all allegations made in PA DOC facilities were unfounded. At the time of this report, 23.6 percent of allegation types remain open, where there is the potential for a greater percentage of allegations to fall into the respective disposition categories.

Dispositions of Allegations at PA DOC Facilities 2022 - 2023



Although there was an increase in allegations across all categories, the net increase in allegations at Department facilities in 2023 was mainly attributed to an increase in staff-on-inmate harassment allegations.

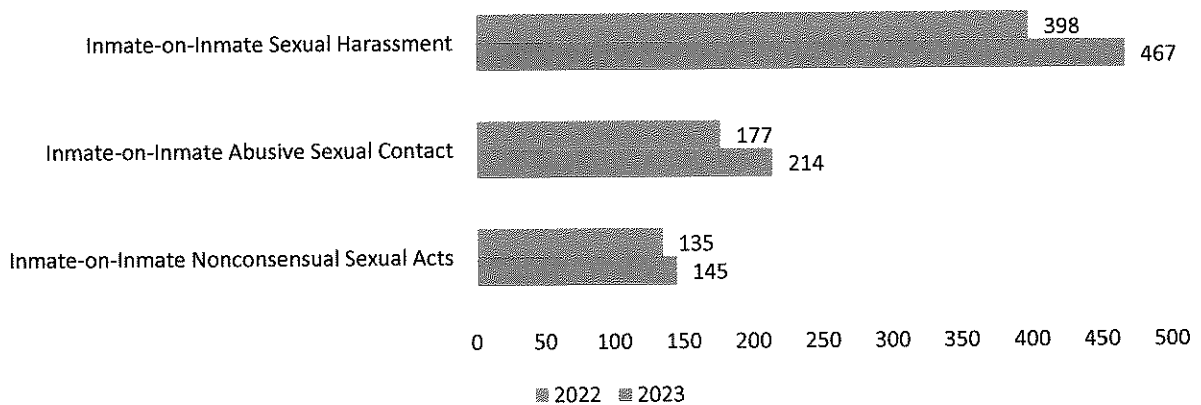
Part 1: Inmate Perpetrators

In 2023, a combined total of 826 inmate-on-inmate sexual abuse and sexual harassment allegations were reported within PA DOC facilities, representing a net increase of 116 allegations (16.3 percent) from 2022.

(28 C.F.R § 115.88)

Of these inmate-on-inmate complaints, 66 allegations (8 percent)⁵ were substantiated, while 117 (14.2 percent) were unfounded at the time of this report. In 2023, a total of 145 (17.6 percent) inmate perpetrator allegations involved nonconsensual sexual acts, 214 (25.9 percent) involved allegations of abusive sexual contact and 467 (56.5 percent) involved inmate-on-inmate sexual harassment.

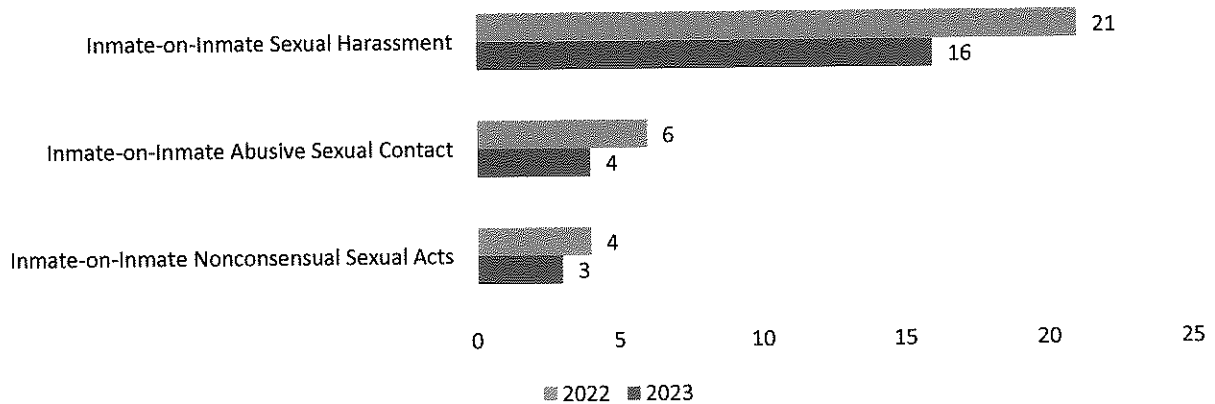
Inmate-on-Inmate Allegations of Sexual Abuse and Sexual Harassment at PA DOC Facilities 2022 - 2023



In 2023, a combined total of 23 allegations of inmate-on-inmate sexual abuse and sexual harassment were reported within CCFs, representing a net decrease of 8 allegations (25.8 percent). Of these inmate-on-inmate allegations, four (17.4 percent) were substantiated while two (8.7 percent) were unfounded. Of these inmate perpetrator complaints, three (13 percent) allegations involved nonconsensual sexual acts, four (17.4 percent) involved allegations of abusive sexual contact and 16 (69.6 percent) involved inmate-on-inmate sexual harassment.

⁵ Percentages provided in this report are approximate and may not total one hundred due to rounding up of numbers

Inmate-on-Inmate Allegations of Sexual Abuse and Sexual Harassment at CCF Facilities 2022 - 2023



Nonconsensual Sexual Acts⁶

Table 1 demonstrates that inmate-on-inmate nonconsensual sexual act allegations increased by 10 (7.4 percent) between 2022 and 2023 at PA DOC facilities. Three allegations (2 percent) of inmate-on-inmate nonconsensual sexual acts were substantiated during 2023, while 56 (38.6 percent) of these allegations were unsubstantiated and 25 (17.2 percent) were unfounded. At the time of this report, 61 allegations of this category remained under investigation and the outcomes were not yet determined.

Table 1: Inmate-on-Inmate Nonconsensual Sexual Acts, PA DOC Facilities, 2022-2023

Inmate-on-Inmate Nonconsensual Sexual Acts	2022	2023
Total Allegations	135	145
Substantiated	7	3
Unsubstantiated	64	56
Unfounded	33	25
Investigations Ongoing	31	61

⁶ Sexual contact of any person without his or her consent, or of a person who is unable to consent or refuse; AND contact between the penis and the vulva, or the penis and the anus including penetration, however slight; OR contact between the mouth and the penis, vulva, or anus; OR penetration of the anal or genital opening of another person, however slight, by a hand, finger, object, or other instrument.

Inmate-on-Inmate Nonconsensual Sexual Acts at PA DOC Facilities 2022 - 2023

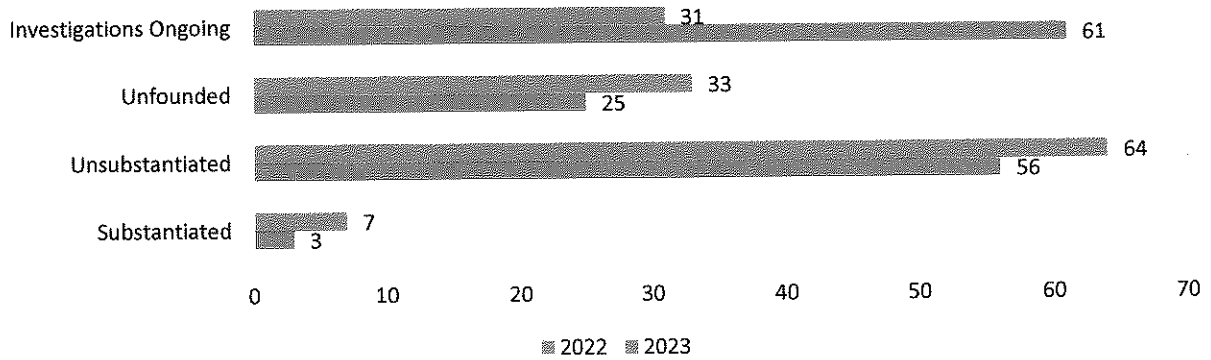
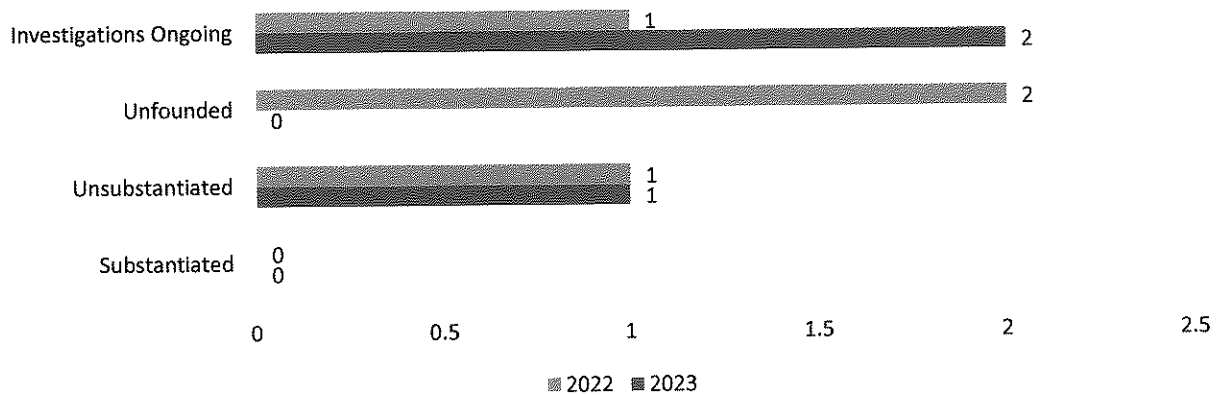


Table 2 reveals that 3 allegations of inmate-on-inmate nonconsensual sexual acts were made within CCFs in 2023. No allegations were substantiated, one allegation was unsubstantiated (25 percent), and no allegations were unfounded. At the time of this report, two allegations of this category remain under investigation and the outcome is not yet determined.

Table 2: Inmate-on-Inmate Nonconsensual Sexual Acts, CCFs, 2022-2023

Inmate-on-Inmate Nonconsensual Sexual Acts	2022	2023
Total Allegations	4	3
Substantiated	0	0
Unsubstantiated	1	1
Unfounded	2	0
Investigation Ongoing	1	2

Inmate-on-Inmate Nonconsensual Sexual Acts at CCFs 2022 - 2023



(28 C.F.R § 115.88)

Abusive Sexual Contact⁷

Table 3 shows that allegations of inmate-on-inmate abusive sexual contact increased by 37 allegations (20.9 percent) between 2022 and 2023. A total of 214 allegations of inmate-on-inmate abusive sexual contact were made in PA DOC facilities in 2023. Of those allegations, 17 (7.9 percent) were substantiated, 92 (43 percent) were unsubstantiated and 43 (20 percent) were determined to be unfounded. At the time of this report, 62 investigations of this category type remain open and the outcomes are not yet determined.

Table 3: Inmate-on-Inmate Abusive Sexual Contact, PA DOC Facilities, 2022-2023

Inmate-on-Inmate Abusive Sexual Contact	2022	2023
Total Allegations	177	214
Substantiated	18	17
Unsubstantiated	94	92
Unfounded	34	43
Investigation Ongoing	31	62

Inmate-on-Inmate Abusive Sexual Contact at PA DOC Facilities 2022 - 2023

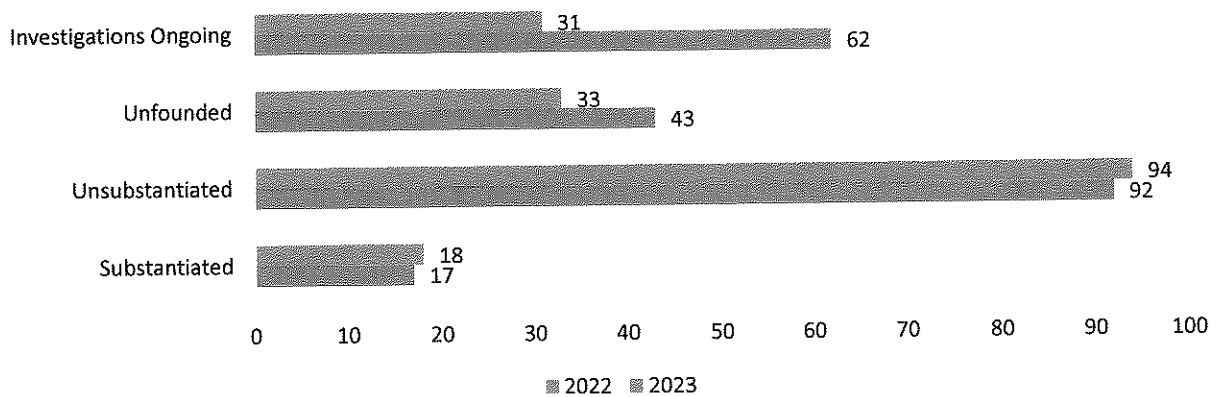


Table 4 demonstrates that the number of allegations of inmate-on-inmate abusive sexual contact at CCFs decreased by two (33.3 percent) between 2022 and 2023. A total of four allegations of inmate-on-inmate abusive sexual contact were made within CCFs in 2023. One (25 percent) of these allegations was substantiated, three (75 percent) were unsubstantiated and none (0 percent) were unfounded. At the time of this report, none of these allegations of this type remained under investigation.

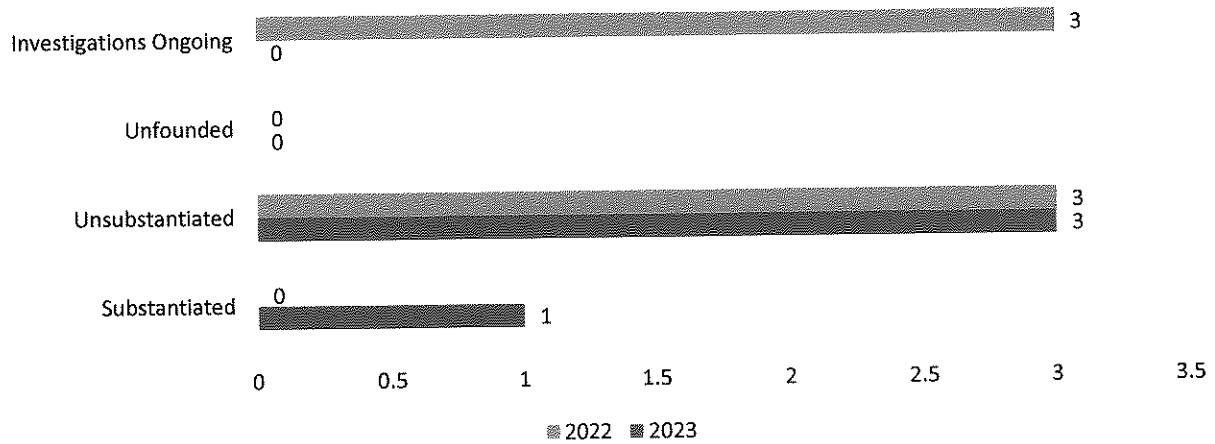
⁷ Sexual contact of any person without his or her consent, or of a person who is unable to consent or refuse; AND intentional touching, either directly or through the clothing, of the genitalia, anus, groin, breast, inner thigh, or buttocks of any person. Excluded are incidents in which the contact was incidental to a physical altercation.

(28 C.F.R § 115.88)

Table 4: Inmate-on-Inmate Abusive Sexual Contact, CCFs, 2022-2023

Inmate-on-Inmate Abusive Sexual Contact	2022	2023
Total Allegations	6	4
Substantiated	0	1
Unsubstantiated	3	3
Unfounded	0	0
Investigation Ongoing	3	0

Inmate-on-Inmate Abusive Sexual Contact at CCFs 2022 - 2023



Sexual Harassment⁸

Table 5 illustrates that inmate-on-inmate sexual harassment allegations within PA DOC facilities increased by 69 incidents (17 percent) from 2022 to 2023. Of the 467 allegations of inmate-on-inmate sexual harassment within PA DOC facilities, 46 (9.8 percent) were substantiated, 269 (57.6 percent) were unsubstantiated and 49 (10.5 percent) were unfounded. At the time of this report, 103 allegations of this type remained under investigation and the outcomes are unknown.

Table 5: Inmate-on-Inmate Sexual Harassment, PA DOC Facilities, 2022-2023

Inmate-on-Inmate Sexual Harassment	2022	2023
Total Allegations	398	467
Substantiated	67	46
Unsubstantiated	232	269
Unfounded	41	49
Investigation Ongoing	58	103

⁸ Repeated and unwanted sexual advances, requests for sexual favors, or verbal comments, gestures, or actions of a derogatory or offensive sexual nature by one inmate directed toward another.

Inmate-on-Inmate Sexual Harassment at PA DOC Facilities 2022 - 2023

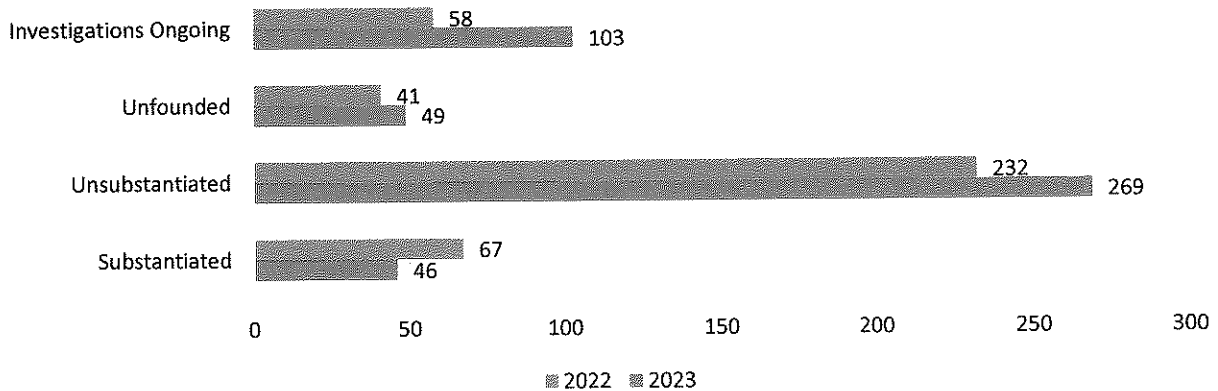
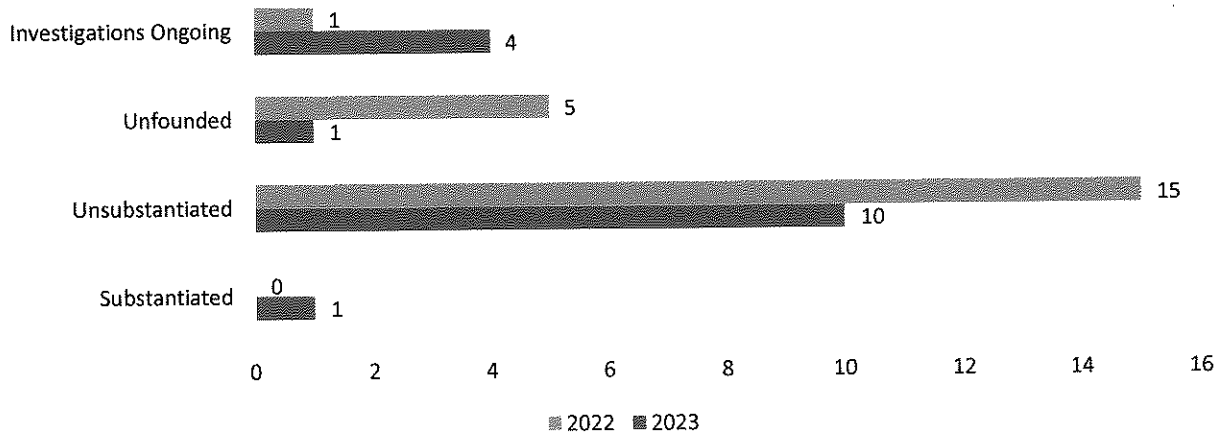


Table 6 indicates that allegations of inmate-on-inmate sexual harassment reports at CCFs decreased by five allegations (23.8 percent) between 2022 and 2023. Of the 16 allegations of inmate-on-inmate sexual harassment reported in CCFs, one (6.2 percent) was substantiated and ten (62.5 percent) were unsubstantiated. One allegation (6.2 percent) of this category was unfounded and four investigations of this type remain under investigation and the outcomes are unknown.

Table 6: Inmate-on-Inmate Sexual Harassment, CCFs, 2022-2023

Inmate-on-Inmate Sexual Harassment	2022	2023
Total Allegations	21	16
Substantiated	0	1
Unsubstantiated	15	10
Unfounded	5	1
Investigation Ongoing	1	4

Inmate-on-Inmate Sexual Harassment at CCFs 2022 - 2023



Part 2: Staff Perpetrators

Approximately 65.6 percent, of combined sexual abuse and sexual harassment allegations made at PA DOC facilities primarily involved staff. A total of 1574 allegations against staff were reported in 2023, representing an increase of 357 (29.3 percent) from 2022 totals. At the time of this report, the total substantiated allegations against staff decreased by one between 2022 and 2023, with a total of 25 (1.6 percent) of allegations being substantiated in 2023.

While sexual abuse and sexual harassment allegations against staff overshadow the aggregate allegation totals within this report, for perspective, it is noted that this imbalance of most allegations skewing against staff has been historically consistent within the PA DOC, and has been observed in comparably larger sized state incarceration systems. While specific empirical data is unavailable, reports against staff frequently follow disciplinary action against the alleged victim by the alleged staff, contain concurrent claims of a denial of a privilege by staff, focus on an unresolved issue with the alleged victim's property or cell contents, or contain a plea for transfer to another facility; suggesting that PREA reporting mechanisms are utilized to draw attention to matters that should be pursued or have received an unfavorable response through the administrative remedies or other business processes.

Consistent with prior years, there is select subset of the population that is overrepresented in allegation data. Specifically, the top 25 alleged victims out of a roughly 37,000 inmate population accounted for 16.5 percent of all allegations in the PA DOC in 2023.

Because the standards consider purported comments or non-verbal gestures, such as a sexual request, sexual threat, derogatory reference, or simply purportedly lip syncing sexual words, without a finding of intent, as constituting sexual abuse and sexual harassment; it creates an opportune mechanism to file a untruthful complaint with a low likelihood of accountability for making a false report, absent a means of continuous, detailed, audio and video surveillance beyond which is currently available within PA DOC facilities.

Consistent with prior annual reports, the data indicates that PA DOC facilities with specialized Custody Level 5 (CL5) management units and specialized CL5 mental health units generally continued to experience a higher number of allegations against staff than lower custody level facilities with fewer inmates in

(28 C.F.R § 115.88)

restrictive housing. Enhancements to the PTS have been added during May of 2023 to begin collecting custody level and other demographic information beyond the scope of the SSV for alleged victims and alleged inmate abusers in anticipation of more accurately reporting this information for calendar year 2024.

Consistent with previous years, allegations of sexual abuse and sexual harassment occurring in male facilities were predominately made against staff, while allegations occurring in female facilities were predominately made against other inmates. Of the 1574 allegation types made against staff in PA DOC facilities, 1520 of those allegations (96.6 percent) originated in male facilities, while only 54 (3.4 percent) originated in female facilities. Conversely, of the 826 allegations of sexual abuse and sexual harassment made against another inmate, 128 (15.5 percent) originated at female facilities, while 698 (84.5 percent) originated at male facilities. Because female inmates currently represent approximately 6.3 percent of the PA DOC's overall population, the dynamics of allegations of sexual abuse and sexual harassment remain apparent between male and female facilities, with female facilities demonstrating a disproportionately lower level of allegations against staff and a disproportionately higher level of allegations between inmates compared to male facilities.

In CCFs, a total of 16 allegations of staff-on-inmate sexual abuse and sexual harassment were reported in 2023. This represents a decrease of ten allegations (38.5 percent) from the previous year.

Staff Sexual Misconduct⁹

Table 7 illustrates that allegations of staff-on-inmate sexual misconduct increased by 64 allegations (10.5 percent) from 2022 to 2023. Of the 715 allegations of staff-on-inmate sexual misconduct, 16 (2.2 percent) allegations were substantiated, 289 (40.4 percent) were unsubstantiated and 224 (31.2 percent) were unfounded. At the time of this report, 186 allegations of this category type remain under investigation and outcomes are not yet determined.

Table 7: Staff-on-Inmate Sexual Misconduct, PA DOC facilities, 2022-2023

Staff-on-Inmate Sexual Misconduct	2022	2023
Total Allegations	651	715
Substantiated	15	16
Unsubstantiated	288	289
Unfounded	232	224
Investigation Ongoing	116	186

⁹ Any behavior or act of sexual nature directed toward an inmate by an employee, volunteer, contractor, official visitor, or other agency representative (excludes family, friends, or other visitors). Sexual relationships of a romantic nature between staff and inmates are included in this definition. Consensual or nonconsensual sexual acts include: intentional touching, either directly or through the clothing, of the genitalia, anus, groin, breast, inner thigh, or buttocks that is unrelated to official duties or with the intent to abuse, arouse, or gratify sexual desire; OR completed, attempted, threatened, or requested sexual acts; OR occurrences of indecent exposure, invasion of privacy, or staff voyeurism for reasons unrelated to official duties or for sexual gratification.

Staff-on-Inmate Sexual Misconduct at PA DOC Facilities 2022 - 2023

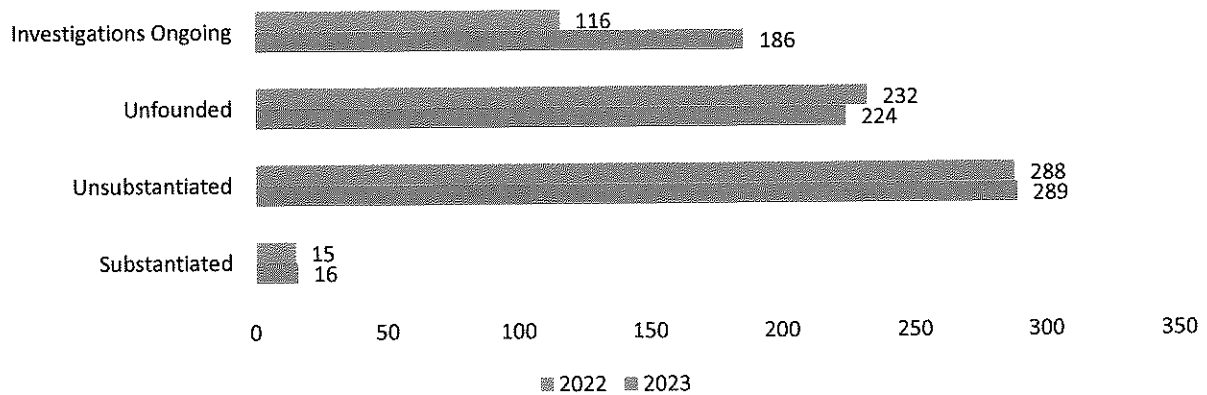
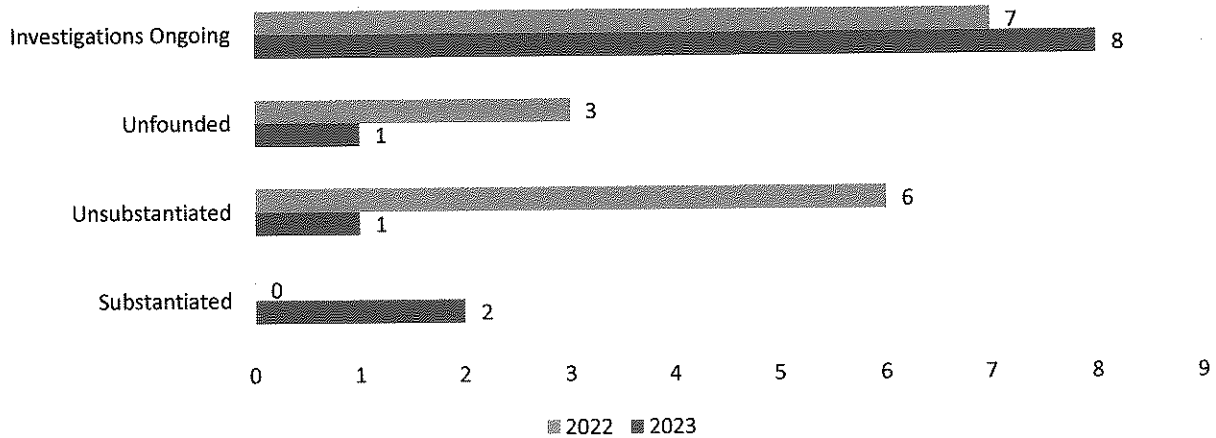


Table 8 reveals that allegations of staff-on-inmate sexual misconduct in CCFs decreased between 2022 and 2023. A total of 12 allegations of staff-on-inmate sexual misconduct were made within CCFs in 2023, two (16.7 percent) were substantiated, one (8.3 percent) was determined to be unsubstantiated and one (8.3 percent) was unfounded. At the time of this report eight investigations remain open and the outcomes are unknown.

Table 8: Staff-on-Inmate Sexual Misconduct, CCFs, 2022-2023

Staff-on-Inmate Sexual Misconduct	2022	2023
Total Allegations	16	12
Substantiated	0	2
Unsubstantiated	6	1
Unfounded	3	1
Investigation Ongoing	7	8

Staff-on-Inmate Sexual Misconduct at CCFs 2022 - 2023



Staff Sexual Harassment¹⁰

As Table 9 illustrates, staff-on-inmate sexual harassment allegations within PA DOC facilities increased between 2022 and 2023. In 2023, a total of 859 allegations of staff-on-inmate sexual harassment were made within PA DOC facilities. Of those allegations nine (1 percent) were substantiated, 523 (60.9 percent) were unsubstantiated and 173 (20.1 percent) were unfounded. At the time of this report, 154 investigations remain open and the outcome is unknown.

Table 9: Staff-on-Inmate Sexual Harassment, PA DOC facilities, 2022-2023

Staff-on-Inmate Sexual Harassment	2022	2023
Total Allegations	566	859
Substantiated	11	9
Unsubstantiated	333	523
Unfounded	117	173
Investigation Ongoing	105	154

¹⁰ Repeated verbal statements, comments or gestures of a sexual nature to an inmate by an employee, volunteer, contractor, official visitor, or other agency representative (excluding family, friends, or other visitors). Includes demeaning references to gender; or sexually suggestive or derogatory comments about body or clothing; OR repeated profane or obscene language or gestures.

Staff-on-Inmate Sexual Harassment at PA DOC Facilities 2022 - 2023

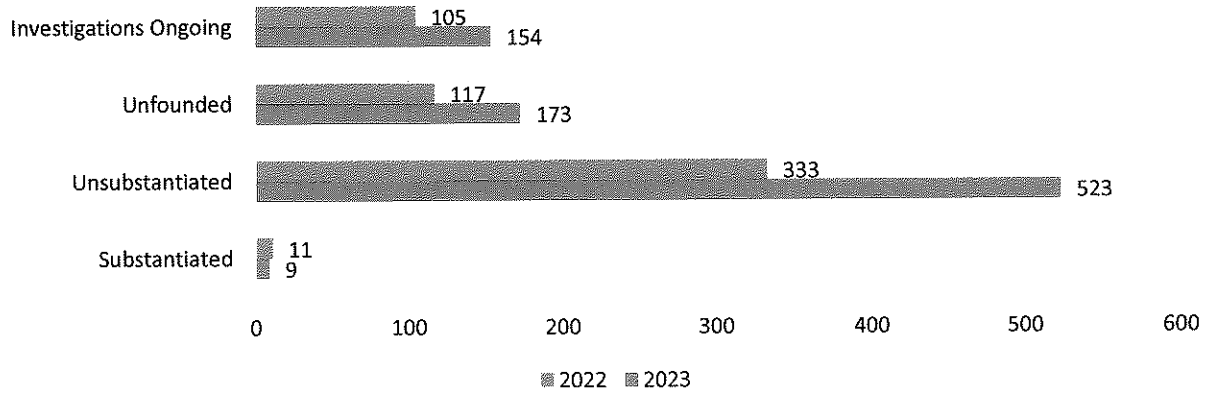
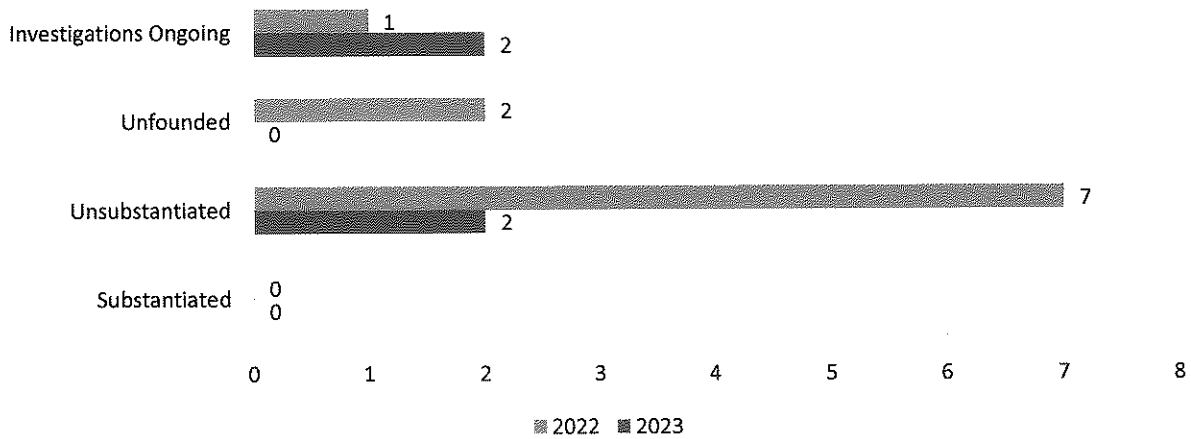


Table 10 reveals that allegations of staff-on-inmate sexual harassment decreased by six (60 percent) between 2022 and 2023 at CCFs. Of the four allegations of staff-on-inmate sexual harassment reported in CCFs in 2023, none (0 percent) of the allegations were substantiated, two (20 percent) of the allegations were unsubstantiated, and none (0 percent) were unfounded. At the time of this report, two investigations of this allegation type remain open.

Table 10: Staff-on-Inmate Sexual Harassment, CCFs, 2022-2023

Staff-on-Inmate Sexual Harassment	2022	2023
Total Allegations	10	4
Substantiated	0	0
Unsubstantiated	7	2
Unfounded	2	0
Investigation Ongoing	1	2

Staff-on-Inmate Sexual Harassment at CCFs 2022 - 2023



Part 3: Contracted County Jails (CCJs)

The PA DOC previously contracted with two county jails to house inmates who would have otherwise returned to an SCI under the Justice Reinvestment Initiative (JRI). As part of the PA DOC’s reduction in the use of CCJs, it is noted that the PA DOC has not housed any individual at either of these facilities, pursuant to its contract, since March of 2020. The contracts expired in January of 2024 and were not renewed but the statistical information is provided in compliance with §115.89(b).

The PA DOC’s parole field services also contract with two county jails to house parole violators for approximately 24 hours or less for regional transportation coordination purposes. In emergency circumstances, these contracts may be utilized to house individuals up to 72 hours. These contracts were established in early 2021.

A total of 13 allegations of inmate-on-inmate sexual abuse were made at CCJs in 2023. Of those allegations, three (23 percent) were substantiated, five (38.5 percent) were unsubstantiated, and five (38.5 percent) were unfounded. At the time of this report, all investigations into allegations of this category were complete.

A total of five allegations of staff-on-inmate sexual abuse were made at CCJs in 2023. None (0 percent) of the allegations were substantiated, three (60 percent) were unsubstantiated, and two (40 percent) were unfounded. At the time of this report, all investigations into allegations of this category were complete.

Table 11: Sexual Abuse, CCJs, 2022-2023

Sexual Abuse	2022		2023	
	Inmate-on-Inmate	Staff-on-Inmate	Inmate-on-Inmate	Staff-on-Inmate
Total Allegations	16	4	13	5
Substantiated	4	0	3	0
Unsubstantiated	6	0	5	3
Unfounded	4	3	5	2
Investigation Ongoing	0	1	0	0

(28 C.F.R § 115.88)

A total of 27 allegations of inmate-on-inmate sexual harassment were made at CCJs in 2023. Of those allegations, ten (37 percent) were substantiated, seven (25.9 percent) were unsubstantiated, and ten (37 percent) were unfounded. At the time of this report, all investigations into allegations of this category were complete.

A total of 25 allegations of staff-on-inmate sexual harassment were made at CCJs in 2023. None (0 percent) were substantiated, two (8 percent) were unsubstantiated, and 23 (92 percent) were unfounded. All investigations of this category were complete at the time of this report.

Table 12: Sexual Harassment, CCJs, 2022-2023

Sexual Harassment	2022		2023	
	Inmate-on-Inmate	Staff-on-Inmate	Inmate-on-Inmate	Staff-on-Inmate
Total Allegations	31	12	27	25
Substantiated	8	4	10	0
Unsubstantiated	8	0	7	2
Unfounded	15	8	10	23
Investigation Ongoing	0	0	0	0

Actions to Improve Effectiveness

Consistent with the PA DOC's mission to meet and exceed prevention, detection and response practices for allegations of sexual abuse and sexual harassment, the agency and its facilities have actively considered findings from each of its compliance audits and sexual abuse incident reviews to enhance the effectiveness of its sexual abuse prevention, detection and response policies. One audited contract community corrections facility in calendar year 2023 underwent a corrective action period to monitor its documentation of risk screening. The facility successfully completed the corrective action and ultimately received an audit report showing full compliance.

Accomplishments and enhancements made by the PA DOC, as an agency, in calendar year 2023 include, to name a few:

- Recertification of compliance through PREA audits at 12 of its facilities.
- In 2022, the agency developed an on-site PREA operations inspection system for contracted facilities, conducted by the agency's PREA Compliance Division, where more effective technical assistance may be provided to contracted sites and ensures in-depth monitoring by subject matter experts at least twice per year. The on-site PREA operations inspection system continued in 2023 and serves to enhance oversight of the contracted sites.
- Completion of research for revisions to the agency's risk assessment required by standard §115.41. Although the goal of validation was not achieved, incremental improvements in predictivity were achieved and targets for future analysis were identified. Changes are anticipated to be deployed in the summer of 2024.
- Development of updates to the agency's PREA Tracking System to enhance the ability to both analyze, target, and report aggregate allegation trends beyond that which is currently collected for SSV purposes. These deployments are incrementally occurring throughout calendar year 2023 and will continue in 2024.

(28 C.F.R § 115.88)


- Facility specific upgrades and purchases of new CCTV systems continued as funding was available.
- Facility compliance and technical assistance site reviews continued to ensure sustainability of compliance.
- Continuation of desk audit file reviews for all facilities to spot-check ongoing compliance with key standards at various intervals throughout the year.
- The PREA Coordinator continued to participate in the National PREA Coordinators Working Group meetings, collaborating with other state agencies on compliance challenges, and increased communication with the National PREA Resource Center and PREA Management Office.


Conclusions and Recommendations

This eleventh annual PREA report memorializes the PA DOC's efforts to address sexual safety and effectively respond to allegations of sexual abuse and sexual harassment throughout the agency. Each facility within the PA DOC has been formally audited as compliant at least three times, with twenty-two of its facilities having been audited as compliant for a fourth time by the conclusion of calendar year 2023. Audit results during the 2023 calendar year reinforce and reflect that the Department's facilities continued to adhere to the agency's zero tolerance standard, PREA policies, and protocols.

Allegation statistics continue to suggest that inmates are more than adequately aware of reporting mechanisms, feel confident in making reports within PA DOC facilities, and trust that action will be taken in response to those reports.


The data collected in support of this annual report supports that robust reporting culture continues to exist, the inmate population maintains confidence in prevention efforts, and response practices employed by the PA DOC continue to improve investigative outcomes. Each annual analysis of aggregate allegation data and audit findings continue to provide insights into opportunities for development that are targeted through training, education, and new protocols where applicable. The PA DOC continues to incrementally refine its established procedures based upon observed trends to promote sexual safety and continues to demonstrate itself as an innovative national leader in developing sustainable strategies for both maintaining and enhancing compliance with the PREA standards.

Prepared by: 
Stephen Petersheim, PREA Coordinator

Approved by: 
Thomas Greishaw, Director, Standards, Audits, Assessments, and Compliance

Approved by: 
Randee Brant, Chief of Staff

Approved by: 
Michael Wenerowicz, Executive Deputy Secretary for Institutional Operations

Approved by: 
Laurel Harry, Secretary

(28 C.F.R § 115.88)

Allegations of Inmate-on-Inmate Nonconsensual Sexual Acts,
Abusive Sexual Contact, or Sexual Harassment at PA DOC Facilities, 2023

Facility	Total Allegations	Substantiated	Unsubstantiated	Unfounded	Ongoing
SCI Albion	30	5	10	5	10
SCI Benner Township	41	3	19	8	11
SCI Cambridge Springs	15	2	6	3	4
SCI Camp Hill	57	1	25	4	27
SCI Chester	14	1	8	0	5
SCI Coal Township	54	4	17	5	28
SCI Cresson*	0	0	0	0	0
SCI Dallas	16	0	7	2	7
SCI Fayette	23	2	16	1	4
SCI Forest	30	1	19	7	3
SCI Frackville	18	0	10	1	7
SCI Graterford*	14	0	11	1	2
SCI Greene	82	5	37	11	29
SCI Greensburg*	1	0	1	0	0
SCI Houtzdale	75	0	47	24	4
SCI Huntingdon	27	7	10	4	6
SCI Laurel Highlands	16	1	11	1	3
SCI Mahanoy	23	1	14	5	3
SCI Mercer	7	0	3	0	4
SCI Muncy	113	7	75	12	19
SCI Phoenix	58	4	34	3	17
SCI Pine Grove	10	0	2	0	8
SCI Pittsburgh*	1	0	1	0	0
Quehanna Boot Camp	3	2	0	1	0
SCI Retreat	0	0	0	0	0
SCI Rockview	38	14	9	10	5
SCI Smithfield	15	3	11	1	0
SCI Somerset	28	1	8	3	16
SCI Waymart	14	2	4	5	3
Training Academy	0	0	0	0	0
BCC	3	0	2	0	1
Parole	0	0	0	0	0
Totals	826	66	417	117	226

* Allegations occurred in the past, prior to the facility's closing, but were reported in calendar year 2023

Allegations of Staff-on-Inmate Sexual Misconduct or Sexual Harassment at PA DOC Facilities, 2023

Facility	Total Allegations	Substantiated	Unsubstantiated	Unfounded	Ongoing
SCI Albion	55	0	29	9	17
SCI Benner Township	62	0	36	15	11
SCI Cambridge Springs	8	2	1	2	3
SCI Camp Hill	92	2	41	19	30
SCI Chester	20	1	13	5	1
SCI Coal Township	63	4	27	10	22
SCI Cresson	0	0	0	0	0
SCI Dallas	27	1	1	20	5
SCI Fayette	90	0	64	13	13
SCI Forest	204	4	129	57	14
SCI Frackville	71	0	40	5	26
SCI Graterford	0	0	0	0	0
SCI Greene	138	0	76	26	36
SCI Greensburg	0	0	0	0	0
SCI Houtzdale	209	2	139	66	2
SCI Huntingdon	66	1	24	17	24
SCI Laurel Highlands	12	1	10	0	1
SCI Mahanoy	29	1	16	7	5
SCI Mercer	4	0	1	0	3
SCI Muncy	46	2	17	17	10
SCI Phoenix	112	2	65	12	33
SCI Pine Grove	46	0	12	2	32
SCI Pittsburgh*	1	0	0	0	1
Quehanna Boot Camp	0	0	0	0	0
SCI Retreat*	1	0	0	0	1
SCI Rockview	81	0	26	43	12
SCI Smithfield	17	1	10	6	0
SCI Somerset	95	1	30	28	36
SCI Waymart	21	0	2	18	1
Training Academy	0	0	0	0	0
BCC	4	0	3	0	1
PBPP	0	0	0	0	0
Totals	1574	25	812	397	340

* Allegations occurred in the past, prior to the facility's closing, but were reported in calendar year 2023